

Misano
International GT Open
Qualifying - 2 Driver - 2
Provisional Results



Cls	N°	Entrant/Team	Nat	Driver 1	Nat	Driver 2	Nat	Vehicle	Cat	Cls	Laps	Best	Time	Gap	Interval	Km/h
1	17	Elite Motorsport with Entire Race Engineering	GBR	Tom Emson	GBR	Tom Lebbon	GBR	Ferrari 296 GT3 EVO	PRO	1	13	12	1:31.304			166.6
2	51	AF Corse	ITA	Rafael Durán	ESP	Tommaso Mosca	ITA	Ferrari 296 GT3 EVO	PRO	2	12	11	1:31.627	0.323	0.323	166.0
3	54	CBRX by SPS	DEU	Dexter Müller	CHE	Yannick Mettler	CHE	Mercedes AMG GT3 EVO	PROAM	1	12	10	1:31.681	0.377	0.054	165.9
4	71	Team Motopark	DEU	Christian Mansell	AUS	Maximilian Götz	DEU	Mercedes AMG GT3 EVO	PRO	3	12	10	1:31.690	0.386	0.009	165.9
5	11	Fach Auto Tech	CHE	Lucas Wolf	DEU	Alexander Fach	CHE	Porsche 911 GT3 R EVO (992)	PROAM	2	11	10	1:31.696	0.392	0.006	165.9
6	33	Greystone GT	GBR	Zac Meakin	GBR	Dean Macdonald	GBR	McLaren 720s GT3 Evo	PRO	4	11	9	1:31.769	0.465	0.073	165.7
7	28	Team Motopark	DEU	Marcelo Ramírez	MEX	Dominik Baumann	AUT	Mercedes AMG GT3 EVO	PRO	5	11	11	1:31.904	0.600	0.135	165.5
8	7	PTT Racing	POL	Hubert Darmetko	POL	Fabian Dybionka	POL	BMW M4 GT3 EVO	PROAM*	3	13	13	1:31.957	0.653	0.053	165.4
9	96	AF Corse	ITA	Yaroslav Veselaho	UKR	Lorenzo Ferrari	ITA	Ferrari 296 GT3 EVO	PRO	6	10	9	1:31.965	0.661	0.008	165.4
10	63	Scuderia Villorba Corse	ITA	Leonardo Mancini	ITA	Rodrigo Testa	PRT	Lamborghini Huracan Evo 2	PRO	7	11	10	1:32.270	0.966	0.305	164.8
11	25	Into Africa Racing by Dragon Racing Intl.	ZAF	Xolile Letlaka	ZAF	Axcil Jefferies	ZWE	Ferrari 296 GT3	PROAM	4	12	11	1:32.276	0.972	0.006	164.8
12	81	Norik Racing	JPN	Norikazu Shibata	JPN	Charles Fagg	GBR	Ferrari 296 GT3	PROAM	5	14	13	1:32.284	0.980	0.008	164.8
13	911	ZRS Motorsport	ITA	Pietro Armani	ITA	Alex Fontana	CHE	Porsche 911 GT3 R EVO (992)	PRO	8	11	10	1:32.372	1.068	0.088	164.6
14	5	Olimp Racing	POL	Stanislaw Jedliński	POL	Krystian Korzeniowski	POL	Ferrari 296 GT3 EVO	AM	1	10	8	1:32.411	1.107	0.039	164.6
15	9	GetSpeed	DEU	Anthony Bartone	USA	Fabian Schiller	DEU	Mercedes AMG GT3 EVO	PRO	9	11	4	1:32.504	1.200	0.093	164.4
16	75	Team ISR	CZE	Filip Salaquarda	CZE	Libor Milota	CZE	Audi R8 LMS GT3 Evo II	PROAM	6	14	11	1:32.573	1.269	0.069	164.3
17	707	Al Manar by Dragon Racing	QAT	Al Faisal Al Zubair	QAT	David Fumanelli	ITA	Ferrari 296 GT3 EVO	PRO	10	10	10	1:32.898	1.594	0.325	163.7
18	16	AF Corse	ITA	Marcelo Hahn	BRA	Galid Osman	BRA	Ferrari 296 GT3	AM	2	13	12	1:33.041	1.737	0.143	163.5
19	6	Baron Motorsport Team	AUT	Andrzej Lewandowski	POL	Adrian Lewandowski	POL	Ferrari 296 GT3	AM	3	13	12	1:33.239	1.935	0.198	163.1
20	14	Good Speed Racing Team	POL	Piotr Wira	POL	Tomasz Magdziarz	POL	Aston Martin AMR Vantage GT3 E	AM	4	13	12	1:33.306	2.002	0.067	163.0
21	777	Olimp Racing	POL	Marcin Jedliński	POL	Karol Basz	POL	Ferrari 296 GT3 EVO	PROAM	7	13	12	1:33.313	2.009	0.007	163.0
22	79	Sendom Racing Team	POL	Seweryn Mazur	POL			Lamborghini Huracan Evo 2	AM	5	10	10	1:33.328	2.024	0.015	163.0
23	12	Fach Auto Tech	CHE	Joel Monegro Reyes	DOM			Porsche 911 GT3 R EVO (992)	AM	6	14	13	1:33.748	2.444	0.420	162.2
24	39	Target Racing	ITA	Huilin Han	CHN			Ferrari 296 GT3	AM	7	12	12	1:34.136	2.832	0.388	161.6
25	55	AF Corse	ITA	Laurent De Meeus	BEL	Vincent Abril	FRA	Ferrari 296 GT3 EVO	PROAM	8	13	10	1:34.391	3.087	0.255	161.1
26	26	Saintéloc Racing	FRA	Michaël Blanchemain	FRA	Jim Pla	FRA	Audi R8 LMS GT3 Evo II	PROAM	9	14	13	1:34.718	3.414	0.327	160.6
27	77	Grupo Prom Racing Team	DEU	Alfredo Hernández	MEX			Mercedes AMG GT3 EVO	AM	8	13	11	1:35.107	3.803	0.389	159.9

Published at:.....

Track Temp: 35.2 °C Air Temp: 24.6 °C Humidity: 50 % Track Status: DRY

Race Director:

Alessandro Ferrari

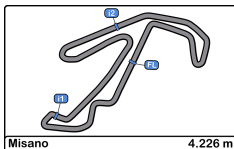
ACI DGA 392080

Timekeeper:

Luis Garcia

JCR-2654-ESP/M





Misano
International GT Open
Qualifying - 2 Driver - 2
Provisional Results by Category



PRO																
Cls	N°	Entrant/Team	Nat	Driver 1	Nat	Driver 2	Nat	Vehicle	Cat	Cls	Laps	Best	Time	Gap	Interval	Km/h
1	17	Elite Motorsport with Entire Race Engineering	GBR	Tom Emson	GBR	Tom Lebbon	GBR	Ferrari 296 GT3 EVO	PRO	1	13	12	1:31.304			166.6
2	51	AF Corse	ITA	Rafael Durán	ESP	Tommaso Mosca	ITA	Ferrari 296 GT3 EVO	PRO	2	12	11	1:31.627	0.323	0.323	166.0
3	71	Team Motopark	DEU	Christian Mansell	AUS	Maximilian Götz	DEU	Mercedes AMG GT3 EVO	PRO	3	12	10	1:31.690	0.386	0.063	165.9
4	33	Greystone GT	GBR	Zac Meakin	AUS	Dean Macdonald	GBR	McLaren 720s GT3 Evo	PRO	4	11	9	1:31.769	0.465	0.079	165.7
5	28	Team Motopark	DEU	Marcelo Ramírez	MEX	Dominik Baumann	AUT	Mercedes AMG GT3 EVO	PRO	5	11	11	1:31.904	0.600	0.135	165.5
6	96	AF Corse	ITA	Yaroslav Veselaho	CZE	Lorenzo Ferrari	ITA	Ferrari 296 GT3 EVO	PRO	6	10	9	1:31.965	0.661	0.061	165.4
7	63	Scuderia Villorba Corse	ITA	Leonardo Moncini	ITA	Rodrigo Testa	PRT	Lamborghini Huracan Evo 2	PRO	7	11	10	1:32.270	0.966	0.305	164.8
8	911	ZRS Motorsport	ITA	Pietro Armanni	ITA	Alex Fontana	CHE	Porsche 911 GT3 R EVO (992)	PRO	8	11	10	1:32.372	1.068	0.102	164.6
9	9	GetSpeed	DEU	Anthony Bartone	USA	Fabian Schiller	DEU	Mercedes AMG GT3 EVO	PRO	9	11	4	1:32.504	1.200	0.132	164.4
10	707	Al Manar by Dragon Racing	QAT	Al Faisal Al Zubair	QAT	David Fumanelli	ITA	Ferrari 296 GT3 EVO	PRO	10	10	10	1:32.898	1.594	0.394	163.7

PROAM																
Cls	N°	Entrant/Team	Nat	Driver 1	Nat	Driver 2	Nat	Vehicle	Cat	Cls	Laps	Best	Time	Gap	Interval	Km/h
1	54	CBRX by SPS	DEU	Dexter Müller	CHE	Yannick Mettler	CHE	Mercedes AMG GT3 EVO	PROAM	1	12	10	1:31.681			165.9
2	11	Fach Auto Tech	CHE	Lucas Wolf	DEU	Alexander Fach	CHE	Porsche 911 GT3 R EVO (992)	PROAM	2	11	10	1:31.696	0.015	0.015	165.9
3	7	PTT Racing	POL	Hubert Darmetko	POL	Fabian Dybionka	POL	BMW M4 GT3 EVO	PROAM*	3	13	13	1:31.957	0.276	0.261	165.4
4	25	Into Africa Racing by Dragon Racing Intl.	ZAF	Xolile Letlaka	ZAF	Axcil Jefferies	ZWE	Ferrari 296 GT3	PROAM	4	12	11	1:32.276	0.595	0.319	164.8
5	81	Norik Racing	JPN	Norikazu Shibata	JPN	Charles Fagg	GBR	Ferrari 296 GT3	PROAM	5	14	13	1:32.284	0.603	0.008	164.8
6	75	Team ISR	CZE	Filip Salaquarda	CZE	Libor Milota	CZE	Audi R8 LMS GT3 Evo II	PROAM	6	14	11	1:32.573	0.892	0.289	164.3
7	777	Olimp Racing	POL	Marcin Jedliński	POL	Karol Basz	POL	Ferrari 296 GT3 EVO	PROAM	7	13	12	1:33.313	1.632	0.740	163.0
8	55	AF Corse	ITA	Laurent De Meeus	BEL	Vincent Abril	FRA	Ferrari 296 GT3 EVO	PROAM	8	13	10	1:34.391	2.710	1.078	161.1
9	26	Saintéloc Racing	FRA	Michaël Blanchemain	FRA	Jim Pla	FRA	Audi R8 LMS GT3 Evo II	PROAM	9	14	13	1:34.718	3.037	0.327	160.6

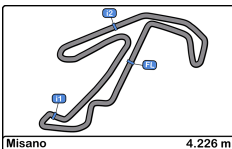
AM																
Cls	N°	Entrant/Team	Nat	Driver 1	Nat	Driver 2	Nat	Vehicle	Cat	Cls	Laps	Best	Time	Gap	Interval	Km/h
1	5	Olimp Racing	POL	Stanislaw Jedliński	POL	Krystian Korzeniowski	POL	Ferrari 296 GT3 EVO	AM	1	10	8	1:32.411			164.6
2	16	AF Corse	ITA	Marcelo Hahn	BRA	Galid Osman	BRA	Ferrari 296 GT3	AM	2	13	12	1:33.041	0.630	0.630	163.5
3	6	Baron Motorsport Team	AUT	Andrzej Lewandowski	POL	Adrian Lewandowski	POL	Ferrari 296 GT3	AM	3	13	12	1:33.239	0.828	0.198	163.1
4	14	Good Speed Racing Team	POL	Piotr Wira	POL	Tomasz Magdziarz	POL	Aston Martin AMR Vantage GT3 E	AM	4	13	12	1:33.306	0.895	0.067	163.0
5	79	Sendom Racing Team	POL	Seweryn Mazur	POL			Lamborghini Huracan Evo 2	AM	5	10	10	1:33.328	0.917	0.022	163.0
6	12	Fach Auto Tech	CHE	Joel Monegro Reyes	CHE			Porsche 911 GT3 R EVO (992)	AM	6	14	13	1:33.748	1.337	0.420	162.2
7	39	Target Racing	ITA	Huilin Han	CHN			Ferrari 296 GT3	AM	7	12	12	1:34.136	1.725	0.388	161.6
8	77	Grupo Prom Racing Team	DEU	Alfredo Hernández	MEX			Mercedes AMG GT3 EVO	AM	8	13	11	1:35.107	2.696	0.971	159.9

Published at:.....

Track Temp: 35.2 °C Air Temp: 24.6 °C Humidity: 50 % Track Status: DRY

Race Director:	Alessandro Ferrari ACI DGA 392080	Timekeeper:	Luis Garcia JCR-2654-ESP/M
-----------------------	--------------------------------------	--------------------	-----------------------------------





Misano
International GT Open
Qualifying - 2 Driver - 2
Provisional Results by Category



Published at:.....

Track Temp: **35.2 °C** Air Temp: **24.6 °C** Humidity: **50 %** Track Status: **DRY**

Race Director:

Alessandro Ferrari

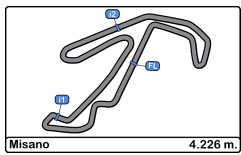
ACI DGA 392080

Timekeeper:

Luis Garcia

JCR-2654-ESP/M



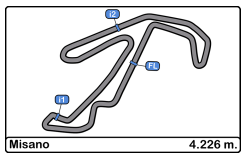


Misano
International GT Open
Qualifying - 2 Driver - 2
Lap Analysis



5							9								
Stanislaw Jedliński							Ferrari 296 GT3 EVO								
AM							PRO								
Krystian Korzeniewski							Fabian Schiller								
Olimp Racing							GetSpeed								
Lap	D	Time	Sector 1	Sector 2	Sector 3	T. Spd	Elapsed	Lap	D	Time	Sector 1	Sector 2	Sector 3	T. Spd	Elapsed
1	2	9:38:47.379	9:37:27.258	37.124	42.997	194.2	9:38:47.379	1	1	9:39:11.171	9:37:54.249	38.285	38.637	214.7	9:39:11.171
2	2	1:34.049	25.207	35.461	33.381	218.1	9:40:21.428	2	1	1:35.202	25.092	35.675	34.435	216.4	9:40:46.373
3	2	1:33.184	24.715	35.188	33.281	216.8	9:41:54.612	3	1	1:32.962	24.496	35.093	33.373	217.3	9:42:19.335
4	2	1:32.563	24.372	35.091	33.100	217.7	9:43:27.175	4	1	1:32.504	24.352	35.044	33.108	216.8	9:43:51.839
5	2	1:54.588 P	26.872	41.500	46.216	215.5	9:45:21.763	5	1	1:46.166 P	24.367	35.162	46.636	217.3	9:45:38.004
6	2	6:57.667	5:44.207	38.209	35.251	160.0	9:52:19.430	6	1	8:03.420	6:42.513	38.335	42.572	213.0	9:53:41.424
7	2	1:32.934	24.456	35.325	33.153	217.7	9:53:52.364	7	1	1:34.875	25.135	36.293	33.447	216.4	9:55:16.299
8	2	1:32.411	24.218	34.969	33.224	217.7	9:55:24.775	8	1	1:34.034	24.449	35.126	34.459	218.1	9:56:50.333
9	2	1:33.113	24.460	35.075	33.578	217.7	9:56:57.888	9	1	1:33.752	24.854	35.611	33.287	216.0	9:58:24.085
10	2	1:48.949 P	24.296	35.257	49.396	216.8	9:58:46.837	10	1	1:32.483	24.312	35.051	33.120	218.1	9:59:56.568
6							11								
Andrzej Lewandowski							Lucas Wolf								
AM							PROAM								
Adrian Lewandowski							Alexander Fach								
Baron Motorsport Team							Fach Auto Tech								
Lap	D	Time	Sector 1	Sector 2	Sector 3	T. Spd	Elapsed	Lap	D	Time	Sector 1	Sector 2	Sector 3	T. Spd	Elapsed
1	2	9:38:18.278	9:37:01.714	39.274	37.290	194.2	9:38:18.278	1	2	9:37:57.483	9:36:43.511	38.662	35.310	212.5	9:37:57.483
2	2	1:36.299	25.477	36.274	34.548	216.4	9:39:54.577	2	2	1:32.952	24.438	35.254	33.260	216.0	9:39:30.435
3	2	1:34.728	24.878	35.947	33.903	216.0	9:41:29.305	3	2	1:32.486	24.179	35.054	33.253	216.0	9:41:02.921
4	2	1:35.524	24.852	36.178	34.494	216.0	9:43:04.829	4	2	1:36.913	25.546	37.930	33.437	208.4	9:42:39.834
5	2	1:34.066	24.774	35.534	33.758	216.0	9:44:38.895	5	2	1:31.981	24.145	34.883	32.953	216.4	9:44:11.815
6	2	1:33.513	24.697	35.384	33.432	216.0	9:46:12.408	6	2	1:45.637 P	24.512	35.740	45.385	216.8	9:45:57.452
7	2	2:56.641 P	25.490	37.330	1:53.821	215.5	9:49:09.049	7	2	7:41.467	6:26.985	38.168	36.314	214.7	9:53:38.919
8	2	1:56.339	43.107	38.020	35.212	215.1	9:51:05.388	8	2	1:33.217	24.668	35.517	33.032	217.3	9:55:12.136
9	2	1:36.331	25.456	36.223	34.652	215.5	9:52:41.719	9	2	1:31.849	24.382	34.727	32.740	217.7	9:56:43.985
10	2	1:33.765	24.688	35.372	33.705	217.3	9:54:15.484	10	2	1:31.696	24.110	34.746	32.840	217.3	9:58:15.681
12	2	1:33.239	24.602	35.264	33.373	216.4	9:57:22.493	11	2	1:44.948 P	24.286	34.852	45.810	217.3	10:00:00.629
13	2	1:33.877	24.689	35.337	33.851	216.4	9:58:56.370	12							
14	2	25.111	37.574		215.1			Joel Monegro Reyes							
7							12								
Hubert Darmetko							Porsche 911 GT3 R EVO (992)								
PROAM*							AM								
Fabian Dymbionka							Fach Auto Tech								
BMW M4 GT3 EVO							PTT Racing								
Lap	D	Time	Sector 1	Sector 2	Sector 3	T. Spd	Elapsed	Lap	D	Time	Sector 1	Sector 2	Sector 3	T. Spd	Elapsed
1	2	9:39:02.340	9:37:42.730	41.629	37.981	144.1	9:39:02.340	1		9:38:05.931	9:36:48.728	40.827	36.376	195.2	9:38:05.931
2	2	1:33.417	24.779	35.327	33.311	221.3	9:40:35.757	2		1:36.230	25.333	36.075	34.822	215.1	9:39:42.161
3	2	1:32.978	24.364	35.349	33.265	220.8	9:42:08.735	3		1:35.408	25.015	35.920	34.473	215.5	9:41:17.569
4	2	1:32.289	24.354	34.949	32.986	221.3	9:43:41.024	4		1:35.666	25.165	35.973	34.528	216.4	9:42:53.235
5	2	1:32.588	24.345	35.042	33.201	221.3	9:45:13.612	5		1:34.588	24.778	35.790	34.020	216.8	9:44:27.823
6	2	1:32.266	24.329	34.974	32.963	221.7	9:46:45.878	6		1:34.460	24.830	35.611	34.019	216.8	9:46:02.283
7	2	1:45.556 P	24.366	35.154	46.036	222.6	9:48:31.434	7		1:51.103 P	26.187	36.887	48.029	213.8	9:47:53.386
8	2	4:55.887	3:40.641	37.867	37.379	198.8	9:53:27.321	8		3:37.590	2:23.748	38.187	35.655	194.2	9:51:30.976
9	2	1:33.071	24.472	35.166	33.433	220.4	9:55:00.392	9		1:39.706	26.319	37.083	36.304	206.1	9:53:10.682
10	2	1:32.261	24.368	34.917	32.976	220.8	9:56:32.653	10		1:34.287	24.778	35.682	33.827	216.4	9:54:44.969
11	2	1:32.094	24.240	34.852	33.002	220.8	9:58:04.747	11		1:34.232	24.656	35.631	33.945	216.8	9:56:19.201
12	2	1:32.317	24.311	35.003	33.003	221.7	9:59:37.064	12		1:34.548	24.928	35.668	33.952	215.1	9:57:53.749
13	2	1:31.957	24.192	34.839	32.926	221.3	10:01:09.021	13		1:33.748	24.746	35.438	33.564	216.4	9:59:27.497
14	2		28.200	42.061		194.9		14		1:33.809	24.521	35.693	33.595	217.3	10:01:01.306
								15			27.189	39.578		194.9	





Misano
International GT Open
Qualifying - 2 Driver - 2
Lap Analysis

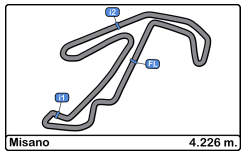


14							25													
AM			Piotr Wira				Aston Martin AMR Vantage GT3 EVO			Xolile Letlaka			Ferrari 296 GT3							
AM			Tomasz Magdziarz				Good Speed Racing Team			PROAM			Axcil Jefferies				Into Africa Racing by Dragon			
Lap	D	Time	Sector 1	Sector 2	Sector 3	T. Spd	Elapsed	Lap	D	Time	Sector 1	Sector 2	Sector 3	T. Spd	Elapsed					
1	2	9:38:00.215	9:36:42.059	41.745	36.411	209.7	9:38:00.215	1	2	9:38:08.310	9:36:56.093	36.219	35.998	213.8	9:38:08.310					
2	2	1:36.362	25.538	36.240	34.584	215.5	9:39:36.577	2	2	1:33.186	24.647	35.273	33.266	216.4	9:39:41.496					
3	2	1:36.365	25.025	36.249	35.091	216.4	9:41:12.942	3	2	1:32.754	24.369	35.116	33.269	217.3	9:41:14.250					
4	2	1:35.102	24.987	35.817	34.298	216.0	9:42:48.044	4	2	1:42.094	27.303	41.475	33.316	216.0	9:42:56.344					
5	2	1:34.425	24.713	35.687	34.025	216.0	9:44:22.469	5	2	1:32.756	24.388	35.241	33.127	216.4	9:44:29.100					
6	2	2:56.376 P	24.867	35.649	1:55.860	216.4	9:47:18.845	6	2	3:39.226 P	24.743	35.916	2:38.567	216.0	9:48:08.326					
7	2	1:56.504	43.984	36.741	35.779	214.7	9:49:15.349	7	2	1:50.702	41.561	35.695	33.446	214.2	9:49:59.028					
8	2	1:37.716	24.609	35.602	37.505	217.3	9:50:53.065	8	2	1:32.372	24.211	35.124	33.037	216.8	9:51:31.400					
9	2	1:33.771	24.519	35.485	33.767	217.3	9:52:26.836	9	2	1:36.251	24.511	36.567	35.173	213.8	9:53:07.651					
10	2	1:35.335	24.746	35.679	34.910	216.8	9:54:02.171	10	2	1:32.428	24.241	35.017	33.170	216.8	9:54:40.079					
11	2	1:33.715	24.560	35.383	33.772	217.3	9:55:35.886	11	2	1:32.276	24.346	35.054	32.876	217.7	9:56:12.355					
12	2	1:33.306	24.411	35.353	33.542	217.7	9:57:09.192	12	2	1:33.533	24.340	34.921	34.272	216.8	9:57:45.888					
13	2	1:40.308	26.527	37.017	36.764	214.7	9:58:49.500	13	2		24.282	35.106		214.7						
14	2		24.566	35.389		217.7														

16							26													
AM			Marcelo Hahn				Ferrari 296 GT3			PROAM			Jim Pla				Sainteloc Racing			
AM			Galid Osman				AF Corse			PROAM			Jim Pla				Sainteloc Racing			
Lap	D	Time	Sector 1	Sector 2	Sector 3	T. Spd	Elapsed	Lap	D	Time	Sector 1	Sector 2	Sector 3	T. Spd	Elapsed					
1	2	9:38:22.095	9:37:02.466	41.206	38.423	161.4	9:38:22.095	1	1	9:37:58.572	9:36:43.889	38.506	36.177	214.7	9:37:58.572					
2	2	1:35.794	25.145	36.337	34.312	215.1	9:39:57.889	2	1	1:36.970	25.501	36.556	34.913	216.8	9:39:35.542					
3	2	1:34.529	24.869	35.792	33.868	215.5	9:41:32.418	3	1	1:36.304	25.636	36.467	36.278	216.8	9:41:13.923					
4	2	1:49.075 P	25.455	36.937	46.683	214.7	9:43:21.493	4	1	1:36.513	25.164	36.841	34.508	217.3	9:42:50.436					
5	2	2:49.386	1:37.261	37.551	34.574	213.8	9:46:10.879	5	1	1:35.802	25.599	36.165	34.038	217.3	9:44:26.238					
6	2	1:33.896	24.608	35.534	33.754	216.0	9:47:44.775	6	1	1:35.000	25.045	35.761	34.194	217.3	9:46:01.238					
7	2	1:38.630	26.630	37.212	34.788	214.2	9:49:23.405	7	1	1:34.772	25.041	35.970	33.761	217.7	9:47:36.010					
8	2	1:33.748	24.702	35.577	33.469	215.1	9:50:57.153	8	1	1:34.668	24.824	36.021	33.823	217.3	9:49:10.678					
9	2	1:34.413	24.560	35.492	34.361	216.4	9:52:31.566	9	1	1:52.834 P	26.270	37.423	49.141	217.3	9:51:03.512					
10	2	1:39.294	27.590	37.444	34.260	214.7	9:54:10.860	10	1	3:23.606	2:12.457	36.819	34.330	216.4	9:54:27.118					
11	2	1:33.402	24.474	35.493	33.435	216.0	9:55:44.262	11	1	1:33.950	24.567	35.822	33.561	218.1	9:56:01.068					
12	2	1:33.041	24.189	35.448	33.404	215.5	9:57:17.303	12	1	1:34.803	24.409	35.785	34.609	218.1	9:57:35.871					
13	2	1:56.261 P	27.838	40.062	48.361	213.0	9:59:13.564	13	1	1:34.718	24.672	35.908	34.138	218.1	9:59:10.589					
14	2							14	1	1:50.471 P	25.366	35.859	49.246	219.0	10:01:01.060					

17							28													
PRO			Tom Emson				Ferrari 296 GT3 EVO			PRO			Marcelo Ramirez				Mercedes AMG GT3 EVO			
PRO			Tom Lebbon				Elite Motorsport with Entire Race			PRO			Dominik Baumann				Team Motopark			
Lap	D	Time	Sector 1	Sector 2	Sector 3	T. Spd	Elapsed	Lap	D	Time	Sector 1	Sector 2	Sector 3	T. Spd	Elapsed					
1	2	9:40:55.945	9:39:38.939	38.822	38.184	214.2	9:40:55.945	1	2	9:39:50.778 P			9:39:50.778		9:39:50.778					
2	2	1:32.536	24.290	35.255	32.991	217.3	9:42:28.481	2	2	1:57.146	44.530	37.319	35.297	215.5	9:41:47.924					
3	2	1:31.693	24.115	34.903	32.675	218.1	9:44:00.174	3	2	1:33.174	24.571	35.157	33.446	218.6	9:43:21.098					
4	2	1:42.584	25.776	39.398	37.410	189.4	9:45:42.758	4	2	1:41.445	27.033	35.543	38.869	219.0	9:45:02.543					
5	2	1:31.720	24.091	34.872	32.757	218.1	9:47:14.478	5	2	1:33.505	24.916	35.360	33.229	217.3	9:46:36.048					
6	2	1:49.925 P	25.771	36.498	47.656	216.8	9:49:04.403	6	2	5:54.645 P	24.670	35.176	4:54.799	218.6	9:52:30.693					
7	2	3:07.286	1:50.395	39.197	37.694	214.2	9:52:11.689	7	2	2:07.469	44.973	40.778	41.718	214.7	9:54:38.162					
8	2	1:37.412	24.241	37.792	35.379	164.1	9:53:49.101	8	2	1:32.126	24.347	34.807	32.972	218.6	9:56:10.288					
9	2	1:41.921	24.126	35.865	41.930	105.7	9:55:31.022	9	2	1:42.643	24.382	40.146	38.115	216.8	9:57:52.931					
10	2	1:31.442	24.145	34.768	32.529	219.5	9:57:02.464	10	2	1:31.775	24.291	34.629	32.855	219.0	9:59:24.706					
11	2	1:34.817	24.098	34.903	35.816	217.7	9:58:37.281	11	2	1:31.904	24.214	34.780	32.910	218.6	10:00:56.610					
12	2	1:31.304	23.981	34.817	32.506	218.1	10:00:08.585	12	2		25.463	36.308		219.0						
13	2	2:28.037 P	33.214	50.156	1:04.667	155.3	10:02:36.622													





Misano
International GT Open
Qualifying - 2 Driver - 2
Lap Analysis



33 Zac Meakin McLaren 720s GT3 Evo **54** Dexter Müller Mercedes AMG GT3 EVO
 PRO Dean Macdonald Greystone GT PROAM Yannick Mettler CBRX by SPS

Lap	D	Time	Sector 1	Sector 2	Sector 3	T. Spd	Elapsed	Lap	D	Time	Sector 1	Sector 2	Sector 3	T. Spd	Elapsed
1	1	9:42:06.785	9:40:52.858	37.076	36.851	214.2	9:42:06.785	1	2	9:41:00.727	9:39:42.457	36.982	41.288	161.1	9:41:00.727
2	1	4:33.414	24.529	35.403	33.182	217.3	9:43:39.899	2	2	1:32.450	24.395	35.100	32.955	217.7	9:42:33.177
3	1	1:32.640	24.259	35.196	33.185	218.1	9:45:12.539	3	2	4:32.220	24.415	34.821	32.984	218.6	9:44:05.397
4	1	1:32.313	24.094	34.989	33.230	217.7	9:46:44.852	4	2	4:33.094	24.360	35.172	33.562	218.1	9:45:38.491
5	1	1:42.954 P	24.253	35.136	43.565	218.1	9:48:27.806	5	2	1:32.157	24.292	34.877	32.988	218.1	9:47:10.648
6	1	4:54.985	3:38.988	36.528	39.469	214.7	9:53:22.791	6	2	1:48.671 P	25.042	36.343	47.286	217.3	9:48:59.319
7	1	1:32.836	24.589	35.154	33.093	218.1	9:54:55.627	7	2	2:55.259	1:45.724	36.245	33.290	213.8	9:51:54.578
8	1	1:32.048	24.092	34.990	32.966	219.0	9:56:27.675	8	2	1:37.126	24.967	36.351	35.808	217.3	9:53:31.704
9	1	1:31.769	23.966	34.839	32.964	219.5	9:57:59.444	9	2	1:32.272	24.358	34.984	32.930	219.0	9:55:03.976
10	1	1:32.778	24.207	35.259	33.312	219.0	9:59:32.222	10	2	1:31.681	24.153	34.797	32.731	219.0	9:56:35.657
11	1	1:43.036 P	24.102	34.994	43.940	219.5	10:01:15.258	11	2	1:31.955	24.246	34.857	32.852	219.5	9:58:07.612

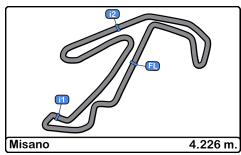
39 Huilin Han Ferrari 296 GT3 **55** Laurent De Meeus Ferrari 296 GT3 EVO
 AM Target Racing PROAM Vincent Abril AF Corse

Lap	D	Time	Sector 1	Sector 2	Sector 3	T. Spd	Elapsed	Lap	D	Time	Sector 1	Sector 2	Sector 3	T. Spd	Elapsed
1	1	9:38:28.025	9:37:09.054	38.119	40.852	216.8	9:38:28.025	1	1	9:38:23.540	9:37:04.967	40.201	38.372	183.3	9:38:23.540
2	1	4:36.735	25.249	36.318	34.168	217.3	9:40:03.760	2	1	1:37.377	25.990	36.659	34.728	216.4	9:40:00.917
3	1	4:36.476	25.082	36.057	34.037	218.1	9:41:38.936	3	1	1:35.738	25.346	36.124	34.268	216.0	9:41:36.655
4	1	1:34.678	25.062	35.890	33.726	218.6	9:43:13.614	4	1	1:35.588	25.346	36.129	34.113	216.0	9:43:12.243
5	1	2:31.308 P	24.749	38.960	1:27.599	211.7	9:45:44.922	5	1	1:35.435	25.270	36.119	34.046	215.5	9:44:47.678
6	1	1:59.646	44.797	38.643	36.206	158.5	9:47:44.568	6	1	1:50.065 P	25.631	36.948	47.486	215.5	9:46:37.743
7	1	1:35.615	25.047	36.253	34.315	218.1	9:49:20.183	7	1	3:01.126	1:46.823	39.436	34.867	214.2	9:49:38.869
8	1	1:34.477	24.839	35.684	33.954	216.8	9:50:54.660	8	1	1:35.542	25.262	36.096	34.184	216.4	9:51:14.411
9	1	4:36.583	24.801	36.548	35.234	217.7	9:52:31.243	9	1	1:34.766	25.148	35.759	33.859	216.0	9:52:49.177
10	1	4:34.825	24.758	35.943	34.124	217.7	9:54:06.068	10	1	1:34.391	24.958	35.749	33.684	216.0	9:54:23.568
11	1	1:34.136	24.695	35.770	33.671	218.1	9:57:14.447	11	1	4:34.753	25.089	35.822	33.842	217.3	9:55:58.321
12	1	1:34.243	24.720	35.794	33.729	217.7	9:55:40.311	12	1	1:34.763	25.133	35.878	33.752	216.8	9:57:33.084
13	1	27.228	49.414			159.2		13	1	1:58.114 P	26.454	39.304	52.356	216.4	9:59:31.198

51 Rafael Durán Ferrari 296 GT3 EVO **63** Leonardo Moncini Lamborghini Huracan Evo 2
 PRO Tommaso Mosca AF Corse PRO Rodrigo Testa Scuderia Villorba Corse

Lap	D	Time	Sector 1	Sector 2	Sector 3	T. Spd	Elapsed	Lap	D	Time	Sector 1	Sector 2	Sector 3	T. Spd	Elapsed
1	2	9:39:23.714	9:38:07.376	38.143	38.195	213.0	9:39:23.714	1	2	9:39:15.242	9:37:55.991	38.472	40.779	215.1	9:39:15.242
2	2	1:33.096	24.412	35.170	33.514	217.3	9:40:56.810	2	2	1:37.870	24.909	35.924	37.037	218.1	9:40:53.112
3	2	1:32.353	24.130	34.947	33.276	217.7	9:42:29.163	3	2	4:33.027	24.574	35.075	33.378	219.0	9:42:26.139
4	2	1:48.222	31.057	43.622	33.543	209.7	9:44:17.385	4	2	4:33.443	24.706	35.120	33.287	219.5	9:43:59.252
5	2	1:32.191	24.179	35.027	32.985	216.4	9:45:49.576	5	2	3:01.410 P	25.106	38.225	1:58.079	204.1	9:47:00.662
6	2	1:31.745	24.004	34.919	32.822	216.4	9:47:21.321	6	2	1:59.275	42.855	40.031	36.389	161.1	9:48:59.937
7	2	2:58.278 P	25.639	36.300	1:56.339	216.0	9:50:19.599	7	2	1:36.792	24.577	35.500	36.715	218.6	9:50:36.729
8	2	1:53.499	44.123	36.029	33.347	214.7	9:52:13.098	8	2	1:32.567	24.350	35.185	33.032	219.0	9:52:09.296
9	2	1:46.125	24.008	34.976	47.141	216.8	9:53:59.223	9	2	4:35.677	24.491	35.050	36.136	219.9	9:53:44.973
10	2	1:35.633	24.218	36.054	35.361	184.6	9:55:34.856	10	2	1:32.270	24.330	34.962	32.978	218.6	9:55:17.243
11	2	1:31.627	24.046	34.769	32.812	216.8	9:57:06.483	11	2	4:32.642	24.425	35.063	33.124	219.9	9:56:49.855
12	2	1:44.373	24.056	34.788	45.529	216.8	9:58:50.856	12	2	27.593	40.583			183.6	
13	2		33.456	43.832		171.4									





Misano
International GT Open
Qualifying - 2 Driver - 2
Lap Analysis



71 Christian Mansell Mercedes AMG GT3 EVO **79** Seweryn Mazur Lamborghini Huracan Evo 2
 PRO Maximilian Götz Team Motopark AM Sendom Racing Team

Lap	D	Time	Sector 1	Sector 2	Sector 3	T. Spd	Elapsed	Lap	D	Time	Sector 1	Sector 2	Sector 3	T. Spd	Elapsed
1	2	9:39:28.944 P			9:39:28.944		9:39:28.944	1	2	9:39:06.648	9:37:46.766	45.054	34.828	217.3	9:39:06.648
2	2	1:55.350	42.184	37.323	35.843	170.3	9:41:24.294	2	2	1:35.089	25.161	35.835	34.093	220.8	9:40:41.737
3	2	1:33.875	24.667	35.563	33.645	217.7	9:42:58.169	3	2	1:33.895	24.786	35.436	33.673	220.4	9:42:15.632
4	2	1:33.150	24.528	35.212	33.410	218.1	9:44:31.319	4	2	1:33.785	24.709	35.477	33.599	220.8	9:43:49.417
5	2	1:36.937	24.537		2:10.347		9:46:08.256	5	2	1:33.552	24.727	35.326	33.499	220.8	9:45:22.969
6	2	1:33.125			3:43.472		9:47:41.381	6	2	4:08.297 P	25.447	39.308	3:03.542	150.4	9:49:31.266
7	2	3:59.704 P			7:43.176		9:51:41.085	7	2	1:52.665	41.490	37.479	33.696	218.6	9:51:23.931
8	2	1:54.474			9:37.650		9:53:35.559	8	2	1:33.546	24.778	35.458	33.310	220.4	9:52:57.477
9	2	1:31.825			11:09.475		9:55:07.384	9	2	1:33.547	24.816	35.424	33.307	220.4	9:54:31.024
10	2	1:31.690			12:41.165		9:56:39.074	10	2	1:33.328	24.668	35.246	33.414	221.3	9:56:04.352
11	2	1:35.531			14:16.696		9:58:14.605	11	2		26.145	37.604		216.4	
12	2	1:32.004			15:48.700		9:59:46.609								

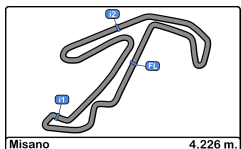
75 Filip Salaquarda Audi R8 LMS GT3 Evo II **81** Norikazu Shibata Ferrari 296 GT3
 PROAM Libor Milota Team ISR PROAM Charles Fagg Norik Racing

Lap	D	Time	Sector 1	Sector 2	Sector 3	T. Spd	Elapsed	Lap	D	Time	Sector 1	Sector 2	Sector 3	T. Spd	Elapsed
1	1	9:38:41.504	9:37:21.832	38.644	41.028	185.8	9:38:41.504	1	2	9:38:51.967	9:37:35.012	37.486	39.469	212.1	9:38:51.967
2	1	1:34.492	25.238	35.700	33.554	218.1	9:40:15.996	2	2	1:34.156	24.833	35.585	33.738	216.4	9:40:26.123
3	1	1:33.317	24.606	35.363	33.348	219.9	9:41:49.313	3	2	1:33.529	24.439	35.577	33.513	216.0	9:41:59.652
4	1	1:33.042	24.625	35.132	33.285	219.9	9:43:22.355	4	2	1:33.014	24.208	35.640	33.166	216.0	9:43:32.666
5	1	1:34.080	24.699	35.207	34.174	218.6	9:44:56.435	5	2	1:32.862	24.374	35.276	33.212	215.1	9:45:05.528
6	1	1:46.156 P	24.476	35.210	46.470	219.0	9:46:42.591	6	2	2:49.937 P	24.043	35.369	1:50.525	216.4	9:47:55.465
7	1	3:48.264	2:38.601	36.392	33.271	216.4	9:50:30.855	7	2	1:55.340	42.959	37.430	34.951	214.2	9:49:50.805
8	1	1:32.742	24.458	35.239	33.045	219.0	9:52:03.597	8	2	1:38.287	25.685	36.234	36.368	216.0	9:51:29.092
9	1	1:42.841	24.636	35.056	43.149	219.9	9:53:46.438	9	2	1:32.647	24.423	35.252	32.972	216.4	9:53:01.739
10	1	1:32.710	24.420	35.174	33.116	220.4	9:55:19.148	10	2	1:32.722	24.265	35.265	33.192	216.0	9:54:34.461
11	1	1:32.573	24.510	35.027	33.036	220.8	9:56:51.721	11	2	1:34.868	24.436	35.498	34.934	213.8	9:56:09.329
12	1	1:34.807	24.648	36.129	34.030	219.5	9:58:26.528	12	2	1:32.822	24.489	35.107	33.226	216.4	9:57:42.151
13	1	1:32.573	24.399	35.091	33.083	220.8	9:59:59.101	13	2	1:32.284	24.192	35.120	32.972	216.0	9:59:14.435
14	1	2:12.686 P	27.809	43.054	1:01.823	146.3	10:02:11.787	14	2	1:32.626	24.226	35.095	33.305	217.3	10:00:47.061
								15	2		27.333	37.962		213.4	

77 Alfredo Hernández Mercedes AMG GT3 EVO **96** Yaroslav Veselaho Ferrari 296 GT3 EVO
 AM Grupo Prom Racing Team PRO Lorenzo Ferrari AF Corse

Lap	D	Time	Sector 1	Sector 2	Sector 3	T. Spd	Elapsed	Lap	D	Time	Sector 1	Sector 2	Sector 3	T. Spd	Elapsed
1	2	9:38:12.348	9:36:58.349	38.123	35.876	213.8	9:38:12.348	1	2	9:40:48.578	9:39:34.082	37.819	36.677	154.5	9:40:48.578
2	2	1:49.789 P	26.070	36.603	47.116	213.8	9:40:02.137	2	2	1:32.020	24.024	35.015	32.981	218.1	9:42:20.598
3	2	3:03.797	1:51.217	37.636	34.944	216.0	9:43:05.934	3	2	1:31.980	24.157	34.908	32.915	217.7	9:43:52.578
4	2	1:35.985	25.443	35.850	34.692	216.0	9:44:41.919	4	2	1:36.648	25.300	35.987	35.361	216.4	9:45:29.226
5	2	1:36.228	25.268	35.829	35.131	216.8	9:46:18.147	5	2	3:15.062 P	24.091	35.148	2:15.823	216.8	9:48:44.288
6	2	1:35.729	25.314	35.901	34.514	214.2	9:47:53.876	6	2	2:01.133	43.301	40.481	37.351	211.7	9:50:45.421
7	2	1:35.650	25.314	36.111	34.225	216.4	9:49:29.526	7	2	1:34.692	23.985	34.956	32.751	217.7	9:52:17.113
8	2	1:36.512	25.650	35.730	35.132	216.8	9:51:06.038	8	2	1:33.569	24.026	34.982	34.561	218.1	9:53:50.682
9	2	1:36.659	25.806	36.081	34.772	216.0	9:52:42.697	9	2	1:31.965	24.159	34.922	32.884	217.7	9:55:22.647
10	2	1:36.110	25.415	36.220	34.475	213.8	9:54:18.807	10	2	1:32.054	24.093	35.043	32.918	219.0	9:56:54.701
11	2	1:35.107	25.137	35.866	34.104	216.0	9:55:53.914	11	2		24.319	37.878		198.1	
12	2	1:35.275	25.019	35.792	34.464	216.0	9:57:29.189								
13	2	1:49.148 P	25.059	36.413	47.676	214.7	9:59:18.337								





Misano
International GT Open
Qualifying - 2 Driver - 2
Lap Analysis



707

Al Faisal Al Zubair Ferrari 296 GT3 EVO

PRO David Fumanelli Al Manar by Dragon Racing

Lap	D	Time	Sector 1	Sector 2	Sector 3	T. Spd	Elapsed
1	1	9:39:26.958	9:38:14.374	37.731	34.853	213.8	9:39:26.958
2	1	1:35.639	25.480	36.075	34.084	217.3	9:41:02.597
3	1	1:33.684	24.708	35.593	33.383	216.8	9:42:36.281
4	1	1:33.676	24.511	35.587	33.578	217.3	9:44:09.957
5	1	4:37.139 P	24.629	35.688	3:36.822	217.7	9:48:47.096
6	1	1:53.454	42.280	36.324	34.850	213.4	9:50:40.550
7	1	1:33.189	24.478	35.316	33.395	218.1	9:52:13.739
8	1	1:34.199	24.627	35.376	34.196	218.1	9:53:47.938
9	1	1:33.001	24.478	35.244	33.279	218.1	9:55:20.939
10	1	1:32.898	24.464	35.121	33.313	218.6	9:56:53.837
11	1		26.274	38.821		217.3	

777

Marcin Jedliński Ferrari 296 GT3 EVO

PROAM Karol Basz Olimp Racing

Lap	D	Time	Sector 1	Sector 2	Sector 3	T. Spd	Elapsed
1	1	9:38:33.018	9:37:03.860	50.179	38.979	187.1	9:38:33.018
2	1	1:36.107	25.589	36.328	34.190	216.0	9:40:09.125
3	1	1:34.953	25.121	35.736	34.096	216.0	9:41:44.078
4	1	1:34.426	24.861	35.816	33.749	216.8	9:43:18.504
5	1	1:34.025	24.579	35.643	33.803	216.8	9:44:52.529
6	1	1:33.769	24.528	35.527	33.714	217.3	9:46:26.298
7	1	1:51.634 P	27.036	36.736	47.862	216.4	9:48:17.932
8	1	3:21.767	2:11.378	36.507	33.882	216.4	9:51:39.699
9	1	1:33.520	24.416	35.544	33.560	216.8	9:53:13.219
10	1	1:33.531	24.443	35.555	33.533	217.3	9:54:46.750
11	1	1:37.996	24.456	37.754	35.785	199.6	9:56:24.745
12	1	1:33.313	24.439	35.395	33.479	216.4	9:57:58.058
13	1	1:56.607 P	29.531	38.402	48.674	216.8	9:59:54.665

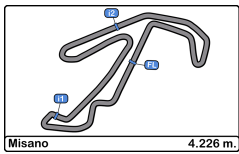
911

Pietro Armani Porsche 911 GT3 R EVO (992)

PRO Alex Fontana ZRS Motorsport

Lap	D	Time	Sector 1	Sector 2	Sector 3	T. Spd	Elapsed
1	1	9:37:53.583	9:36:39.606	37.721	36.256	214.7	9:37:53.583
2	1	1:33.415	24.404	35.356	33.655	219.5	9:39:26.998
3	1	1:42.795	24.735	35.051	43.009	219.5	9:41:09.793
4	1	1:35.643	24.636	35.546	35.461	213.4	9:42:45.436
5	1	1:32.844	24.338	35.131	33.375	219.5	9:44:18.280
6	1	6:15.077 P	24.285	35.260	5:15.532	219.5	9:50:33.357
7	1	2:06.588	48.533	40.973	37.082	216.0	9:52:39.945
8	1	1:34.297	24.390	35.160	34.747	218.1	9:54:14.242
9	1	1:32.679	24.342	35.032	33.305	219.0	9:55:46.921
10	1	1:32.372	24.242	34.973	33.157	219.0	9:57:19.293
11	1	1:32.415	24.158	34.926	33.331	219.9	9:58:51.708
12	1		24.456	35.250		219.0	



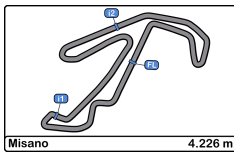


Misano
International GT Open
Qualifying - 2 Driver - 2
Best Sectors Results



Sector - 1			Sector - 2			Sector - 3			Ideal Lap vs Best Lap		
Clas	Nº Driver	Time	Nº Driver	Time	Nº Driver	Time	Clas	Nº Driver	Ideal Lap	Best Lap	Clas
1	33 Zac Meakin	23.966	28 Dominik Baumann	34.629	17 Tom Lebbon	32.506	1	17 Tom Lebbon	1:31.255	1:31.304	1
2	17 Tom Lebbon	23.981	11 Alexander Fach	34.727	54 Yannick Mettler	32.731	2	11 Alexander Fach	1:31.577	1:31.696	5
3	96 Lorenzo Ferrari	23.985	17 Tom Lebbon	34.768	11 Alexander Fach	32.740	3	51 Tommaso Mosca	1:31.585	1:31.627	2
4	51 Tommaso Mosca	24.004	51 Tommaso Mosca	34.769	96 Lorenzo Ferrari	32.751	4	96 Lorenzo Ferrari	1:31.644	1:31.965	9
5	81 Charles Fagg	24.043	54 Yannick Mettler	34.797	51 Tommaso Mosca	32.812	5	54 Yannick Mettler	1:31.681	1:31.681	3
6	11 Alexander Fach	24.110	33 Zac Meakin	34.839	28 Dominik Baumann	32.855	6	28 Dominik Baumann	1:31.698	1:31.904	7
7	54 Yannick Mettler	24.153	7 Fabian Dybionka	34.839	25 Axcil Jefferies	32.876	7	33 Zac Meakin	1:31.769	1:31.769	6
8	911 Pietro Armani	24.158	96 Lorenzo Ferrari	34.908	7 Fabian Dybionka	32.926	8	7 Fabian Dybionka	1:31.957	1:31.957	8
9	16 Galid Osman	24.189	25 Axcil Jefferies	34.921	33 Zac Meakin	32.964	9	25 Axcil Jefferies	1:32.008	1:32.276	11
10	7 Fabian Dybionka	24.192	911 Pietro Armani	34.926	81 Charles Fagg	32.972	10	81 Charles Fagg	1:32.110	1:32.284	12
11	25 Axcil Jefferies	24.211	63 Rodrigo Testa	34.962	63 Rodrigo Testa	32.978	11	911 Pietro Armani	1:32.241	1:32.372	13
12	28 Dominik Baumann	24.214	5 Krystian Korzeniowski	34.969	75 Filip Salaquarda	33.036	12	63 Rodrigo Testa	1:32.270	1:32.270	10
13	5 Krystian Korzeniowski	24.218	75 Filip Salaquarda	35.027	5 Krystian Korzeniowski	33.100	13	5 Krystian Korzeniowski	1:32.287	1:32.411	14
14	9 Anthony Bartone	24.312	9 Anthony Bartone	35.044	9 Anthony Bartone	33.108	14	75 Filip Salaquarda	1:32.462	1:32.573	16
15	63 Rodrigo Testa	24.330	81 Charles Fagg	35.095	911 Pietro Armani	33.157	15	9 Anthony Bartone	1:32.464	1:32.504	15
16	75 Filip Salaquarda	24.399	707 Al Faisal Al Zubair	35.121	707 Al Faisal Al Zubair	33.279	16	707 Al Faisal Al Zubair	1:32.864	1:32.898	17
17	26 Michaël Blanchemain	24.409	71 Maximilian Götz	35.212	79 Seweryn Mazur	33.307	17	16 Galid Osman	1:33.041	1:33.041	18
18	14 Tomasz Magdziarz	24.411	6 Adrian Lewandowski	35.215	6 Adrian Lewandowski	33.373	18	71 Maximilian Götz	1:33.150	1:31.690	4
19	777 Marcin Jedliński	24.416	79 Seweryn Mazur	35.246	16 Galid Osman	33.404	19	6 Adrian Lewandowski	1:33.190	1:33.239	19
20	707 Al Faisal Al Zubair	24.464	14 Tomasz Magdziarz	35.353	71 Maximilian Götz	33.410	20	79 Seweryn Mazur	1:33.221	1:33.328	22
21	12 Joel Monegro Reyes	24.521	777 Marcin Jedliński	35.395	777 Marcin Jedliński	33.479	21	777 Marcin Jedliński	1:33.290	1:33.313	21
22	71 Maximilian Götz	24.528	12 Joel Monegro Reyes	35.438	14 Tomasz Magdziarz	33.542	22	14 Tomasz Magdziarz	1:33.306	1:33.306	20
23	6 Adrian Lewandowski	24.602	16 Galid Osman	35.448	26 Michaël Blanchemain	33.561	23	12 Joel Monegro Reyes	1:33.523	1:33.748	23
24	79 Seweryn Mazur	24.668	39 Huilin Han	35.684	12 Joel Monegro Reyes	33.564	24	26 Michaël Blanchemain	1:33.731	1:34.718	26
25	39 Huilin Han	24.695	77 Alfredo Hernández	35.730	39 Huilin Han	33.671	25	39 Huilin Han	1:34.050	1:34.136	24
26	55 Laurent De Meeus	24.958	55 Laurent De Meeus	35.749	55 Laurent De Meeus	33.684	26	55 Laurent De Meeus	1:34.391	1:34.391	25
27	77 Alfredo Hernández	25.019	26 Michaël Blanchemain	35.761	77 Alfredo Hernández	34.104	27	77 Alfredo Hernández	1:34.853	1:35.107	27



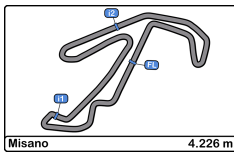


Misano
International GT Open
Qualifying - 2 Driver - 2
Best 5 Lap Times



Cl	N° Entrant/Team	Nat	Driver 1	Nat	Driver 2	Nat	Vehicle	Cat	Cl	Best 1		Best 2		Best 3		Best 4		Best 5	
										Time	Lap	Time	Lap	Time	Lap	Time	Lap	Time	Lap
1	17 Elite Motorsport with Entire Race Engineering	GBR	Tom Emson	GBR	Tom Lebbon	GBR	Ferrari 296 GT3 EVO	PRO	1	1:31.304	12	1:31.442	10	1:31.693	3	1:31.720	5	1:32.536	2
2	51 AF Corse	ITA	Rafael Durán	ESP	Tommaso Mosca	ITA	Ferrari 296 GT3 EVO	PRO	2	1:31.627	11	1:31.745	6	1:32.191	5	1:32.353	3	1:33.096	2
3	54 CBRX by SPS	DEU	Dexter Müller	CHE	Yannick Mettler	CHE	Mercedes AMG GT3 EVO	PROAM	1	1:31.681	10	1:31.955	11	1:32.157	5	1:32.272	9	1:32.450	2
4	71 Team Motopark	DEU	Christian Mansell	AUS	Maximilian Götz	DEU	Mercedes AMG GT3 EVO	PRO	3	1:31.690	10	1:31.825	9	1:32.004	12	1:33.125	6	1:33.150	4
5	11 Fach Auto Tech	CHE	Lucas Wolf	DEU	Alexander Fach	CHE	Porsche 911 GT3 R EVO (992)	PROAM	2	1:31.696	10	1:31.849	9	1:31.981	5	1:33.217	8	1:36.913	4
6	33 Greystone GT	GBR	Zac Meakin	GBR	Dean Macdonald	GBR	McLaren 720s GT3 Evo	PRO	4	1:31.769	9	1:32.048	8	1:32.313	4	1:32.640	3	1:32.778	10
7	28 Team Motopark	DEU	Marcelo Ramírez	MEX	Dominik Baumann	AUT	Mercedes AMG GT3 EVO	PRO	5	1:31.904	11	1:32.126	8	1:33.174	3	1:33.505	5	1:42.643	9
8	7 PTT Racing	POL	Hubert Darmetko	POL	Fabian Dybionka	POL	BMW M4 GT3 EVO	PROAM*	3	1:31.957	13	1:32.094	11	1:32.261	10	1:32.266	6	1:32.289	4
9	96 AF Corse	ITA	Yaroslav Veselaho	UKR	Lorenzo Ferrari	ITA	Ferrari 296 GT3 EVO	PRO	6	1:31.965	9	1:31.980	3	1:32.020	2	1:32.054	10	1:33.569	8
10	63 Scuderia Villorba Corse	ITA	Leonardo Mancini	ITA	Rodrigo Testa	PRT	Lamborghini Huracan Evo 2	PRO	7	1:32.270	10	1:32.567	8	1:36.792	7	1:37.870	2	1:59.275	6
11	25 Into Africa Racing by Dragon Racing Intl.	ARE	Xolile Letlaka	ZAF	Axcil Jefferies	ZWE	Ferrari 296 GT3	PROAM	4	1:32.276	11	1:32.372	8	1:32.754	3	1:32.756	5	1:33.186	2
12	81 Norik Racing	JPN	Norikazu Shibata	JPN	Charles Fagg	GBR	Ferrari 296 GT3	PROAM	5	1:32.284	13	1:32.626	14	1:32.647	9	1:32.722	10	1:32.822	12
13	911 ZRS Motorsport	ITA	Pietro Armani	ITA	Alex Fontana	CHE	Porsche 911 GT3 R EVO (992)	PRO	8	1:32.372	10	1:32.415	11	1:32.844	5	1:33.415	2	1:34.297	8
14	5 Olimp Racing	POL	Stanislaw Jedliński	POL	Krystian Korzeniowski	POL	Ferrari 296 GT3 EVO	AM	1	1:32.411	8	1:32.563	4	1:32.934	7	1:33.113	9	1:34.049	2
15	9 GetSpeed	DEU	Anthony Bartone	USA	Fabian Schiller	DEU	Mercedes AMG GT3 EVO	PRO	9	1:32.504	4	1:33.752	9	1:34.875	7	1:35.202	2	2:09.305	11
16	75 Team ISR	CZE	Filip Salaquarda	CZE	Libor Milota	CZE	Audi R8 LMS GT3 Evo II	PROAM	6	1:32.573	11	1:32.573	13	1:32.710	10	1:32.742	8	1:33.317	3
17	707 Al Manar by Dragon Racing	OMN	Al Faisal Al Zubair	ITA	David Fumanelli	ITA	Ferrari 296 GT3 EVO	PRO	10	1:32.898	10	1:33.001	9	1:33.189	7	1:33.676	4	1:33.684	3
18	16 AF Corse	ITA	Marcelo Hahn	BRA	Galid Osman	BRA	Ferrari 296 GT3	AM	2	1:33.041	12	1:33.402	11	1:33.748	8	1:33.896	6	1:34.413	9
19	6 Baron Motorsport Team	AUT	Andrzej Lewandowski	POL	Adrian Lewandowski	POL	Ferrari 296 GT3	AM	3	1:33.239	12	1:33.513	6	1:33.877	13	1:34.066	5	1:34.728	3
20	14 Good Speed Racing Team	POL	Piotr Wira	POL	Tomasz Magdziarz	POL	Aston Martin AMR Vantage GT3	AM	4	1:33.306	12	1:33.715	11	1:33.771	9	1:34.425	5	1:35.102	4
21	777 Olimp Racing	POL	Marcin Jedliński	POL	Karol Basz	POL	Ferrari 296 GT3 EVO	PROAM	7	1:33.313	12	1:33.531	10	1:33.769	6	1:34.025	5	1:34.953	3
22	79 Sendom Racing Team	POL	Seweryn Mazur	POL		POL	Lamborghini Huracan Evo 2	AM	5	1:33.328	10	1:33.546	8	1:33.547	9	1:33.552	5	1:33.785	4
23	12 Fach Auto Tech	CHE	Joel Monegro Reyes	DNK		DNK	Porsche 911 GT3 R EVO (992)	AM	6	1:33.748	13	1:33.809	14	1:34.232	11	1:34.287	10	1:34.460	6
24	39 Target Racing	ITA	Huilin Han	CHN		CHN	Ferrari 296 GT3	AM	7	1:34.136	12	1:34.243	11	1:34.477	8	1:34.678	4	1:35.615	7
25	55 AF Corse	ITA	Laurent De Meeus	BEL	Vincent Abril	FRA	Ferrari 296 GT3 EVO	PROAM	8	1:34.391	10	1:34.763	12	1:34.766	9	1:35.435	5	1:35.542	8
26	26 Saintéloc Racing	FRA	Michaël Blanchemain	FRA	Jim Pla	FRA	Audi R8 LMS GT3 Evo II	PROAM	9	1:34.718	13	1:35.000	6	1:35.802	5	1:36.513	4	1:50.471	14
27	77 Grupo Prom Racing Team	DEU	Alfredo Hernández	MEX		MEX	Mercedes AMG GT3 EVO	AM	8	1:35.107	11	1:35.275	12	1:35.650	7	1:35.729	6	1:35.985	4



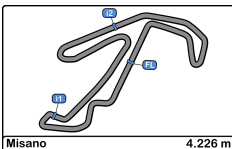


Misano
International GT Open
Qualifying - 2 Driver - 2
Best 5 Top Speeds



Cl	N° Entrant/Team	Nat	Driver 1	Nat	Driver 2	Nat	Vehicle	Cat	Cl	Top 1		Top 2		Top 3		Top 4		Top 5		Avg
										Km/h	Lap	Km/h	Lap	Km/h	Lap	Km/h	Lap	Km/h	Lap	
1	7 PTT Racing	POL	Hubert Darmetko	POL	Fabian Dybionka	POL	BMW M4 GT3 EVO	PROAM*	1	222.6	7	221.7	6	221.7	12	221.3	2	221.3	4	221.7
2	79 Sendom Racing Team	POL	Seweryn Mazur	POL		POL	Lamborghini Huracan Evo 2	AM	1	221.3	10	220.8	2	220.8	4	220.8	5	220.4	3	220.8
3	75 Team ISR	CZE	Filip Salaquarda	CZE	Libor Milota	CZE	Audi R8 LMS GT3 Evo II	PROAM	2	220.8	11	220.8	13	220.4	10	219.9	3	219.9	4	220.4
4	63 Scuderia Villorba Corse	ITA	Leonardo Mancini	ITA	Rodrigo Testa	ITA	Lamborghini Huracan Evo 2	PRO	1	219.9	9	219.9	11	219.5	4	219.0	3	219.0	8	219.5
5	911 ZRS Motorsport	ITA	Pietro Armanni	ITA	Alex Fontana	CHE	Porsche 911 GT3 R EVO (992)	PRO	2	219.9	11	219.5	2	219.5	3	219.5	5	219.5	6	219.6
6	17 Elite Motorsport with Entire Race Engineering	GBR	Tom Emson	GBR	Tom Lebbon	GBR	Ferrari 296 GT3 EVO	PRO	3	219.5	10	218.1	3	218.1	5	218.1	12	217.7	11	218.3
7	33 Greystone GT	GBR	Zac Meakin	GBR	Dean Macdonald	GBR	McLaren 720s GT3 Evo	PRO	4	219.5	9	219.5	11	219.0	8	219.0	10	218.1	3	219.0
8	54 CBRX by SPS	DEU	Dexter Müller	CHE	Yannick Mettler	CHE	Mercedes AMG GT3 EVO	PROAM	3	219.5	11	219.0	9	219.0	10	219.0	12	218.6	3	219.0
9	26 Saintéloc Racing	FRA	Michaël Blanchemain	FRA	Jim Pla	FRA	Audi R8 LMS GT3 Evo II	PROAM	4	219.0	14	218.1	11	218.1	12	218.1	13	217.7	7	218.2
10	28 Team Motopark	DEU	Marcelo Ramírez	MEX	Dominik Baumann	AUT	Mercedes AMG GT3 EVO	PRO	5	219.0	4	219.0	10	219.0	12	218.6	3	218.6	6	218.8
11	96 AF Corse	ITA	Yaroslav Veselaho	ITA	Lorenzo Ferrari	ITA	Ferrari 296 GT3 EVO	PRO	6	219.0	10	218.1	2	218.1	8	217.7	3	217.7	7	218.1
12	39 Target Racing	ITA	Huilin Han	CHN		CHN	Ferrari 296 GT3	AM	2	218.6	4	218.1	3	218.1	7	218.1	12	217.7	9	218.1
13	707 Al Manar by Dragon Racing	ITA	Al Faisal Al Zubair	ITA	David Fumanelli	ITA	Ferrari 296 GT3 EVO	PRO	7	218.6	10	218.1	7	218.1	8	218.1	9	217.7	5	218.1
14	5 Olimp Racing	POL	Stanislaw Jedliński	POL	Krystian Korzeniowski	POL	Ferrari 296 GT3 EVO	AM	3	218.1	2	217.7	4	217.7	7	217.7	8	217.7	9	217.8
15	9 GetSpeed	USA	Anthony Bartone	USA	Fabian Schiller	DEU	Mercedes AMG GT3 EVO	PRO	8	218.1	8	218.1	10	217.3	3	217.3	5	216.8	4	217.5
16	71 Team Motopark	AUS	Christian Mansell	AUS	Maximilian Götz	DEU	Mercedes AMG GT3 EVO	PRO	9	218.1	4	217.7	3	170.3	2					202.0
17	11 Fach Auto Tech	CHE	Lucas Wolf	DEU	Alexander Fach	CHE	Porsche 911 GT3 R EVO (992)	PROAM	5	217.7	9	217.3	8	217.3	10	217.3	11	216.8	6	217.3
18	14 Good Speed Racing Team	POL	Piotr Wira	POL	Tomasz Magdziarz	POL	Aston Martin AMR Vantage GT3	AM	4	217.7	12	217.7	14	217.3	8	217.3	9	217.3	11	217.4
19	25 Into Africa Racing by Dragon Racing Intl.	ZAF	Xolile Letlaka	ZAF	Axcil Jefferies	ZAF	Ferrari 296 GT3	PROAM	6	217.7	11	217.3	3	216.8	8	216.8	10	216.8	12	217.1
20	51 AF Corse	ITA	Rafael Durán	ITA	Tommaso Mosca	ITA	Ferrari 296 GT3 EVO	PRO	10	217.7	3	217.3	2	216.8	9	216.8	11	216.8	12	217.1
21	6 Baron Motorsport Team	AUT	Andrzej Lewandowski	POL	Adrian Lewandowski	POL	Ferrari 296 GT3	AM	5	217.3	10	216.4	2	216.4	12	216.4	13	216.0	3	216.5
22	12 Fach Auto Tech	CHE	Joel Monegro Reyes	DOM		DOM	Porsche 911 GT3 R EVO (992)	AM	6	217.3	14	216.8	5	216.8	6	216.8	11	216.4	4	216.8
23	55 AF Corse	ITA	Laurent De Meeus	BEL	Vincent Abril	FRA	Ferrari 296 GT3 EVO	PROAM	7	217.3	11	216.8	12	216.4	2	216.4	8	216.4	13	216.6
24	81 Norik Racing	JPN	Norikazu Shibata	JPN	Charles Fagg	GBR	Ferrari 296 GT3	PROAM	8	217.3	14	216.4	2	216.4	6	216.4	9	216.4	12	216.6
25	777 Olimp Racing	POL	Marcin Jedliński	POL	Karol Basz	POL	Ferrari 296 GT3 EVO	PROAM	9	217.3	6	217.3	10	216.8	4	216.8	5	216.8	9	217.0
26	77 Grupo Prom Racing Team	DEU	Alfredo Hernández	MEX		MEX	Mercedes AMG GT3 EVO	AM	7	216.8	5	216.8	8	216.4	7	216.0	3	216.0	4	216.4
27	16 AF Corse	ITA	Marcelo Hahn	BRA	Galid Osman	BRA	Ferrari 296 GT3	AM	8	216.4	9	216.0	6	216.0	11	215.5	3	215.5	12	215.9



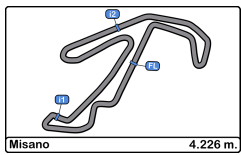


Misano
International GT Open
Qualifying - 2 Driver - 2
Fastest Laps Sequence



Lap	Time of Day	Session Time	Nº Entrant/Team	Nat	Driver 1	Nat	Driver 2	Nat	Vehicle	Cat	Time	Km/h
2	9:39:26.998	9:26.998	911 ZRS Motorsport	ITA	Pietro Armani	ITA	Alex Fontana	CHE	Porsche 911 GT3 R EVO (992)	PRO	1:33.415	162.8
2	9:39:41.496	9:41.496	25 Into Africa Racing by Dragon Racing Intl.	ARE	Xolile Letlaka	ZAF	Axcil Jefferies	ZWE	Ferrari 296 GT3	PROAM	1:33.186	163.2
2	9:40:56.810	10:56.810	51 AF Corse	ITA	Rafael Durán	ESP	Tommaso Mosca	ITA	Ferrari 296 GT3 EVO	PRO	1:33.096	163.4
3	9:41:14.250	11:14.250	25 Into Africa Racing by Dragon Racing Intl.	ARE	Xolile Letlaka	ZAF	Axcil Jefferies	ZWE	Ferrari 296 GT3	PROAM	1:32.754	164.0
2	9:42:20.598	12:20.598	96 AF Corse	ITA	Yaroslav Veselaho	UKR	Lorenzo Ferrari	ITA	Ferrari 296 GT3 EVO	PRO	1:32.020	165.3
3	9:43:52.578	13:52.578	96 AF Corse	ITA	Yaroslav Veselaho	UKR	Lorenzo Ferrari	ITA	Ferrari 296 GT3 EVO	PRO	1:31.980	165.4
3	9:44:00.174	14:00.174	17 Elite Motorsport with Entire Race Engineering	GBR	Tom Emson	GBR	Tom Lebbon	GBR	Ferrari 296 GT3 EVO	PRO	1:31.693	165.9
10	9:56:35.657	26:35.657	54 CBRX by SPS	DEU	Dexter Müller	CHE	Yannick Mettler	CHE	Mercedes AMG GT3 EVO	PROAM	1:31.681	165.9
10	9:57:02.464	27:02.464	17 Elite Motorsport with Entire Race Engineering	GBR	Tom Emson	GBR	Tom Lebbon	GBR	Ferrari 296 GT3 EVO	PRO	1:31.442	166.3
12	10:00:08.585	30:08.585	17 Elite Motorsport with Entire Race Engineering	GBR	Tom Emson	GBR	Tom Lebbon	GBR	Ferrari 296 GT3 EVO	PRO	1:31.304	166.6





Misano
International GT Open
Qualifying - 2 Driver - 2
Pit Stop Analysis



6 Andrzej Lewandowski Ferrari 296 GT3

N°	In Day Time	In Time	Out Time	Pit Time	T. Pit Time	Handicap	Diff.
1	9:32:56.383	9:32:56.383	9:36:21.916	3:25.533	3:25.533		
2	9:47:48.332	9:47:48.332	9:49:17.325	1:28.993	4:54.526		

7 Hubert Darmetko BMW M4 GT3 EVO

N°	In Day Time	In Time	Out Time	Pit Time	T. Pit Time	Handicap	Diff.
1	9:34:34.076	9:34:34.076	9:37:08.238	2:34.162	2:34.162		
2	9:48:18.599	9:48:18.599	9:51:37.697	3:19.098	5:53.260		

9 Anthony Bartone Mercedes AMG GT3 EVO

N°	In Day Time	In Time	Out Time	Pit Time	T. Pit Time	Handicap	Diff.
1	9:34:31.291	9:34:31.291	9:37:19.478	2:48.187	2:48.187		
2	9:45:24.969	9:45:24.969	9:51:44.115	6:19.146	9:07.333		

11 Lucas Wolf Porsche 911 GT3 R EVO (992)

N°	In Day Time	In Time	Out Time	Pit Time	T. Pit Time	Handicap	Diff.
1	9:45:44.525	9:45:44.525	9:51:49.609	6:05.084	6:05.084		

12 Joel Monegro Reyes Porsche 911 GT3 R EVO (992)

N°	In Day Time	In Time	Out Time	Pit Time	T. Pit Time	Handicap	Diff.
1	9:34:01.329	9:34:01.329	9:36:12.053	2:10.724	2:10.724		
2	9:47:39.472	9:47:39.472	9:49:41.762	2:02.290	4:13.014		

14 Piotr Wira Aston Martin AMR Vantage GT3 EVO

N°	In Day Time	In Time	Out Time	Pit Time	T. Pit Time	Handicap	Diff.
1	9:45:56.879	9:45:56.879	9:47:27.325	1:30.446	1:30.446		

16 Marcelo Hahn Ferrari 296 GT3

N°	In Day Time	In Time	Out Time	Pit Time	T. Pit Time	Handicap	Diff.
1	9:32:10.696	9:32:10.696	9:36:23.937	4:13.241	4:13.241		
2	9:43:08.353	9:43:08.353	9:44:22.785	1:14.432	5:27.673		

17 Tom Emson Ferrari 296 GT3 EVO

N°	In Day Time	In Time	Out Time	Pit Time	T. Pit Time	Handicap	Diff.
1	9:32:07.179	9:32:07.179	9:36:19.018	4:11.839	4:11.839		
2	9:38:12.748	9:38:12.748	9:39:04.534	51.786	5:03.625		
3	9:48:51.556	9:48:51.556	9:50:19.758	1:28.202	6:31.827		

25 Xolile Letlaka Ferrari 296 GT3

N°	In Day Time	In Time	Out Time	Pit Time	T. Pit Time	Handicap	Diff.
1	9:32:44.269	9:32:44.269	9:36:14.646	3:30.377	3:30.377		
2	9:46:03.201	9:46:03.201	9:48:16.609	2:13.408	5:43.785		

26 Michaël Blanchemain Audi R8 LMS GT3 Evo II

N°	In Day Time	In Time	Out Time	Pit Time	T. Pit Time	Handicap	Diff.
1	9:32:13.510	9:32:13.510	9:36:10.057	3:56.547	3:56.547		
2	9:50:49.931	9:50:49.931	9:52:41.448	1:51.517	5:48.064		

28 Marcelo Ramírez Mercedes AMG GT3 EVO

N°	In Day Time	In Time	Out Time	Pit Time	T. Pit Time	Handicap	Diff.
1	9:48:07.663	9:48:07.663	9:52:38.973	4:31.310	4:31.310		

33 Zac Meakin McLaren 720s GT3 EVO

N°	In Day Time	In Time	Out Time	Pit Time	T. Pit Time	Handicap	Diff.
1	9:32:19.829	9:32:19.829	9:40:18.421	7:58.592	7:58.592		
2	9:48:14.822	9:48:14.822	9:51:32.982	3:18.160	11:16.752		

39 Huilin Han Ferrari 296 GT3

N°	In Day Time	In Time	Out Time	Pit Time	T. Pit Time	Handicap	Diff.
1	9:32:16.973	9:32:16.973	9:36:34.092	4:17.119	4:17.119		
2	9:44:54.066	9:44:54.066	9:45:53.221	59.155	5:16.274		

51 Rafael Durán Ferrari 296 GT3 EVO

N°	In Day Time	In Time	Out Time	Pit Time	T. Pit Time	Handicap	Diff.
1	9:48:54.068	9:48:54.068	9:50:27.904	1:33.836	1:33.836		

54 Dexter Müller Mercedes AMG GT3 EVO

N°	In Day Time	In Time	Out Time	Pit Time	T. Pit Time	Handicap	Diff.
1	9:32:08.788	9:32:08.788	9:36:17.528	4:08.740	4:08.740		
2	9:38:08.042	9:38:08.042	9:39:08.659	1:00.617	5:09.357		
3	9:48:46.528	9:48:46.528	9:50:11.158	1:24.630	6:33.987		

55 Laurent De Meeus Ferrari 296 GT3 EVO

N°	In Day Time	In Time	Out Time	Pit Time	T. Pit Time	Handicap	Diff.
1	9:32:54.387	9:32:54.387	9:36:26.690	3:32.303	3:32.303		
2	9:46:23.006	9:46:23.006	9:47:50.035	1:27.029	4:59.332		

63 Leonardo Moncini Lamborghini Huracan Evo 2

N°	In Day Time	In Time	Out Time	Pit Time	T. Pit Time	Handicap	Diff.
1	9:34:09.779	9:34:09.779	9:37:21.430	3:11.651	3:11.651		
2	9:45:39.935	9:45:39.935	9:47:08.998	1:29.063	4:40.714		

75 Filip Salaquarda Audi R8 LMS GT3 Evo II

N°	In Day Time	In Time	Out Time	Pit Time	T. Pit Time	Handicap	Diff.
1	9:33:18.657	9:33:18.657	9:36:47.000	3:28.343	3:28.343		
2	9:46:28.598	9:46:28.598	9:48:46.816	2:18.218	5:46.561		

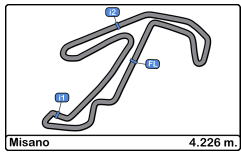
77 Alfredo Hernández Mercedes AMG GT3 EVO

N°	In Day Time	In Time	Out Time	Pit Time	T. Pit Time	Handicap	Diff.
1	9:32:27.207	9:32:27.207	9:36:16.323	3:49.116	3:49.116		
2	9:39:48.768	9:39:48.768	9:41:17.512	1:28.744	5:17.860		

79 Seweryn Mazur Lamborghini Huracan Evo 2

N°	In Day Time	In Time	Out Time	Pit Time	T. Pit Time	Handicap	Diff.
1	9:33:37.885	9:33:37.885	9:37:11.387	3:33.502	3:33.502		
2	9:47:03.535	9:47:03.535	9:49:39.447	2:35.912	6:09.414		





Misano
International GT Open
Qualifying - 2 Driver - 2
Pit Stop Analysis



81 Norikazu Shibata Ferrari 296 GT3

PROAM Charles Fagg Norik Racing

N°	In Day Time	In Time	Out Time	Pit Time	T. Pit Time	Handicap	Diff.
1	9:33:41.188	9:33:41.188	9:36:58.367	3:17.179	3:17.179		
2	9:46:38.924	9:46:38.924	9:48:03.956	1:25.032	4:42.211		

96 Yaroslav Veselaho Ferrari 296 GT3 EVO

PRO Lorenzo Ferrari AF Corse

N°	In Day Time	In Time	Out Time	Pit Time	T. Pit Time	Handicap	Diff.
1	9:46:59.324	9:46:59.324	9:48:52.607	1:53.283	1:53.283		

707 Al Faisal Al Zubair Ferrari 296 GT3 EVO

PRO David Fumanelli Al Manar by Dragon Racing

N°	In Day Time	In Time	Out Time	Pit Time	T. Pit Time	Handicap	Diff.
1	9:45:42.781	9:45:42.781	9:48:55.373	3:12.592	3:12.592		

777 Marcin Jedliński Ferrari 296 GT3 EVO

PROAM Karol Basz Olimp Racing

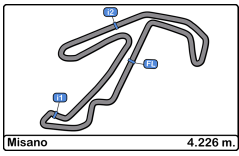
N°	In Day Time	In Time	Out Time	Pit Time	T. Pit Time	Handicap	Diff.
1	9:34:02.694	9:34:02.694	9:36:14.071	2:11.377	2:11.377		
2	9:48:05.075	9:48:05.075	9:49:55.537	1:50.462	4:01.839		

911 Pietro Armani Porsche 911 GT3 R EVO (992)

PRO Alex Fontana ZRS Motorsport

N°	In Day Time	In Time	Out Time	Pit Time	T. Pit Time	Handicap	Diff.
1	9:45:49.499	9:45:49.499	9:50:41.634	4:52.135	4:52.135		

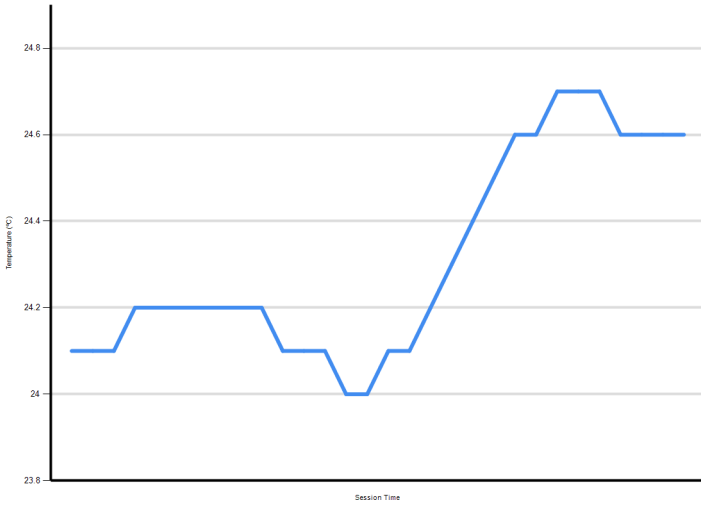




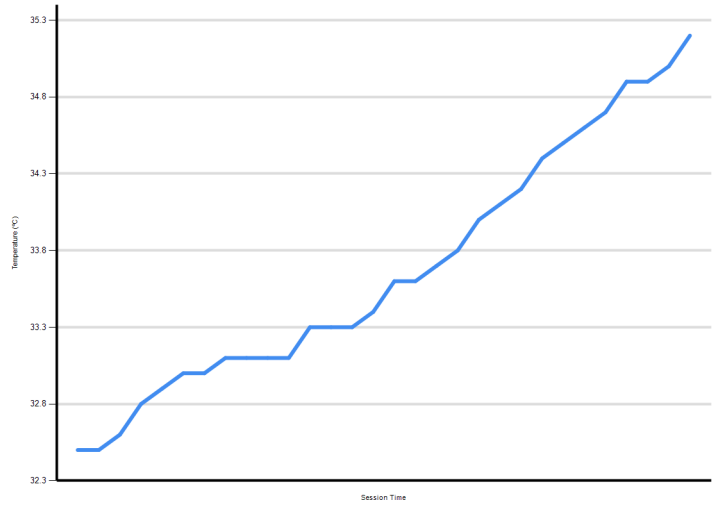
Misano
International GT Open
Qualifying - 2 Driver - 2
Weather Report



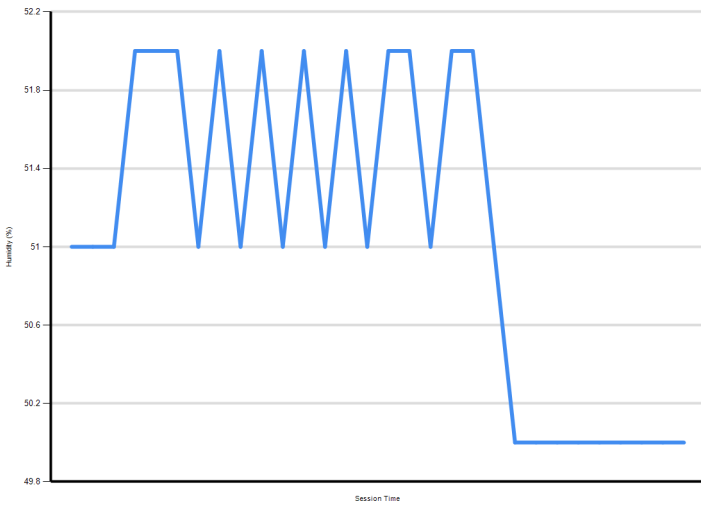
Air Temperature



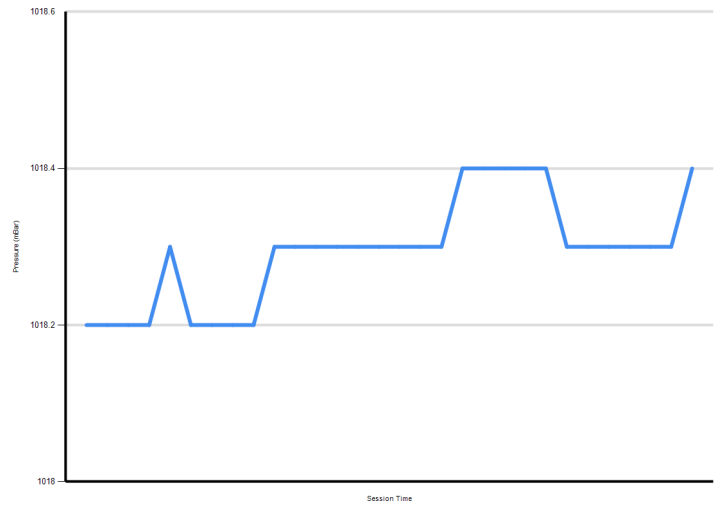
Track Temperature



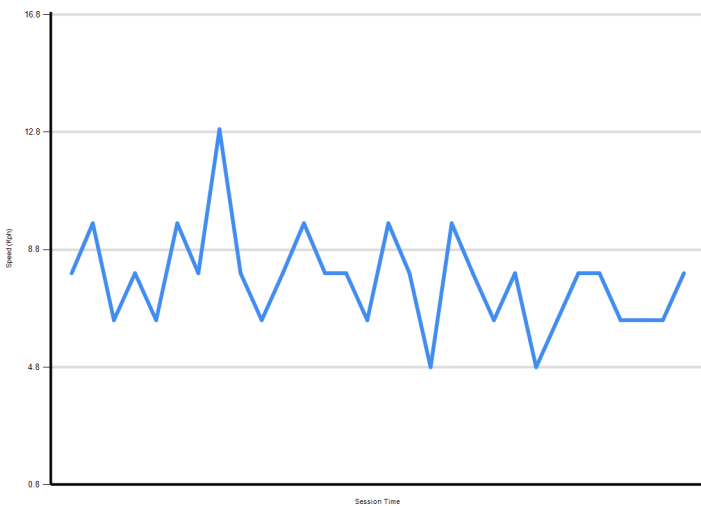
Humidity



Pressure



Wind Speed



Wind direction

