

**Autodromo Int. do Algarve**  
**International GT Open**  
**Qualifying - 2 Driver - 2**  
**Provisional Results**



Autodromo do Algarve 4.653 m.

Cls	Nº	Entrant/Team	Nat	Driver 1	Nat	Driver 2	Nat	Vehicle	Cat	Cls	Laps	Best	Time	Gap	Interval	Km/h
1	33	Greystone GT	GBR	Zac Meakin	GBR	<b>Dean Macdonald</b>	GBR	McLaren 720s GT3 Evo	PRO	1	12	11	1:40.469			166.7
2	54	CBRX by SPS	DEU	Dexter Müller	CHE	<b>Yannick Mettler</b>	CHE	Mercedes AMG GT3 EVO	PROAM	1	11	9	1:40.736	0.267	0.267	166.2
3	28	Team Motopark	DEU	Marcelo Ramírez	MEX	<b>Dominik Baumann</b>	AUT	Mercedes AMG GT3 EVO	PRO	2	11	10	1:40.800	0.331	0.064	166.1
4	911	ZRS Motorsport	ITA	<b>Pietro Armanni</b>	ITA	Alex Fontana	CHE	Porsche 911 GT3 R EVO (992)	PRO	3	13	12	1:40.910	0.441	0.110	165.9
5	88	Track Focused	GBR	Darren Kell	GBR	<b>James Kell</b>	GBR	McLaren 720 Evo GT3	PROAM	2	12	9	1:41.045	0.576	0.135	165.7
6	71	Team Motopark	DEU	<b>Christian Mansell</b>	AUS	Maximilian Götz	DEU	Mercedes AMG GT3 EVO	PRO	4	10	8	1:41.062	0.593	0.017	165.7
7	25	Into Africa Racing by Dragon Racing Intl.	ZAF	Xolile Letlaka	ZAF	<b>Axcil Jefferies</b>	ZWE	Ferrari 296 GT3	PROAM	3	12	10	1:41.070	0.601	0.008	165.7
8	55	AF Corse	ITA	Laurent De Meeus	BEL	<b>Vincent Abril</b>	FRA	Ferrari 296 GT3 EVO	PROAM	4	8	6	1:41.109	0.640	0.039	165.6
9	11	Fach Auto Tech	CHE	Alexander Schwarzer	MEX	<b>Alexander Fach</b>	CHE	Porsche 911 GT3 R EVO (992)	PROAM	5	10	6	1:41.111	0.642	0.002	165.6
10	17	Elite Motorsport with Entire Race Engineering	GBR	<b>Tom Emson</b>	GBR	Tom Lebbon	GBR	Ferrari 296 GT3 EVO	PRO	5	13	11	1:41.248	0.779	0.137	165.4
11	96	AF Corse	ITA	Yaroslav Veselaho	UKR	<b>Thomas Neubauer</b>	FRA	Ferrari 296 GT3 EVO	PRO	6	10	9	1:41.267	0.798	0.019	165.4
12	5	Olimp Racing	POL	Stanislaw Jedliński	POL	<b>Krystian Korzeniowski</b>	POL	Ferrari 296 GT3	AM	1	12	11	1:41.315	0.846	0.048	165.3
13	51	AF Corse	ITA	<b>Rafael Durán</b>	ESP	Tommaso Mosca	ITA	Ferrari 296 GT3 EVO	PRO	7	10	9	1:41.753	1.284	0.438	164.6
14	97	Blackthorn	GBR	<b>Charles Bateman</b>	GBR	Henrique Chaves	PRT	Aston Martin AMR Vantage GT3 E	PROAM	6	12	11	1:41.807	1.338	0.054	164.5
15	75	Team ISR	CZE	<b>Filip Salaquarda</b>	CZE	Libor Milota	CZE	Audi R8 LMS GT3 Evo II	PROAM	7	11	8	1:41.856	1.387	0.049	164.4
16	24	Greystone GT	GBR	Andrey Borodin	ITA	<b>Oliver Webb</b>	GBR	McLaren 720s GT3 Evo	PROAM	8	10	4	1:42.141	1.672	0.285	163.9
17	6	Baron Motorsport Team	AUT	Andrzej Lewandowski	POL	<b>Adrian Lewandowski</b>	POL	Ferrari 296 GT3	AM	2	12	11	1:42.173	1.704	0.032	163.9
18	16	AF Corse	ITA	Marcelo Hahn	BRA	<b>Galid Osman</b>	BRA	Ferrari 296 GT3	AM	3	12	10	1:42.223	1.754	0.050	163.8
19	26	Saintéloc Racing	FRA	<b>Michaël Blanchemain</b>	FRA	Jim Pla	FRA	Audi R8 LMS GT3 Evo II	PROAM	9	13	12	1:42.311	1.842	0.088	163.7
20	79	Sendom Racing Team	POL	Seweryn Mazur	POL			Lamborghini Huracan Evo 2	AM	4	9	2	1:42.494	2.025	0.183	163.4
21	12	Fach Auto Tech	CHE	Joel Monegro Reyes	DOM			Porsche 911 GT3 R EVO (992)	AM	5	9	4	1:42.854	2.385	0.360	162.8
22	14	Good Speed Racing Team	POL	Piotr Wira	POL			Aston Martin AMR Vantage GT3 E	AM	6	10	7	1:43.036	2.567	0.182	162.5
23	777	Olimp Racing	POL	<b>Marcin Jedliński</b>	POL	Karol Basz	POL	Ferrari 296 GT3 EVO	PROAM	10	12	11	1:43.099	2.630	0.063	162.4
24	18	Dinamic GT	ITA	<b>Philipp Sager</b>	AUT	Christian Engelhart	DEU	Porsche 911 GT3 R EVO (992)	PROAM	11	13	10	1:43.203	2.734	0.104	162.3
25	917	AF Motorsport	PRT	André Fernandes	PRT	<b>Angelo Fontana</b>	VEN	Porsche 991.2 GT3R	AM	7	8	7	1:43.274	2.805	0.071	162.1
26	77	Grupo Prom Racing Team	DEU	Alfredo Hernández	MEX			Mercedes AMG GT3 EVO	AM	8	12	7	1:44.622	4.153	1.348	160.1

Published at:.....

Track Temp: 19.0 °C Air Temp: 21.1 °C Humidity: 46 % Track Status: DRY

**Race Director:**

Alessandro Ferrari

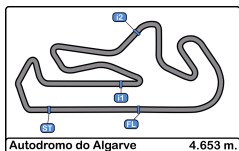
ACI DGA 392080

**Timekeeper:**

Luis Garcia

JOB-2654-ESP/M





**Autodromo Int. do Algarve**  
**International GT Open**  
**Qualifying - 2 Driver - 2**  
**Track Limit**



The Stewards, having received a report from Race Director, have considered the following matter and determine the following:

**Session** Qualifying - 2 Driver - 2

**Fact** The cars below did not use the track at the turns listed below

**Infringement** Breach of Appendix L Chapter IV Article 2 c) of the FIA International Sporting Code and Article 19.4/19.5 of the Sporting Regulations.

**Decision** Deletion of the lap times shown in accordance with Article 12.4.1.e of the FIA International Sporting Code.

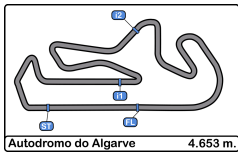
**Note**

- Certain decisions of the Stewards are subject to appeal (Article 15 of the FIA International Sporting Code).
- These penalties are not subject to appeal Article.12.3.4 of the FIA International Sporting Code and Article 16.5 of the Sporting Regulations.
- According to Article.12.3.3.b of the FIA International Sporting Code these decisions become immediately binding even in case of an appeal.

Ord	Turn	Nº Driver	Entrant/Team	Time of Day	Lap Time
1	1	11 Schwarzer - Fach	Fach Auto Tech	9:38:38.223	1:42.189
2	4	777 Jedliński - Basz	Olimp Racing	9:39:36.729	1:45.154
3	4	24 Borodin - Webb	Greystone GT	9:40:46.440	1:41.988
4	4	5 Jedliński - Korzeniowski	Olimp Racing	9:41:00.340	1:41.995
5	4	51 Durán - Mosca	AF Corse	9:41:10.080	1:44.713
6	15	79 Seweryn Mazur	Sendom Racing Team	9:41:51.928	1:43.181
7	1	11 Schwarzer - Fach	Fach Auto Tech	9:42:06.858	1:47.421
8	1	5 Jedliński - Korzeniowski	Olimp Racing	9:42:42.623	1:42.283
9	1	777 Jedliński - Basz	Olimp Racing	9:43:05.934	1:44.436
10	1	14 Piotr Wira	Good Speed Racing Team	9:43:34.981	1:43.776
11	1	18 Sager - Engelhart	Dinamic GT	9:44:23.689	1:43.472
12	1	24 Borodin - Webb	Greystone GT	9:44:24.063	1:55.482
13	1	5 Jedliński - Korzeniowski	Olimp Racing	9:44:24.699	1:42.076
14	1	777 Jedliński - Basz	Olimp Racing	9:44:50.101	1:44.167
15	1	88 Kell - Kell	Track Focused	9:44:55.434	1:45.168
16	1	26 Blanchemain - Pla	Saintéloc Racing	9:45:27.374	1:42.841
17	1	25 Letlaka - Jefferies	Into Africa Racing by Dragon Racing Intl.	9:45:33.132	1:41.876
18	1	917 Fernandes - Fontana	AF Motorsport	9:45:34.830	1:53.613
19	4	17 Emson - Lebbon	Elite Motorsport with Entire Race Engineering	9:45:44.148	1:44.673
20	4	5 Jedliński - Korzeniowski	Olimp Racing	9:46:14.338	1:49.639
21	1	51 Durán - Mosca	AF Corse	9:46:25.780	1:51.063
22	4	88 Kell - Kell	Track Focused	9:46:36.744	1:41.310
23	1	97 Bateman - Chaves	Blackthorn	9:49:04.609	1:42.529
24	1	911 Armani - Fontana	ZRS Motorsport	9:49:13.904	1:49.655
25	1	55 De Meeus - Abril	AF Corse	9:51:38.909	1:41.092
26	15	6 Lewandowski - Lewandowski	Baron Motorsport Team	9:51:57.816	4:57.824
27	4	12 Joel Monegro Reyes	Fach Auto Tech	9:52:26.331	1:42.932
28	1	911 Armani - Fontana	ZRS Motorsport	9:52:39.298	3:25.394
29	15	75 Salaquarda - Milota	Team ISR	9:52:51.454	1:41.632
30	4	24 Borodin - Webb	Greystone GT	9:53:53.902	1:45.652
31	8	88 Kell - Kell	Track Focused	9:55:05.467	1:41.001
32	4	17 Emson - Lebbon	Elite Motorsport with Entire Race Engineering	9:55:18.471	1:43.594
33	1	24 Borodin - Webb	Greystone GT	9:55:35.705	1:41.803
34	1	11 Schwarzer - Fach	Fach Auto Tech	9:55:36.609	1:41.077
35	4	5 Jedliński - Korzeniowski	Olimp Racing	9:55:46.731	1:41.448
36	1	12 Joel Monegro Reyes	Fach Auto Tech	9:55:54.344	1:44.698
37	1	77 Alfredo Hernández	Grupo Prom Racing Team	9:55:57.610	1:48.174
38	4	11 Schwarzer - Fach	Fach Auto Tech	9:57:21.999	1:45.390
39	1	71 Mansell - Götz	Team Motopark	9:57:41.498	1:52.269

The Stewards:





**Autodromo Int. do Algarve**  
**International GT Open**  
**Qualifying - 2 Driver - 2**  
**Track Limit**



The Stewards, having received a report from Race Director, have considered the following matter and determine the following:

**Session** Qualifying - 2 Driver - 2

**Fact** The cars below did not use the track at the turns listed below

**Infringement** Breach of Appendix L Chapter IV Article 2 c) of the FIA International Sporting Code and Article 19.4/19.5 of the Sporting Regulations.

**Decision** Deletion of the lap times shown in accordance with Article 12.4.1.e of the FIA International Sporting Code.

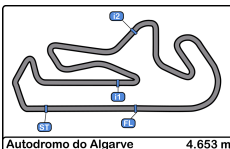
**Note**

- Certain decisions of the Stewards are subject to appeal (Article 15 of the FIA International Sporting Code).
- These penalties are not subject to appeal Article.12.3.4 of the FIA International Sporting Code and Article 16.5 of the Sporting Regulations.
- According to Article.12.3.3.b of the FIA International Sporting Code these decisions become immediately binding even in case of an appeal.

Ord	Turn	Nº Driver	Entrant/Team	Time of Day	Lap Time
40	1	33 Meakin - Macdonald	Greystone GT	9:58:06.730	1:40.775
41	4	88 Kell - Kell	Track Focused	9:58:35.930	1:49.264
42	1	51 Durán - Mosca	AF Corse	9:58:36.520	1:43.239

**The Stewards:**





**Autodromo Int. do Algarve**  
**International GT Open**  
**Qualifying - 2 Driver - 2**  
**Provisional Results by Category**



PRO																
Cls	Nº	Entrant/Team	Nat	Driver 1	Nat	Driver 2	Nat	Vehicle	Cat	Cls	Laps	Best	Time	Gap	Interval	Km/h
1	33	Greystone GT	GBR	Zac Meakin	GBR	Dean Macdonald	GBR	McLaren 720s GT3 Evo	PRO	1	12	11	1:40.469			166.7
2	28	Team Motopark	DEU	Marcelo Ramírez	MEX	Dominik Baumann	DEU	Mercedes AMG GT3 EVO	PRO	2	11	10	1:40.800	0.331	0.331	166.1
3	911	ZRS Motorsport	ITA	Pietro Armani	ITA	Alex Fontana	CHE	Porsche 911 GT3 R EVO (992)	PRO	3	13	12	1:40.910	0.441	0.110	165.9
4	71	Team Motopark	DEU	Christian Mansell	AUS	Maximilian Götz	DEU	Mercedes AMG GT3 EVO	PRO	4	10	8	1:41.062	0.593	0.152	165.7
5	17	Elite Motorsport with Entire Race Engineering	GBR	Tom Emson	GBR	Tom Lebbon	GBR	Ferrari 296 GT3 EVO	PRO	5	13	11	1:41.248	0.779	0.186	165.4
6	96	AF Corse	ITA	Yaroslav Veselaho	CZE	Thomas Neubauer	FRA	Ferrari 296 GT3 EVO	PRO	6	10	9	1:41.267	0.798	0.019	165.4
7	51	AF Corse	ITA	Rafael Durán	ESP	Tommaso Mosca	ITA	Ferrari 296 GT3 EVO	PRO	7	10	9	1:41.753	1.284	0.486	164.6

PROAM																
Cls	Nº	Entrant/Team	Nat	Driver 1	Nat	Driver 2	Nat	Vehicle	Cat	Cls	Laps	Best	Time	Gap	Interval	Km/h
1	54	CBRX by SPS	DEU	Dexter Müller	CHE	Yannick Mettler	CHE	Mercedes AMG GT3 EVO	PROAM	1	11	9	1:40.736			166.2
2	88	Track Focused	GBR	Darren Kell	GBR	James Kell	GBR	McLaren 720 Evo GT3	PROAM	2	12	9	1:41.045	0.309	0.309	165.7
3	25	Into Africa Racing by Dragon Racing Intl.	ZAF	Xolile Letlaka	ZAF	Axcil Jefferies	ZWE	Ferrari 296 GT3	PROAM	3	12	10	1:41.070	0.334	0.025	165.7
4	55	AF Corse	ITA	Laurent De Meeus	BEL	Vincent Abril	FRA	Ferrari 296 GT3 EVO	PROAM	4	8	6	1:41.109	0.373	0.039	165.6
5	11	Fach Auto Tech	CHE	Alexander Schwarzer	MEX	Alexander Fach	CHE	Porsche 911 GT3 R EVO (992)	PROAM	5	10	6	1:41.111	0.375	0.002	165.6
6	97	Blackthorn	GBR	Charles Bateman	GBR	Henrique Chaves	PRT	Aston Martin AMR Vantage GT3 E	PROAM	6	12	11	1:41.807	1.071	0.696	164.5
7	75	Team ISR	CZE	Filip Salaquarda	CZE	Libor Milota	CZE	Audi R8 LMS GT3 Evo II	PROAM	7	11	8	1:41.856	1.120	0.049	164.4
8	24	Greystone GT	GBR	Andrey Borodin	RUS	Oliver Webb	GBR	McLaren 720s GT3 Evo	PROAM	8	10	4	1:42.141	1.405	0.285	163.9
9	26	Saintéloc Racing	FRA	Michaël Blanchemain	FRA	Jim Pla	FRA	Audi R8 LMS GT3 Evo II	PROAM	9	13	12	1:42.311	1.575	0.170	163.7
10	777	Olimp Racing	POL	Marcin Jedliński	POL	Karol Basz	POL	Ferrari 296 GT3 EVO	PROAM	10	12	11	1:43.099	2.363	0.788	162.4
11	18	Dinamic GT	ITA	Philipp Sager	AUT	Christian Engelhart	DEU	Porsche 911 GT3 R EVO (992)	PROAM	11	13	10	1:43.203	2.467	0.104	162.3

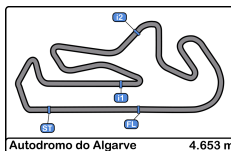
AM																
Cls	Nº	Entrant/Team	Nat	Driver 1	Nat	Driver 2	Nat	Vehicle	Cat	Cls	Laps	Best	Time	Gap	Interval	Km/h
1	5	Olimp Racing	POL	Stanislaw Jedliński	POL	Krystian Korzeniowski	POL	Ferrari 296 GT3	AM	1	12	11	1:41.315			165.3
2	6	Baron Motorsport Team	AUT	Andrzej Lewandowski	POL	Adrian Lewandowski	POL	Ferrari 296 GT3	AM	2	12	11	1:42.173	0.858	0.858	163.9
3	16	AF Corse	ITA	Marcelo Hahn	BRA	Galid Osman	BRA	Ferrari 296 GT3	AM	3	12	10	1:42.223	0.908	0.050	163.8
4	79	Sendom Racing Team	POL	Seweryn Mazur	POL		POL	Lamborghini Huracan Evo 2	AM	4	9	2	1:42.494	1.179	0.271	163.4
5	12	Fach Auto Tech	CHE	Joel Monegro Reyes	DOM		CHE	Porsche 911 GT3 R EVO (992)	AM	5	9	4	1:42.854	1.539	0.360	162.8
6	14	Good Speed Racing Team	POL	Piotr Wira	POL		POL	Aston Martin AMR Vantage GT3 E	AM	6	10	7	1:43.036	1.721	0.182	162.5
7	917	AF Motorsport	PRT	André Fernandes	PRT	Angelo Fontana	VEN	Porsche 991.2 GT3R	AM	7	8	7	1:43.274	1.959	0.238	162.1
8	77	Grupo Prom Racing Team	DEU	Alfredo Hernández	MEX		VEN	Mercedes AMG GT3 EVO	AM	8	12	7	1:44.622	3.307	1.348	160.1

Published at:.....

Track Temp: 19.0 °C Air Temp: 21.1 °C Humidity: 46 % Track Status: DRY

<b>Race Director:</b>	Alessandro Ferrari	<b>Timekeeper:</b>	Luis Garcia
	ACI DGA 392080		JOB-2654-ESP/M





**Autodromo Int. do Algarve**  
**International GT Open**  
**Qualifying - 2 Driver - 2**  
**Lap Analysis**



**5** Stanislaw Jedliński Ferrari 296 GT3 **14** Piotr Wira Aston Martin AMR Vantage GT3 EVO  
 AM Krystian Korzeniowski Olimp Racing AM Good Speed Racing Team

Lap	D	Time	Sector 1	Sector 2	Sector 3	T. Spd	Elapsed	Lap	D	Time	Sector 1	Sector 2	Sector 3	T. Spd	Elapsed
1	2	9:37:36.024	9:36:11.866	35.679	48.479		9:37:36.024	1	9:38:18.926	9:37:06.715	33.785	38.426		9:38:18.926	
2	2	1:42.321	32.252	32.516	37.553	262.7	9:39:18.345	2	1:43.961	32.690	33.457	37.814	259.6	9:40:02.887	
3	2	<del>1:41.995</del>	32.110	32.460	37.425	263.4	9:41:00.340	3	1:48.318	32.883	33.635	41.800	260.8	9:41:51.205	
4	2	<del>1:42.283</del>	32.075	32.379	37.829	265.3	9:42:42.623	4	<del>1:43.776</del>	32.575	33.257	37.944	261.5	9:43:34.981	
5	2	<del>1:42.076</del>	32.133	32.294	37.649	264.7	9:44:24.699	5	1:51.545	P 32.797	33.099	45.649	262.7	9:45:26.526	
6	2	<del>1:49.639</del>	P 32.230	32.959	44.450	265.3	9:46:14.338	6	3:54.518	2:43.511	33.101	37.906		9:49:21.044	
7	2	3:05.177	P 1:47.853	33.551	43.773		9:49:19.515	7	<b>1:43.036</b>	<b>32.391</b>	32.893	37.752	262.1	9:51:04.080	
8	2	4:45.768	3:25.845	33.360	46.563		9:54:05.283	8	1:43.059	32.511	32.811	<b>37.737</b>	262.1	9:52:47.139	
9	2	<del>1:41.448</del>	32.066	<b>32.166</b>	37.216	264.7	9:55:46.731	9	1:43.421	32.856	<b>32.726</b>	37.839	263.4	9:54:30.560	
10	2	1:41.519	32.034	32.326	<b>37.159</b>	266.0	9:57:28.250	10	1:52.309	P 32.453	32.883	46.973	263.4	9:56:22.869	
11	2	<b>1:41.315</b>	<b>31.875</b>	32.173	37.267	266.0	9:59:09.565	<b>16</b> Marcelo Hahn Ferrari 296 GT3							
12	2	1:52.197	P 31.892	32.823	47.482	265.3	10:01:01.762	AM Galid Osman AF Corse							

**6** Andrzej Lewandowski Ferrari 296 GT3  
 AM Adrian Lewandowski Baron Motorsport Team

Lap	D	Time	Sector 1	Sector 2	Sector 3	T. Spd	Elapsed	Lap	D	Time	Sector 1	Sector 2	Sector 3	T. Spd	Elapsed
1	2	9:38:04.285	9:36:49.747	35.499	39.039		9:38:04.285	1	2	9:37:24.789	9:36:06.526	34.435	43.828		9:37:24.789
2	2	1:43.149	32.520	32.815	37.814	262.1	9:39:47.434	2	2	1:43.792	32.866	32.942	37.984	258.9	9:39:08.581
3	2	1:49.277	32.551	36.367	40.359	263.4	9:41:36.711	3	2	1:43.146	32.443	32.719	37.984	261.5	9:40:51.727
4	2	1:42.820	32.319	32.689	37.812	264.0	9:43:19.531	4	2	1:55.240	P 34.578	33.964	46.698	260.8	9:42:46.967
5	2	1:42.605	32.270	32.560	37.775	263.4	9:45:02.136	5	2	5:43.255	4:29.181	34.473	39.601		9:48:30.222
6	2	1:57.856	P 34.917	34.502	48.437	263.4	9:46:59.992	6	2	1:50.123	35.161	34.425	40.537	257.1	9:50:20.345
7	2	<del>4:57.824</del>	3:46.578	33.004	38.242		9:51:57.816	7	2	1:42.293	32.366	32.428	<b>37.499</b>	259.6	9:52:02.638
8	2	1:51.237	32.534	34.449	44.254	260.2	9:53:49.053	8	2	1:56.930	35.519	35.255	46.156	262.7	9:53:59.568
9	2	1:42.492	32.210	32.562	<b>37.720</b>	262.1	9:55:31.545	9	2	1:44.140	32.463	32.650	39.027	262.1	9:55:43.708
10	2	1:43.585	32.314	32.730	38.541	265.3	9:57:15.130	10	2	<b>1:42.223</b>	<b>32.178</b>	<b>32.410</b>	37.635	262.1	9:57:25.931
11	2	<b>1:42.173</b>	<b>31.915</b>	<b>32.467</b>	37.791	263.4	9:58:57.303	11	2	1:51.293	34.966	36.245	40.082	263.4	9:59:17.224
12	2	1:56.823	P 32.154	36.276	48.393	267.3	10:00:54.126	12	2	1:57.047	P 32.276	34.490	50.281	262.1	10:01:14.271

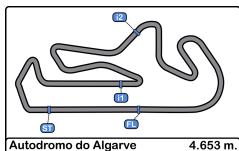
**11** Alexander Schwarzer Porsche 911 GT3 R EVO (992)  
 PROAM Alexander Fach Fach Auto Tech

Lap	D	Time	Sector 1	Sector 2	Sector 3	T. Spd	Elapsed	Lap	D	Time	Sector 1	Sector 2	Sector 3	T. Spd	Elapsed
1	2	9:36:56.034	9:35:44.329	34.053	37.652		9:36:56.034	1	1	9:37:31.641	9:36:10.340	38.688	42.613		9:37:31.641
2	2	<del>1:42.189</del>	32.089	32.369	37.731	259.6	9:38:38.223	2	1	1:58.744	P 37.039	35.004	46.701	211.3	9:39:30.385
3	2	1:41.214	31.772	32.203	37.239	263.4	9:40:19.437	3	1	2:47.239	1:33.449	35.360	38.430		9:42:17.624
4	2	<del>1:47.421</del>	P 31.858	32.156	43.407	262.1	9:42:06.858	4	1	1:41.851	32.020	32.305	37.526	262.1	9:43:59.475
5	2	8:24.230	7:14.208	32.610	37.412		9:50:31.088	5	1	<del>1:44.673</del>	31.999	32.598	40.076	264.0	9:45:44.148
6	2	<b>1:41.111</b>	31.741	32.185	<b>37.185</b>	262.1	9:52:12.199	6	1	1:42.021	32.034	32.301	37.686	262.1	9:47:26.169
7	2	1:43.333	<b>31.652</b>	33.046	38.635	263.4	9:53:55.532	7	1	1:55.842	P 33.045	36.027	46.770	263.4	9:49:22.011
8	2	<del>1:41.077</del>	31.722	<b>32.136</b>	37.219	264.0	9:55:36.609	8	1	4:12.866	3:01.175	33.412	38.279		9:53:34.877
9	2	<del>1:45.399</del>	33.393	34.054	37.943	265.3	9:57:21.999	9	1	<del>1:43.594</del>	32.038	32.679	38.877	263.4	9:55:18.471
10	2	1:49.936	P 31.837	32.809	45.290	264.0	9:59:11.935	10	1	1:41.698	32.058	32.250	37.390	264.0	9:57:00.169
								<b>17</b> Tom Emson Ferrari 296 GT3 EVO							
								PRO Tom Lebbon Elite Motorsport with Entire Race							
								11	1	<b>1:41.248</b>	31.802	32.175	<b>37.271</b>	266.6	9:58:41.417
								12	1	1:41.308	<b>31.799</b>	<b>32.170</b>	37.339	264.7	10:00:22.725
								13	1	2:01.469	P 34.748	35.982	50.739	247.7	10:02:24.194

**12** Joel Monegro Reyes Porsche 911 GT3 R EVO (992)  
 AM Fach Auto Tech

Lap	D	Time	Sector 1	Sector 2	Sector 3	T. Spd	Elapsed
1		9:45:34.146	9:44:19.772	33.397	40.977		9:45:34.146
2		1:43.184	32.419	32.666	38.099	263.4	9:47:17.330
3		1:43.215	32.391	32.800	38.024	263.4	9:49:00.545
4		<b>1:42.854</b>	32.236	<b>32.497</b>	38.121	262.7	9:50:43.399
5		<del>1:42.932</del>	32.370	32.648	<b>37.914</b>	264.0	9:52:26.331
6		1:43.315	<b>32.097</b>	32.601	38.617	264.0	9:54:09.646
7		<del>1:44.698</del>	33.279	32.926	38.493	266.0	9:55:54.344
8		1:43.149	32.268	32.658	38.223	264.0	9:57:37.493
9		1:50.559	P 32.203	32.920	45.436	264.7	9:59:28.052





**Autodromo Int. do Algarve**  
**International GT Open**  
**Qualifying - 2 Driver - 2**  
**Lap Analysis**



**18** Philipp Sager Porsche 911 GT3 R EVO (992) **26** Michaël Blanchemain Audi R8 LMS GT3 Evo II  
 PROAM Christian Engelhart Dinamic GT PROAM Jim Pla Saintéloc Racing

Lap	D	Time	Sector 1	Sector 2	Sector 3	T. Spd	Elapsed	Lap	D	Time	Sector 1	Sector 2	Sector 3	T. Spd	Elapsed
1	1	9:37:28.536	9:36:11.113	35.676	41.747		9:37:28.536	1	1	9:40:16.351	9:39:03.454	33.797	39.100		9:40:16.351
2	1	1:43.904	32.585	33.172	38.147	262.7	9:39:12.440	2	1	1:43.246	32.511	32.576	38.159	262.7	9:41:59.597
3	1	1:43.820	32.621	33.074	38.125	263.4	9:40:56.260	3	1	1:44.936	32.192	32.727	40.017	266.6	9:43:44.533
4	1	1:43.957	32.630	33.263	38.064	264.7	9:42:40.217	4	1	<del>1:42.844</del>	32.260	32.570	38.011	264.0	9:45:27.374
5	1	<del>1:43.472</del>	32.438	32.871	38.163	264.0	9:44:23.689	5	1	1:43.255	32.276	32.602	38.377	264.7	9:47:10.629
6	1	1:43.666	<b>32.328</b>	32.674	38.664	263.4	9:46:07.355	6	1	1:55.188 P	33.423	34.352	47.413	265.3	9:49:05.817
7	1	2:00.113 P	35.895	35.815	48.403	261.5	9:48:07.468	7	1	2:54.417	1:43.296	32.781	38.340		9:52:00.234
8	1	4:23.809	3:08.967	35.819	39.023		9:52:31.277	8	1	1:45.238	33.654	33.000	38.584	265.3	9:53:45.472
9	1	1:43.451	32.645	32.790	<b>38.016</b>	264.0	9:54:14.728	9	1	1:43.335	32.479	32.683	38.173	266.0	9:55:28.807
10	1	<b>1:43.203</b>	32.416	32.622	38.165	266.6	9:55:57.931	10	1	1:42.517	32.025	32.594	37.898	266.0	9:57:11.324
11	1	1:50.183	35.477	36.001	38.705	264.0	9:57:48.114	11	1	1:42.741	<b>31.964</b>	32.593	38.184	266.6	9:58:54.065
12	1	1:48.862	32.345	<b>32.573</b>	43.944	266.0	9:59:36.976	12	1	<b>1:42.311</b>	32.001	<b>32.427</b>	<b>37.883</b>	267.3	10:00:36.376
13	1	1:57.032 P	32.413	33.115	51.504	267.3	10:01:34.008	13	1	1:56.292 P	33.219	33.852	49.221	266.6	10:02:32.668

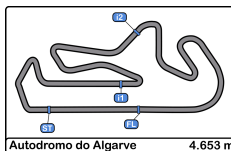
**24** Andrey Borodin McLaren 720s GT3 Evo **28** Marcelo Ramírez Mercedes AMG GT3 EVO  
 PROAM Oliver Webb Greystone GT PRO Dominik Baumann Team Motopark

Lap	D	Time	Sector 1	Sector 2	Sector 3	T. Spd	Elapsed	Lap	D	Time	Sector 1	Sector 2	Sector 3	T. Spd	Elapsed
1	2	9:37:22.215	9:36:07.543	33.753	40.919		9:37:22.215	1	2	9:37:04.504	9:35:49.968	34.733	39.803		9:37:04.504
2	2	1:42.237	32.240	32.437	37.560	261.5	9:39:04.452	2	2	1:54.003 P	35.003	34.163	44.837	259.6	9:38:58.507
3	2	<del>1:41.988</del>	<b>32.000</b>	32.355	37.633	263.4	9:40:46.440	3	2	4:29.991	3:11.177	36.014	42.800		9:43:28.498
4	2	<b>1:42.141</b>	32.108	32.409	37.624	263.4	9:42:28.581	4	2	1:41.276	32.003	32.213	<b>37.060</b>	266.0	9:45:09.774
5	2	<del>1:55.482</del> P	33.366	34.495	47.621	264.0	9:44:24.063	5	2	1:41.049	31.814	32.112	37.123	267.3	9:46:50.823
6	2	3:07.289 P	1:49.820	33.385	44.084		9:47:31.352	6	2	1:41.181	31.891	32.110	37.180	267.3	9:48:32.004
7	2	4:36.898	3:26.503	32.748	37.647		9:52:08.250	7	2	1:50.356 P	32.667	32.983	44.706	268.6	9:50:22.360
8	2	<del>1:45.652</del>	32.071	33.503	40.078	263.4	9:53:53.902	8	2	4:53.214	3:40.594	33.251	39.369		9:55:15.574
9	2	<del>1:41.803</del>	32.105	<b>32.277</b>	<b>37.421</b>	264.0	9:55:35.705	9	2	1:41.088	31.681	32.302	37.105	269.3	9:56:56.662
10	2	1:55.446 P	33.053	36.296	46.097	264.7	9:57:31.151	10	2	<b>1:40.800</b>	<b>31.661</b>	<b>31.962</b>	37.177	270.0	9:58:37.462
								11	2	1:48.346 P	31.815	32.569	43.962	270.6	10:00:25.808

**25** Xolile Letlaka Ferrari 296 GT3 **33** Zac Meakin McLaren 720s GT3 Evo  
 PROAM Axcil Jefferies Into Africa Racing by Dragon PRO Dean Macdonald Greystone GT

Lap	D	Time	Sector 1	Sector 2	Sector 3	T. Spd	Elapsed	Lap	D	Time	Sector 1	Sector 2	Sector 3	T. Spd	Elapsed
1	2	9:36:57.957	9:35:43.291	36.023	38.643		9:36:57.957	1	2	9:37:01.934	9:35:47.321	35.198	39.415		9:37:01.934
2	2	1:50.144 P	33.078	33.076	43.990	259.6	9:38:48.101	2	2	1:49.841 P	33.132	32.718	43.991	250.0	9:38:51.775
3	2	3:10.585	1:37.534	33.672	59.379		9:41:58.686	3	2	3:24.731	2:13.847	32.793	38.091		9:42:16.506
4	2	1:52.570	32.136	32.463	47.971	261.5	9:43:51.256	4	2	1:41.600	31.992	32.222	37.386	264.0	9:43:58.106
5	2	<del>1:41.876</del>	32.053	32.391	37.432	262.1	9:45:33.132	5	2	1:49.457	32.572	32.606	44.279	266.0	9:45:47.563
6	2	1:41.666	32.000	32.258	37.408	264.7	9:47:14.798	6	2	1:40.868	31.755	32.056	37.057	265.3	9:47:28.431
7	2	1:48.756 P	31.979	32.246	44.531	265.3	9:49:03.554	7	2	1:49.155 P	32.474	32.687	43.994	266.0	9:49:17.586
8	2	2:33.374	1:21.578	33.234	38.562		9:51:36.928	8	2	5:27.868	4:13.299	34.083	40.486		9:54:45.454
9	2	1:41.192	<b>31.757</b>	32.251	37.184	263.4	9:53:18.120	9	2	1:40.501	31.617	32.018	<b>36.866</b>	266.0	9:56:25.955
10	2	<b>1:41.070</b>	31.760	32.155	<b>37.155</b>	265.3	9:54:59.190	10	2	<del>1:40.775</del>	<b>31.515</b>	32.054	37.206	266.6	9:58:06.730
11	2	1:46.545	31.888	35.678	38.979	266.0	9:56:45.735	11	2	<b>1:40.469</b>	31.679	<b>31.893</b>	36.897	266.0	9:59:47.199
12	2	1:48.187 P	31.770	<b>32.113</b>	44.304	265.3	9:58:33.922	12	2	1:53.218 P	31.977	33.453	47.788	267.9	10:01:40.417





**Autodromo Int. do Algarve**  
**International GT Open**  
**Qualifying - 2 Driver - 2**  
**Lap Analysis**



**51** Rafael Durán Ferrari 296 GT3 EVO **75** Filip Salaquarda Audi R8 LMS GT3 Evo II  
 PRO Tommaso Mosca AF Corse PROAM Libor Milota Team ISR

Lap	D	Time	Sector 1	Sector 2	Sector 3	T. Spd	Elapsed	Lap	D	Time	Sector 1	Sector 2	Sector 3	T. Spd	Elapsed
1	1	9:39:25.367	9:38:10.466	34.470	40.431		9:39:25.367	1	1	9:37:14.722	9:35:56.315	37.149	41.258		9:37:14.722
2	1	<del>1:44.743</del>	33.942	32.814	37.957	262.7	9:41:10.080	2	1	1:44.265	32.829	33.050	38.386	264.0	9:38:58.987
3	1	1:42.407	<b>31.982</b>	32.547	37.878	266.0	9:42:52.487	3	1	1:50.584 P	32.583	33.032	44.969	265.3	9:40:49.571
4	1	1:42.230	32.081	32.248	37.901	265.3	9:44:34.717	4	1	3:19.384	2:05.487	34.743	39.154		9:44:08.955
5	1	<del>1:54.063</del> P	32.139	32.799	46.125	265.3	9:46:25.780	5	1	1:50.366	32.105	32.363	45.898	264.0	9:45:59.321
6	1	8:45.656	7:34.191	33.121	38.344		9:55:11.436	6	1	1:42.322	32.076	32.493	37.753	266.6	9:47:41.643
7	1	1:41.845	32.109	32.189	<b>37.547</b>	266.0	9:56:53.281	7	1	1:46.323	32.002	35.327	38.994	266.6	9:49:27.966
8	1	<del>1:43.239</del>	32.552	32.593	38.094	267.3	9:58:36.520	8	1	<b>1:41.856</b>	31.921	32.376	37.559	266.0	9:51:09.822
9	1	<b>1:41.753</b>	32.001	<b>32.052</b>	37.700	266.6	10:00:18.273	9	1	<del>1:41.632</del>	<b>31.840</b>	<b>32.259</b>	<b>37.533</b>	268.6	9:52:51.454
10	1	1:57.366 P	32.053	36.124	49.189	267.3	10:02:15.639	10	1	1:42.017	32.200	32.272	37.545	268.6	9:54:33.471
								11	1	1:54.705 P	33.103	33.991	47.611	269.3	9:56:28.176

**54** Dexter Müller Mercedes AMG GT3 EVO **77** Alfredo Hernández Mercedes AMG GT3 EVO  
 PROAM Yannick Mettler CBRX by SPS AM Grupo Prom Racing Team

Lap	D	Time	Sector 1	Sector 2	Sector 3	T. Spd	Elapsed	Lap	D	Time	Sector 1	Sector 2	Sector 3	T. Spd	Elapsed
1	2	9:37:32.353 P	9:36:09.511	36.419	46.423		9:37:32.353	1	1	9:37:04.444	9:35:45.599	36.702	42.143		9:37:04.444
2	2	4:18.021	3:02.214	34.121	41.686		9:41:50.374	2	1	1:49.272	34.229	34.403	40.640	257.1	9:38:53.716
3	2	1:40.977	31.948	32.096	<b>36.933</b>	264.0	9:43:31.351	3	1	1:46.735	33.568	33.647	39.520	260.2	9:40:40.451
4	2	1:41.303	31.922	32.360	37.021	266.6	9:45:12.654	4	1	1:45.943	33.406	33.505	39.032	258.9	9:42:26.394
5	2	1:41.338	31.787	32.273	37.278	267.3	9:46:53.992	5	1	1:53.283 P	33.502	33.873	45.908	260.8	9:44:19.677
6	2	1:52.191 P	32.656	33.299	46.236	266.6	9:48:46.183	6	1	2:48.571	1:35.212	34.190	39.169		9:47:08.248
7	2	5:27.461	4:07.218	34.822	45.421		9:54:13.644	7	1	<b>1:44.622</b>	32.947	<b>32.877</b>	<b>38.798</b>	260.8	9:48:52.870
8	2	1:54.806	35.861	36.339	42.606	169.8	9:56:08.450	8	1	1:44.853	<b>32.864</b>	33.085	38.904	262.1	9:50:37.723
9	2	<b>1:40.736</b>	<b>31.746</b>	<b>31.949</b>	37.041	266.0	9:57:49.186	9	1	1:44.996	33.021	33.145	38.830	262.1	9:52:22.719
10	2	1:44.546	33.598	33.033	37.915	269.3	9:59:33.732	10	1	1:46.717	33.197	33.165	40.355	262.1	9:54:09.436
11	2	1:53.370 P	31.813	32.222	49.335	267.3	10:01:27.102	11	1	<del>1:48.174</del>	33.143	35.585	39.446	264.7	9:55:57.610
								12	1	1:54.098 P	32.953	33.020	48.125	262.7	9:57:51.708

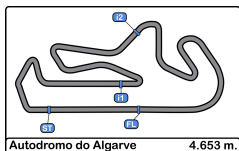
**55** Laurent De Meeus Ferrari 296 GT3 EVO **79** Seweryn Mazur Lamborghini Huracan Evo 2  
 PROAM Vincent Abril AF Corse AM Sandom Racing Team

Lap	D	Time	Sector 1	Sector 2	Sector 3	T. Spd	Elapsed	Lap	D	Time	Sector 1	Sector 2	Sector 3	T. Spd	Elapsed
1	2	9:38:41.720	9:37:25.135	34.090	42.495		9:38:41.720	1	1	9:38:26.253	9:37:15.537	33.062	<b>37.654</b>		9:38:26.253
2	2	1:41.658	32.406	32.194	<b>37.058</b>	263.4	9:40:23.378	2	1	<b>1:42.494</b>	32.190	32.590	37.714	262.1	9:40:08.747
3	2	1:41.479	31.843	32.278	37.358	264.7	9:42:04.857	3	1	<del>1:43.184</del>	32.307	32.594	38.280	264.7	9:41:51.928
4	2	1:49.019 P	31.866	32.239	44.914	264.7	9:43:53.876	4	1	2:01.673	32.499	33.091	56.083	264.7	9:43:53.601
5	2	4:22.832	3:13.089	32.623	37.120		9:48:16.708	5	1	2:00.336	41.257	38.178	40.901	191.8	9:45:53.937
6	2	<b>1:41.109</b>	31.848	32.199	37.062	264.0	9:49:57.817	6	1	1:42.636	<b>32.163</b>	<b>32.416</b>	38.057	261.5	9:47:36.573
7	2	<del>1:41.092</del>	<b>31.738</b>	<b>32.156</b>	37.198	264.7	9:51:38.909	7	1	2:10.718 P	36.181	41.968	52.569	264.0	9:49:47.291
8	2	1:51.400 P	31.791	32.199	47.410	266.0	9:53:30.309	8	1	4:29.573 P	2:54.297	38.893	56.383		9:54:16.864
								9	1	3:32.021 P	1:54.185	40.213	57.623		9:57:48.885

**71** Christian Mansell Mercedes AMG GT3 EVO  
 PRO Maximilian Götzt Team Motopark

Lap	D	Time	Sector 1	Sector 2	Sector 3	T. Spd	Elapsed
1	1	9:39:32.287	9:38:18.038	33.589	40.660		9:39:32.287
2	1	1:43.139	32.537	32.818	37.784	264.0	9:41:15.426
3	1	1:42.694	32.465	32.566	37.663	265.3	9:42:58.120
4	1	1:50.335 P	32.397	32.549	45.389	266.0	9:44:48.455
5	1	9:19.643	8:02.666	34.005	42.972		9:54:08.098
6	1	1:41.131	31.821	32.150	<b>37.160</b>	264.7	9:55:49.229
7	1	<del>1:52.269</del>	<b>31.638</b>	<b>31.906</b>	48.725	268.6	9:57:41.498
8	1	<b>1:41.062</b>	31.839	31.926	37.297	267.9	9:59:22.560
9	1	1:41.071	31.809	31.989	37.273	267.9	10:01:03.631
10	1	2:42.094 P	46.040	53.956	1:02.098	230.2	10:03:45.725





**Autodromo Int. do Algarve**  
**International GT Open**  
**Qualifying - 2 Driver - 2**  
**Lap Analysis**



**88** Darren Kell McLaren 720 Evo GT3 **777** Marcin Jedliński Ferrari 296 GT3 EVO  
 PROAM James Kell Track Focused PROAM Karol Basz Olimp Racing

Lap	D	Time	Sector 1	Sector 2	Sector 3	T. Spd	Elapsed	Lap	D	Time	Sector 1	Sector 2	Sector 3	T. Spd	Elapsed
1	2	9:36:58.583	9:35:45.445	34.381	38.757		9:36:58.583	1	1	9:37:51.575	9:36:39.540	33.399	38.636		9:37:51.575
2	2	1:50.870 P	33.320	33.109	44.441	247.1	9:38:49.453	2	1	<del>1:46.154</del>	33.437	33.159	38.558	260.8	9:39:36.729
3	2	2:39.601	1:29.752	32.263	37.586		9:41:29.054	3	1	1:44.769	33.211	33.075	38.483	262.7	9:41:21.498
4	2	1:41.212	31.932	32.181	<b>37.099</b>	264.7	9:43:10.266	4	1	<del>1:44.436</del>	32.809	33.072	38.555	262.7	9:43:05.934
5	2	<del>1:45.468</del>	31.838	32.158	41.172	261.5	9:44:55.434	5	1	<del>1:44.167</del>	32.808	32.894	38.465	262.1	9:44:50.101
6	2	<del>1:44.340</del>	31.877	32.197	37.236	261.5	9:46:36.744	6	1	1:51.863 P	33.034	33.111	45.718	262.1	9:46:41.964
7	2	1:47.789 P	31.955	32.164	43.670	260.8	9:48:24.533	7	1	4:49.550	3:38.697	32.806	<b>38.047</b>		9:51:31.514
8	2	3:18.888	2:01.175	33.233	44.480		9:51:43.421	8	1	1:43.136	32.402	<b>32.580</b>	38.154	262.1	9:53:14.650
9	2	<b>1:41.045</b>	31.768	32.027	37.250	261.5	9:53:24.466	9	1	1:43.270	<b>32.336</b>	32.808	38.126	263.4	9:54:57.920
10	2	<del>1:41.004</del>	31.811	<b>31.898</b>	37.292	262.7	9:55:05.467	10	1	1:43.163	32.354	32.639	38.170	263.4	9:56:41.083
11	2	1:41.199	<b>31.657</b>	32.192	37.350	262.7	9:56:46.666	11	1	<b>1:43.099</b>	32.337	32.678	38.084	264.0	9:58:24.182
12	2	<del>1:49.264</del> P	31.751	32.329	45.184	266.6	9:58:35.930	12	1	1:56.456 P	33.389	33.972	49.095	264.7	10:00:20.638

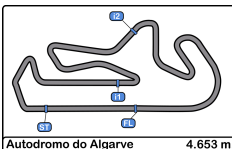
**96** Yaroslav Veselaho Ferrari 296 GT3 EVO **911** Pietro Armani Porsche 911 GT3 R EVO (992)  
 PRO Thomas Neubauer AF Corse PRO Alex Fontana ZRS Motorsport

Lap	D	Time	Sector 1	Sector 2	Sector 3	T. Spd	Elapsed	Lap	D	Time	Sector 1	Sector 2	Sector 3	T. Spd	Elapsed
1	2	9:43:49.513	9:42:36.011	34.544	38.958		9:43:49.513	1	1	9:38:35.666	9:37:22.675	34.880	38.111		9:38:35.666
2	2	1:42.541	32.056	32.653	37.832	262.1	9:45:32.054	2	1	1:41.750	32.052	32.521	37.177	262.7	9:40:17.416
3	2	1:41.599	32.081	32.195	37.323	264.0	9:47:13.653	3	1	1:51.928	32.056	32.205	47.667	264.7	9:42:09.344
4	2	1:41.458	31.900	32.224	37.334	266.0	9:48:55.111	4	1	1:45.388	32.721	32.485	40.182	264.0	9:43:54.732
5	2	1:54.263 P	31.991	32.733	49.539	266.0	9:50:49.374	5	1	1:41.681	31.984	32.408	37.289	264.7	9:45:36.413
6	2	3:37.061	2:19.571	35.542	41.948		9:54:26.435	6	1	1:47.836	31.873	32.215	43.748	263.4	9:47:24.249
7	2	1:45.163	32.316	32.276	40.571	265.3	9:56:11.598	7	1	<del>1:49.655</del> P	32.983	32.564	44.108	262.1	9:49:13.904
8	2	1:41.934	31.940	32.583	37.411	266.6	9:57:53.532	8	1	<del>1:25.394</del>	2:00.545	40.772	44.077		9:52:39.298
9	2	<b>1:41.267</b>	31.927	<b>32.053</b>	<b>37.287</b>	266.0	9:59:34.799	9	1	1:41.102	31.858	32.267	<b>36.977</b>	265.3	9:54:20.400
10	2	1:50.584 P	<b>31.840</b>	32.188	46.556	267.9	10:01:25.383	10	1	1:42.895	<b>31.657</b>	32.322	38.916	266.6	9:56:03.295

**97** Charles Bateman Aston Martin AMR Vantage GT3 EVO  
 PROAM Henrique Chaves Blackthorn

Lap	D	Time	Sector 1	Sector 2	Sector 3	T. Spd	Elapsed	Lap	D	Time	Sector 1	Sector 2	Sector 3	T. Spd	Elapsed
1	1	9:37:48.092 P	9:36:15.027	38.177	54.888		9:37:48.092	<b>917</b>							
2	1	6:07.863	4:54.507	33.880	39.476		9:43:55.955	AM							
3	1	1:43.352	32.645	33.011	37.696	263.4	9:45:39.307	André Fernandes Porsche 991.2 GT3R							
4	1	1:42.773	32.209	32.718	37.846	263.4	9:47:22.080	Angelo Fontana AF Motorsport							
5	1	<del>1:42.529</del>	32.190	32.482	37.857	263.4	9:49:04.609								
6	1	1:50.846 P	32.035	32.390	46.421	264.0	9:50:55.455								
7	1	2:43.217	1:32.703	32.701	37.813		9:53:38.672								
8	1	1:42.037	32.090	32.331	37.616	264.0	9:55:20.709								
9	1	1:42.043	31.979	32.411	37.653	266.6	9:57:02.752								
10	1	1:42.202	32.120	32.571	<b>37.511</b>	267.3	9:58:44.954								
11	1	<b>1:41.807</b>	<b>31.901</b>	<b>32.272</b>	37.634	267.3	10:00:26.761								
12	1	2:02.395 P	37.036	36.985	48.374	266.6	10:02:29.156								



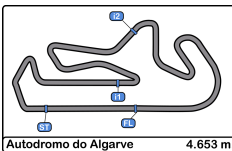


**Autodromo Int. do Algarve**  
**International GT Open**  
**Qualifying - 2 Driver - 2**  
**Best Sectors Results**



Sector - 1		Sector - 2		Sector - 3		Ideal Lap vs Best Lap					
Clas	Nº Driver	Time	Nº Driver	Time	Nº Driver	Time	Clas	Nº Driver	Ideal Lap	Best Lap	Clas
1	33 Dean Macdonald	31.515	33 Dean Macdonald	31.893	33 Dean Macdonald	36.866	1	33 Dean Macdonald	1:40.274	1:40.469	1
2	71 Christian Mansell	31.638	88 James Kell	31.898	54 Yannick Mettler	36.933	2	54 Yannick Mettler	1:40.628	1:40.736	2
3	11 Alexander Fach	31.652	71 Christian Mansell	31.906	911 Pietro Armani	36.977	3	88 James Kell	1:40.654	1:41.045	5
4	88 James Kell	31.657	54 Yannick Mettler	31.949	55 Vincent Abril	37.058	4	28 Dominik Baumann	1:40.683	1:40.800	3
5	911 Pietro Armani	31.657	28 Dominik Baumann	31.962	28 Dominik Baumann	37.060	5	71 Christian Mansell	1:40.704	1:41.062	6
6	28 Dominik Baumann	31.661	51 Rafael Durán	32.052	88 James Kell	37.099	6	911 Pietro Armani	1:40.719	1:40.910	4
7	55 Vincent Abril	31.738	96 Thomas Neubauer	32.053	25 Axcil Jefferies	37.155	7	55 Vincent Abril	1:40.952	1:41.109	8
8	54 Yannick Mettler	31.746	911 Pietro Armani	32.085	5 Krystian Korzeniowski	37.159	8	11 Alexander Fach	1:40.973	1:41.111	9
9	25 Axcil Jefferies	31.757	25 Axcil Jefferies	32.113	71 Christian Mansell	37.160	9	25 Axcil Jefferies	1:41.025	1:41.070	7
10	17 Tom Emson	31.799	11 Alexander Fach	32.136	11 Alexander Fach	37.185	10	96 Thomas Neubauer	1:41.180	1:41.267	11
11	96 Thomas Neubauer	31.840	55 Vincent Abril	32.156	17 Tom Emson	37.271	11	5 Krystian Korzeniowski	1:41.200	1:41.315	12
12	75 Filip Salaquarda	31.840	5 Krystian Korzeniowski	32.166	96 Thomas Neubauer	37.287	12	17 Tom Emson	1:41.240	1:41.248	10
13	5 Krystian Korzeniowski	31.875	17 Tom Emson	32.170	24 Oliver Webb	37.421	13	51 Rafael Durán	1:41.581	1:41.753	13
14	97 Charles Bateman	31.901	75 Filip Salaquarda	32.259	16 Galid Osman	37.499	14	75 Filip Salaquarda	1:41.632	1:41.856	15
15	6 Adrian Lewandowski	31.915	97 Charles Bateman	32.272	97 Charles Bateman	37.511	15	97 Charles Bateman	1:41.684	1:41.807	14
16	26 Michaël Blanchemain	31.964	24 Oliver Webb	32.277	75 Filip Salaquarda	37.533	16	24 Oliver Webb	1:41.698	1:42.141	16
17	51 Rafael Durán	31.982	16 Galid Osman	32.410	51 Rafael Durán	37.547	17	16 Galid Osman	1:42.087	1:42.223	18
18	24 Oliver Webb	32.000	79 Seweryn Mazur	32.416	79 Seweryn Mazur	37.654	18	6 Adrian Lewandowski	1:42.102	1:42.173	17
19	12 Joel Monegro Reyes	32.097	26 Michaël Blanchemain	32.427	6 Adrian Lewandowski	37.720	19	79 Seweryn Mazur	1:42.233	1:42.494	20
20	79 Seweryn Mazur	32.163	6 Adrian Lewandowski	32.467	14 Piotr Wira	37.737	20	26 Michaël Blanchemain	1:42.274	1:42.311	19
21	16 Galid Osman	32.178	12 Joel Monegro Reyes	32.497	26 Michaël Blanchemain	37.883	21	12 Joel Monegro Reyes	1:42.508	1:42.854	21
22	18 Philipp Sager	32.328	18 Philipp Sager	32.573	12 Joel Monegro Reyes	37.914	22	14 Piotr Wira	1:42.854	1:43.036	22
23	777 Marcin Jedliński	32.336	777 Marcin Jedliński	32.580	917 Angelo Fontana	37.968	23	18 Philipp Sager	1:42.917	1:43.203	24
24	14 Piotr Wira	32.391	917 Angelo Fontana	32.648	18 Philipp Sager	38.016	24	777 Marcin Jedliński	1:42.963	1:43.099	23
25	917 Angelo Fontana	32.413	14 Piotr Wira	32.726	777 Marcin Jedliński	38.047	25	917 Angelo Fontana	1:43.029	1:43.274	25
26	77 Alfredo Hernández	32.864	77 Alfredo Hernández	32.877	77 Alfredo Hernández	38.798	26	77 Alfredo Hernández	1:44.539	1:44.622	26



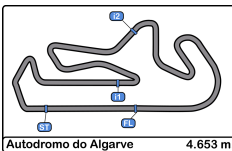


**Autodromo Int. do Algarve**  
**International GT Open**  
**Qualifying - 2 Driver - 2**  
**Best 5 Lap Times**



Cl	N°	Entrant/Team	Nat	Driver 1	Nat	Driver 2	Nat	Vehicle	Cat	Cl	Best 1		Best 2		Best 3		Best 4		Best 5	
											Time	Lap	Time	Lap	Time	Lap	Time	Lap	Time	Lap
1	33	Greystone GT	GBR	Zac Meakin	GBR	Dean Macdonald	GBR	McLaren 720s GT3 Evo	PRO	1	1:40.469	11	1:40.501	9	1:40.868	6	1:41.600	4	1:49.155	7
2	54	CBRX by SPS	DEU	Dexter Müller	CHE	Yannick Mettler	CHE	Mercedes AMG GT3 EVO	PROAM	1	1:40.736	9	1:40.977	3	1:41.303	4	1:41.338	5	1:44.546	10
3	28	Team Motopark	DEU	Marcelo Ramírez	MEX	Dominik Baumann	AUT	Mercedes AMG GT3 EVO	PRO	2	1:40.800	10	1:41.049	5	1:41.088	9	1:41.181	6	1:41.276	4
4	911	ZRS Motorsport	ITA	Pietro Armanni	ITA	Alex Fontana	ITA	Porsche 911 GT3 R EVO (992)	PRO	3	1:40.910	12	1:41.102	9	1:41.249	11	1:41.681	5	1:41.750	2
5	88	Track Focused	GBR	Darren Kell	GBR	James Kell	GBR	McLaren 720 Evo GT3	PROAM	2	1:41.045	9	1:41.199	11	1:41.212	4	1:47.789	7	1:50.870	2
6	71	Team Motopark	DEU	Christian Mansell	AUS	Maximilian Götz	AUS	Mercedes AMG GT3 EVO	PRO	4	1:41.062	8	1:41.071	9	1:41.131	6	1:42.694	3	1:43.139	2
7	25	Into Africa Racing by Dragon Racing Intl.	ARE	Xolile Letlaka	ZAF	Axcil Jefferies	ZAF	Ferrari 296 GT3	PROAM	3	1:41.070	10	1:41.192	9	1:41.666	6	1:46.545	11	1:48.187	12
8	55	AF Corse	ITA	Laurent De Meeus	BEL	Vincent Abril	BEL	Ferrari 296 GT3 EVO	PROAM	4	1:41.109	6	1:41.479	3	1:41.658	2	1:49.019	4	1:51.400	8
9	11	Fach Auto Tech	CHE	Alexander Schwarzer	MEX	Alexander Fach	CHE	Porsche 911 GT3 R EVO (992)	PROAM	5	1:41.111	6	1:41.214	3	1:43.333	7	1:49.936	10	8:24.230	5
10	17	Elite Motorsport with Entire Race Engineering	GBR	Tom Emson	GBR	Tom Lebbon	GBR	Ferrari 296 GT3 EVO	PRO	5	1:41.248	11	1:41.308	12	1:41.698	10	1:41.851	4	1:42.021	6
11	96	AF Corse	ITA	Yaroslav Veselaho	CZE	Thomas Neubauer	CZE	Ferrari 296 GT3 EVO	PRO	6	1:41.267	9	1:41.458	4	1:41.599	3	1:41.934	8	1:42.541	2
12	5	Olimp Racing	POL	Stanislaw Jedliński	POL	Krystian Korzeniowski	POL	Ferrari 296 GT3	AM	1	1:41.315	11	1:41.519	10	1:42.321	2	1:52.197	12	3:05.177	7
13	51	AF Corse	ITA	Rafael Durán	ESP	Tommaso Mosca	ITA	Ferrari 296 GT3 EVO	PRO	7	1:41.753	9	1:41.845	7	1:42.230	4	1:42.407	3	1:57.366	10
14	97	Blackthorn	GBR	Charles Bateman	BRA	Henrique Chaves	BRA	Aston Martin AMR Vantage GT3	PROAM	6	1:41.807	11	1:42.037	8	1:42.043	9	1:42.202	10	1:42.773	4
15	75	Team ISR	CZE	Filip Salaquarda	CZE	Libor Milota	CZE	Audi R8 LMS GT3 Evo II	PROAM	7	1:41.856	8	1:42.017	10	1:42.322	6	1:44.265	2	1:46.323	7
16	24	Greystone GT	GBR	Andrey Borodin	GBR	Oliver Webb	GBR	McLaren 720s GT3 Evo	PROAM	8	1:42.141	4	1:42.237	2	1:55.446	10	3:07.289	6	4:36.898	7
17	6	Baron Motorsport Team	AUT	Andrzej Lewandowski	POL	Adrian Lewandowski	POL	Ferrari 296 GT3	AM	2	1:42.173	11	1:42.492	9	1:42.605	5	1:42.820	4	1:43.149	2
18	16	AF Corse	ITA	Marcelo Hahn	BRA	Galid Osman	BRA	Ferrari 296 GT3	AM	3	1:42.223	10	1:42.293	7	1:43.146	3	1:43.792	2	1:44.140	9
19	26	Saintéloc Racing	FRA	Michaël Blanchemain	FRA	Jim Pla	FRA	Audi R8 LMS GT3 Evo II	PROAM	9	1:42.311	12	1:42.517	10	1:42.741	11	1:43.246	2	1:43.255	5
20	79	Sendom Racing Team	POL	Seweryn Mazur	POL		POL	Lamborghini Huracan Evo 2	AM	4	1:42.494	2	1:42.636	6	2:00.336	5	2:01.673	4	2:10.718	7
21	12	Fach Auto Tech	CHE	Joel Monegro Reyes	DOM		DOM	Porsche 911 GT3 R EVO (992)	AM	5	1:42.854	4	1:43.149	8	1:43.184	2	1:43.215	3	1:43.315	6
22	14	Good Speed Racing Team	POL	Piotr Wira	POL		POL	Aston Martin AMR Vantage GT3	AM	6	1:43.036	7	1:43.059	8	1:43.421	9	1:43.961	2	1:48.318	3
23	777	Olimp Racing	POL	Marcin Jedliński	POL	Karol Basz	POL	Ferrari 296 GT3 EVO	PROAM	10	1:43.099	11	1:43.136	8	1:43.163	10	1:43.270	9	1:44.769	3
24	18	Dinamic GT	ITA	Philipp Sager	AUT	Christian Engelhart	DEU	Porsche 911 GT3 R EVO (992)	PROAM	11	1:43.203	10	1:43.451	9	1:43.666	6	1:43.820	3	1:43.904	2
25	917	AF Motorsport	PRT	André Fernandes	PRT	Angelo Fontana	VEN	Porsche 991.2 GT3R	AM	7	1:43.274	7	1:43.577	6	1:44.618	2	1:45.015	4	1:52.679	8
26	77	Grupo Prom Racing Team	DEU	Alfredo Hernández	MEX		MEX	Mercedes AMG GT3 EVO	AM	8	1:44.622	7	1:44.853	8	1:44.996	9	1:45.943	4	1:46.717	10



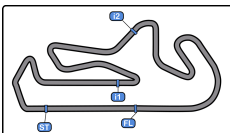


**Autodromo Int. do Algarve**  
**International GT Open**  
**Qualifying - 2 Driver - 2**  
**Best 5 Top Speeds**



Cl	N°	Entrant/Team	Nat	Driver 1	Nat	Driver 2	Nat	Vehicle	Cat	Cl	Top 1		Top 2		Top 3		Top 4		Top 5		Avg
											Km/h	Lap	Km/h	Lap	Km/h	Lap	Km/h	Lap	Km/h	Lap	
1	28	Team Motopark	GER	Marcelo Ramírez	MEX	Dominik Baumann	AUT	Mercedes AMG GT3 EVO	PRO	1	270.6	11	270.0	10	269.3	9	268.6	7	267.3	5	269.1
2	54	CBRX by SPS	GER	Dexter Müller	CHE	Yannick Mettler	CHE	Mercedes AMG GT3 EVO	PROAM	1	269.3	10	267.3	5	267.3	11	266.6	4	266.6	6	267.4
3	75	Team ISR	CZE	Filip Salaquarda	CZE	Libor Milota	CZE	Audi R8 LMS GT3 Evo II	PROAM	2	269.3	11	268.6	9	268.6	10	266.6	6	266.6	7	267.9
4	71	Team Motopark	GER	Christian Mansell	AUS	Maximilian Götz	GER	Mercedes AMG GT3 EVO	PRO	2	268.6	7	267.9	8	267.9	9	266.0	4	265.3	3	267.2
5	33	Greystone GT	GBR	Zac Meakin	GBR	Dean Macdonald	GBR	McLaren 720s GT3 Evo	PRO	3	267.9	12	266.6	10	266.0	5	266.0	7	266.0	9	266.5
6	96	AF Corse	ITA	Yaroslav Veselaho	CZE	Thomas Neubauer	FRA	Ferrari 296 GT3 EVO	PRO	4	267.9	10	266.6	8	266.0	4	266.0	5	266.0	9	266.5
7	6	Baron Motorsport Team	POL	Andrzej Lewandowski	POL	Adrian Lewandowski	POL	Ferrari 296 GT3	AM	1	267.3	12	265.3	10	264.0	4	263.4	3	263.4	5	264.7
8	18	Dinamic GT	ITA	Philipp Sager	AUT	Christian Engelhart	GER	Porsche 911 GT3 R EVO (992)	PROAM	3	267.3	13	266.6	10	266.0	12	264.7	4	264.0	5	265.7
9	26	Saintéloc Racing	FRA	Michaël Blanchemain	FRA	Jim Pla	FRA	Audi R8 LMS GT3 Evo II	PROAM	4	267.3	12	266.6	3	266.6	11	266.6	13	266.0	9	266.6
10	51	AF Corse	ITA	Rafael Durán	ESP	Tommaso Mosca	ITA	Ferrari 296 GT3 EVO	PRO	5	267.3	8	267.3	10	266.6	9	266.0	3	266.0	7	266.6
11	97	Blackthorn	GBR	Charles Bateman	GBR	Henrique Chaves	PRT	Aston Martin AMR Vantage GT3	PROAM	5	267.3	10	267.3	11	266.6	9	266.6	12	264.0	6	266.4
12	17	Elite Motorsport with Entire Race Engineering	GBR	Tom Emson	GBR	Tom Lebbon	GBR	Ferrari 296 GT3 EVO	PRO	6	266.6	11	264.7	12	264.0	5	264.0	10	263.4	7	264.5
13	88	Track Focused	GBR	Darren Kell	GBR	James Kell	GBR	McLaren 720 Evo GT3	PROAM	6	266.6	12	264.7	4	262.7	10	262.7	11	261.5	5	263.6
14	911	ZRS Motorsport	ITA	Pietro Armanni	ITA	Alex Fontana	CHE	Porsche 911 GT3 R EVO (992)	PRO	7	266.6	10	266.6	11	266.6	13	266.0	12	265.3	9	266.2
15	5	Olimp Racing	POL	Stanislaw Jedliński	POL	Krystian Korzeniowski	POL	Ferrari 296 GT3	AM	2	266.0	10	266.0	11	265.3	4	265.3	6	265.3	12	265.6
16	12	Fach Auto Tech	CHE	Joel Monegro Reyes	DOM		POR	Porsche 911 GT3 R EVO (992)	AM	3	266.0	7	264.7	9	264.0	5	264.0	6	264.0	8	264.5
17	25	Into Africa Racing by Dragon Racing Intl.	ARE	Xolile Letlaka	ZAF	Axcil Jefferies	ZWE	Ferrari 296 GT3	PROAM	7	266.0	11	265.3	7	265.3	10	265.3	12	264.7	6	265.3
18	55	AF Corse	ITA	Laurent De Meeus	BEL	Vincent Abril	FRA	Ferrari 296 GT3 EVO	PROAM	8	266.0	8	264.7	3	264.7	4	264.7	7	264.0	6	264.8
19	11	Fach Auto Tech	CHE	Alexander Schwarzer	MEX	Alexander Fach	CHE	Porsche 911 GT3 R EVO (992)	PROAM	9	265.3	9	264.0	8	264.0	10	263.4	3	263.4	7	264.0
20	24	Greystone GT	GBR	Andrey Borodin	IND	Oliver Webb	GBR	McLaren 720s GT3 Evo	PROAM	10	264.7	10	264.0	5	264.0	9	263.4	3	263.4	4	263.9
21	77	Grupo Prom Racing Team	DEU	Alfredo Hernández	MEX			Mercedes AMG GT3 EVO	AM	4	264.7	11	262.7	12	262.1	8	262.1	9	262.1	10	262.7
22	79	Sendom Racing Team	POL	Seweryn Mazur	POL			Lamborghini Huracan Evo 2	AM	5	264.7	3	264.7	4	264.0	7	262.1	2	261.5	6	263.4
23	777	Olimp Racing	POL	Marcin Jedliński	POL	Karol Basz	POL	Ferrari 296 GT3 EVO	PROAM	11	264.7	12	264.0	11	263.4	9	263.4	10	262.7	3	263.6
24	14	Good Speed Racing Team	POL	Piotr Wira	POL			Aston Martin AMR Vantage GT3	AM	6	263.4	9	263.4	10	262.7	5	262.1	7	262.1	8	262.7
25	16	AF Corse	ITA	Marcelo Hahn	BRA	Galid Osman	BRA	Ferrari 296 GT3	AM	7	263.4	11	262.7	8	262.1	9	262.1	10	262.1	12	262.5
26	917	AF Motorsport	PRT	André Fernandes	VEN	Angelo Fontana	VEN	Porsche 991.2 GT3R	AM	8	263.4	8	262.7	6	262.7	7	260.2	3	260.2	5	261.8





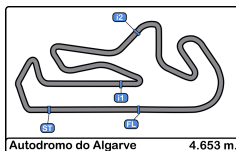
**Autodromo Int. do Algarve**  
**International GT Open**  
**Qualifying - 2 Driver - 2**  
**Fastest Laps Sequence**

Autodromo do Algarve 4.653 m.



Lap	Time of Day	Session Time	Nº Entrant/Team	Nat	Driver 1	Nat	Driver 2	Nat	Vehicle	Cat	Time	Km/h
2	9:38:48.101	3:48.101	<b>25</b> Into Africa Racing by Dragon Racing Intl.		Xolile Letlaka		<b>Axcil Jefferies</b>		Ferrari 296 GT3	PROAM	<b>1:50.144</b>	152.0
2	9:38:51.775	3:51.775	<b>33</b> Greystone GT		Zac Meakin		<b>Dean Macdonald</b>		McLaren 720s GT3 Evo	PRO	<b>1:49.841</b>	152.5
2	9:38:53.716	3:53.716	<b>77</b> Grupo Prom Racing Team		Alfredo Hernández				Mercedes AMG GT3 EVO	AM	<b>1:49.272</b>	153.2
2	9:38:58.987	3:58.987	<b>75</b> Team ISR		<b>Filip Salaquarda</b>		Libor Milota		Audi R8 LMS GT3 Evo II	PROAM	<b>1:44.265</b>	160.6
2	9:39:04.452	4:04.452	<b>24</b> Greystone GT		Andrey Borodin		<b>Oliver Webb</b>		McLaren 720s GT3 Evo	PROAM	<b>1:42.237</b>	163.8
2	9:40:17.416	5:17.416	<b>911</b> ZRS Motorsport		<b>Pietro Armani</b>		Alex Fontana		Porsche 911 GT3 R EVO (992)	PRO	<b>1:41.750</b>	164.6
3	9:40:19.437	5:19.437	<b>11</b> Fach Auto Tech		Alexander Schwarzer		<b>Alexander Fach</b>		Porsche 911 GT3 R EVO (992)	PROAM	<b>1:41.214</b>	165.4
4	9:43:10.266	8:10.266	<b>88</b> Track Focused		Darren Kell		<b>James Kell</b>		McLaren 720 Evo GT3	PROAM	<b>1:41.212</b>	165.5
3	9:43:31.351	8:31.351	<b>54</b> CBRX by SPS		Dexter Müller		<b>Yannick Mettler</b>		Mercedes AMG GT3 EVO	PROAM	<b>1:40.977</b>	165.8
6	9:47:28.431	12:28.431	<b>33</b> Greystone GT		Zac Meakin		<b>Dean Macdonald</b>		McLaren 720s GT3 Evo	PRO	<b>1:40.868</b>	166.0
9	9:56:25.955	21:25.955	<b>33</b> Greystone GT		Zac Meakin		<b>Dean Macdonald</b>		McLaren 720s GT3 Evo	PRO	<b>1:40.501</b>	166.6
11	9:59:47.199	24:47.199	<b>33</b> Greystone GT		Zac Meakin		<b>Dean Macdonald</b>		McLaren 720s GT3 Evo	PRO	<b>1:40.469</b>	166.7





**Autodromo Int. do Algarve**  
**International GT Open**  
**Qualifying - 2 Driver - 2**  
**Pit Stop Analysis**



<b>5</b>	Stanislaw Jedliński	Ferrari 296 GT3					
AM	Krystian Korzeniowski	Olimp Racing					
Nº	In Day Time	In Time	Out Time	Pit Time	T. Pit Time	Handicap	Diff.
1	9:46:10.175	9:46:10.175	9:47:26.177	1:16.002	1:16.002		
2	9:49:15.395	9:49:15.395	9:52:11.612	2:56.217	4:12.219		

<b>6</b>	Andrzej Lewandowski	Ferrari 296 GT3					
AM	Adrian Lewandowski	Baron Motorsport Team					
Nº	In Day Time	In Time	Out Time	Pit Time	T. Pit Time	Handicap	Diff.
1	9:46:55.785	9:46:55.785	9:50:14.986	3:19.201	3:19.201		

<b>11</b>	Alexander Schwarzer	Porsche 911 GT3 R EVO (992)					
PROAM	Alexander Fach	Fach Auto Tech					
Nº	In Day Time	In Time	Out Time	Pit Time	T. Pit Time	Handicap	Diff.
1	9:42:02.668	9:42:02.668	9:48:50.440	6:47.772	6:47.772		

<b>14</b>	Piotr Wira	Aston Martin AMR Vantage GT3 EVO					
AM		Good Speed Racing Team					
Nº	In Day Time	In Time	Out Time	Pit Time	T. Pit Time	Handicap	Diff.
1	9:45:22.464	9:45:22.464	9:47:38.426	2:15.962	2:15.962		

<b>16</b>	Marcelo Hahn	Ferrari 296 GT3					
AM	Galid Osman	AF Corse					
Nº	In Day Time	In Time	Out Time	Pit Time	T. Pit Time	Handicap	Diff.
1	9:42:42.515	9:42:42.515	9:46:42.126	3:59.611	3:59.611		

<b>17</b>	Tom Emson	Ferrari 296 GT3 EVO					
PRO	Tom Lebbon	Elite Motorsport with Entire Race Engine					
Nº	In Day Time	In Time	Out Time	Pit Time	T. Pit Time	Handicap	Diff.
1	9:39:26.221	9:39:26.221	9:40:30.953	1:04.732	1:04.732		
2	9:49:17.833	9:49:17.833	9:51:50.794	2:32.961	3:37.693		

<b>18</b>	Philipp Sager	Porsche 911 GT3 R EVO (992)					
PROAM	Christian Engelhart	Dinamic GT					
Nº	In Day Time	In Time	Out Time	Pit Time	T. Pit Time	Handicap	Diff.
1	9:48:03.176	9:48:03.176	9:50:42.277	2:39.101	2:39.101		

<b>24</b>	Andrey Borodin	McLaren 720s GT3 Evo					
PROAM	Oliver Webb	Greystone GT					
Nº	In Day Time	In Time	Out Time	Pit Time	T. Pit Time	Handicap	Diff.
1	9:44:19.883	9:44:19.883	9:45:41.736	1:21.853	1:21.853		
2	9:47:27.150	9:47:27.150	9:50:26.403	2:59.253	4:21.106		

<b>25</b>	Xolile Letlaka	Ferrari 296 GT3					
PROAM	Axcil Jefferies	Into Africa Racing by Dragon Racing Intl.					
Nº	In Day Time	In Time	Out Time	Pit Time	T. Pit Time	Handicap	Diff.
1	9:38:43.998	9:38:43.998	9:39:52.860	1:08.862	1:08.862		
2	9:48:59.411	9:48:59.411	9:49:53.964	54.553	2:03.415		

<b>26</b>	Michaël Blanchemain	Audi R8 LMS GT3 Evo II					
PROAM	Jim Pla	Saintéloc Racing					
Nº	In Day Time	In Time	Out Time	Pit Time	T. Pit Time	Handicap	Diff.
1	9:49:01.405	9:49:01.405	9:50:18.363	1:16.958	1:16.958		

<b>28</b>	Marcelo Ramírez	Mercedes AMG GT3 EVO					
PRO	Dominik Baumann	Team Motopark					
Nº	In Day Time	In Time	Out Time	Pit Time	T. Pit Time	Handicap	Diff.
1	9:38:54.359	9:38:54.359	9:41:36.589	2:42.230	2:42.230		
2	9:50:18.186	9:50:18.186	9:53:30.918	3:12.732	5:54.962		

<b>33</b>	Zac Meakin	McLaren 720s GT3 Evo					
PRO	Dean Macdonald	Greystone GT					
Nº	In Day Time	In Time	Out Time	Pit Time	T. Pit Time	Handicap	Diff.
1	9:38:47.627	9:38:47.627	9:40:33.785	1:46.158	1:46.158		
2	9:49:13.422	9:49:13.422	9:52:59.366	3:45.944	5:32.102		

<b>51</b>	Rafael Durán	Ferrari 296 GT3 EVO					
PRO	Tommaso Mosca	AF Corse					
Nº	In Day Time	In Time	Out Time	Pit Time	T. Pit Time	Handicap	Diff.
1	9:46:21.593	9:46:21.593	9:53:27.086	7:05.493	7:05.493		

<b>54</b>	Dexter Müller	Mercedes AMG GT3 EVO					
PROAM	Yannick Mettler	CBRX by SPS					
Nº	In Day Time	In Time	Out Time	Pit Time	T. Pit Time	Handicap	Diff.
1	9:37:28.216	9:37:28.216	9:40:03.060	2:34.844	2:34.844		
2	9:48:42.004	9:48:42.004	9:52:22.426	3:40.422	6:15.266		

<b>55</b>	Laurent De Meeus	Ferrari 296 GT3 EVO					
PROAM	Vincent Abril	AF Corse					
Nº	In Day Time	In Time	Out Time	Pit Time	T. Pit Time	Handicap	Diff.
1	9:43:49.693	9:43:49.693	9:46:34.697	2:45.004	2:45.004		

<b>71</b>	Christian Mansell	Mercedes AMG GT3 EVO					
PRO	Maximilian Götz	Team Motopark					
Nº	In Day Time	In Time	Out Time	Pit Time	T. Pit Time	Handicap	Diff.
1	9:44:44.314	9:44:44.314	9:52:19.893	7:35.579	7:35.579		

<b>75</b>	Filip Salaquarda	Audi R8 LMS GT3 Evo II					
PROAM	Libor Milota	Team ISR					
Nº	In Day Time	In Time	Out Time	Pit Time	T. Pit Time	Handicap	Diff.
1	9:40:45.423	9:40:45.423	9:42:19.602	1:34.179	1:34.179		

<b>77</b>	Alfredo Hernández	Mercedes AMG GT3 EVO					
AM		Grupo Prom Racing Team					
Nº	In Day Time	In Time	Out Time	Pit Time	T. Pit Time	Handicap	Diff.
1	9:44:15.136	9:44:15.136	9:45:21.563	1:06.427	1:06.427		

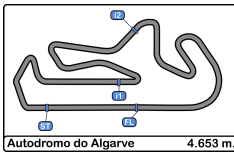
<b>79</b>	Seweryn Mazur	Lamborghini Huracan Evo 2					
AM		Sendom Racing Team					
Nº	In Day Time	In Time	Out Time	Pit Time	T. Pit Time	Handicap	Diff.
1	9:49:41.598	9:49:41.598	9:52:02.165	2:20.567	2:20.567		
2	9:54:12.408	9:54:12.408	9:55:33.491	1:21.083	3:41.650		

<b>88</b>	Darren Kell	McLaren 720 Evo GT3					
PROAM	James Kell	Track Focused					
Nº	In Day Time	In Time	Out Time	Pit Time	T. Pit Time	Handicap	Diff.
1	9:38:45.358	9:38:45.358	9:39:48.825	1:03.467	1:03.467		
2	9:48:20.400	9:48:20.400	9:49:54.760	1:34.360	2:37.827		

<b>96</b>	Yaroslav Veselaho	Ferrari 296 GT3 EVO					
PRO	Thomas Neubauer	AF Corse					
Nº	In Day Time	In Time	Out Time	Pit Time	T. Pit Time	Handicap	Diff.
1	9:50:45.196	9:50:45.196	9:52:37.425	1:52.229	1:52.229		

<b>97</b>	Charles Bateman	Aston Martin AMR Vantage GT3 EVO					
PROAM	Henrique Chaves	Blackthorn					
Nº	In Day Time	In Time	Out Time	Pit Time	T. Pit Time	Handicap	Diff.
1	9:37:43.878	9:37:43.878	9:42:09.758	4:25.880	4:25.880		
2	9:50:51.008	9:50:51.008	9:51:57.127	1:06.119	5:31.999		





Autodromo do Algarve 4.653 m.

# Autodromo Int. do Algarve International GT Open Qualifying - 2 Driver - 2 Pit Stop Analysis



**777** Marcin Jedliński Ferrari 296 GT3 EVO

PROAM Karol Basz Olimp Racing

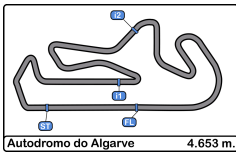
Nº	In Day Time	In Time	Out Time	Pit Time	T. Pit Time	Handicap	Diff.
1	9:46:37.739	9:46:37.739	9:49:48.355	3:10.616	3:10.616		

**911** Pietro Armani Porsche 911 GT3 R EVO (992)

PRO Alex Fontana ZRS Motorsport

Nº	In Day Time	In Time	Out Time	Pit Time	T. Pit Time	Handicap	Diff.
1	9:49:09.582	9:49:09.582	9:50:43.594	1:34.012	1:34.012		

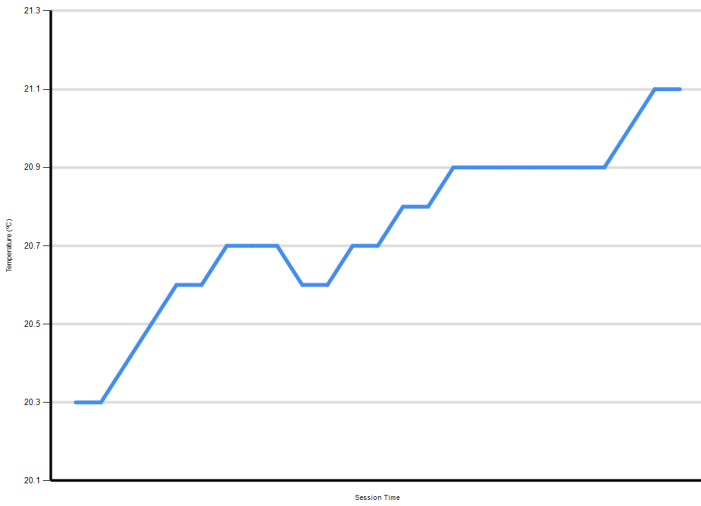




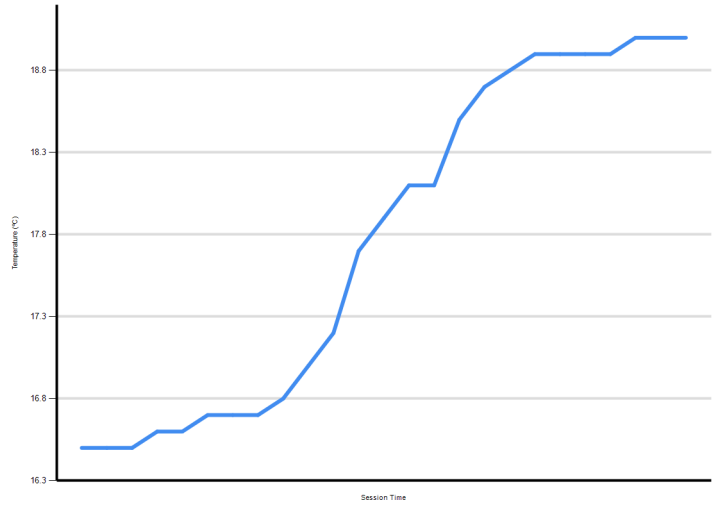
**Autodromo Int. do Algarve**  
**International GT Open**  
**Qualifying - 2 Driver - 2**  
**Weather Report**



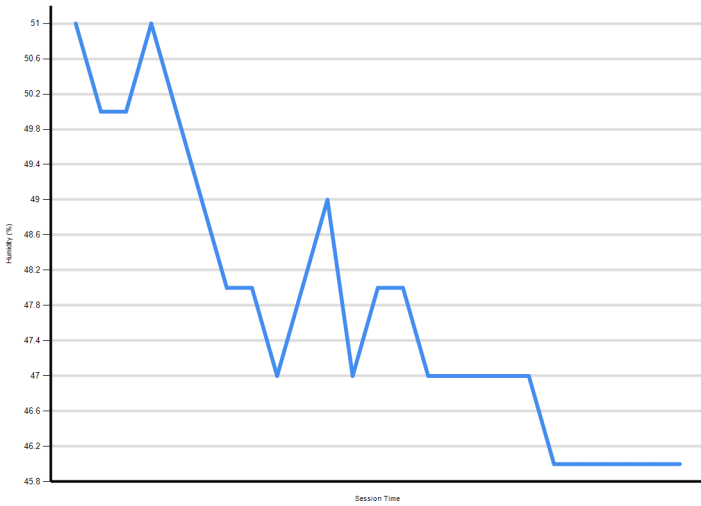
Air Temperature



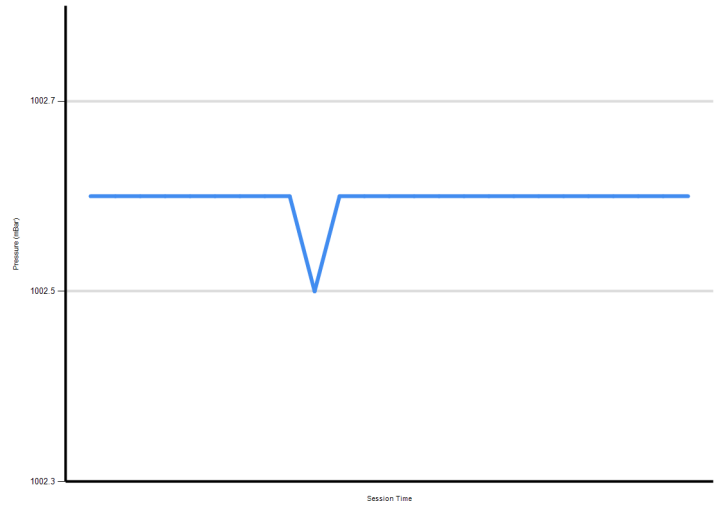
Track Temperature



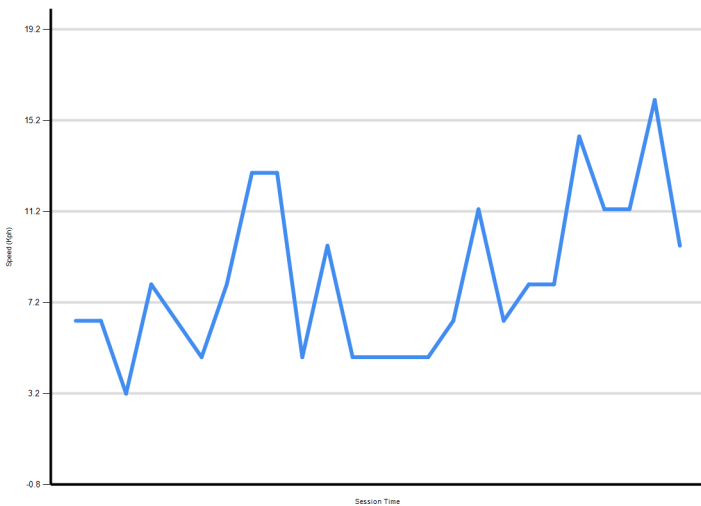
Humidity



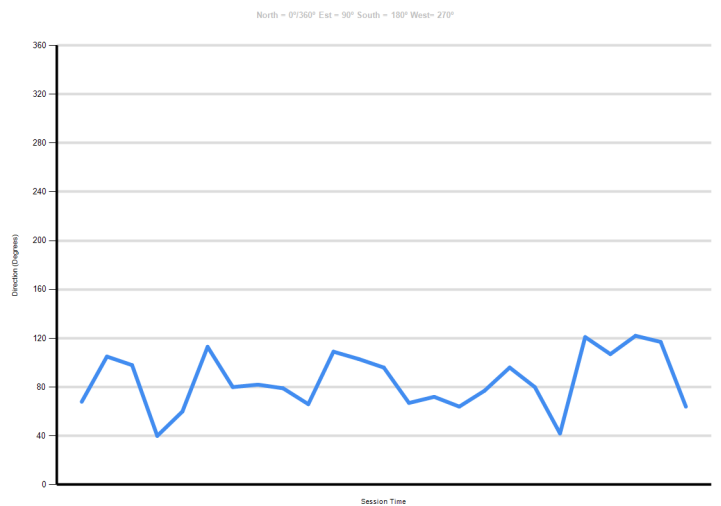
Pressure



Wind Speed



Wind direction



North = 0°/360° East = 90° South = 180° West = 270°

