

Misano
International GT Open
Qualifying - 1 Driver - 1
Provisional Results



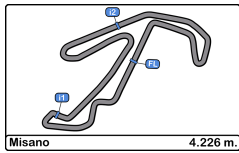
| Cls | N° | Entrant/Team | Nat | Driver 1 | Nat | Driver 2 | Nat | Vehicle | Cat | Cls | Laps | Best | Time | Gap | Interval | Km/h |
|-----|-----|---|-----|---------------------|-----|-----------------------|-----|--------------------------------|--------|-----|------|------|----------|--------|----------|-------|
| 1 | 33 | Greystone GT | GBR | Zac Meakin | GBR | Dean Macdonald | GBR | McLaren 720s GT3 Evo | PRO | 1 | 11 | 11 | 1:31.194 | | | 166.8 |
| 2 | 17 | Elite Motorsport with Entire Race Engineering | GBR | Tom Emson | GBR | Tom Lebbon | GBR | Ferrari 296 GT3 EVO | PRO | 2 | 12 | 12 | 1:31.479 | 0.285 | 0.285 | 166.3 |
| 3 | 777 | Olimp Racing | POL | Marcin Jedliński | POL | Karol Basz | POL | Ferrari 296 GT3 EVO | PROAM | 1 | 11 | 10 | 1:31.533 | 0.339 | 0.054 | 166.2 |
| 4 | 63 | Scuderia Villorba Corse | ITA | Leonardo Moncini | ITA | Rodrigo Testa | ITA | Lamborghini Huracan Evo 2 | PRO | 3 | 10 | 10 | 1:31.869 | 0.675 | 0.336 | 165.6 |
| 5 | 71 | Team Motopark | DEU | Christian Mansell | AUS | Maximilian Götzt | DEU | Mercedes AMG GT3 EVO | PRO | 4 | 12 | 11 | 1:31.955 | 0.761 | 0.086 | 165.4 |
| 6 | 26 | Saintéloc Racing | FRA | Michaël Blanchemain | FRA | Jim Pla | FRA | Audi R8 LMS GT3 Evo II | PROAM | 2 | 14 | 13 | 1:31.965 | 0.771 | 0.010 | 165.4 |
| 7 | 55 | AF Corse | ITA | Laurent De Meeus | BEL | Vincent Abril | FRA | Ferrari 296 GT3 EVO | PROAM | 3 | 13 | 10 | 1:32.118 | 0.924 | 0.153 | 165.1 |
| 8 | 707 | Al Manar by Dragon Racing | OMN | Al Faisal Al Zubair | OMN | David Fumanelli | ITA | Ferrari 296 GT3 EVO | PRO | 5 | 12 | 12 | 1:32.229 | 1.035 | 0.111 | 164.9 |
| 9 | 911 | ZRS Motorsport | ITA | Pietro Armani | ITA | Alex Fontana | CHE | Porsche 911 GT3 R EVO (992) | PRO | 6 | 12 | 12 | 1:32.283 | 1.089 | 0.054 | 164.8 |
| 10 | 75 | Team ISR | CZE | Filip Salaquarda | CZE | Libor Milota | CZE | Audi R8 LMS GT3 Evo II | PROAM | 4 | 15 | 14 | 1:32.877 | 1.683 | 0.594 | 163.8 |
| 11 | 9 | GetSpeed | DEU | Anthony Bartone | USA | Fabian Schiller | DEU | Mercedes AMG GT3 EVO | PRO | 7 | 13 | 11 | 1:32.936 | 1.742 | 0.059 | 163.6 |
| 12 | 11 | Fach Auto Tech | CHE | Lucas Wolf | DEU | Alexander Fach | CHE | Porsche 911 GT3 R EVO (992) | PROAM | 5 | 12 | 11 | 1:32.992 | 1.798 | 0.056 | 163.6 |
| 13 | 7 | PTT Racing | POL | Hubert Darmetko | UKR | Fabian Dybionka | POL | BMW M4 GT3 EVO | PROAM* | 6 | 16 | 15 | 1:33.040 | 1.846 | 0.048 | 163.5 |
| 14 | 96 | AF Corse | ITA | Yaroslav Veselaho | ITA | Lorenzo Ferrari | ITA | Ferrari 296 GT3 EVO | PRO | 8 | 15 | 14 | 1:33.059 | 1.865 | 0.019 | 163.4 |
| 15 | 51 | AF Corse | ITA | Rafael Durán | ESP | Tommaso Mosca | ITA | Ferrari 296 GT3 EVO | PRO | 9 | 13 | 13 | 1:33.335 | 2.141 | 0.276 | 162.9 |
| 16 | 28 | Team Motopark | DEU | Marcelo Ramírez | MEX | Dominik Baumann | AUT | Mercedes AMG GT3 EVO | PRO | 10 | 13 | 13 | 1:33.970 | 2.776 | 0.635 | 161.8 |
| 17 | 79 | Sendom Racing Team | POL | Seweryn Mazur | POL | | | Lamborghini Huracan Evo 2 | AM | 1 | 7 | 5 | 1:34.002 | 2.808 | 0.032 | 161.8 |
| 18 | 39 | Target Racing | ITA | Huilin Han | CHN | | | Ferrari 296 GT3 | AM | 2 | 10 | 9 | 1:34.379 | 3.185 | 0.377 | 161.1 |
| 19 | 54 | CBRX by SPS | DEU | Dexter Müller | CHE | Yannick Mettler | CHE | Mercedes AMG GT3 EVO | PROAM | 7 | 16 | 13 | 1:34.380 | 3.186 | 0.001 | 161.1 |
| 20 | 12 | Fach Auto Tech | CHE | Joel Monegro Reyes | DOM | | | Porsche 911 GT3 R EVO (992) | AM | 3 | 15 | 9 | 1:34.449 | 3.255 | 0.069 | 161.0 |
| 21 | 6 | Baron Motorsport Team | AUT | Andrzej Lewandowski | POL | Adrian Lewandowski | POL | Ferrari 296 GT3 | AM | 4 | 15 | 6 | 1:35.347 | 4.153 | 0.898 | 159.5 |
| 22 | 88 | Track Focused | GBR | Darren Kell | GBR | James Kell | GBR | McLaren 720 Evo GT3 | PROAM | 8 | 9 | 9 | 1:35.487 | 4.293 | 0.140 | 159.3 |
| 23 | 77 | Grupo Prom Racing Team | DEU | Alfredo Hernández | MEX | | | Mercedes AMG GT3 EVO | AM | 5 | 11 | 4 | 1:35.595 | 4.401 | 0.108 | 159.1 |
| 24 | 14 | Good Speed Racing Team | POL | Piotr Wira | POL | Tomasz Magdziarz | POL | Aston Martin AMR Vantage GT3 E | AM | 6 | 10 | 9 | 1:36.060 | 4.866 | 0.465 | 158.3 |
| 25 | 16 | AF Corse | ITA | Marcelo Hahn | BRA | Galid Osman | BRA | Ferrari 296 GT3 | AM | 7 | 10 | 4 | 1:36.090 | 4.896 | 0.030 | 158.3 |
| 26 | 25 | Into Africa Racing by Dragon Racing Intl. | ZAF | Xolile Letlaka | ZAF | Axcil Jefferies | ZAF | Ferrari 296 GT3 | PROAM | 9 | 14 | 8 | 1:36.530 | 5.336 | 0.440 | 157.6 |
| 27 | 81 | Norik Racing | JPN | Norikazu Shibata | JPN | Charles Fagg | GBR | Ferrari 296 GT3 | PROAM | 10 | 12 | 3 | 1:37.271 | 6.077 | 0.741 | 156.4 |
| 28 | 5 | Olimp Racing | POL | Stanislaw Jedliński | POL | Krystian Korzeniowski | POL | Ferrari 296 GT3 EVO | AM | 8 | 10 | 3 | 1:43.712 | 12.518 | 6.441 | 146.6 |

Published at:.....

Track Temp: 34.6 °C Air Temp: 23.9 °C Humidity: 54 % Track Status: DRY

| | | | |
|-----------------------|--------------------|--------------------|----------------|
| Race Director: | Alessandro Ferrari | Timekeeper: | Luis Garcia |
| | ACI DGA 392080 | | JCR-2654-ESP/M |





Misano
International GT Open
Qualifying - 1 Driver - 1
Track Limit



The Stewards, having received a report from Race Director, have considered the following matter and determine the following:

Session Qualifying - 1 Driver - 1
Fact The cars below did not use the track at the turns listed below

Infringement Breach of Appendix L Chapter IV Article 2 c) of the FIA International Sporting Code and Article 19.4/19.5 of the Sporting Regulations.

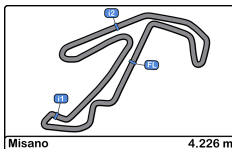
Decision Deletion of the lap times shown in accordance with Article 12.4.1.e of the FIA International Sporting Code.

Note

- Certain decisions of the Stewards are subject to appeal (Article 15 of the FIA International Sporting Code).
- These penalties are not subject to appeal Article.12.3.4 of the FIA International Sporting Code and Article 16.5 of the Sporting Regulations.
- According to Article.12.3.3.b of the FIA International Sporting Code these decisions become immediately binding even in case of an appeal.

| Ord | Turn | N° Driver | Entrant/Team | Time of Day | Lap Time |
|-----|------|-----------------------------|---|--------------|----------|
| 1 | 6 | 75 Salaquarda - Milota | Team ISR | 10:29:02.175 | 1:35.276 |
| 2 | 6 | 88 Kell - Kell | Track Focused | 10:29:08.449 | 1:37.886 |
| 3 | 8 | 14 Wira - Magdziarz | Good Speed Racing Team | 10:30:19.203 | 1:38.740 |
| 4 | 6 | 12 Joel Monegro Reyes | Fach Auto Tech | 10:30:47.913 | 1:35.399 |
| 5 | 6 | 9 Bartone - Schiller | GetSpeed | 10:32:01.450 | 1:37.552 |
| 6 | 6 | 12 Joel Monegro Reyes | Fach Auto Tech | 10:32:23.193 | 1:35.280 |
| 7 | 6 | 911 Armanni - Fontana | ZRS Motorsport | 10:33:04.861 | 1:35.390 |
| 8 | 3 | 17 Emson - Lebbon | Elite Motorsport with Entire Race Engineering | 10:33:19.598 | 1:36.692 |
| 9 | 6 | 88 Kell - Kell | Track Focused | 10:33:58.591 | 1:36.978 |
| 10 | 3 | 33 Meakin - Macdonald | Greystone GT | 10:34:16.094 | 1:32.187 |
| 11 | 6 | 17 Emson - Lebbon | Elite Motorsport with Entire Race Engineering | 10:34:51.356 | 1:31.758 |
| 12 | 6 | 9 Bartone - Schiller | GetSpeed | 10:35:15.766 | 1:40.616 |
| 13 | 16 | 28 Ramírez - Baumann | Team Motopark | 10:35:46.847 | 1:34.780 |
| 14 | 8 | 79 Seweryn Mazur | Sendom Racing Team | 10:36:09.036 | 1:48.469 |
| 15 | 3 | 9 Bartone - Schiller | GetSpeed | 10:36:49.138 | 1:33.372 |
| 16 | 8 | 6 Lewandowski - Lewandowski | Baron Motorsport Team | 10:36:59.092 | 1:35.414 |
| 17 | 16 | 79 Seweryn Mazur | Sendom Racing Team | 10:37:43.098 | 1:34.062 |
| 18 | 8 | 14 Wira - Magdziarz | Good Speed Racing Team | 10:37:52.548 | 2:42.010 |
| 19 | 3 | 9 Bartone - Schiller | GetSpeed | 10:38:35.641 | 1:46.503 |
| 20 | 6 | 26 Blanchemain - Pla | Saintéloc Racing | 10:38:48.299 | 1:32.352 |
| 21 | 6 | 5 Jedliński - Korzeniowski | Olimp Racing | 10:39:06.001 | 1:47.045 |
| 22 | 16 | 707 Al Zubair - Fumanelli | Al Manar by Dragon Racing | 10:39:44.761 | 4:28.628 |
| 23 | 8 | 6 Lewandowski - Lewandowski | Baron Motorsport Team | 10:39:51.977 | 2:52.885 |
| 24 | 6 | 54 Müller - Mettler | CBRX by SPS | 10:40:56.750 | 3:09.484 |
| 25 | 8 | 25 Letlaka - Jefferies | Into Africa Racing by Dragon Racing Intl. | 10:41:23.801 | 2:42.468 |
| 26 | 8 | 14 Wira - Magdziarz | Good Speed Racing Team | 10:41:24.608 | 1:36.979 |
| 27 | 6 | 7 Darmetko - Dybionka | PTT Racing | 10:41:26.069 | 3:06.307 |
| 28 | 6 | 96 Veselaho - Ferrari | AF Corse | 10:42:19.886 | 1:33.498 |
| 29 | 3 | 51 Durán - Mosca | AF Corse | 10:43:17.148 | 1:34.895 |
| 30 | 6 | 28 Ramírez - Baumann | Team Motopark | 10:50:21.239 | 6:27.569 |
| 31 | 16 | 6 Lewandowski - Lewandowski | Baron Motorsport Team | 10:53:57.896 | 3:47.335 |
| 32 | 5 | 6 Lewandowski - Lewandowski | Baron Motorsport Team | 10:57:09.060 | 1:35.248 |
| 33 | 3 | 17 Emson - Lebbon | Elite Motorsport with Entire Race Engineering | 10:57:40.195 | 1:31.691 |
| 34 | 4 | 9 Bartone - Schiller | GetSpeed | 10:58:35.321 | 1:32.826 |
| 35 | 5 | 6 Lewandowski - Lewandowski | Baron Motorsport Team | 10:58:43.415 | 1:34.355 |
| 36 | 16 | 9 Bartone - Schiller | GetSpeed | 11:00:46.392 | 2:11.071 |

The Stewards:



Misano
International GT Open
Qualifying - 1 Driver - 1
Provisional Results by Category



| PRO | | | | | | | | | | | | | | | | |
|-----|-----|---|-----|---------------------|-----|-----------------|-----|-----------------------------|-----|-----|------|------|----------|-------|----------|-------|
| Cls | N° | Entrant/Team | Nat | Driver 1 | Nat | Driver 2 | Nat | Vehicle | Cat | Cls | Laps | Best | Time | Gap | Interval | Km/h |
| 1 | 33 | Greystone GT | GBR | Zac Meakin | GBR | Dean Macdonald | GBR | McLaren 720s GT3 Evo | PRO | 1 | 11 | 11 | 1:31.194 | | | 166.8 |
| 2 | 17 | Elite Motorsport with Entire Race Engineering | GBR | Tom Emson | GBR | Tom Lebbon | GBR | Ferrari 296 GT3 EVO | PRO | 2 | 12 | 12 | 1:31.479 | 0.285 | 0.285 | 166.3 |
| 3 | 63 | Scuderia Villorba Corse | ITA | Leonardo Moncini | ITA | Rodrigo Testa | ITA | Lamborghini Huracan Evo 2 | PRO | 3 | 10 | 10 | 1:31.869 | 0.675 | 0.390 | 165.6 |
| 4 | 71 | Team Motopark | DEU | Christian Mansell | AUS | Maximilian Götz | DEU | Mercedes AMG GT3 EVO | PRO | 4 | 12 | 11 | 1:31.955 | 0.761 | 0.086 | 165.4 |
| 5 | 707 | Al Manar by Dragon Racing | QAT | Al Faisal Al Zubair | AUS | David Fumanelli | ITA | Ferrari 296 GT3 EVO | PRO | 5 | 12 | 12 | 1:32.229 | 1.035 | 0.274 | 164.9 |
| 6 | 911 | ZRS Motorsport | ITA | Pietro Armani | ITA | Alex Fontana | CHE | Porsche 911 GT3 R EVO (992) | PRO | 6 | 12 | 12 | 1:32.283 | 1.089 | 0.054 | 164.8 |
| 7 | 9 | GetSpeed | DEU | Anthony Bartone | USA | Fabian Schiller | DEU | Mercedes AMG GT3 EVO | PRO | 7 | 13 | 11 | 1:32.936 | 1.742 | 0.653 | 163.6 |
| 8 | 96 | AF Corse | ITA | Yaroslav Veselaho | UKR | Lorenzo Ferrari | ITA | Ferrari 296 GT3 EVO | PRO | 8 | 15 | 14 | 1:33.059 | 1.865 | 0.123 | 163.4 |
| 9 | 51 | AF Corse | ITA | Rafael Durán | ESP | Tommaso Mosca | ITA | Ferrari 296 GT3 EVO | PRO | 9 | 13 | 13 | 1:33.335 | 2.141 | 0.276 | 162.9 |
| 10 | 28 | Team Motopark | DEU | Marcelo Ramírez | MEX | Dominik Baumann | AUT | Mercedes AMG GT3 EVO | PRO | 10 | 13 | 13 | 1:33.970 | 2.776 | 0.635 | 161.8 |

| PROAM | | | | | | | | | | | | | | | | |
|-------|-----|---|-----|---------------------|-----|-----------------|-----|-----------------------------|--------|-----|------|------|----------|-------|----------|-------|
| Cls | N° | Entrant/Team | Nat | Driver 1 | Nat | Driver 2 | Nat | Vehicle | Cat | Cls | Laps | Best | Time | Gap | Interval | Km/h |
| 1 | 777 | Olimp Racing | POL | Marcin Jedliński | POL | Karol Basz | POL | Ferrari 296 GT3 EVO | PROAM | 1 | 11 | 10 | 1:31.533 | | | 166.2 |
| 2 | 26 | Saintéloc Racing | FRA | Michaël Blanchemain | FRA | Jim Pla | FRA | Audi R8 LMS GT3 Evo II | PROAM | 2 | 14 | 13 | 1:31.965 | 0.432 | 0.432 | 165.4 |
| 3 | 55 | AF Corse | ITA | Laurent De Meeus | BEL | Vincent Abril | FRA | Ferrari 296 GT3 EVO | PROAM | 3 | 13 | 10 | 1:32.118 | 0.585 | 0.153 | 165.1 |
| 4 | 75 | Team ISR | CZE | Filip Salaquarda | CZE | Libor Milota | CZE | Audi R8 LMS GT3 Evo II | PROAM | 4 | 15 | 14 | 1:32.877 | 1.344 | 0.759 | 163.8 |
| 5 | 11 | Fach Auto Tech | CHE | Lucas Wolf | CHE | Alexander Fach | CHE | Porsche 911 GT3 R EVO (992) | PROAM | 5 | 12 | 11 | 1:32.992 | 1.459 | 0.115 | 163.6 |
| 6 | 7 | PTT Racing | POL | Hubert Darmetko | POL | Fabian Dybionka | POL | BMW M4 GT3 EVO | PROAM* | 6 | 16 | 15 | 1:33.040 | 1.507 | 0.048 | 163.5 |
| 7 | 54 | CBRX by SPS | DEU | Dexter Müller | CHE | Yannick Mettler | CHE | Mercedes AMG GT3 EVO | PROAM | 7 | 16 | 13 | 1:34.380 | 2.847 | 1.340 | 161.1 |
| 8 | 88 | Track Focused | GBR | Darren Kell | GBR | James Kell | GBR | McLaren 720 Evo GT3 | PROAM | 8 | 9 | 9 | 1:35.487 | 3.954 | 1.107 | 159.3 |
| 9 | 25 | Into Africa Racing by Dragon Racing Intl. | ZAF | Xolile Letlaka | ZAF | Axcil Jefferies | ZWE | Ferrari 296 GT3 | PROAM | 9 | 14 | 8 | 1:36.530 | 4.997 | 1.043 | 157.6 |
| 10 | 81 | Norik Racing | JPN | Norikazu Shibata | JPN | Charles Fagg | GBR | Ferrari 296 GT3 | PROAM | 10 | 12 | 3 | 1:37.271 | 5.738 | 0.741 | 156.4 |

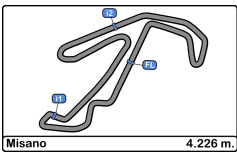
| AM | | | | | | | | | | | | | | | | |
|-----|----|------------------------|-----|---------------------|-----|--------------------|-----|--------------------------------|-----|-----|------|------|----------|-------|----------|-------|
| Cls | N° | Entrant/Team | Nat | Driver 1 | Nat | Driver 2 | Nat | Vehicle | Cat | Cls | Laps | Best | Time | Gap | Interval | Km/h |
| 1 | 79 | Sendom Racing Team | POL | Seweryn Mazur | POL | | | Lamborghini Huracan Evo 2 | AM | 1 | 7 | 5 | 1:34.002 | | | 161.8 |
| 2 | 39 | Target Racing | ITA | Huilin Han | CHN | | | Ferrari 296 GT3 | AM | 2 | 10 | 9 | 1:34.379 | 0.377 | 0.377 | 161.1 |
| 3 | 12 | Fach Auto Tech | CHE | Joel Monegro Reyes | DOM | | | Porsche 911 GT3 R EVO (992) | AM | 3 | 15 | 9 | 1:34.449 | 0.447 | 0.070 | 161.0 |
| 4 | 6 | Baron Motorsport Team | AUT | Andrzej Lewandowski | POL | Adrian Lewandowski | POL | Ferrari 296 GT3 | AM | 4 | 15 | 6 | 1:35.347 | 1.345 | 0.898 | 159.5 |
| 5 | 77 | Grupo Prom Racing Team | DEU | Alfredo Hernández | MEX | | | Mercedes AMG GT3 EVO | AM | 5 | 11 | 4 | 1:35.595 | 1.593 | 0.248 | 159.1 |
| 6 | 14 | Good Speed Racing Team | POL | Piotr Wira | POL | Tomasz Magdziarz | POL | Aston Martin AMR Vantage GT3 E | AM | 6 | 10 | 9 | 1:36.060 | 2.058 | 0.465 | 158.3 |
| 7 | 16 | AF Corse | ITA | Marcelo Hahn | BRA | Galid Osman | BRA | Ferrari 296 GT3 | AM | 7 | 10 | 4 | 1:36.090 | 2.088 | 0.030 | 158.3 |

Published at:.....

Track Temp: 34.6 °C Air Temp: 23.9 °C Humidity: 54 % Track Status: DRY

| | | | |
|-----------------------|--------------------|--------------------|----------------|
| Race Director: | Alessandro Ferrari | Timekeeper: | Luis Garcia |
| | ACI DGA 392080 | | JCR-2654-ESP/M |





Misano
International GT Open
Qualifying - 1 Driver - 1
Provisional Results by Category



| AM | | | | | | | | | | | | | | | | |
|-----|----|--------------|-----|----------------------------|-----|-----------------------|-----|---------------------|-----|-----|------|------|----------|-------|----------|-------|
| Cls | N° | Entrant/Team | Nat | Driver 1 | Nat | Driver 2 | Nat | Vehicle | Cat | Cls | Laps | Best | Time | Gap | Interval | Km/h |
| 8 | 5 | Olimp Racing | | Stanislaw Jedliński | | Krystian Korzeniowski | | Ferrari 296 GT3 EVO | AM | 8 | 10 | 3 | 1:43.712 | 9.710 | 7.622 | 146.6 |

Published at:.....

Track Temp: **34.6 °C** Air Temp: **23.9 °C** Humidity: **54 %** Track Status: **DRY**

Race Director:

Alessandro Ferrari

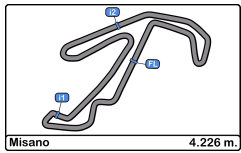
ACI DGA 392080

Timekeeper:

Luis Garcia

JCR-2654-ESP/M



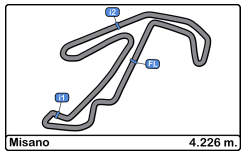


Misano
International GT Open
Qualifying - 1 Driver - 1
Lap Analysis



| 5 | | | | | | | 9 | | | | | | | | |
|--------------------------|---|-----------------------|---------------|---------------|---------------|--------|-----------------------------|----|------|-----------------------|---------------|---------------|---------------|---------|--------------|
| Stanislaw Jedliński | | | | | | | Anthony Bartone | | | | | | | | |
| Ferrari 296 GT3 EVO | | | | | | | Mercedes AMG GT3 EVO | | | | | | | | |
| AM Krystian Korzeniowski | | | | | | | PRO Fabian Schiller | | | | | | | | |
| Olimp Racing | | | | | | | GetSpeed | | | | | | | | |
| Lap | D | Time | Sector 1 | Sector 2 | Sector 3 | T. Spd | Lap | D | Time | Sector 1 | Sector 2 | Sector 3 | T. Spd | Elapsed | |
| 1 | 1 | 10:28:33.548 | 10:27:15.695 | 39.813 | 38.040 | 213.4 | 10:28:33.548 | 1 | 1 | 10:28:45.157 | 10:27:27.767 | 39.846 | 37.544 | 212.1 | 10:28:45.157 |
| 2 | 1 | 1:45.618 | 27.913 | 39.059 | 38.646 | 214.2 | 10:30:19.166 | 2 | 1 | 1:38.741 | 24.780 | 35.625 | 38.336 | 217.3 | 10:30:23.898 |
| 3 | 1 | 1:43.712 | 27.652 | 38.877 | 37.183 | 214.2 | 10:32:02.878 | 3 | 1 | 1:37.552 | 24.553 | 35.752 | 37.247 | 217.7 | 10:32:01.450 |
| 4 | 1 | 1:46.242 | 27.265 | 39.519 | 39.458 | 210.9 | 10:33:49.120 | 4 | 1 | 1:33.700 | 24.625 | 35.464 | 33.611 | 216.8 | 10:33:35.150 |
| 5 | 1 | 1:45.790 | 28.582 | 39.019 | 38.189 | 208.4 | 10:35:34.910 | 5 | 1 | 1:40.616 | 24.782 | 36.029 | 39.805 | 216.0 | 10:35:15.766 |
| 6 | 1 | 1:44.046 | 27.842 | 38.079 | 38.125 | 212.1 | 10:37:18.956 | 6 | 1 | 1:33.372 | 24.716 | 35.319 | 33.337 | 216.8 | 10:36:49.138 |
| 7 | 1 | 1:47.045 | 27.700 | 40.516 | 38.829 | 213.0 | 10:39:06.001 | 7 | 1 | 1:46.503 P | 24.618 | 35.218 | 46.667 | 217.3 | 10:38:35.641 |
| 8 | 1 | 1:43.936 | 27.684 | 38.516 | 37.736 | 211.7 | 10:40:49.937 | 8 | 1 | 7:23.511 P | 5:23.103 | 43.852 | 1:16.556 | 79.0 | 10:45:59.152 |
| 9 | 1 | 1:44.418 | 27.576 | 38.367 | 38.475 | 212.1 | 10:42:34.355 | 9 | 1 | 7:56.860 | 6:42.369 | 37.155 | 37.336 | 212.5 | 10:53:56.012 |
| 10 | 1 | 2:12.299 P | 29.822 | 41.561 | 1:00.916 | 204.9 | 10:44:46.654 | 10 | 1 | 1:33.547 | 24.675 | 35.468 | 33.404 | 217.7 | 10:55:29.559 |
| 6 | | | | | | | 11 | | | | | | | | |
| Andrzej Lewandowski | | | | | | | Lucas Wolf | | | | | | | | |
| Ferrari 296 GT3 | | | | | | | Porsche 911 GT3 R EVO (992) | | | | | | | | |
| AM Adrian Lewandowski | | | | | | | PROAM Alexander Fach | | | | | | | | |
| Baron Motorsport Team | | | | | | | Fach Auto Tech | | | | | | | | |
| Lap | D | Time | Sector 1 | Sector 2 | Sector 3 | T. Spd | Lap | D | Time | Sector 1 | Sector 2 | Sector 3 | T. Spd | Elapsed | |
| 1 | 1 | 10:27:17.442 | 10:26:01.877 | 39.437 | 36.128 | 213.4 | 10:27:17.442 | 1 | 1 | 10:31:14.905 | 10:30:03.487 | 37.111 | 34.307 | 213.4 | 10:31:14.905 |
| 2 | 1 | 1:36.451 | 25.383 | 36.406 | 34.662 | 215.5 | 10:28:53.893 | 2 | 1 | 1:33.563 | 24.727 | 35.447 | 33.389 | 216.4 | 10:32:48.468 |
| 3 | 1 | 1:41.159 | 25.175 | 36.064 | 39.920 | 214.7 | 10:30:35.052 | 3 | 1 | 1:33.374 | 24.411 | 35.460 | 33.503 | 215.1 | 10:34:21.842 |
| 4 | 1 | 1:35.716 | 25.138 | 35.982 | 34.596 | 215.1 | 10:32:10.768 | 4 | 1 | 1:33.388 | 24.365 | 35.475 | 33.548 | 215.1 | 10:35:55.230 |
| 5 | 1 | 1:37.563 | 24.836 | 36.445 | 36.282 | 214.7 | 10:33:48.331 | 5 | 1 | 1:44.657 P | 24.557 | 35.540 | 44.560 | 216.4 | 10:37:39.887 |
| 6 | 1 | 1:35.347 | 25.321 | 35.906 | 34.120 | 213.8 | 10:35:23.678 | 6 | 1 | 6:18.365 | 4:59.034 | 40.719 | 38.612 | 140.0 | 10:43:58.252 |
| 7 | 1 | 1:36.414 | 24.862 | 35.823 | 34.729 | 216.4 | 10:36:59.092 | 7 | 1 | 2:51.538 P | 26.813 | 1:07.978 | 1:16.747 | 79.4 | 10:46:49.790 |
| 8 | 1 | 2:52.885 P | 25.173 | 37.216 | 1:50.496 | 215.5 | 10:39:51.977 | 8 | 1 | 7:35.838 | 6:20.348 | 38.838 | 36.652 | 207.6 | 10:54:25.628 |
| 9 | 1 | 1:59.382 | 44.494 | 38.286 | 36.602 | 212.1 | 10:41:51.359 | 9 | 1 | 1:37.275 | 24.676 | 35.726 | 36.873 | 215.5 | 10:56:02.903 |
| 10 | 1 | 1:37.491 | 25.396 | 36.055 | 36.040 | 215.5 | 10:43:28.850 | 10 | 1 | 1:33.473 | 24.326 | 35.572 | 33.575 | 215.5 | 10:57:36.376 |
| 11 | 1 | 6:41.711 P | 24.968 | 35.744 | 5:40.999 | 214.2 | 10:50:10.561 | 11 | 1 | 1:32.992 | 24.262 | 35.311 | 33.419 | 216.8 | 10:59:09.368 |
| 12 | 1 | 3:47.335 | 2:33.641 | 36.737 | 36.957 | 214.7 | 10:53:57.896 | 12 | 1 | 2:06.711 P | 27.820 | 44.732 | 54.159 | 154.7 | 11:01:16.079 |
| 13 | 1 | 1:35.916 | 25.786 | 36.093 | 34.037 | 216.4 | 10:55:33.812 | | | | | | | | |
| 14 | 1 | 1:35.248 | 25.076 | 35.891 | 34.281 | 215.5 | 10:57:09.060 | | | | | | | | |
| 15 | 1 | 1:34.355 | 24.855 | 35.721 | 33.779 | 216.8 | 10:58:43.415 | | | | | | | | |
| 16 | 1 | | 26.938 | 43.025 | | 192.8 | | | | | | | | | |
| 7 | | | | | | | 12 | | | | | | | | |
| Hubert Darmetko | | | | | | | Joel Monegro Reyes | | | | | | | | |
| BMW M4 GT3 EVO | | | | | | | Porsche 911 GT3 R EVO (992) | | | | | | | | |
| PROAM* Fabian Dymbonka | | | | | | | AM Fach Auto Tech | | | | | | | | |
| PTT Racing | | | | | | | | | | | | | | | |
| Lap | D | Time | Sector 1 | Sector 2 | Sector 3 | T. Spd | Lap | D | Time | Sector 1 | Sector 2 | Sector 3 | T. Spd | Elapsed | |
| 1 | 1 | 10:27:01.546 | 10:25:50.286 | 36.825 | 34.435 | 219.0 | 10:27:01.546 | 1 | 1 | 10:27:36.728 | 10:26:18.298 | 39.596 | 38.834 | 193.2 | 10:27:36.728 |
| 2 | 1 | 1:38.564 | 25.284 | 35.740 | 37.540 | 221.7 | 10:28:40.110 | 2 | 1 | 1:35.786 | 25.360 | 36.025 | 34.401 | 216.8 | 10:29:12.514 |
| 3 | 1 | 1:36.862 | 25.022 | 35.586 | 36.254 | 223.6 | 10:30:16.972 | 3 | 1 | 1:35.399 | 24.954 | 36.072 | 34.373 | 216.8 | 10:30:47.913 |
| 4 | 1 | 1:34.192 | 24.802 | 35.525 | 33.865 | 221.3 | 10:31:51.164 | 4 | 1 | 1:35.289 | 25.041 | 35.868 | 34.371 | 216.8 | 10:32:23.193 |
| 5 | 1 | 1:34.694 | 24.912 | 35.808 | 33.974 | 220.8 | 10:33:25.858 | 5 | 1 | 1:39.561 | 25.206 | 36.052 | 38.303 | 216.4 | 10:34:02.754 |
| 6 | 1 | 1:33.785 | 24.650 | 35.501 | 33.634 | 220.8 | 10:34:59.643 | 6 | 1 | 1:50.596 P | 24.990 | 36.014 | 49.592 | 213.8 | 10:35:53.350 |
| 7 | 1 | 1:33.802 | 24.692 | 35.374 | 33.736 | 220.8 | 10:36:33.445 | 7 | 1 | 3:09.153 | 1:55.908 | 37.830 | 35.415 | 214.2 | 10:39:02.503 |
| 8 | 1 | 1:46.317 P | 24.941 | 36.387 | 44.989 | 222.2 | 10:38:19.762 | 8 | 1 | 1:34.878 | 25.191 | 35.704 | 33.983 | 215.5 | 10:40:37.381 |
| 9 | 1 | 3:06.307 | 1:50.686 | 37.017 | 38.604 | 219.9 | 10:41:26.069 | 9 | 1 | 1:34.449 | 24.699 | 35.819 | 33.931 | 215.1 | 10:42:11.830 |
| 10 | 1 | 1:39.097 | 24.590 | 35.869 | 38.638 | 221.3 | 10:43:05.166 | 10 | 1 | 1:43.734 | 25.410 | 36.919 | 41.405 | 190.8 | 10:43:55.564 |
| 11 | 1 | 1:33.952 | 24.273 | 35.183 | 34.496 | 221.7 | 10:44:39.118 | 11 | 1 | 2:42.700 P | 25.515 | 55.556 | 1:21.629 | 79.1 | 10:46:38.264 |
| 12 | 1 | 3:14.250 P | 41.593 | 1:12.799 | 1:19.858 | 79.5 | 10:47:53.368 | 12 | 1 | 8:18.735 | 6:54.720 | 41.064 | 42.951 | 188.1 | 10:54:56.999 |
| 13 | 1 | 7:11.341 | 5:46.893 | 39.834 | 44.614 | 142.6 | 10:55:04.709 | 13 | 1 | 1:35.524 | 25.203 | 36.064 | 34.257 | 216.0 | 10:56:32.523 |
| 14 | 1 | 1:33.554 | 24.405 | 35.256 | 33.893 | 220.8 | 10:56:38.263 | 14 | 1 | 1:34.602 | 25.077 | 35.666 | 33.859 | 216.8 | 10:58:07.125 |
| 15 | 1 | 1:33.040 | 24.272 | 35.218 | 33.550 | 221.7 | 10:58:11.303 | 15 | 1 | 2:07.925 P | 25.975 | 43.480 | 58.470 | 176.7 | 11:00:15.050 |
| 16 | 1 | 2:14.934 P | 31.590 | 48.170 | 55.174 | 169.5 | 11:00:26.237 | | | | | | | | |



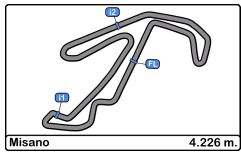


Misano
International GT Open
Qualifying - 1 Driver - 1
Lap Analysis



| 14 | | | | | | | 25 | | | | | | | | |
|-----------------------------------|---|-----------------------|---------------|---------------|---------------|--------|------------------------------|-----|-----------------------|-----------------------|---------------|---------------|---------------|--------------|--------------|
| AM | | | | | | | PROAM | | | | | | | | |
| Piotr Wira | | | | | | | Xolile Letlaka | | | | | | | | |
| Aston Martin AMR Vantage GT3 EVO | | | | | | | Ferrari 296 GT3 | | | | | | | | |
| Tomasz Magdziarz | | | | | | | Axcil Jefferies | | | | | | | | |
| Good Speed Racing Team | | | | | | | Into Africa Racing by Dragon | | | | | | | | |
| Lap | D | Time | Sector 1 | Sector 2 | Sector 3 | T. Spd | Lap | D | Time | Sector 1 | Sector 2 | Sector 3 | T. Spd | Elapsed | |
| 1 | 1 | 10:28:40.463 | 10:27:24.762 | 37.629 | 38.072 | 215.5 | 1 | 1 | 10:27:10.041 | 10:25:54.898 | 37.930 | 37.213 | 215.1 | 10:27:10.041 | |
| 2 | 1 | 4:39.740 | 26.229 | 36.549 | 35.962 | 216.8 | 2 | 1 | 1:38.340 | 25.790 | 36.967 | 35.583 | 214.2 | 10:28:48.381 | |
| 3 | 1 | 1:38.216 | 26.403 | 36.683 | 35.130 | 216.8 | 3 | 1 | 1:37.472 | 25.680 | 36.638 | 35.154 | 215.1 | 10:30:25.853 | |
| 4 | 1 | 1:36.738 | 25.772 | 36.434 | 34.532 | 215.5 | 4 | 1 | 1:38.092 | 26.124 | 37.062 | 34.906 | 215.5 | 10:32:03.945 | |
| 5 | 1 | 1:36.381 | 25.449 | 36.156 | 34.776 | 215.5 | 5 | 1 | 1:45.281 | 26.553 | 39.612 | 39.116 | 213.8 | 10:33:49.226 | |
| 6 | 1 | 2:42.040 P | 25.430 | 37.029 | 1:39.551 | 216.0 | 6 | 1 | 1:38.738 | 27.130 | 36.764 | 34.844 | 213.8 | 10:35:27.964 | |
| 7 | 1 | 1:55.081 | 43.020 | 37.253 | 34.808 | 214.7 | 7 | 1 | 1:36.839 | 25.740 | 36.340 | 34.759 | 216.0 | 10:37:04.803 | |
| 8 | 1 | 4:36.979 | 25.540 | 36.128 | 35.311 | 216.0 | 8 | 1 | 1:36.530 | 25.599 | 36.421 | 34.510 | 215.5 | 10:38:41.333 | |
| 9 | 1 | 1:36.060 | 25.434 | 36.229 | 34.397 | 215.5 | 9 | 1 | 2:42.468 P | 25.460 | 36.603 | 1:40.405 | 215.5 | 10:41:23.801 | |
| 10 | 1 | 1:35.877 | 25.296 | 36.179 | 34.402 | 216.8 | 10 | 1 | 1:55.145 | 42.759 | 37.633 | 34.753 | 214.7 | 10:43:18.946 | |
| 11 | 1 | | 39.979 | 1:11.466 | | 78.5 | 11 | 1 | 7:48.920 P | 25.148 | 36.747 | 6:47.025 | 215.5 | 10:51:07.866 | |
| 16 | | | | | | | 26 | | | | | | | | |
| AM | | | | | | | PROAM | | | | | | | | |
| Marcelo Hahn | | | | | | | Michaël Blanchemain | | | | | | | | |
| Ferrari 296 GT3 | | | | | | | Audi R8 LMS GT3 Evo II | | | | | | | | |
| Galid Osman | | | | | | | Jim Pla | | | | | | | | |
| AF Corse | | | | | | | Saintéloc Racing | | | | | | | | |
| Lap | D | Time | Sector 1 | Sector 2 | Sector 3 | T. Spd | Elapsed | Lap | D | Time | Sector 1 | Sector 2 | Sector 3 | T. Spd | Elapsed |
| 1 | 1 | 10:31:50.006 | 10:30:37.359 | 37.445 | 35.202 | 213.8 | 10:31:50.006 | 1 | 2 | 10:27:04.981 | 10:25:53.009 | 37.617 | 34.355 | 215.1 | 10:27:04.981 |
| 2 | 1 | 1:38.040 | 25.629 | 36.174 | 36.237 | 207.2 | 10:33:28.046 | 2 | 2 | 1:45.207 P | 24.818 | 35.453 | 44.936 | 218.6 | 10:28:50.188 |
| 3 | 1 | 1:37.418 | 25.748 | 36.344 | 35.326 | 214.7 | 10:35:05.464 | 3 | 2 | 5:17.065 | 3:54.940 | 43.836 | 38.289 | 186.2 | 10:34:07.253 |
| 4 | 1 | 1:36.090 | 25.466 | 36.074 | 34.550 | 213.0 | 10:36:41.554 | 4 | 2 | 1:35.256 | 24.542 | 35.078 | 35.636 | 218.6 | 10:35:42.509 |
| 5 | 1 | 1:36.354 | 25.446 | 36.309 | 34.599 | 214.7 | 10:38:17.908 | 5 | 2 | 1:33.438 | 24.391 | 35.199 | 33.848 | 219.0 | 10:37:15.947 |
| 6 | 1 | 1:36.187 | 25.240 | 36.228 | 34.719 | 214.2 | 10:39:54.095 | 6 | 2 | 4:32.352 | 24.227 | 35.086 | 33.039 | 219.5 | 10:38:48.299 |
| 7 | 1 | 1:36.797 | 25.626 | 36.393 | 34.778 | 214.2 | 10:41:30.892 | 7 | 2 | 1:43.747 P | 24.181 | 35.180 | 44.386 | 218.6 | 10:40:32.046 |
| 8 | 1 | 1:36.353 | 25.228 | 36.418 | 34.707 | 214.7 | 10:43:07.245 | 8 | 2 | 3:15.968 | 1:54.381 | 36.183 | 45.404 | 217.7 | 10:43:48.014 |
| 9 | 1 | 1:37.057 | 25.382 | 36.109 | 35.566 | 215.1 | 10:44:44.302 | 9 | 2 | 2:27.604 P | 24.326 | 47.807 | 1:15.471 | 79.7 | 10:46:15.618 |
| 10 | 1 | 3:49.835 P | 57.865 | 1:20.469 | 1:31.501 | 71.3 | 10:48:34.137 | 10 | 2 | 7:57.634 | 6:47.874 | 36.298 | 33.462 | 215.1 | 10:54:13.252 |
| 17 | | | | | | | 28 | | | | | | | | |
| PRO | | | | | | | PRO | | | | | | | | |
| Tom Emson | | | | | | | Marcelo Ramírez | | | | | | | | |
| Ferrari 296 GT3 EVO | | | | | | | Mercedes AMG GT3 EVO | | | | | | | | |
| Tom Lebbon | | | | | | | Dominik Baumann | | | | | | | | |
| Elite Motorsport with Entire Race | | | | | | | Team Motopark | | | | | | | | |
| Lap | D | Time | Sector 1 | Sector 2 | Sector 3 | T. Spd | Elapsed | Lap | D | Time | Sector 1 | Sector 2 | Sector 3 | T. Spd | Elapsed |
| 1 | 1 | 10:28:37.033 | 10:27:22.345 | 39.403 | 35.285 | 216.8 | 10:28:37.033 | 1 | 1 | 10:29:00.771 P | | | 10:29:00.771 | | 10:29:00.771 |
| 2 | 1 | 1:33.626 | 24.809 | 35.602 | 33.215 | 218.6 | 10:30:10.659 | 2 | 1 | 2:01.776 | 45.556 | 37.944 | 38.276 | 209.7 | 10:31:02.547 |
| 3 | 1 | 1:32.247 | 24.202 | 34.993 | 33.052 | 218.1 | 10:31:42.906 | 3 | 1 | 1:35.110 | 25.408 | 35.878 | 33.824 | 218.1 | 10:32:37.657 |
| 4 | 1 | 4:36.602 | 24.986 | 35.798 | 35.908 | 217.3 | 10:33:19.598 | 4 | 1 | 1:34.410 | 25.129 | 35.639 | 33.642 | 217.7 | 10:34:12.067 |
| 5 | 1 | 4:34.758 | 24.167 | 34.844 | 32.747 | 217.7 | 10:34:51.356 | 5 | 1 | 4:34.780 | 25.226 | 35.588 | 33.966 | 216.8 | 10:35:46.847 |
| 6 | 1 | 1:51.782 P | 24.553 | 38.105 | 49.124 | 197.4 | 10:36:43.138 | 6 | 1 | 1:34.720 | 25.155 | 35.564 | 34.001 | 218.1 | 10:37:21.567 |
| 7 | 1 | 6:56.798 | 5:39.046 | 39.569 | 38.183 | 216.4 | 10:43:39.936 | 7 | 1 | 4:32.573 P | 25.360 | 36.729 | 3:30.484 | 218.6 | 10:41:54.140 |
| 8 | 1 | 2:25.946 P | 24.347 | 45.667 | 1:15.932 | 80.0 | 10:46:05.882 | 8 | 1 | 1:59.530 | 42.433 | 35.995 | 41.102 | 216.8 | 10:43:53.670 |
| 9 | 1 | 8:29.512 | 7:13.591 | 38.074 | 37.847 | 215.5 | 10:54:35.394 | 9 | 1 | 6:27.569 P | 24.846 | 55.456 | 5:07.267 | 79.2 | 10:50:21.239 |
| 10 | 1 | 1:33.110 | 24.521 | 35.202 | 33.387 | 218.1 | 10:56:08.504 | 10 | 1 | 3:59.102 | 2:43.486 | 36.562 | 39.054 | 215.5 | 10:54:20.341 |
| 11 | 1 | 4:34.694 | 24.086 | 34.721 | 32.884 | 219.0 | 10:57:40.195 | 11 | 1 | 1:34.896 | 25.435 | 35.787 | 33.674 | 218.1 | 10:55:55.237 |
| 12 | 1 | 1:31.479 | 24.005 | 34.716 | 32.758 | 219.9 | 10:59:11.674 | 12 | 1 | 1:34.191 | 24.957 | 35.409 | 33.825 | 218.6 | 10:57:29.428 |
| 13 | 1 | | 29.758 | 48.710 | | 151.4 | | 13 | 1 | 1:33.970 | 24.808 | 35.342 | 33.820 | 219.0 | 10:59:03.398 |
| | | | | | | | | 14 | 1 | | 32.715 | 50.269 | | 151.0 | |





Misano
International GT Open
Qualifying - 1 Driver - 1
Lap Analysis



33 Zac Meakin McLaren 720s GT3 Evo **54** Dexter Müller Mercedes AMG GT3 EVO
 PRO Dean Macdonald Greystone GT PROAM Yannick Mettler CBRX by SPS

| Lap | D | Time | Sector 1 | Sector 2 | Sector 3 | T. Spd | Elapsed | Lap | D | Time | Sector 1 | Sector 2 | Sector 3 | T. Spd | Elapsed |
|-----|---|---------------------|---------------|---------------|---------------|--------|--------------|-----|---|---------------------|--------------|----------|----------|--------|--------------|
| 1 | 2 | 10:31:10.657 | 10:29:53.882 | 36.780 | 39.995 | 217.7 | 10:31:10.657 | 1 | 1 | 10:28:06.286 | 10:26:52.488 | 37.273 | 36.525 | 216.0 | 10:28:06.286 |
| 2 | 2 | 1:33.250 | 24.777 | 35.352 | 33.121 | 219.9 | 10:32:43.907 | 2 | 1 | 1:35.756 | 25.158 | 36.175 | 34.423 | 216.0 | 10:29:42.042 |
| 3 | 2 | 1:32.487 | 24.286 | 34.974 | 32.927 | 219.0 | 10:34:16.094 | 3 | 1 | 1:35.037 | 25.147 | 35.946 | 33.944 | 216.8 | 10:31:17.079 |
| 4 | 2 | 1:32.082 | 24.186 | 34.951 | 32.945 | 219.0 | 10:35:48.176 | 4 | 1 | 1:35.213 | 25.094 | 36.105 | 34.014 | 216.8 | 10:32:52.292 |
| 5 | 2 | 1:45.085 P | 24.322 | 36.018 | 44.745 | 220.4 | 10:37:33.261 | 5 | 1 | 1:34.855 | 25.059 | 35.753 | 34.043 | 216.4 | 10:34:27.147 |
| 6 | 2 | 6:10.863 | 4:45.781 | 38.121 | 46.961 | 201.4 | 10:43:44.124 | 6 | 1 | 1:34.512 | 24.905 | 35.779 | 33.828 | 216.0 | 10:36:01.659 |
| 7 | 2 | 2:30.217 P | 25.164 | 49.021 | 1:16.032 | 79.0 | 10:46:14.341 | 7 | 1 | 1:45.607 P | 25.088 | 35.846 | 44.673 | 216.8 | 10:37:47.266 |
| 8 | 2 | 8:04.336 | 6:51.050 | 36.233 | 37.053 | 218.1 | 10:54:18.677 | 8 | 1 | 3:09.484 | 1:58.870 | 36.430 | 34.184 | 215.1 | 10:40:56.750 |
| 9 | 2 | 1:32.149 | 24.327 | 34.961 | 32.861 | 219.9 | 10:55:50.826 | 9 | 1 | 1:36.948 | 24.826 | 35.697 | 36.425 | 216.8 | 10:42:33.698 |
| 10 | 2 | 1:31.524 | 23.974 | 34.845 | 32.705 | 219.9 | 10:57:22.350 | 10 | 1 | 1:35.300 | 25.052 | 35.828 | 34.420 | 216.8 | 10:44:08.998 |
| 11 | 2 | 1:31.194 | 23.957 | 34.700 | 32.537 | 220.8 | 10:58:53.544 | 11 | 1 | 2:54.786 P | 26.064 | 1:12.368 | 1:16.354 | 79.8 | 10:47:03.784 |
| 12 | 2 | 28.856 | 43.078 | | | 203.3 | | 12 | 1 | 6:45.222 | 5:34.661 | 36.332 | 34.229 | 216.4 | 10:53:49.006 |

39 Huilin Han Ferrari 296 GT3
 AM Target Racing

| Lap | D | Time | Sector 1 | Sector 2 | Sector 3 | T. Spd | Elapsed |
|-----|---|-----------------|---------------|---------------|---------------|--------|--------------|
| 1 | | 10:27:07.974 | 10:25:52.701 | 39.654 | 35.619 | 217.3 | 10:27:07.974 |
| 2 | | 1:42.730 | 25.534 | 36.960 | 40.236 | 216.8 | 10:28:50.704 |
| 3 | | 1:36.309 | 25.449 | 36.385 | 34.475 | 219.5 | 10:30:27.013 |
| 4 | | 1:47.581 | 25.279 | 37.225 | 45.077 | 217.3 | 10:32:14.594 |
| 5 | | 1:35.345 | 25.149 | 35.991 | 34.205 | 217.3 | 10:33:49.939 |
| 6 | | 2:50.412 P | 27.923 | 38.818 | 1:43.671 | 217.7 | 10:36:40.351 |
| 7 | | 1:52.853 | 41.942 | 36.748 | 34.163 | 217.7 | 10:38:33.204 |
| 8 | | 1:35.204 | 24.752 | 35.867 | 34.585 | 218.1 | 10:40:08.408 |
| 9 | | 1:34.379 | 24.647 | 35.570 | 34.162 | 216.8 | 10:41:42.787 |
| 10 | | 1:43.545 | 26.612 | 37.756 | 39.177 | 217.3 | 10:43:26.332 |
| 11 | | | 25.648 | 40.425 | | 202.2 | |

51 Rafael Durán Ferrari 296 GT3 EVO
 PRO Tommaso Mosca AF Corse

| Lap | D | Time | Sector 1 | Sector 2 | Sector 3 | T. Spd | Elapsed |
|-----|---|---------------------|---------------|---------------|---------------|--------|--------------|
| 1 | 1 | 10:28:47.189 | 10:27:32.623 | 37.079 | 37.487 | 216.0 | 10:28:47.189 |
| 2 | 1 | 1:42.127 | 25.346 | 35.803 | 40.978 | 218.1 | 10:30:29.316 |
| 3 | 1 | 1:39.897 | 25.215 | 35.774 | 38.908 | 217.7 | 10:32:09.213 |
| 4 | 1 | 1:36.933 | 25.152 | 36.056 | 35.725 | 204.9 | 10:33:46.146 |
| 5 | 1 | 1:33.637 | 24.832 | 35.417 | 33.388 | 216.0 | 10:35:19.783 |
| 6 | 1 | 4:27.186 P | 24.761 | 35.503 | 3:26.922 | 217.3 | 10:39:46.969 |
| 7 | 1 | 1:55.284 | 42.599 | 37.156 | 35.529 | 214.7 | 10:41:42.253 |
| 8 | 1 | 4:34.895 | 24.772 | 35.867 | 34.256 | 216.8 | 10:43:17.148 |
| 9 | 1 | 6:47.873 P | 24.634 | 35.636 | 5:47.603 | 216.4 | 10:50:05.021 |
| 10 | 1 | 3:47.394 | 2:35.744 | 36.869 | 34.781 | 215.1 | 10:53:52.415 |
| 11 | 1 | 1:34.044 | 25.025 | 35.675 | 33.344 | 217.7 | 10:55:26.459 |
| 12 | 1 | 1:34.112 | 24.755 | 35.571 | 33.786 | 217.3 | 10:57:00.571 |
| 13 | 1 | 1:33.335 | 24.642 | 35.366 | 33.327 | 218.1 | 10:58:33.906 |
| 14 | 1 | | 29.340 | 38.658 | | 209.7 | |

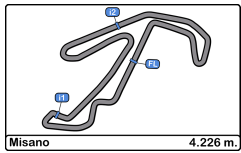
55 Laurent De Meeus Ferrari 296 GT3 EVO
 PROAM Vincent Abril AF Corse

| Lap | D | Time | Sector 1 | Sector 2 | Sector 3 | T. Spd | Elapsed |
|-----|---|-----------------|---------------|---------------|---------------|--------|--------------|
| 1 | 2 | 10:27:53.731 | 10:26:42.435 | 37.437 | 33.859 | 216.8 | 10:27:53.731 |
| 2 | 2 | 1:32.873 | 24.362 | 35.376 | 33.135 | 218.6 | 10:29:26.604 |
| 3 | 2 | 1:34.133 | 24.173 | 35.172 | 34.788 | 219.9 | 10:31:00.737 |
| 4 | 2 | 1:32.162 | 24.139 | 35.129 | 32.894 | 218.6 | 10:32:32.899 |
| 5 | 2 | 1:37.933 | 25.944 | 36.886 | 35.103 | 216.8 | 10:34:10.832 |
| 6 | 2 | 1:32.273 | 24.188 | 34.898 | 33.187 | 218.1 | 10:35:43.105 |
| 7 | 2 | 1:47.695 P | 25.295 | 35.738 | 46.662 | 218.1 | 10:37:30.800 |
| 8 | 2 | 3:48.202 | 2:29.535 | 37.925 | 40.742 | 213.0 | 10:41:19.002 |
| 9 | 2 | 1:33.874 | 25.310 | 35.554 | 33.010 | 217.7 | 10:42:52.876 |
| 10 | 2 | 1:32.118 | 24.109 | 35.043 | 32.966 | 219.0 | 10:44:24.994 |
| 11 | 2 | 3:08.325 P | 37.240 | 1:12.261 | 1:18.824 | 79.8 | 10:47:33.319 |
| 12 | 2 | 7:02.526 | 5:51.084 | 36.042 | 35.400 | 217.7 | 10:54:35.845 |
| 13 | 2 | 1:51.845 P | 24.418 | 35.356 | 52.071 | 219.0 | 10:56:27.690 |

63 Leonardo Moncini Lamborghini Huracan Evo 2
 PRO Rodrigo Testa Scuderia Villorba Corse

| Lap | D | Time | Sector 1 | Sector 2 | Sector 3 | T. Spd | Elapsed |
|-----|---|-----------------|---------------|---------------|---------------|--------|--------------|
| 1 | 1 | 10:28:16.002 | 10:27:03.404 | 36.772 | 35.826 | 216.0 | 10:28:16.002 |
| 2 | 1 | 1:39.811 | 24.595 | 35.410 | 39.806 | 219.0 | 10:29:55.813 |
| 3 | 1 | 1:32.597 | 24.493 | 35.035 | 33.069 | 220.4 | 10:31:28.410 |
| 4 | 1 | 1:46.698 | 24.940 | 38.319 | 43.439 | 213.4 | 10:33:15.108 |
| 5 | 1 | 1:35.304 | 24.367 | 34.951 | 35.986 | 219.0 | 10:34:50.412 |
| 6 | 1 | 1:32.198 | 24.167 | 34.858 | 33.173 | 218.6 | 10:36:22.610 |
| 7 | 1 | 2:52.739 P | 24.358 | 34.953 | 1:53.428 | 219.5 | 10:39:15.349 |
| 8 | 1 | 2:00.676 | 42.388 | 35.857 | 42.431 | 216.8 | 10:41:16.025 |
| 9 | 1 | 1:34.832 | 24.512 | 35.489 | 34.831 | 216.0 | 10:42:50.857 |
| 10 | 1 | 1:31.869 | 24.176 | 34.851 | 32.842 | 219.5 | 10:44:22.726 |
| 11 | 1 | | 34.212 | 1:11.381 | | 80.9 | |





Misano
International GT Open
Qualifying - 1 Driver - 1
Lap Analysis



| | | | | | |
|-----------|-------------------|----------------------|-----------|---------------|---------------------------|
| 71 | Christian Mansell | Mercedes AMG GT3 EVO | 79 | Seweryn Mazur | Lamborghini Huracan Evo 2 |
| PRO | Maximilian Götz | Team Motopark | AM | | Sendom Racing Team |

| Lap | D | Time | Sector 1 | Sector 2 | Sector 3 | T. Spd | Elapsed | Lap | D | Time | Sector 1 | Sector 2 | Sector 3 | T. Spd | Elapsed | |
|-----|---|--------------|----------|----------|--------------|----------|--------------|--------------|--------------|------------------|--------------|----------|--------------|--------------|--------------|-----------------|
| 1 | 1 | 10:28:58.764 | P | | 10:28:58.764 | | 10:28:58.764 | 1 | 10:28:02.932 | 10:26:48.721 | 39.883 | 34.328 | 218.6 | 10:28:02.932 | | |
| 2 | 1 | 2:00.539 | 43.257 | 40.593 | 36.689 | 201.4 | 10:30:59.303 | 2 | 1:34.704 | 24.971 | 36.007 | 33.726 | 219.5 | 10:29:37.636 | | |
| 3 | 1 | 1:35.901 | 24.708 | 37.430 | 33.763 | 217.3 | 10:32:35.204 | 3 | 1:34.483 | 24.988 | 35.790 | 33.705 | 221.7 | 10:31:12.119 | | |
| 4 | 1 | 1:32.983 | 24.542 | 35.389 | 33.052 | 218.6 | 10:34:08.187 | 4 | 1:34.446 | 24.963 | 35.691 | 33.792 | 221.7 | 10:32:46.565 | | |
| 5 | 1 | 1:34.593 | 24.308 | 35.334 | 34.951 | 217.7 | 10:35:42.780 | 5 | 1:34.002 | 25.039 | 35.373 | 33.590 | 220.8 | 10:34:20.567 | | |
| 6 | 1 | 5:55.282 | P | 24.431 | 39.384 | 4:51.467 | 52.9 | 10:41:38.062 | 6 | 4:48.469 | 24.762 | 47.287 | 36.420 | 217.7 | 10:36:09.036 | |
| 7 | 1 | 1:59.335 | 41.492 | 36.412 | 41.431 | 213.0 | 10:43:37.397 | 7 | 4:34.062 | 24.840 | 35.586 | 33.636 | 221.7 | 10:37:43.098 | | |
| 8 | 1 | 6:39.927 | P | 24.116 | 44.534 | 5:31.277 | 79.2 | 10:50:17.324 | 8 | | 27.522 | 38.688 | | 218.1 | | |
| 9 | 1 | 3:52.871 | 2:42.779 | 36.736 | 33.356 | 217.3 | 10:54:10.195 | 81 | | | | | | | | |
| 10 | 1 | 1:32.249 | 24.152 | 35.100 | 32.997 | 218.6 | 10:55:42.444 | | | Norikazu Shibata | | | | | | Ferrari 296 GT3 |
| 11 | 1 | 1:31.955 | 24.041 | 35.009 | 32.905 | 219.0 | 10:57:14.399 | | | PROAM | Charles Fagg | | Norik Racing | | | |
| 12 | 1 | 1:32.054 | 24.046 | 35.152 | 32.856 | 219.5 | 10:58:46.453 | Lap | D | Time | Sector 1 | Sector 2 | Sector 3 | T. Spd | Elapsed | |
| 13 | 1 | | 33.315 | 46.160 | | 175.3 | | 1 | 1 | 10:28:27.234 | 10:27:12.546 | 38.366 | 36.322 | 215.1 | 10:28:27.234 | |
| | | | | | | | | 2 | 1 | 1:38.255 | 25.960 | 37.147 | 35.148 | 216.4 | 10:30:05.489 | |
| | | | | | | | | 3 | 1 | 1:37.271 | 25.586 | 36.528 | 35.157 | 216.4 | 10:31:42.760 | |
| | | | | | | | | 4 | 1 | 1:38.129 | 26.392 | 36.430 | 35.307 | 216.0 | 10:33:20.889 | |
| | | | | | | | | 5 | 1 | 1:47.122 | 27.660 | 40.243 | 39.219 | 212.1 | 10:35:08.011 | |
| | | | | | | | | 6 | 1 | 4:16.882 | P | 25.926 | 36.772 | 3:14.184 | 216.0 | 10:39:24.893 |
| | | | | | | | | 7 | 1 | 2:04.564 | 43.293 | 37.754 | 43.517 | 213.0 | 10:41:29.457 | |
| | | | | | | | | 8 | 1 | 1:38.914 | 25.719 | 37.894 | 35.301 | 216.0 | 10:43:08.371 | |
| | | | | | | | | 9 | 1 | 8:33.269 | P | 25.582 | 36.660 | 7:31.027 | 216.0 | 10:51:41.640 |
| | | | | | | | | 10 | 1 | 3:02.864 | 1:43.591 | 37.663 | 41.610 | 214.2 | 10:54:44.504 | |
| | | | | | | | | 11 | 1 | 1:37.516 | 25.627 | 36.712 | 35.177 | 215.1 | 10:56:22.020 | |
| | | | | | | | | 12 | 1 | 1:37.923 | 25.835 | 36.832 | 35.256 | 215.5 | 10:57:59.943 | |
| | | | | | | | | 13 | 1 | | 31.211 | 43.584 | | 190.1 | | |

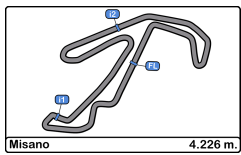
| | | | | | |
|-----------|------------------|------------------------|--|--|--|
| 75 | Filip Salaquarda | Audi R8 LMS GT3 Evo II | | | |
| PROAM | Libor Milota | Team ISR | | | |

| Lap | D | Time | Sector 1 | Sector 2 | Sector 3 | T. Spd | Elapsed | Lap | D | Time | Sector 1 | Sector 2 | Sector 3 | T. Spd | Elapsed | | |
|-----|---|--------------|--------------|----------|----------|----------|--------------|--------------|----|--------------|--------------|----------|---------------|----------|--------------|--------------|---------------------|
| 1 | 2 | 10:27:26.899 | 10:26:10.470 | 39.542 | 36.887 | 200.3 | 10:27:26.899 | 1 | 1 | 10:28:27.234 | 10:27:12.546 | 38.366 | 36.322 | 215.1 | 10:28:27.234 | | |
| 2 | 2 | 4:35.276 | 25.251 | 35.827 | 34.198 | 217.7 | 10:29:02.175 | 2 | 1 | 1:38.255 | 25.960 | 37.147 | 35.148 | 216.4 | 10:30:05.489 | | |
| 3 | 2 | 1:34.685 | 24.930 | 35.833 | 33.922 | 218.1 | 10:30:36.860 | 3 | 1 | 1:37.271 | 25.586 | 36.528 | 35.157 | 216.4 | 10:31:42.760 | | |
| 4 | 2 | 1:41.744 | 25.057 | 36.185 | 40.502 | 216.4 | 10:32:18.604 | 4 | 1 | 1:38.129 | 26.392 | 36.430 | 35.307 | 216.0 | 10:33:20.889 | | |
| 5 | 2 | 1:33.887 | 24.677 | 35.553 | 33.657 | 216.8 | 10:33:52.491 | 5 | 1 | 1:47.122 | 27.660 | 40.243 | 39.219 | 212.1 | 10:35:08.011 | | |
| 6 | 2 | 1:54.052 | P | 26.516 | 39.728 | 47.808 | 215.1 | 10:35:46.543 | 6 | 1 | 4:16.882 | P | 25.926 | 36.772 | 3:14.184 | 216.0 | 10:39:24.893 |
| 7 | 2 | 3:34.348 | 2:22.142 | 37.339 | 34.867 | 217.7 | 10:39:20.891 | 7 | 1 | 2:04.564 | 43.293 | 37.754 | 43.517 | 213.0 | 10:41:29.457 | | |
| 8 | 2 | 1:34.021 | 24.763 | 35.562 | 33.696 | 217.7 | 10:40:54.912 | 8 | 1 | 1:38.914 | 25.719 | 37.894 | 35.301 | 216.0 | 10:43:08.371 | | |
| 9 | 2 | 1:38.026 | 24.520 | 36.778 | 36.728 | 213.8 | 10:42:32.938 | 9 | 1 | 8:33.269 | P | 25.582 | 36.660 | 7:31.027 | 216.0 | 10:51:41.640 | |
| 10 | 2 | 1:33.418 | 24.449 | 35.342 | 33.627 | 219.0 | 10:44:06.356 | 10 | 1 | 3:02.864 | 1:43.591 | 37.663 | 41.610 | 214.2 | 10:54:44.504 | | |
| 11 | 2 | 2:55.630 | P | 25.052 | 1:13.147 | 1:17.431 | 79.5 | 10:47:01.986 | 11 | 1 | 1:37.516 | 25.627 | 36.712 | 35.177 | 215.1 | 10:56:22.020 | |
| 12 | 2 | 7:35.329 | 6:18.909 | 37.437 | 38.983 | 209.3 | 10:54:37.315 | 12 | 1 | 1:37.923 | 25.835 | 36.832 | 35.256 | 215.5 | 10:57:59.943 | | |
| 13 | 2 | 1:33.681 | 24.576 | 35.516 | 33.589 | 217.7 | 10:56:10.996 | 13 | 1 | | 31.211 | 43.584 | | 190.1 | | | |
| 14 | 2 | 1:32.877 | 24.413 | 35.165 | 33.299 | 219.0 | 10:57:43.873 | 88 | | | | | | | | | |
| 15 | 2 | 1:53.114 | P | 26.607 | 37.624 | 48.883 | 217.7 | 10:59:36.987 | | | Darren Kell | | | | | | McLaren 720 Evo GT3 |
| | | | | | | | | | | PROAM | James Kell | | Track Focused | | | | |
| | | | | | | | | Lap | D | Time | Sector 1 | Sector 2 | Sector 3 | T. Spd | Elapsed | | |
| | | | | | | | | 1 | 1 | 10:27:30.563 | 10:26:14.791 | 39.076 | 36.696 | 216.8 | 10:27:30.563 | | |
| | | | | | | | | 2 | 1 | 4:37.886 | 25.876 | 37.115 | 34.895 | 219.0 | 10:29:08.449 | | |
| | | | | | | | | 3 | 1 | 1:36.694 | 25.787 | 36.174 | 34.733 | 220.8 | 10:30:45.143 | | |
| | | | | | | | | 4 | 1 | 1:36.470 | 25.477 | 36.415 | 34.578 | 218.6 | 10:32:21.613 | | |
| | | | | | | | | 5 | 1 | 4:36.078 | 25.381 | 36.487 | 35.110 | 220.4 | 10:33:58.591 | | |
| | | | | | | | | 6 | 1 | 1:52.443 | P | 26.332 | 36.897 | 49.214 | 219.0 | 10:35:51.034 | |
| | | | | | | | | 7 | 1 | 3:40.788 | 2:27.945 | 37.756 | 35.087 | 220.4 | 10:39:31.822 | | |
| | | | | | | | | 8 | 1 | 1:35.699 | 25.367 | 36.180 | 34.152 | 217.7 | 10:41:07.521 | | |
| | | | | | | | | 9 | 1 | 1:35.487 | 25.026 | 36.057 | 34.404 | 217.7 | 10:42:43.008 | | |
| | | | | | | | | 10 | 1 | | 25.042 | 36.366 | | 221.7 | | | |

| | | | | | |
|-----------|-------------------|------------------------|--|--|--|
| 77 | Alfredo Hernández | Mercedes AMG GT3 EVO | | | |
| AM | | Grupo Prom Racing Team | | | |

| Lap | D | Time | Sector 1 | Sector 2 | Sector 3 | T. Spd | Elapsed |
|-----|--------------|--------------|----------|----------|----------|--------------|--------------|
| 1 | 10:29:45.398 | 10:28:29.785 | 39.076 | 36.537 | 214.7 | 10:29:45.398 | |
| 2 | 1:37.958 | 26.063 | 36.775 | 35.120 | 214.7 | 10:31:23.356 | |
| 3 | 1:36.196 | 25.487 | 36.139 | 34.570 | 216.0 | 10:32:59.552 | |
| 4 | 1:35.595 | 25.268 | 36.063 | 34.264 | 214.7 | 10:34:35.147 | |
| 5 | 1:36.271 | 25.568 | 36.028 | 34.675 | 216.0 | 10:36:11.418 | |
| 6 | 1:35.677 | 25.307 | 35.978 | 34.392 | 216.0 | 10:37:47.095 | |
| 7 | 1:35.738 | 25.170 | 36.103 | 34.465 | 216.8 | 10:39:22.833 | |
| 8 | 1:35.764 | 25.184 | 36.000 | 34.580 | 215.5 | 10:40:58.597 | |
| 9 | 1:35.949 | 25.291 | 35.999 | 34.659 | 216.4 | 10:42:34.546 | |
| 10 | 1:36.012 | 25.539 | 36.068 | 34.405 | 216.8 | 10:44:10.558 | |
| 11 | 2:57.715 | P | 25.616 | 1:13.208 | 1:18.891 | 78.9 | 10:47:08.273 |





Misano
International GT Open
Qualifying - 1 Driver - 1
Lap Analysis

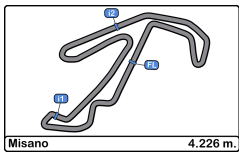


| 96 Yaroslav Veselaho Ferrari 296 GT3 EVO | | | | | | | 911 Pietro Armanni Porsche 911 GT3 R EVO (992) | | | | | | | | |
|--|---|---------------------|--------------|----------|----------|--------|--|-----|---|---------------------|--------------|----------|----------|--------|--------------|
| PRO Lorenzo Ferrari | | | AF Corse | | | | PRO Alex Fontana | | | ZRS Motorsport | | | | | |
| Lap | D | Time | Sector 1 | Sector 2 | Sector 3 | T. Spd | Elapsed | Lap | D | Time | Sector 1 | Sector 2 | Sector 3 | T. Spd | Elapsed |
| 1 | 1 | 10:27:13.180 | 10:25:57.087 | 37.254 | 38.839 | 217.3 | 10:27:13.180 | 1 | 2 | 10:28:24.227 | 10:27:08.362 | 38.869 | 36.996 | 203.7 | 10:28:24.227 |
| 2 | 1 | 1:41.733 | 25.107 | 35.662 | 40.964 | 218.6 | 10:28:54.913 | 2 | 2 | 1:32.801 | 24.364 | 35.162 | 33.275 | 219.5 | 10:29:57.028 |
| 3 | 1 | 1:41.175 | 25.136 | 35.679 | 40.360 | 219.0 | 10:30:36.088 | 3 | 2 | 1:32.443 | 24.226 | 35.147 | 33.070 | 220.4 | 10:31:29.471 |
| 4 | 1 | 1:44.442 | 25.193 | 39.297 | 39.952 | 183.0 | 10:32:20.530 | 4 | 2 | 1:35.399 | 24.250 | 35.144 | 35.996 | 219.5 | 10:33:04.861 |
| 5 | 1 | 1:34.100 | 24.994 | 35.590 | 33.516 | 216.8 | 10:33:54.630 | 5 | 2 | 1:35.894 | 24.581 | 35.383 | 35.930 | 209.7 | 10:34:40.755 |
| 6 | 1 | 1:35.660 | 24.880 | 36.822 | 33.958 | 215.5 | 10:35:30.290 | 6 | 2 | 1:32.506 | 24.396 | 35.001 | 33.109 | 219.5 | 10:36:13.261 |
| 7 | 1 | 3:22.515 P | 24.878 | 35.368 | 2:22.269 | 219.5 | 10:38:52.805 | 7 | 2 | 5:33.722 P | 24.389 | 35.414 | 4:33.919 | 208.0 | 10:41:46.983 |
| 8 | 1 | 1:53.583 | 42.728 | 36.545 | 34.310 | 215.1 | 10:40:46.388 | 8 | 2 | 2:04.066 | 42.925 | 37.434 | 43.707 | 211.7 | 10:43:51.049 |
| 9 | 1 | 1:33.498 | 24.631 | 35.391 | 33.476 | 216.8 | 10:42:19.886 | 9 | 2 | 8:56.221 P | 24.466 | 51.596 | 7:40.159 | 79.5 | 10:52:47.270 |
| 10 | 1 | 1:36.267 | 24.553 | 35.220 | 36.494 | 217.7 | 10:43:56.153 | 10 | 2 | 2:05.892 | 44.181 | 37.966 | 43.745 | 198.1 | 10:54:53.162 |
| 11 | 1 | 6:19.827 P | 25.647 | 58.372 | 4:55.808 | 79.9 | 10:50:15.980 | 11 | 2 | 1:32.858 | 24.213 | 35.333 | 33.312 | 218.1 | 10:56:26.020 |
| 12 | 1 | 3:48.317 | 2:29.535 | 37.603 | 41.179 | 213.0 | 10:54:04.297 | 12 | 2 | 1:32.283 | 24.117 | 35.031 | 33.135 | 219.9 | 10:57:58.303 |
| 13 | 1 | 1:33.481 | 24.668 | 35.408 | 33.405 | 218.6 | 10:55:37.778 | 13 | 2 | | 31.043 | 44.371 | | 189.4 | |
| 14 | 1 | 1:33.059 | 24.639 | 35.127 | 33.293 | 218.1 | 10:57:10.837 | | | | | | | | |
| 15 | 1 | 1:33.085 | 24.473 | 35.046 | 33.566 | 219.0 | 10:58:43.922 | | | | | | | | |
| 16 | 1 | | 30.816 | 44.218 | | 198.5 | | | | | | | | | |

| 707 Al Faisal Al Zubair Ferrari 296 GT3 EVO | | | | | | | |
|---|---|-----------------------|---------------------------|----------|--------------|--------|--------------|
| PRO David Fumanelli | | | Al Manar by Dragon Racing | | | | |
| Lap | D | Time | Sector 1 | Sector 2 | Sector 3 | T. Spd | Elapsed |
| 1 | 2 | 10:28:32.719 P | | | 10:28:32.719 | | 10:28:32.719 |
| 2 | 2 | 2:00.506 | 42.912 | 36.786 | 40.808 | 174.7 | 10:30:33.225 |
| 3 | 2 | 1:34.314 | 24.760 | 35.427 | 34.127 | 218.6 | 10:32:07.539 |
| 4 | 2 | 1:35.538 | 24.386 | 37.370 | 33.782 | 216.4 | 10:33:43.077 |
| 5 | 2 | 1:33.056 | 24.506 | 35.057 | 33.493 | 217.7 | 10:35:16.133 |
| 6 | 2 | 4:29.628 P | 27.619 | 40.284 | 3:20.725 | 164.6 | 10:39:44.761 |
| 7 | 2 | 1:55.958 | 43.449 | 37.231 | 35.278 | 215.5 | 10:41:40.719 |
| 8 | 2 | 1:32.630 | 24.502 | 35.033 | 33.095 | 217.7 | 10:43:13.349 |
| 9 | 2 | 10:13.808 P | 24.341 | 35.003 | 9:14.464 | 218.1 | 10:53:27.157 |
| 10 | 2 | 1:52.294 | 42.460 | 36.260 | 33.574 | 217.3 | 10:55:19.451 |
| 11 | 2 | 1:32.532 | 24.370 | 35.020 | 33.142 | 217.7 | 10:56:51.983 |
| 12 | 2 | 1:32.229 | 24.346 | 34.968 | 32.915 | 218.1 | 10:58:24.212 |
| 13 | 2 | | 30.013 | 44.898 | | 177.0 | |

| 777 Marcin Jedliński Ferrari 296 GT3 EVO | | | | | | | |
|--|---|--------------|--------------|----------|----------|--------|--------------|
| PROAM Karol Basz | | | Olimp Racing | | | | |
| Lap | D | Time | Sector 1 | Sector 2 | Sector 3 | T. Spd | Elapsed |
| 1 | 2 | 10:30:01.933 | 10:28:37.177 | 41.977 | 42.779 | 216.8 | 10:30:01.933 |
| 2 | 2 | 1:32.070 | 24.246 | 35.078 | 32.746 | 220.4 | 10:31:34.003 |
| 3 | 2 | 1:35.394 | 24.026 | 34.843 | 36.525 | 219.5 | 10:33:09.397 |
| 4 | 2 | 1:31.776 | 24.106 | 34.789 | 32.881 | 217.7 | 10:34:41.173 |
| 5 | 2 | 1:49.582 P | 25.448 | 36.930 | 47.204 | 205.3 | 10:36:30.755 |
| 6 | 2 | 7:33.477 | 6:24.577 | 36.056 | 32.844 | 216.8 | 10:44:04.232 |
| 7 | 2 | 2:47.947 P | 24.599 | 1:07.128 | 1:16.220 | 79.9 | 10:46:52.179 |
| 8 | 2 | 7:41.209 | 6:28.114 | 36.833 | 36.262 | 215.1 | 10:54:33.388 |
| 9 | 2 | 1:33.248 | 24.203 | 35.139 | 33.906 | 218.1 | 10:56:06.636 |
| 10 | 2 | 1:31.533 | 23.854 | 34.946 | 32.733 | 219.5 | 10:57:38.169 |
| 11 | 2 | 1:45.834 P | 23.974 | 34.965 | 46.895 | 220.4 | 10:59:24.003 |



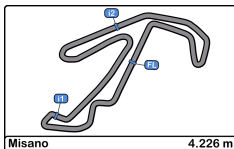


Misano
International GT Open
Qualifying - 1 Driver - 1
Best Sectors Results



| Sector - 1 | | | Sector - 2 | | | Sector - 3 | | | Ideal Lap vs Best Lap | | |
|------------|------------------------------|--------|------------------------------|--------|------------------------------|------------|-----------|------------------------------|-----------------------|-----------------|-----------|
| Clas | Nº Driver | Time | Nº Driver | Time | Nº Driver | Time | Clas | Nº Driver | Ideal Lap | Best Lap | Clas |
| 1 | 777 Karol Basz | 23.854 | 33 Dean Macdonald | 34.700 | 33 Dean Macdonald | 32.537 | 1 | 33 Dean Macdonald | 1:31.194 | 1:31.194 | 1 |
| 2 | 33 Dean Macdonald | 23.957 | 17 Tom Emson | 34.716 | 777 Karol Basz | 32.733 | 2 | 777 Karol Basz | 1:31.376 | 1:31.533 | 3 |
| 3 | 17 Tom Emson | 24.005 | 777 Karol Basz | 34.789 | 17 Tom Emson | 32.747 | 3 | 17 Tom Emson | 1:31.468 | 1:31.479 | 2 |
| 4 | 71 Christian Mansell | 24.041 | 63 Leonardo Moncini | 34.851 | 26 Jim Pla | 32.767 | 4 | 63 Leonardo Moncini | 1:31.860 | 1:31.869 | 4 |
| 5 | 55 Vincent Abril | 24.109 | 55 Vincent Abril | 34.898 | 63 Leonardo Moncini | 32.842 | 5 | 55 Vincent Abril | 1:31.901 | 1:32.118 | 7 |
| 6 | 911 Alex Fontana | 24.117 | 707 David Fumanelli | 34.968 | 71 Christian Mansell | 32.856 | 6 | 71 Christian Mansell | 1:31.906 | 1:31.955 | 5 |
| 7 | 63 Leonardo Moncini | 24.167 | 26 Jim Pla | 34.981 | 55 Vincent Abril | 32.894 | 7 | 26 Jim Pla | 1:31.917 | 1:31.965 | 6 |
| 8 | 26 Jim Pla | 24.169 | 911 Alex Fontana | 35.001 | 707 David Fumanelli | 32.915 | 8 | 911 Alex Fontana | 1:32.188 | 1:32.283 | 9 |
| 9 | 11 Lucas Wolf | 24.262 | 71 Christian Mansell | 35.009 | 911 Alex Fontana | 33.070 | 9 | 707 David Fumanelli | 1:32.224 | 1:32.229 | 8 |
| 10 | 7 Hubert Darmetko | 24.272 | 96 Yaroslav Veselaho | 35.046 | 9 Anthony Bartone | 33.174 | 10 | 9 Anthony Bartone | 1:32.776 | 1:32.936 | 11 |
| 11 | 707 David Fumanelli | 24.341 | 75 Libor Milota | 35.165 | 96 Yaroslav Veselaho | 33.293 | 11 | 96 Yaroslav Veselaho | 1:32.812 | 1:33.059 | 14 |
| 12 | 75 Libor Milota | 24.413 | 9 Anthony Bartone | 35.171 | 75 Libor Milota | 33.299 | 12 | 75 Libor Milota | 1:32.877 | 1:32.877 | 10 |
| 13 | 9 Anthony Bartone | 24.431 | 7 Hubert Darmetko | 35.183 | 51 Rafael Durán | 33.327 | 13 | 11 Lucas Wolf | 1:32.962 | 1:32.992 | 12 |
| 14 | 96 Yaroslav Veselaho | 24.473 | 11 Lucas Wolf | 35.311 | 11 Lucas Wolf | 33.389 | 14 | 7 Hubert Darmetko | 1:33.005 | 1:33.040 | 13 |
| 15 | 51 Rafael Durán | 24.634 | 28 Marcelo Ramírez | 35.342 | 7 Hubert Darmetko | 33.550 | 15 | 51 Rafael Durán | 1:33.327 | 1:33.335 | 15 |
| 16 | 39 Huilin Han | 24.647 | 51 Rafael Durán | 35.366 | 79 Seweryn Mazur | 33.590 | 16 | 79 Seweryn Mazur | 1:33.725 | 1:34.002 | 17 |
| 17 | 12 Joel Monegro Reyes | 24.699 | 79 Seweryn Mazur | 35.373 | 28 Marcelo Ramírez | 33.642 | 17 | 28 Marcelo Ramírez | 1:33.792 | 1:33.970 | 16 |
| 18 | 54 Dexter Müller | 24.751 | 39 Huilin Han | 35.570 | 54 Dexter Müller | 33.673 | 18 | 54 Dexter Müller | 1:34.113 | 1:34.380 | 19 |
| 19 | 79 Seweryn Mazur | 24.762 | 12 Joel Monegro Reyes | 35.666 | 6 Andrzej Lewandowski | 33.779 | 19 | 12 Joel Monegro Reyes | 1:34.224 | 1:34.449 | 20 |
| 20 | 28 Marcelo Ramírez | 24.808 | 54 Dexter Müller | 35.689 | 12 Joel Monegro Reyes | 33.859 | 20 | 6 Andrzej Lewandowski | 1:34.336 | 1:35.347 | 21 |
| 21 | 6 Andrzej Lewandowski | 24.836 | 6 Andrzej Lewandowski | 35.721 | 88 Darren Kell | 34.152 | 21 | 39 Huilin Han | 1:34.379 | 1:34.379 | 18 |
| 22 | 88 Darren Kell | 25.026 | 77 Alfredo Hernández | 35.978 | 39 Huilin Han | 34.162 | 22 | 88 Darren Kell | 1:35.235 | 1:35.487 | 22 |
| 23 | 25 Xolile Letlaka | 25.148 | 88 Darren Kell | 36.057 | 77 Alfredo Hernández | 34.264 | 23 | 77 Alfredo Hernández | 1:35.412 | 1:35.595 | 23 |
| 24 | 77 Alfredo Hernández | 25.170 | 16 Marcelo Hahn | 36.074 | 14 Piotr Wira | 34.397 | 24 | 14 Piotr Wira | 1:35.821 | 1:36.060 | 24 |
| 25 | 16 Marcelo Hahn | 25.228 | 14 Piotr Wira | 36.128 | 25 Xolile Letlaka | 34.510 | 25 | 16 Marcelo Hahn | 1:35.852 | 1:36.090 | 25 |
| 26 | 14 Piotr Wira | 25.296 | 25 Xolile Letlaka | 36.340 | 16 Marcelo Hahn | 34.550 | 26 | 25 Xolile Letlaka | 1:35.998 | 1:36.530 | 26 |
| 27 | 81 Norikazu Shibata | 25.582 | 81 Norikazu Shibata | 36.430 | 81 Norikazu Shibata | 35.148 | 27 | 81 Norikazu Shibata | 1:37.160 | 1:37.271 | 27 |
| 28 | 5 Stanislaw Jedliński | 27.265 | 5 Stanislaw Jedliński | 38.079 | 5 Stanislaw Jedliński | 37.183 | 28 | 5 Stanislaw Jedliński | 1:42.527 | 1:43.712 | 28 |



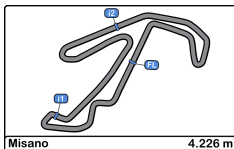


Misano
International GT Open
Qualifying - 1 Driver - 1
Best 5 Lap Times



| Cl | N° Entrant/Team | Nat | Driver 1 | Nat | Driver 2 | Nat | Vehicle | Cat | Cl | Best 1 | | Best 2 | | Best 3 | | Best 4 | | Best 5 | |
|----|--|-----|---------------------|-----|-----------------------|-----|------------------------------|--------|----|----------|-----|----------|-----|----------|-----|----------|-----|----------|-----|
| | | | | | | | | | | Time | Lap | Time | Lap | Time | Lap | Time | Lap | Time | Lap |
| 1 | 33 Greystone GT | GBR | Zac Meakin | GBR | Dean Macdonald | GBR | McLaren 720s GT3 Evo | PRO | 1 | 1:31.194 | 11 | 1:31.524 | 10 | 1:32.082 | 4 | 1:32.149 | 9 | 1:33.250 | 2 |
| 2 | 17 Elite Motorsport with Entire Race Engineering | GBR | Tom Emson | GBR | Tom Lebbon | GBR | Ferrari 296 GT3 EVO | PRO | 2 | 1:31.479 | 12 | 1:32.247 | 3 | 1:33.110 | 10 | 1:33.626 | 2 | 1:51.782 | 6 |
| 3 | 777 Olimp Racing | POL | Marcin Jedliński | POL | Karol Basz | POL | Ferrari 296 GT3 EVO | PROAM | 1 | 1:31.533 | 10 | 1:31.776 | 4 | 1:32.070 | 2 | 1:33.248 | 9 | 1:35.394 | 3 |
| 4 | 63 Scuderia Villorba Corse | ITA | Leonardo Moncini | ITA | Rodrigo Testa | ITA | Lamborghini Huracan Evo 2 | PRO | 3 | 1:31.869 | 10 | 1:32.198 | 6 | 1:32.597 | 3 | 1:34.832 | 9 | 1:35.304 | 5 |
| 5 | 71 Team Motopark | DEU | Christian Mansell | AUS | Maximilian Götz | DEU | Mercedes AMG GT3 EVO | PRO | 4 | 1:31.955 | 11 | 1:32.054 | 12 | 1:32.249 | 10 | 1:32.983 | 4 | 1:34.593 | 5 |
| 6 | 26 Saintéloc Racing | FRA | Michaël Blanchemain | FRA | Jim Pla | FRA | Audi R8 LMS GT3 Evo II | PROAM | 2 | 1:31.965 | 13 | 1:32.043 | 12 | 1:32.155 | 11 | 1:33.438 | 5 | 1:35.256 | 4 |
| 7 | 55 AF Corse | ITA | Laurent De Meeus | BEL | Vincent Abril | FRA | Ferrari 296 GT3 EVO | PROAM | 3 | 1:32.118 | 10 | 1:32.162 | 4 | 1:32.273 | 6 | 1:32.873 | 2 | 1:33.874 | 9 |
| 8 | 707 Al Manar by Dragon Racing | OMN | Al Faisal Al Zubair | OMN | David Fumanelli | ITA | Ferrari 296 GT3 EVO | PRO | 5 | 1:32.229 | 12 | 1:32.532 | 11 | 1:32.630 | 8 | 1:33.056 | 5 | 1:34.314 | 3 |
| 9 | 911 ZRS Motorsport | ITA | Pietro Armani | ITA | Alex Fontana | CHE | Porsche 911 GT3 R EVO (992) | PRO | 6 | 1:32.283 | 12 | 1:32.443 | 3 | 1:32.506 | 6 | 1:32.801 | 2 | 1:32.858 | 11 |
| 10 | 75 Team ISR | CZE | Filip Salaquarda | CZE | Libor Milota | CZE | Audi R8 LMS GT3 Evo II | PROAM | 4 | 1:32.877 | 14 | 1:33.418 | 10 | 1:33.681 | 13 | 1:33.887 | 5 | 1:34.021 | 8 |
| 11 | 9 GetSpeed | DEU | Anthony Bartone | USA | Fabian Schiller | DEU | Mercedes AMG GT3 EVO | PRO | 7 | 1:32.936 | 11 | 1:33.547 | 10 | 1:33.700 | 4 | 1:38.741 | 2 | 7:56.860 | 9 |
| 12 | 11 Fach Auto Tech | CHE | Lucas Wolf | DEU | Alexander Fach | CHE | Porsche 911 GT3 R EVO (992) | PROAM | 5 | 1:32.992 | 11 | 1:33.374 | 3 | 1:33.388 | 4 | 1:33.473 | 10 | 1:33.563 | 2 |
| 13 | 7 PTT Racing | POL | Hubert Darmetko | POL | Fabian Dybionka | POL | BMW M4 GT3 EVO | PROAM* | 6 | 1:33.040 | 15 | 1:33.554 | 14 | 1:33.785 | 6 | 1:33.802 | 7 | 1:34.192 | 4 |
| 14 | 96 AF Corse | ITA | Yaroslav Veselaho | ITA | Lorenzo Ferrari | ITA | Ferrari 296 GT3 EVO | PRO | 8 | 1:33.059 | 14 | 1:33.085 | 15 | 1:33.481 | 13 | 1:34.100 | 5 | 1:35.660 | 6 |
| 15 | 51 AF Corse | ITA | Rafael Durán | ITA | Tommaso Mosca | ITA | Ferrari 296 GT3 EVO | PRO | 9 | 1:33.335 | 13 | 1:33.637 | 5 | 1:34.044 | 11 | 1:34.112 | 12 | 1:36.933 | 4 |
| 16 | 28 Team Motopark | DEU | Marcelo Ramírez | MEX | Dominik Baumann | AUT | Mercedes AMG GT3 EVO | PRO | 10 | 1:33.970 | 13 | 1:34.191 | 12 | 1:34.410 | 4 | 1:34.720 | 6 | 1:34.896 | 11 |
| 17 | 79 Sendom Racing Team | ITA | Seweryn Mazur | POL | | | Lamborghini Huracan Evo 2 | AM | 1 | 1:34.002 | 5 | 1:34.446 | 4 | 1:34.483 | 3 | 1:34.704 | 2 | | |
| 18 | 39 Target Racing | ITA | Huilin Han | CHN | | | Ferrari 296 GT3 | AM | 2 | 1:34.379 | 9 | 1:35.204 | 8 | 1:35.345 | 5 | 1:36.309 | 3 | 1:42.730 | 2 |
| 19 | 54 CBRX by SPS | DEU | Dexter Müller | CHE | Yannick Mettler | CHE | Mercedes AMG GT3 EVO | PROAM | 7 | 1:34.380 | 13 | 1:34.512 | 6 | 1:34.540 | 15 | 1:34.855 | 5 | 1:35.037 | 3 |
| 20 | 12 Fach Auto Tech | CHE | Joel Monegro Reyes | DOM | | | Porsche 911 GT3 R EVO (992) | AM | 3 | 1:34.449 | 9 | 1:34.602 | 14 | 1:34.878 | 8 | 1:35.524 | 13 | 1:35.786 | 2 |
| 21 | 6 Baron Motorsport Team | AUT | Andrzej Lewandowski | POL | Adrian Lewandowski | POL | Ferrari 296 GT3 | AM | 4 | 1:35.347 | 6 | 1:35.716 | 4 | 1:35.916 | 13 | 1:36.451 | 2 | 1:37.491 | 10 |
| 22 | 88 Track Focused | GBR | Darren Kell | GBR | James Kell | GBR | McLaren 720 Evo GT3 | PROAM | 8 | 1:35.487 | 9 | 1:35.699 | 8 | 1:36.470 | 4 | 1:36.694 | 3 | 1:52.443 | 6 |
| 23 | 77 Grupo Prom Racing Team | DEU | Alfredo Hernández | MEX | | | Mercedes AMG GT3 EVO | AM | 5 | 1:35.595 | 4 | 1:35.677 | 6 | 1:35.738 | 7 | 1:35.764 | 8 | 1:35.949 | 9 |
| 24 | 14 Good Speed Racing Team | POL | Piotr Wira | POL | Tomasz Magdziarz | POL | Aston Martin AMR Vantage GT3 | AM | 6 | 1:36.060 | 9 | 1:36.381 | 5 | 1:36.738 | 4 | 1:38.216 | 3 | 1:55.081 | 7 |
| 25 | 16 AF Corse | ITA | Marcelo Hahn | BRA | Galid Osman | BRA | Ferrari 296 GT3 | AM | 7 | 1:36.090 | 4 | 1:36.187 | 6 | 1:36.353 | 8 | 1:36.354 | 5 | 1:36.797 | 7 |
| 26 | 25 Into Africa Racing by Dragon Racing Intl. | ARE | Xolile Letlaka | ZAF | Axcil Jefferies | ZAF | Ferrari 296 GT3 | PROAM | 9 | 1:36.530 | 8 | 1:36.554 | 14 | 1:36.839 | 7 | 1:36.989 | 13 | 1:37.472 | 3 |
| 27 | 81 Norik Racing | JPN | Norikazu Shibata | JPN | Charles Fagg | GBR | Ferrari 296 GT3 | PROAM | 10 | 1:37.271 | 3 | 1:37.516 | 11 | 1:37.923 | 12 | 1:38.129 | 4 | 1:38.255 | 2 |
| 28 | 5 Olimp Racing | POL | Stanislaw Jedliński | POL | Krystian Korzeniowski | POL | Ferrari 296 GT3 EVO | AM | 8 | 1:43.712 | 3 | 1:43.936 | 8 | 1:44.046 | 6 | 1:44.418 | 9 | 1:45.618 | 2 |



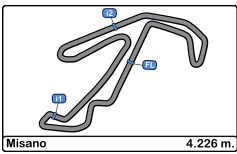


Misano
International GT Open
Qualifying - 1 Driver - 1
Best 5 Top Speeds



| Cl | N° Entrant/Team | Nat | Driver 1 | Nat | Driver 2 | Nat | Vehicle | Cat | Cl | Top 1 | | Top 2 | | Top 3 | | Top 4 | | Top 5 | | Avg |
|----|--|-----|----------------------------|-----|------------------------|-----|------------------------------|--------|----|--------------|-----|-------|-----|-------|-----|-------|-----|-------|-----|-------|
| | | | | | | | | | | Km/h | Lap | Km/h | Lap | Km/h | Lap | Km/h | Lap | Km/h | Lap | |
| 1 | 7 PTT Racing | POL | Hubert Darmetko | POL | Fabian Dybionka | POL | BMW M4 GT3 EVO | PROAM* | 1 | 223.6 | 3 | 222.2 | 8 | 221.7 | 2 | 221.7 | 11 | 221.7 | 15 | 222.2 |
| 2 | 79 Sendom Racing Team | POL | Seweryn Mazur | POL | | POL | Lamborghini Huracan Evo 2 | AM | 1 | 221.7 | 3 | 221.7 | 4 | 221.7 | 7 | 220.8 | 5 | 219.5 | 2 | 221.1 |
| 3 | 88 Track Focused | GBR | Darren Kell | GBR | James Kell | GBR | McLaren 720 Evo GT3 | PROAM | 2 | 221.7 | 10 | 220.8 | 3 | 220.4 | 5 | 220.4 | 7 | 219.0 | 2 | 220.5 |
| 4 | 33 Greystone GT | GBR | Zac Meakin | GBR | Dean Macdonald | GBR | McLaren 720s GT3 Evo | PRO | 1 | 220.8 | 11 | 220.4 | 5 | 219.9 | 2 | 219.9 | 9 | 219.9 | 10 | 220.2 |
| 5 | 63 Scuderia Villorba Corse | ITA | Leonardo Moncini | ITA | Rodrigo Testa | ITA | Lamborghini Huracan Evo 2 | PRO | 2 | 220.4 | 3 | 219.5 | 7 | 219.5 | 10 | 219.0 | 2 | 219.0 | 5 | 219.5 |
| 6 | 777 Olimp Racing | POL | Marcin Jedliński | POL | Karol Basz | POL | Ferrari 296 GT3 EVO | PROAM | 3 | 220.4 | 2 | 220.4 | 11 | 219.5 | 3 | 219.5 | 10 | 218.1 | 9 | 219.6 |
| 7 | 911 ZRS Motorsport | ITA | Pietro Armanni | ITA | Alex Fontana | CHE | Porsche 911 GT3 R EVO (992) | PRO | 3 | 220.4 | 3 | 219.9 | 12 | 219.5 | 2 | 219.5 | 4 | 219.5 | 6 | 219.7 |
| 8 | 17 Elite Motorsport with Entire Race Engineering | GBR | Tom Emson | GBR | Tom Lebbon | GBR | Ferrari 296 GT3 EVO | PRO | 4 | 219.9 | 12 | 219.0 | 11 | 218.6 | 2 | 218.1 | 3 | 218.1 | 10 | 218.8 |
| 9 | 55 AF Corse | ITA | Laurent De Meeus | ITA | Vincent Abril | FRA | Ferrari 296 GT3 EVO | PROAM | 4 | 219.9 | 3 | 219.0 | 10 | 219.0 | 13 | 218.6 | 2 | 218.6 | 4 | 219.0 |
| 10 | 26 Saintéloc Racing | FRA | Michaël Blanchemain | FRA | Jim Pla | FRA | Audi R8 LMS GT3 Evo II | PROAM | 5 | 219.5 | 6 | 219.5 | 13 | 219.0 | 5 | 219.0 | 11 | 219.0 | 12 | 219.2 |
| 11 | 39 Target Racing | ITA | Huilin Han | ITA | | CHN | Ferrari 296 GT3 | AM | 2 | 219.5 | 3 | 218.1 | 8 | 217.7 | 6 | 217.7 | 7 | 217.3 | 1 | 218.0 |
| 12 | 71 Team Motopark | DEU | Christian Mansell | DEU | Maximilian Götz | DEU | Mercedes AMG GT3 EVO | PRO | 5 | 219.5 | 12 | 219.0 | 11 | 218.6 | 4 | 218.6 | 10 | 217.7 | 5 | 218.7 |
| 13 | 96 AF Corse | ITA | Yaroslav Veselaho | ITA | Lorenzo Ferrari | ITA | Ferrari 296 GT3 EVO | PRO | 6 | 219.5 | 7 | 219.0 | 3 | 219.0 | 15 | 218.6 | 2 | 218.6 | 13 | 218.9 |
| 14 | 28 Team Motopark | ITA | Marcelo Ramirez | ITA | Dominik Baumann | AUT | Mercedes AMG GT3 EVO | PRO | 7 | 219.0 | 13 | 218.6 | 7 | 218.6 | 12 | 218.1 | 3 | 218.1 | 6 | 218.5 |
| 15 | 75 Team ISR | ISR | Filip Salaquarda | ISR | Libor Milota | CZE | Audi R8 LMS GT3 Evo II | PROAM | 6 | 219.0 | 10 | 219.0 | 14 | 218.1 | 3 | 217.7 | 2 | 217.7 | 7 | 218.3 |
| 16 | 9 GetSpeed | DEU | Anthony Bartone | DEU | Fabian Schiller | DEU | Mercedes AMG GT3 EVO | PRO | 8 | 218.6 | 12 | 218.1 | 11 | 217.7 | 3 | 217.7 | 10 | 217.3 | 2 | 217.9 |
| 17 | 707 Al Manar by Dragon Racing | OMN | Al Faisal Al Zubair | OMN | David Fumanelli | ITA | Ferrari 296 GT3 EVO | PRO | 9 | 218.6 | 3 | 218.1 | 9 | 218.1 | 12 | 217.7 | 5 | 217.7 | 8 | 218.0 |
| 18 | 51 AF Corse | ITA | Rafael Durán | ITA | Tommaso Mosca | ITA | Ferrari 296 GT3 EVO | PRO | 10 | 218.1 | 2 | 218.1 | 13 | 217.7 | 3 | 217.7 | 11 | 217.3 | 6 | 217.8 |
| 19 | 54 CBRX by SPS | DEU | Dexter Müller | DEU | Yannick Mettler | CHE | Mercedes AMG GT3 EVO | PROAM | 7 | 217.7 | 13 | 217.7 | 15 | 216.8 | 3 | 216.8 | 4 | 216.8 | 7 | 217.2 |
| 20 | 6 Baron Motorsport Team | DEU | Andrzej Lewandowski | DEU | Adrian Lewandowski | POL | Ferrari 296 GT3 | AM | 3 | 216.8 | 15 | 216.4 | 7 | 216.4 | 13 | 215.5 | 2 | 215.5 | 8 | 216.1 |
| 21 | 11 Fach Auto Tech | CHE | Lucas Wolf | CHE | Alexander Fach | CHE | Porsche 911 GT3 R EVO (992) | PROAM | 8 | 216.8 | 11 | 216.4 | 2 | 216.4 | 5 | 215.5 | 9 | 215.5 | 10 | 216.1 |
| 22 | 12 Fach Auto Tech | CHE | Joel Monegro Reyes | CHE | | DOM | Porsche 911 GT3 R EVO (992) | AM | 4 | 216.8 | 2 | 216.8 | 3 | 216.8 | 4 | 216.8 | 14 | 216.4 | 5 | 216.7 |
| 23 | 14 Good Speed Racing Team | POL | Piotr Wira | POL | Tomasz Magdziarz | POL | Aston Martin AMR Vantage GT3 | AM | 5 | 216.8 | 2 | 216.8 | 3 | 216.8 | 10 | 216.0 | 6 | 216.0 | 8 | 216.5 |
| 24 | 77 Grupo Prom Racing Team | DEU | Alfredo Hernández | DEU | | MEX | Mercedes AMG GT3 EVO | AM | 6 | 216.8 | 7 | 216.8 | 10 | 216.4 | 9 | 216.0 | 3 | 216.0 | 5 | 216.4 |
| 25 | 25 Into Africa Racing by Dragon Racing Intl. | ARE | Xolile Letlaka | ARE | Axcil Jefferies | ZAF | Ferrari 296 GT3 | PROAM | 9 | 216.4 | 14 | 216.0 | 7 | 215.5 | 4 | 215.5 | 8 | 215.5 | 9 | 215.8 |
| 26 | 81 Norik Racing | JPN | Norikazu Shibata | JPN | Charles Fagg | JPN | Ferrari 296 GT3 | PROAM | 10 | 216.4 | 2 | 216.4 | 3 | 216.0 | 4 | 216.0 | 6 | 216.0 | 8 | 216.1 |
| 27 | 16 AF Corse | ITA | Marcelo Hahn | ITA | Galid Osman | BRA | Ferrari 296 GT3 | AM | 7 | 215.1 | 9 | 214.7 | 3 | 214.7 | 5 | 214.7 | 8 | 214.2 | 6 | 214.7 |
| 28 | 5 Olimp Racing | POL | Stanislaw Jedliński | POL | Krystian Korzeniowski | POL | Ferrari 296 GT3 EVO | AM | 8 | 214.2 | 2 | 214.2 | 3 | 213.4 | 1 | 213.0 | 7 | 212.1 | 6 | 213.4 |



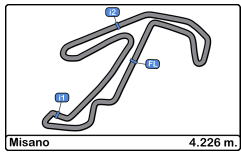


Misano
International GT Open
Qualifying - 1 Driver - 1
Fastest Laps Sequence



| Lap | Time of Day | Session Time | N° Entrant/Team | Nat | Driver 1 | Nat | Driver 2 | Nat | Vehicle | Cat | Time | Km/h |
|-----|--------------|--------------|--|-----|----------------------------|-----|-----------------------|-----|-----------------------------|--------|-----------------|-------|
| 2 | 10:28:40.110 | 3:40.110 | 7 PTT Racing | | Hubert Darmetko | | Fabian Dybionka | | BMW M4 GT3 EVO | PROAM* | 1:38.564 | 154.3 |
| 2 | 10:28:48.381 | 3:48.381 | 25 Into Africa Racing by Dragon Racing Intl. | | Xolile Letlaka | | Axcil Jefferies | | Ferrari 296 GT3 | PROAM | 1:38.340 | 154.7 |
| 2 | 10:28:53.893 | 3:53.893 | 6 Baron Motorsport Team | | Andrzej Lewandowski | | Adrian Lewandowski | | Ferrari 296 GT3 | AM | 1:36.451 | 157.7 |
| 2 | 10:29:12.514 | 4:12.514 | 12 Fach Auto Tech | | Joel Monegro Reyes | | | | Porsche 911 GT3 R EVO (992) | AM | 1:35.786 | 158.8 |
| 2 | 10:29:26.604 | 4:26.604 | 55 AF Corse | | Laurent De Meeus | | Vincent Abril | | Ferrari 296 GT3 EVO | PROAM | 1:32.873 | 163.8 |
| 2 | 10:29:57.028 | 4:57.028 | 911 ZRS Motorsport | | Pietro Armanni | | Alex Fontana | | Porsche 911 GT3 R EVO (992) | PRO | 1:32.801 | 163.9 |
| 3 | 10:31:28.410 | 6:28.410 | 63 Scuderia Villorba Corse | | Leonardo Moncini | | Rodrigo Testa | | Lamborghini Huracan Evo 2 | PRO | 1:32.597 | 164.2 |
| 3 | 10:31:29.471 | 6:29.471 | 911 ZRS Motorsport | | Pietro Armanni | | Alex Fontana | | Porsche 911 GT3 R EVO (992) | PRO | 1:32.443 | 164.5 |
| 2 | 10:31:34.003 | 6:34.003 | 777 Olimp Racing | | Marcin Jedliński | | Karol Basz | | Ferrari 296 GT3 EVO | PROAM | 1:32.070 | 165.2 |
| 4 | 10:34:41.173 | 9:41.173 | 777 Olimp Racing | | Marcin Jedliński | | Karol Basz | | Ferrari 296 GT3 EVO | PROAM | 1:31.776 | 165.7 |
| 10 | 10:57:22.350 | 32:22.350 | 33 Greystone GT | | Zac Meakin | | Dean Macdonald | | McLaren 720s GT3 Evo | PRO | 1:31.524 | 166.2 |
| 11 | 10:58:53.544 | 33:53.544 | 33 Greystone GT | | Zac Meakin | | Dean Macdonald | | McLaren 720s GT3 Evo | PRO | 1:31.194 | 166.8 |





Misano
International GT Open
Qualifying - 1 Driver - 1
Pit Stop Analysis



6 Andrzej Lewandowski Ferrari 296 GT3
 AM Adrian Lewandowski Baron Motorsport Team

| N° | In Day Time | In Time | Out Time | Pit Time | T. Pit Time | Handicap | Diff. |
|----|--------------|--------------|--------------|----------|-------------|----------|-------|
| 1 | 10:38:40.594 | 10:38:40.594 | 10:40:00.553 | 1:19.959 | 1:19.959 | | |
| 2 | 10:45:07.636 | 10:45:07.636 | 10:52:09.631 | 7:01.995 | 8:21.954 | | |

7 Hubert Darmetko BMW M4 GT3 EVO
 PROAM* Fabian Dybionka PTT Racing

| N° | In Day Time | In Time | Out Time | Pit Time | T. Pit Time | Handicap | Diff. |
|----|--------------|--------------|--------------|----------|-------------|----------|-------|
| 1 | 10:38:06.862 | 10:38:06.862 | 10:39:36.316 | 1:29.454 | 1:29.454 | | |
| 2 | 10:47:36.569 | 10:47:36.569 | 10:53:06.441 | 5:29.872 | 6:59.326 | | |

9 Anthony Bartone Mercedes AMG GT3 EVO
 PRO Fabian Schiller GetSpeed

| N° | In Day Time | In Time | Out Time | Pit Time | T. Pit Time | Handicap | Diff. |
|----|--------------|--------------|--------------|----------|-------------|----------|-------|
| 1 | 10:38:22.490 | 10:38:22.490 | 10:43:24.765 | 5:02.275 | 5:02.275 | | |
| 2 | 10:45:46.117 | 10:45:46.117 | 10:52:07.825 | 6:21.708 | 11:23.983 | | |

11 Lucas Wolf Porsche 911 GT3 R EVO (992)
 PROAM Alexander Fach Fach Auto Tech

| N° | In Day Time | In Time | Out Time | Pit Time | T. Pit Time | Handicap | Diff. |
|----|--------------|--------------|--------------|----------|-------------|----------|-------|
| 1 | 10:37:26.934 | 10:37:26.934 | 10:42:04.843 | 4:37.909 | 4:37.909 | | |
| 2 | 10:46:36.751 | 10:46:36.751 | 10:52:21.671 | 5:44.920 | 10:22.829 | | |

12 Joel Monegro Reyes Porsche 911 GT3 R EVO (992)
 AM Fach Auto Tech

| N° | In Day Time | In Time | Out Time | Pit Time | T. Pit Time | Handicap | Diff. |
|----|--------------|--------------|--------------|----------|-------------|----------|-------|
| 1 | 10:35:38.852 | 10:35:38.852 | 10:37:14.974 | 1:36.122 | 1:36.122 | | |
| 2 | 10:46:22.698 | 10:46:22.698 | 10:52:51.029 | 6:28.331 | 8:04.453 | | |

14 Piotr Wira Aston Martin AMR Vantage GT3 EVO
 AM Tomasz Magdziarz Good Speed Racing Team

| N° | In Day Time | In Time | Out Time | Pit Time | T. Pit Time | Handicap | Diff. |
|----|--------------|--------------|--------------|----------|-------------|----------|-------|
| 1 | 10:36:48.071 | 10:36:48.071 | 10:38:01.028 | 1:12.957 | 1:12.957 | | |

17 Tom Emson Ferrari 296 GT3 EVO
 PRO Tom Lebbon Elite Motorsport with Entire Race Engine

| N° | In Day Time | In Time | Out Time | Pit Time | T. Pit Time | Handicap | Diff. |
|----|--------------|--------------|--------------|----------|-------------|----------|-------|
| 1 | 10:36:30.272 | 10:36:30.272 | 10:41:47.887 | 5:17.615 | 5:17.615 | | |
| 2 | 10:45:52.904 | 10:45:52.904 | 10:52:26.804 | 6:33.900 | 11:51.515 | | |

25 Xolile Letlaka Ferrari 296 GT3
 PROAM Axcil Jefferies Into Africa Racing by Dragon Racing Intl.

| N° | In Day Time | In Time | Out Time | Pit Time | T. Pit Time | Handicap | Diff. |
|----|--------------|--------------|--------------|----------|-------------|----------|-------|
| 1 | 10:40:16.824 | 10:40:16.824 | 10:41:32.096 | 1:15.272 | 1:15.272 | | |
| 2 | 10:44:58.504 | 10:44:58.504 | 10:52:29.847 | 7:31.343 | 8:46.615 | | |

26 Michaël Blanchemain Audi R8 LMS GT3 Evo II
 PROAM Jim Pla Saintéloc Racing

| N° | In Day Time | In Time | Out Time | Pit Time | T. Pit Time | Handicap | Diff. |
|----|--------------|--------------|--------------|----------|-------------|----------|-------|
| 1 | 10:28:37.264 | 10:28:37.264 | 10:32:11.024 | 3:33.760 | 3:33.760 | | |
| 2 | 10:40:19.124 | 10:40:19.124 | 10:41:52.954 | 1:33.830 | 5:07.590 | | |
| 3 | 10:46:02.687 | 10:46:02.687 | 10:52:16.909 | 6:14.222 | 11:21.812 | | |

28 Marcelo Ramírez Mercedes AMG GT3 EVO
 PRO Dominik Baumann Team Motopark

| N° | In Day Time | In Time | Out Time | Pit Time | T. Pit Time | Handicap | Diff. |
|----|--------------|--------------|--------------|----------|-------------|----------|-------|
| 1 | 10:38:55.990 | 10:38:55.990 | 10:42:02.444 | 3:06.454 | 3:06.454 | | |
| 2 | 10:46:16.914 | 10:46:16.914 | 10:52:18.099 | 6:01.185 | 9:07.639 | | |

33 Zac Meakin McLaren 720s GT3 Evo
 PRO Dean Macdonald Greystone GT

| N° | In Day Time | In Time | Out Time | Pit Time | T. Pit Time | Handicap | Diff. |
|----|--------------|--------------|--------------|----------|-------------|----------|-------|
| 1 | 10:37:20.174 | 10:37:20.174 | 10:41:43.561 | 4:23.387 | 4:23.387 | | |
| 2 | 10:46:01.278 | 10:46:01.278 | 10:52:20.011 | 6:18.733 | 10:42.120 | | |

39 Huilin Han Ferrari 296 GT3
 AM Target Racing

| N° | In Day Time | In Time | Out Time | Pit Time | T. Pit Time | Handicap | Diff. |
|----|--------------|--------------|--------------|----------|-------------|----------|-------|
| 1 | 10:35:30.576 | 10:35:30.576 | 10:36:48.640 | 1:18.064 | 1:18.064 | | |

51 Rafael Durán Ferrari 296 GT3 EVO
 PRO Tommaso Mosca AF Corse

| N° | In Day Time | In Time | Out Time | Pit Time | T. Pit Time | Handicap | Diff. |
|----|--------------|--------------|--------------|----------|-------------|----------|-------|
| 1 | 10:36:52.840 | 10:36:52.840 | 10:39:55.293 | 3:02.453 | 3:02.453 | | |
| 2 | 10:44:54.627 | 10:44:54.627 | 10:52:06.403 | 7:11.776 | 10:14.229 | | |

54 Dexter Müller Mercedes AMG GT3 EVO
 PROAM Yannick Mettler CBRX by SPS

| N° | In Day Time | In Time | Out Time | Pit Time | T. Pit Time | Handicap | Diff. |
|----|--------------|--------------|--------------|----------|-------------|----------|-------|
| 1 | 10:37:34.468 | 10:37:34.468 | 10:39:10.955 | 1:36.487 | 1:36.487 | | |
| 2 | 10:46:49.798 | 10:46:49.798 | 10:52:04.877 | 5:15.079 | 6:51.566 | | |

55 Laurent De Meeus Ferrari 296 GT3 EVO
 PROAM Vincent Abril AF Corse

| N° | In Day Time | In Time | Out Time | Pit Time | T. Pit Time | Handicap | Diff. |
|----|--------------|--------------|--------------|----------|-------------|----------|-------|
| 1 | 10:37:16.823 | 10:37:16.823 | 10:39:25.914 | 2:09.091 | 2:09.091 | | |
| 2 | 10:47:16.831 | 10:47:16.831 | 10:52:42.841 | 5:26.010 | 7:35.101 | | |

63 Leonardo Moncini Lamborghini Huracan Evo 2
 PRO Rodrigo Testa Scuderia Villorba Corse

| N° | In Day Time | In Time | Out Time | Pit Time | T. Pit Time | Handicap | Diff. |
|----|--------------|--------------|--------------|----------|-------------|----------|-------|
| 1 | 10:37:56.178 | 10:37:56.178 | 10:39:23.674 | 1:27.496 | 1:27.496 | | |

71 Christian Mansell Mercedes AMG GT3 EVO
 PRO Maximilian Götz Team Motopark

| N° | In Day Time | In Time | Out Time | Pit Time | T. Pit Time | Handicap | Diff. |
|----|--------------|--------------|--------------|----------|-------------|----------|-------|
| 1 | 10:37:24.576 | 10:37:24.576 | 10:41:46.352 | 4:21.776 | 4:21.776 | | |
| 2 | 10:45:50.570 | 10:45:50.570 | 10:52:15.545 | 6:24.975 | 10:46.751 | | |

75 Filip Salaquarda Audi R8 LMS GT3 Evo II
 PROAM Libor Milota Team ISR

| N° | In Day Time | In Time | Out Time | Pit Time | T. Pit Time | Handicap | Diff. |
|----|--------------|--------------|--------------|----------|-------------|----------|-------|
| 1 | 10:35:33.261 | 10:35:33.261 | 10:37:34.784 | 2:01.523 | 2:01.523 | | |
| 2 | 10:46:47.245 | 10:46:47.245 | 10:52:33.838 | 5:46.593 | 7:48.116 | | |

81 Norikazu Shibata Ferrari 296 GT3
 PROAM Charles Fagg Norik Racing

| N° | In Day Time | In Time | Out Time | Pit Time | T. Pit Time | Handicap | Diff. |
|----|--------------|--------------|--------------|----------|-------------|----------|-------|
| 1 | 10:36:45.269 | 10:36:45.269 | 10:39:33.370 | 2:48.101 | 2:48.101 | | |
| 2 | 10:44:47.966 | 10:44:47.966 | 10:52:37.834 | 7:49.868 | 10:37.969 | | |

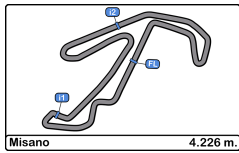
88 Darren Kell McLaren 720 Evo GT3
 PROAM James Kell Track Focused

| N° | In Day Time | In Time | Out Time | Pit Time | T. Pit Time | Handicap | Diff. |
|----|--------------|--------------|--------------|----------|-------------|----------|-------|
| 1 | 10:35:37.713 | 10:35:37.713 | 10:37:44.686 | 2:06.973 | 2:06.973 | | |

96 Yaroslav Veselaho Ferrari 296 GT3 EVO
 PRO Lorenzo Ferrari AF Corse

| N° | In Day Time | In Time | Out Time | Pit Time | T. Pit Time | Handicap | Diff. |
|----|--------------|--------------|--------------|----------|-------------|----------|-------|
| 1 | 10:37:06.125 | 10:37:06.125 | 10:39:01.106 | 1:54.981 | 1:54.981 | | |
| 2 | 10:46:31.766 | 10:46:31.766 | 10:52:11.066 | 5:39.300 | 7:34.281 | | |





Misano
International GT Open
Qualifying - 1 Driver - 1
Pit Stop Analysis



707 Al Faisal Al Zubair Ferrari 296 GT3 EVO

PRO David Fumanelli Al Manar by Dragon Racing

| N° | In Day Time | In Time | Out Time | Pit Time | T. Pit Time | Handicap | Diff. |
|----|--------------|--------------|--------------|----------|-------------|----------|-------|
| 1 | 10:37:01.692 | 10:37:01.692 | 10:39:53.033 | 2:51.341 | 2:51.341 | | |
| 2 | 10:44:50.935 | 10:44:50.935 | 10:53:35.383 | 8:44.448 | 11:35.789 | | |

777 Marcin Jedliński Ferrari 296 GT3 EVO

PROAM Karol Basz Olimp Racing

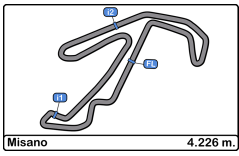
| N° | In Day Time | In Time | Out Time | Pit Time | T. Pit Time | Handicap | Diff. |
|----|--------------|--------------|--------------|----------|-------------|----------|-------|
| 1 | 10:36:17.885 | 10:36:17.885 | 10:42:21.539 | 6:03.654 | 6:03.654 | | |
| 2 | 10:46:38.705 | 10:46:38.705 | 10:52:25.345 | 5:46.640 | 11:50.294 | | |

911 Pietro Armani Porsche 911 GT3 R EVO (992)

PRO Alex Fontana ZRS Motorsport

| N° | In Day Time | In Time | Out Time | Pit Time | T. Pit Time | Handicap | Diff. |
|----|--------------|--------------|--------------|----------|-------------|----------|-------|
| 1 | 10:37:50.072 | 10:37:50.072 | 10:41:55.250 | 4:05.178 | 4:05.178 | | |
| 2 | 10:46:12.575 | 10:46:12.575 | 10:52:55.540 | 6:42.965 | 10:48.143 | | |

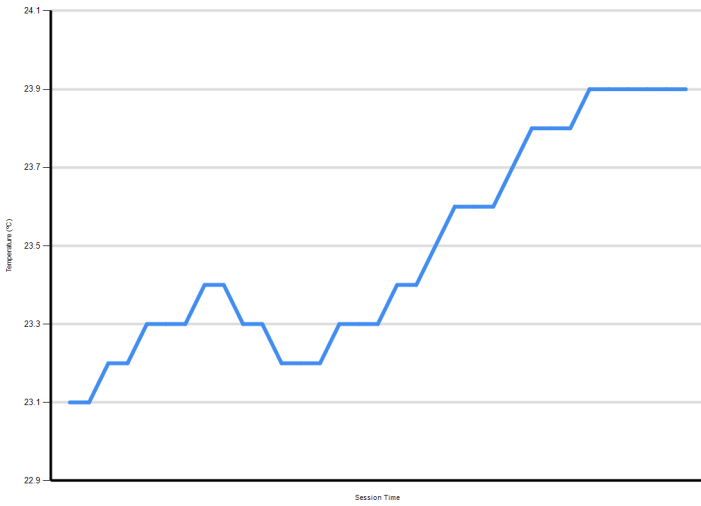




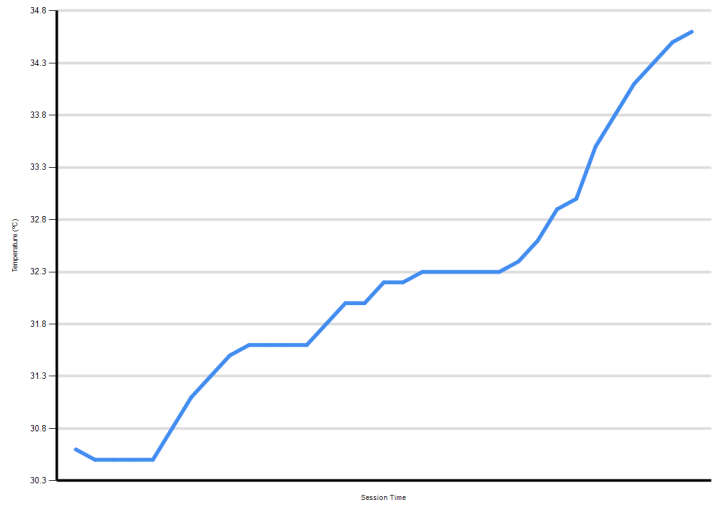
Misano
International GT Open
Qualifying - 1 Driver - 1
Weather Report



Air Temperature



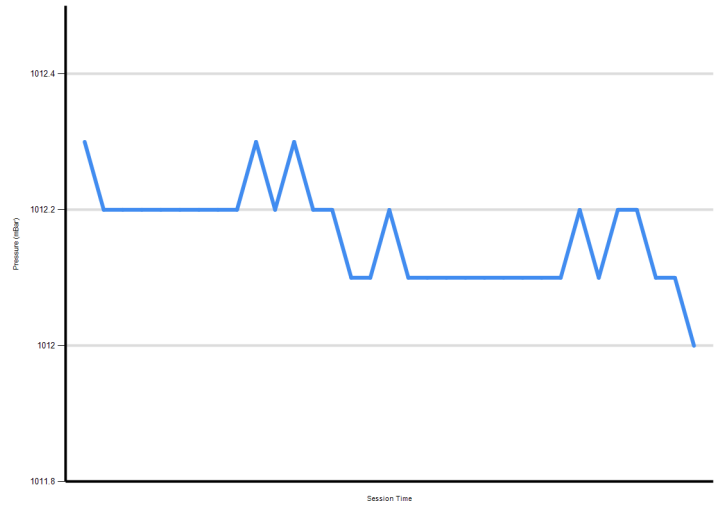
Track Temperature



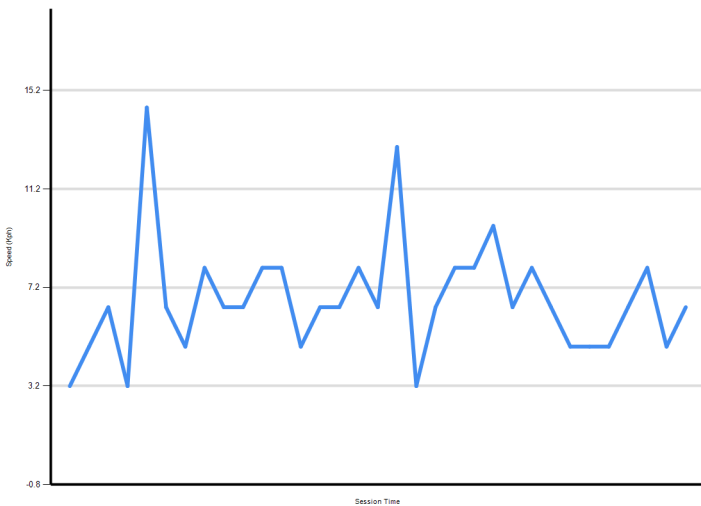
Humidity



Pressure



Wind Speed



Wind direction

