

Spa Francorchamps
International GT Open
Qualifying - 1 Driver - 1
Provisional Results

INTERNATIONAL
GT OPEN 500

Cls	Nº	Entrant/Team	Nat	Driver 1	Nat	Driver 2	Nat	Vehicle	Cat	Cls	Laps	Best	Time	Gap	Interval	Km/h
1	71	Team Motopark	DEU	Christian Mansell	AUS	Maximilian Götz	DEU	Mercedes AMG GT3 EVO	PRO	1	10	6	2:14.708			187.1
2	51	AF Corse	ITA	Rafael Durán	ESP	Tommaso Mosca	ITA	Ferrari 296 GT3 EVO	PRO	2	9	2	2:15.425	0.717	0.717	186.1
3	33	Greystone GT	GBR	Zac Meakin	GBR	Dean Macdonald	GBR	McLaren 720s GT3 Evo	PRO	3	9	8	2:15.530	0.822	0.105	186.0
4	44	Greystone GT	GBR	Jayden Kelly	GBR	McKenzy Cresswell	GBR	McLaren 720s GT3 Evo	PRO	4	9	4	2:15.663	0.955	0.133	185.8
5	63	Scuderia Villorba Corse	ITA	Leonardo Moncini	ITA	Rodrigo Testa	PRT	Lamborghini Huracan Evo 2	PRO	5	8	3	2:15.667	0.959	0.004	185.8
6	17	Elite Motorsport with Entire Race Engineering	GBR	Tom Emson	GBR	Tom Lebbon	GBR	Ferrari 296 GT3 EVO	PRO	6	10	7	2:15.716	1.008	0.049	185.7
7	911	ZRS Motorsport	ITA	Pietro Armani	ITA	Norbert Siedler	AUT	Porsche 911 GT3 R EVO (992)	PRO	7	10	8	2:15.819	1.111	0.103	185.6
8	14	Good Speed Racing Team	POL	Piotr Wira	POL	Tomasz Magdziarz	POL	Aston Martin AMR Vantage GT3 E	AM	1	9	8	2:16.634	1.926	0.815	184.5
9	96	AF Corse	ITA	Yaroslav Veselaho	UKR	Yifei Ye	CHN	Ferrari 296 GT3 EVO	PRO	8	10	9	2:16.836	2.128	0.202	184.2
10	75	Team ISR	CZE	Filip Salaquarda	CZE	Libor Milota	CZE	Audi R8 LMS GT3 Evo II	PROAM	1	9	8	2:16.885	2.177	0.049	184.2
11	7	PTT Racing	POL	Hubert Darmetko	POL	Fabian Dybionka	POL	BMW M4 GT3 EVO	PROAM*	2	9	4	2:16.954	2.246	0.069	184.1
12	28	Team Motopark	DEU	Marcelo Ramirez	MEX	Dominik Baumann	AUT	Mercedes AMG GT3 EVO	PRO	9	10	10	2:17.650	2.942	0.696	183.1
13	97	Blackthorn	GBR	Charles Bateman	GBR	Jonny Adam	GBR	Aston Martin AMR Vantage GT3 E	PROAM	3	11	8	2:17.833	3.125	0.183	182.9
14	54	CBRX by SPS	DEU	Dexter Müller	GBR	Yannick Mettler	GBR	Mercedes AMG GT3 EVO	PROAM	4	10	8	2:17.978	3.270	0.145	182.7
15	27	Optimum Motorsport	GBR	Morgan Tillbrook	GBR	Ben Barnicoat	GBR	McLaren 720s GT3 Evo	PROAM	5	11	10	2:18.309	3.601	0.331	182.3
16	777	Olimp Racing	POL	Marcin Jedliński	POL	Karol Basz	POL	Ferrari 296 GT3 EVO	PROAM	6	9	6	2:18.351	3.643	0.042	182.2
17	26	Saintéloc Racing	FRA	Michaël Blanchemain	FRA	Jim Pla	FRA	Audi R8 LMS GT3 Evo II	PROAM	7	10	10	2:18.464	3.756	0.113	182.1
18	11	Fach Auto Tech	CHE	Alexander Schwarzer	MEX	Alexander Fach	CHE	Porsche 911 GT3 R EVO (992)	PROAM	8	10	7	2:18.480	3.772	0.016	182.0
19	6	Baron Motorsport Team	AUT	Andrzej Lewandowski	POL	Adrian Lewandowski	POL	Ferrari 296 GT3	AM	2	10	6	2:18.850	4.142	0.370	181.5
20	88	Track Focused	GBR	Darren Kell	GBR	James Kell	GBR	McLaren 720 Evo GT3	PROAM	9	10	10	2:19.298	4.590	0.448	181.0
21	10	2 Seas Motorsport	BHR	Scott Noble	USA	Jason Hart	USA	Mercedes AMG GT3 EVO	AM	3	10	10	2:19.328	4.620	0.030	180.9
22	55	AF Corse	ITA	Laurent De Meeus	BEL	Vincent Abril	FRA	Ferrari 296 GT3 EVO	PROAM	10	10	5	2:19.542	4.834	0.214	180.6
23	12	Fach Auto Tech	CHE	Joel Monegro Reyes	DOM	Lucas Wolf	DEU	Porsche 911 GT3 R EVO (992)	AM	4	10	10	2:19.704	4.996	0.162	180.4
24	108	Iron Lynx	ITA	Ameerh Naran	ZWE	Theodor Jensen	DNK	Mercedes AMG GT3 EVO	PROAM	11	11	9	2:19.872	5.164	0.168	180.2
25	25	Into Africa Racing by Dragon Racing Intl.	ARE	Xolile Letlaka	ZAF	Stuart White	ZAF	Ferrari 296 GT3	PROAM	12	10	9	2:19.986	5.278	0.114	180.1
26	77	Grupo Prom Racing Team	DEU	Alfredo Hernández	MEX	Stéphane Tribaudini	FRA	Mercedes AMG GT3 EVO	AM	5	11	10	2:20.140	5.432	0.154	179.9
27	16	AF Corse	ITA	Marcelo Hahn	BRA	Galid Osman	BRA	Ferrari 296 GT3	AM	6	10	7	2:20.303	5.595	0.163	179.7
28	117	Mikkel O. Pedersen Racing	DNK	Mikkel O. Pedersen	DNK	Lars Engelbrekt Pedersen	DNK	Porsche 911 GT3 R EVO (992)	PROAM	13	11	8	2:20.948	6.240	0.645	178.8
29	80	AF Motorsport	PRT	André Fernandes	PRT	Angelo Fontana	PRT	Porsche 991.2 GT3R	AM	7	10	5	2:21.488	6.780	0.540	178.2
30	24	Greystone GT	GBR	Andrey Borodin	ITA	Oliver Webb	ITA	McLaren 720s GT3 Evo	PROAM	14	10	6	2:22.210	7.502	0.722	177.3
31	5	Olimp Racing	POL	Stanislaw Jedliński	POL	Krystian Korzeniowski	POL	Ferrari 296 GT3 EVO	AM	8	9	5	2:32.931	18.223	10.721	164.8

Published at:.....

Track Temp: 16.4 °C Air Temp: 8.7 °C Humidity: 64 % Track Status: WET

Race Director:

Alessandro Ferrari

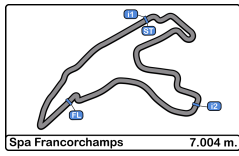
ACI DGA 392080

Timekeeper:

Luis Garcia

JCR-2654-ESP/M





Spa Francorchamps
International GT Open
Qualifying - 1 Driver - 1
Track Limit



The Stewards, having received a report from Race Director, have considered the following matter and determine the following:

Session Qualifying - 1 Driver - 1
Fact The cars below did not use the track at the turns listed below

Infringement Breach of Appendix L Chapter IV Article 2 c) of the FIA International Sporting Code and Article 19.4/19.5 of the Sporting Regulations.

Decision Deletion of the lap times shown in accordance with Article 12.4.1.e of the FIA International Sporting Code.

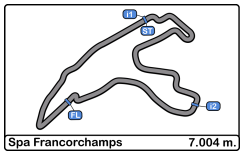
Note

- Certain decisions of the Stewards are subject to appeal (Article 15 of the FIA International Sporting Code).
- These penalties are not subject to appeal Article.12.3.4 of the FIA International Sporting Code and Article 16.5 of the Sporting Regulations.
- According to Article.12.3.3.b of the FIA International Sporting Code these decisions become immediately binding even in case of an appeal.

Ord	Turn	N° Driver	Entrant/Team	Time of Day	Lap Time
1	0	97 Bateman - Adam	Blackthorn	11:10:52.656	11:10:52.656
2	17	26 Blanchemain - Pla	Saintéloc Racing	11:13:07.558	2:22.941
3	17	6 Lewandowski - Lewandowski	Baron Motorsport Team	11:13:20.359	2:24.761
4	4	88 Kell - Kell	Track Focused	11:14:11.624	2:22.694
5	17	26 Blanchemain - Pla	Saintéloc Racing	11:15:28.741	2:21.183
6	17	10 Noble - Hart	2 Seas Motorsport	11:15:48.580	2:22.367
7	4	117 Pedersen - Pedersen	Mikkel O. Pedersen Racing	11:16:09.340	2:25.552
8	17	5 Jedliński - Korzeniowski	Olimp Racing	11:16:51.419	2:36.269
9	4	16 Hahn - Osman	AF Corse	11:17:10.081	2:29.874
10	4	25 Letlaka - White	<small>Into Africa Racing by Dragon Racing Intl.</small>	11:17:40.389	2:23.112
11	4	28 Ramírez - Baumann	Team Motopark	11:17:56.788	2:18.659
12	10	71 Mansell - Götz	Team Motopark	11:18:48.087	2:27.461
13	4	777 Jedliński - Basz	Olimp Racing	11:19:17.290	2:20.339
14	4	911 Armanni - Siedler	ZRS Motorsport	11:20:25.897	2:25.297
15	17	6 Lewandowski - Lewandowski	Baron Motorsport Team	11:20:28.116	2:20.469
16	17	54 Müller - Mettler	CBRX by SPS	11:20:54.862	2:26.907
17	17	27 Tillbrook - Barnicoat	Optimum Motorsport	11:21:03.348	2:23.679
18	4	44 Kelly - Cresswell	Greystone GT	11:22:07.241	2:35.594
19	4	16 Hahn - Osman	AF Corse	11:22:42.594	2:20.807
20	4	96 Veselaho - Ye	AF Corse	11:23:32.656	2:17.229
21	4	88 Kell - Kell	Track Focused	11:23:48.283	2:34.112
22	10	16 Hahn - Osman	AF Corse	11:25:03.075	2:20.481
23	17	6 Lewandowski - Lewandowski	Baron Motorsport Team	11:25:05.637	2:18.671
24	4	77 Hernández - Tribaudini	Grupo Prom Racing Team	11:25:27.330	2:20.696
25	4	80 Fernandes - Fontana	AF Motorsport	11:25:42.285	2:21.577
26	4	54 Müller - Mettler	CBRX by SPS	11:26:39.331	2:21.016
27	4	63 Moncini - Testa	Scuderia Villorba Corse	11:26:48.861	2:34.103
28	10	6 Lewandowski - Lewandowski	Baron Motorsport Team	11:27:29.186	2:23.549
29	4	80 Fernandes - Fontana	AF Motorsport	11:28:06.741	2:24.456
30	4	27 Tillbrook - Barnicoat	Optimum Motorsport	11:28:17.364	2:19.255
31	4	11 Schwarzer - Fach	Fach Auto Tech	11:28:19.765	2:18.341
32	10	75 Salaquarda - Milota	Team ISR	11:28:27.960	2:27.410
33	17	26 Blanchemain - Pla	Saintéloc Racing	11:28:55.188	2:18.122
34	4	71 Mansell - Götz	Team Motopark	11:29:54.475	2:20.748
35	4	117 Pedersen - Pedersen	Mikkel O. Pedersen Racing	11:30:21.120	2:21.430
36	4	97 Bateman - Adam	Blackthorn	11:30:26.546	2:25.092
37	17	80 Fernandes - Fontana	AF Motorsport	11:30:28.391	2:21.650
38	4	777 Jedliński - Basz	Olimp Racing	11:30:52.920	2:21.041
39	10	26 Blanchemain - Pla	Saintéloc Racing	11:31:15.536	2:20.348

The Stewards:





Spa Francorchamps
International GT Open
Qualifying - 1 Driver - 1
Track Limit

INTERNATIONAL
GT OPEN 500

The Stewards, having received a report from Race Director, have considered the following matter and determine the following:

Session Qualifying - 1 Driver - 1

Fact The cars below did not use the track at the turns listed below

Infringement Breach of Appendix L Chapter IV Article 2 c) of the FIA International Sporting Code and Article 19.4/19.5 of the Sporting Regulations.

Decision Deletion of the lap times shown in accordance with Article 12.4.1.e of the FIA International Sporting Code.

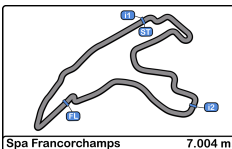
Note

- Certain decisions of the Stewards are subject to appeal (Article 15 of the FIA International Sporting Code).
- These penalties are not subject to appeal Article.12.3.4 of the FIA International Sporting Code and Article 16.5 of the Sporting Regulations.
- According to Article.12.3.3.b of the FIA International Sporting Code these decisions become immediately binding even in case of an appeal.

Ord	Turn	N° Driver	Entrant/Team	Time of Day	Lap Time
40	4	54 Müller - Mettler	CBRX by SPS	11:31:21.257	2:23.948
41	17	6 Lewandowski - Lewandowski	Baron Motorsport Team	11:32:26.859	2:36.970
42	4	11 Schwarzer - Fach	Fach Auto Tech	11:33:02.223	2:23.951
43	4	777 Jedliński - Basz	Olimp Racing	11:33:21.385	2:28.465
44	4	54 Müller - Mettler	CBRX by SPS	11:33:39.684	2:18.427
45	4	55 De Meeus - Abril	AF Corse	11:34:52.796	2:19.579
46	4	117 Pedersen - Pedersen	Mikkel O. Pedersen Racing	11:35:11.071	2:28.628
47	4	80 Fernandes - Fontana	AF Motorsport	11:35:13.808	2:22.796
48	4	24 Borodin - Webb	Greystone GT	11:36:14.997	4:17.180
49	4	27 Tillbrook - Barnicoat	Optimum Motorsport	11:36:26.676	3:31.155

The Stewards:





Spa Francorchamps
International GT Open
Qualifying - 1 Driver - 1
Provisional Results by Category

INTERNATIONAL
GT OPEN 500

PRO																
Cls	Nº	Entrant/Team	Nat	Driver 1	Nat	Driver 2	Nat	Vehicle	Cat	Cls	Laps	Best	Time	Gap	Interval	Km/h
1	71	Team Motopark	DEU	Christian Mansell	AUS	Maximilian Götz	DEU	Mercedes AMG GT3 EVO	PRO	1	10	6	2:14.708			187.1
2	51	AF Corse	ITA	Rafael Durán	ESP	Tommaso Mosca	ITA	Ferrari 296 GT3 EVO	PRO	2	9	2	2:15.425	0.717	0.717	186.1
3	33	Greystone GT	GBR	Zac Meakin	GBR	Dean Macdonald	GBR	McLaren 720s GT3 Evo	PRO	3	9	8	2:15.530	0.822	0.105	186.0
4	44	Greystone GT	GBR	Jayden Kelly	GBR	McKenzy Cresswell	GBR	McLaren 720s GT3 Evo	PRO	4	9	4	2:15.663	0.955	0.133	185.8
5	63	Scuderia Villorba Corse	ITA	Leonardo Moncini	ITA	Rodrigo Testa	PRT	Lamborghini Huracan Evo 2	PRO	5	8	3	2:15.667	0.959	0.004	185.8
6	17	Elite Motorsport with Entire Race Engineering	GBR	Tom Emson	GBR	Tom Lebbon	GBR	Ferrari 296 GT3 EVO	PRO	6	10	7	2:15.716	1.008	0.049	185.7
7	911	ZRS Motorsport	ITA	Pietro Armani	ITA	Norbert Siedler	AUT	Porsche 911 GT3 R EVO (992)	PRO	7	10	8	2:15.819	1.111	0.103	185.6
8	96	AF Corse	ITA	Yaroslav Veselaho	UKR	Yifei Ye	CHN	Ferrari 296 GT3 EVO	PRO	8	10	9	2:16.836	2.128	1.017	184.2
9	28	Team Motopark	DEU	Marcelo Ramírez	MEX	Dominik Baumann	AUT	Mercedes AMG GT3 EVO	PRO	9	10	10	2:17.650	2.942	0.814	183.1

AM																
Cls	Nº	Entrant/Team	Nat	Driver 1	Nat	Driver 2	Nat	Vehicle	Cat	Cls	Laps	Best	Time	Gap	Interval	Km/h
1	14	Good Speed Racing Team	POL	Piotr Wira	POL	Tomasz Magdziarz	POL	Aston Martin AMR Vantage GT3 E	AM	1	9	8	2:16.634			184.5
2	6	Baron Motorsport Team	AUT	Andrzej Lewandowski	POL	Adrian Lewandowski	POL	Ferrari 296 GT3	AM	2	10	6	2:18.850	2.216	2.216	181.5
3	10	2 Seas Motorsport	GBR	Scott Noble	USA	Jason Hart	USA	Mercedes AMG GT3 EVO	AM	3	10	10	2:19.328	2.694	0.478	180.9
4	12	Fach Auto Tech	CHE	Joel Monegro Reyes	DOM	Lucas Wolf	DEU	Porsche 911 GT3 R EVO (992)	AM	4	10	10	2:19.704	3.070	0.376	180.4
5	77	Grupo Prom Racing Team	DEU	Alfredo Hernández	MEX	Stéphane Tribaudini	FRA	Mercedes AMG GT3 EVO	AM	5	11	10	2:20.140	3.506	0.436	179.9
6	16	AF Corse	ITA	Marcelo Hahn	BRA	Galid Osman	BRA	Ferrari 296 GT3	AM	6	10	7	2:20.303	3.669	0.163	179.7
7	80	AF Motorsport	PRT	André Fernandes	PRT	Angelo Fontana	VEN	Porsche 991.2 GT3R	AM	7	10	5	2:21.488	4.854	1.185	178.2
8	5	Olimp Racing	POL	Stanislaw Jedliński	POL	Krystian Korzeniowski	POL	Ferrari 296 GT3 EVO	AM	8	9	5	2:32.931	16.297	11.443	164.8

PROAM																
Cls	Nº	Entrant/Team	Nat	Driver 1	Nat	Driver 2	Nat	Vehicle	Cat	Cls	Laps	Best	Time	Gap	Interval	Km/h
1	75	Team ISR	CZE	Filip Salaquarda	CZE	Libor Milota	CZE	Audi R8 LMS GT3 Evo II	PROAM	1	9	8	2:16.885			184.2
2	7	PTT Racing	POL	Hubert Darmetko	POL	Fabian Dybionka	POL	BMW M4 GT3 EVO	PROAM*	2	9	4	2:16.954	0.069	0.069	184.1
3	97	Blackthorn	GBR	Charles Bateman	GBR	Jonny Adam	GBR	Aston Martin AMR Vantage GT3 E	PROAM	3	11	8	2:17.833	0.948	0.879	182.9
4	54	CBRX by SPS	DEU	Dexter Müller	CHE	Yannick Mettler	CHE	Mercedes AMG GT3 EVO	PROAM	4	10	8	2:17.978	1.093	0.145	182.7
5	27	Optimum Motorsport	GBR	Morgan Tillbrook	GBR	Ben Barnicoat	GBR	McLaren 720s GT3 Evo	PROAM	5	11	10	2:18.309	1.424	0.331	182.3
6	777	Olimp Racing	POL	Marcin Jedliński	POL	Karol Basz	POL	Ferrari 296 GT3 EVO	PROAM	6	9	6	2:18.351	1.466	0.042	182.2
7	26	Saintéloc Racing	FRA	Michaël Blanchemain	FRA	Jim Pla	FRA	Audi R8 LMS GT3 Evo II	PROAM	7	10	10	2:18.464	1.579	0.113	182.1
8	11	Fach Auto Tech	CHE	Alexander Schwarzer	MEX	Alexander Fach	CHE	Porsche 911 GT3 R EVO (992)	PROAM	8	10	7	2:18.480	1.595	0.016	182.0
9	88	Track Focused	GBR	Darren Kell	GBR	James Kell	GBR	McLaren 720 Evo GT3	PROAM	9	10	10	2:19.298	2.413	0.818	181.0
10	55	AF Corse	ITA	Laurent De Meeus	BEL	Vincent Abril	FRA	Ferrari 296 GT3 EVO	PROAM	10	10	5	2:19.542	2.657	0.244	180.6

Published at:.....

Track Temp: 16.4 °C Air Temp: 8.7 °C Humidity: 64 % Track Status: WET

Race Director:

Alessandro Ferrari

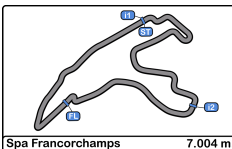
ACI DGA 392080

Timekeeper:

Luis Garcia

JCR-2654-ESP/M





Spa Francorchamps
International GT Open
Qualifying - 1 Driver - 1
Provisional Results by Category

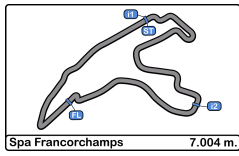
PROAM																
Cls	N°	Entrant/Team	Nat	Driver 1	Nat	Driver 2	Nat	Vehicle	Cat	Cls	Laps	Best	Time	Gap	Interval	Km/h
11	108	Iron Lynx		<u>Ameerh Naran</u>		Theodor Jensen		Mercedes AMG GT3 EVO	PROAM	11	11	9	2:19.872	2.987	0.330	180.2
12	25	Into Africa Racing by Dragon Racing Intl.		<u>Xolile Letlaka</u>		Stuart White		Ferrari 296 GT3	PROAM	12	10	9	2:19.986	3.101	0.114	180.1
13	117	Mikkel O. Pedersen Racing		Mikkel O. Pedersen		<u>Lars Engelbrekt Pedersen</u>		Porsche 911 GT3 R EVO (992)	PROAM	13	11	8	2:20.948	4.063	0.962	178.8
14	24	Greystone GT		<u>Andrey Borodin</u>		Oliver Webb		McLaren 720s GT3 Evo	PROAM	14	10	6	2:22.210	5.325	1.262	177.3

Published at:.....

Track Temp: 16.4 °C Air Temp: 8.7 °C Humidity: 64 % Track Status: WET

Race Director:	Alessandro Ferrari ACI DGA 392080	Timekeeper:	Luis Garcia JCR-2654-ESP/M
-----------------------	--------------------------------------	--------------------	-----------------------------------

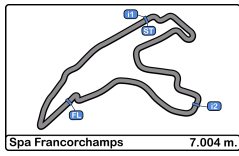




Spa Francorchamps
International GT Open
Qualifying - 1 Driver - 1
Lap Analysis

5							11								
Stanislaw Jedliński AM Krystian Korzeniewski Olimp Racing							Ferrari 296 GT3 EVO PROAM Alexander Fach Fach Auto Tech								
Lap	D	Time	Sector 1	Sector 2	Sector 3	T. Spd	Elapsed	Lap	D	Time	Sector 1	Sector 2	Sector 3	T. Spd	Elapsed
1	1	11:11:38.812	11:09:44.369	1:14.499	39.944	246.0	11:11:38.812	1	1	11:11:10.565	11:09:27.244	1:06.971	36.350	255.9	11:11:10.565
2	1	2:36.338	42.223	1:13.703	40.412	251.7	11:14:15.150	2	1	2:19.685	39.337	1:04.715	35.633	261.5	11:13:30.250
3	1	2:36.269	42.723	1:13.533	40.013	251.7	11:16:51.419	3	1	2:19.266	39.276	1:04.584	35.406	263.4	11:15:49.516
4	1	2:36.479	41.972	1:14.254	40.253	252.3	11:19:27.898	4	1	2:18.988	39.292	1:04.444	35.252	264.7	11:18:08.504
5	1	2:32.931	42.090	1:11.499	39.342	251.1	11:22:00.829	5	1	2:28.627 P	40.099	1:05.600	42.928	222.2	11:20:37.131
6	1	2:33.659	42.311	1:11.495	39.853	252.3	11:24:34.488	6	1	3:05.813	1:21.601	1:08.505	35.707	240.0	11:23:42.944
7	1	2:35.926	41.578	1:14.721	39.627	255.9	11:27:10.414	7	1	2:18.480	38.977	1:04.144	35.359	264.0	11:26:01.424
8	1	2:38.089	42.287	1:14.950	40.852	248.8	11:29:48.503	8	1	2:18.344	38.896	1:04.163	35.282	266.6	11:28:19.765
9	1	2:54.268 P	42.167	1:16.898	55.203	246.0	11:32:42.771	9	1	2:18.507	38.965	1:04.041	35.501	265.3	11:30:38.272
10	1	2:23.054						10	1	2:23.054	38.916	1:04.842	40.193	266.6	11:33:02.223
6							12								
Andrzej Lewandowski AM Adrian Lewandowski Baron Motorsport Team							Ferrari 296 GT3 12 Joel Monegro Reyes Porsche 911 GT3 R EVO (992) Lucas Wolf Fach Auto Tech								
Lap	D	Time	Sector 1	Sector 2	Sector 3	T. Spd	Elapsed	Lap	D	Time	Sector 1	Sector 2	Sector 3	T. Spd	Elapsed
1	1	11:10:55.598	11:09:07.029	1:10.994	37.575	205.3	11:10:55.598	1	1	11:10:47.146	11:09:00.276	1:09.981	36.889	250.5	11:10:47.146
2	1	2:24.764	40.894	1:06.169	37.698	251.7	11:13:20.359	2	1	2:22.267	39.682	1:06.463	36.122	259.6	11:13:09.413
3	1	2:25.780	40.438	1:06.673	38.669	255.3	11:15:46.139	3	1	2:21.668	39.457	1:06.183	36.028	262.1	11:15:31.081
4	1	2:21.508	39.772	1:05.629	36.107	258.3	11:18:07.647	4	1	2:20.728	39.774	1:05.278	35.676	261.5	11:17:51.809
5	1	2:20.469	39.753	1:04.808	35.908	258.9	11:20:28.116	5	1	2:19.895	39.438	1:04.764	35.693	262.7	11:20:11.704
6	1	2:18.850	39.324	1:04.154	35.372	257.7	11:22:46.966	6	1	2:32.320 P	39.603	1:07.370	45.347	260.8	11:22:44.024
7	1	2:18.674	39.399	1:03.823	35.449	262.1	11:25:05.637	7	1	3:50.348	1:55.230	1:18.910	36.208	258.3	11:26:34.372
8	1	2:23.549	39.414	1:05.244	38.891	260.8	11:27:29.186	8	1	2:20.134	39.372	1:04.831	35.931	262.1	11:28:54.506
9	1	2:20.703	39.353	1:04.063	37.287	259.6	11:29:49.889	9	1	2:22.756	39.889	1:05.968	36.899	247.1	11:31:17.262
10	1	2:36.970 P	41.279	1:07.197	48.494	236.8	11:32:26.859	10	1	2:19.704	39.274	1:04.938	35.492	263.4	11:33:36.966
7							14								
Hubert Darmetko PROAM* Fabian Dymbionka PTT Racing							BMW M4 GT3 EVO 14 Piotr Wira Aston Martin AMR Vantage GT3 EVO Tomasz Magdziarz Good Speed Racing Team								
Lap	D	Time	Sector 1	Sector 2	Sector 3	T. Spd	Elapsed	Lap	D	Time	Sector 1	Sector 2	Sector 3	T. Spd	Elapsed
1	1	11:11:06.134	11:09:14.446	1:10.316	41.372	225.4	11:11:06.134	1	2	11:12:12.020	11:10:21.148	1:06.891	43.981	240.5	11:12:12.020
2	1	2:22.137	39.306	1:06.949	35.882	268.6	11:13:28.271	2	2	2:19.141	39.602	1:04.196	35.343	258.9	11:14:31.161
3	1	2:19.172	38.757	1:04.692	35.723	271.3	11:15:47.443	3	2	2:18.336	38.965	1:03.564	35.807	262.1	11:16:49.497
4	1	2:16.954	38.382	1:04.139	34.433	272.0	11:18:04.397	4	2	2:18.395	38.944	1:03.741	35.710	263.4	11:19:07.892
5	1	2:24.689 P	38.939	1:04.336	41.414	271.3	11:20:29.086	5	2	2:28.104 P	39.182	1:05.842	43.080	261.5	11:21:35.996
6	1	3:34.070	1:54.442	1:04.749	34.879	267.3	11:24:03.156	6	2	4:52.315	3:10.306	1:06.115	35.894	254.7	11:26:28.311
7	1	2:17.083	38.168	1:04.365	34.550	272.7	11:26:20.239	7	2	2:17.297	39.084	1:03.181	35.032	262.1	11:28:45.608
8	1	2:17.353	38.299	1:03.804	35.250	272.0	11:28:37.592	8	2	2:16.634	38.743	1:03.077	34.814	263.4	11:31:02.242
9	1	2:28.819 P	38.634	1:05.124	45.061	270.0	11:31:06.411	9	2	2:28.817 P	38.706	1:03.281	46.830	264.7	11:33:31.059
10							16								
Scott Noble AM Jason Hart 2 Seas Motorsport							Marcelo Hahn AM Galid Osman Ferrari 296 GT3 AF Corse								
Lap	D	Time	Sector 1	Sector 2	Sector 3	T. Spd	Elapsed	Lap	D	Time	Sector 1	Sector 2	Sector 3	T. Spd	Elapsed
1	1	11:11:04.417	11:09:09.328	1:12.863	42.226	193.8	11:11:04.417	1	1	11:11:31.381 P	11:09:36.585	1:08.324	46.472	249.4	11:11:31.381
2	1	2:21.796	40.221	1:05.726	35.849	256.5	11:13:26.213	2	1	3:08.826	1:26.739	1:05.749	36.338	254.1	11:14:40.207
3	1	2:22.367	39.736	1:05.102	37.529	257.1	11:15:48.580	3	1	2:29.874 P	39.925	1:05.468	44.481	259.6	11:17:10.081
4	1	2:31.578 P	39.588	1:08.041	43.949	260.2	11:18:20.158	4	1	3:11.706	1:29.595	1:05.649	36.462	252.9	11:20:21.787
5	1	3:46.292	2:00.718	1:08.645	36.929	252.3	11:22:06.450	5	1	2:20.807	39.992	1:05.089	35.726	257.1	11:22:42.594
6	1	2:26.318	39.772	1:08.681	37.865	258.3	11:24:32.768	6	1	2:20.484	40.023	1:04.834	35.624	258.9	11:25:03.075
7	1	2:19.787	39.622	1:04.490	35.675	257.1	11:26:52.555	7	1	2:20.303	39.836	1:04.886	35.581	262.1	11:27:23.378
8	1	2:19.813	39.560	1:04.574	35.679	257.7	11:29:12.368	8	1	2:22.408	39.661	1:05.175	37.572	261.5	11:29:45.786
9	1	2:19.902	39.627	1:04.705	35.570	257.7	11:31:32.270	9	1	2:20.379	39.719	1:04.886	35.774	259.6	11:32:06.165
10	1	2:19.328	39.162	1:04.550	35.616	260.8	11:33:51.598	10	1	4:09.960 P	39.700	1:04.399	2:25.861	260.8	11:36:16.125



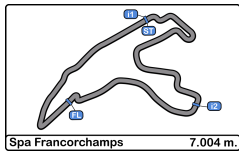


Spa Francorchamps
International GT Open
Qualifying - 1 Driver - 1
Lap Analysis



17 Tom Emson Ferrari 296 GT3 EVO							27 Morgan Tillbrook McLaren 720s GT3 Evo								
PRO Tom Lebbon Elite Motorsport with Entire Race							PROAM Ben Barnicoat Optimum Motorsport								
Lap	D	Time	Sector 1	Sector 2	Sector 3	T. Spd	Elapsed	Lap	D	Time	Sector 1	Sector 2	Sector 3	T. Spd	Elapsed
1	2	11:12:26.880	11:10:36.222	1:09.526	41.132	215.5	11:12:26.880	1	1	11:10:43.041	11:08:58.476	1:07.858	36.707	251.1	11:10:43.041
2	2	2:16.945	38.952	1:03.340	34.653	262.1	11:14:43.825	2	1	2:22.962	39.764	1:05.854	37.344	258.3	11:13:06.003
3	2	2:18.668	38.576	1:03.369	36.723	264.0	11:17:02.493	3	1	2:29.197 P	39.973	1:05.765	43.459	259.6	11:15:35.200
4	2	2:20.605	38.811	1:05.150	36.644	264.0	11:19:23.098	4	1	3:04.469	1:19.497	1:06.460	38.512	257.1	11:18:39.669
5	2	2:25.738 P	38.923	1:03.069	43.746	262.7	11:21:48.836	5	1	2:23.679	39.493	1:04.474	39.712	260.8	11:21:03.348
6	2	3:07.573	1:19.487	1:06.871	41.215	242.1	11:24:56.409	6	1	2:34.875	54.596	1:04.261	36.018	257.7	11:23:38.223
7	2	2:15.716	38.734	1:02.568	34.414	261.5	11:27:12.125	7	1	2:19.886	39.112	1:03.897	36.877	262.1	11:25:58.109
8	2	2:32.338	40.568	1:07.308	44.462	253.5	11:29:44.463	8	1	2:40.255	39.528	1:04.028	35.699	261.5	11:28:17.364
9	2	2:16.296	38.549	1:02.845	34.902	265.3	11:32:00.759	9	1	2:19.848	39.406	1:04.134	36.308	262.1	11:30:37.212
10	2	2:16.045	38.554	1:02.790	34.701	265.3	11:34:16.804	10	1	2:18.309	38.923	1:04.034	35.352	264.0	11:32:55.521
24 Andrey Borodin McLaren 720s GT3 Evo							11 1 3:31.455 P 39.395 1:06.850 1:44.910 262.1 11:36:26.676								
PROAM Oliver Webb Greystone GT							28 Marcelo Ramírez Mercedes AMG GT3 EVO								
Lap	D	Time	Sector 1	Sector 2	Sector 3	T. Spd	Elapsed	Lap	D	Time	Sector 1	Sector 2	Sector 3	T. Spd	Elapsed
1	1	11:10:49.107	11:09:02.974	1:09.248	36.885	234.2	11:10:49.107	1	1	11:10:59.671	11:09:12.267	1:08.800	38.604	236.8	11:10:59.671
2	1	2:24.346	40.380	1:07.534	36.432	258.9	11:13:13.453	2	1	2:19.652	38.943	1:04.975	35.734	262.7	11:13:19.323
3	1	2:39.115 P	40.207	1:08.272	50.636	260.2	11:15:52.568	3	1	2:18.806	38.749	1:04.508	35.549	263.4	11:15:38.129
4	1	3:59.263	2:14.613	1:07.914	36.736	238.4	11:19:51.831	4	1	2:48.659	38.905	1:04.259	35.495	261.5	11:17:56.788
5	1	2:23.648	39.658	1:07.867	36.123	260.8	11:22:15.479	5	1	2:25.098 P	38.899	1:04.368	41.831	262.1	11:20:21.886
6	1	2:22.210	39.785	1:06.424	36.001	261.5	11:24:37.689	6	1	5:19.475	3:34.303	1:07.913	37.259	115.2	11:25:41.361
7	1	2:29.981	39.608	1:11.604	38.769	262.7	11:27:07.670	7	1	2:31.020	38.736	1:09.436	42.848	264.0	11:28:12.381
8	1	2:25.138	39.828	1:08.596	36.714	260.2	11:29:32.808	8	1	2:18.123	38.833	1:04.108	35.182	262.7	11:30:30.504
9	1	2:25.009	39.834	1:06.607	38.568	262.1	11:31:57.817	9	1	2:17.806	38.614	1:04.108	35.084	265.3	11:32:48.310
10	1	4:17.180 P	39.904	1:08.698	2:28.578	210.5	11:36:14.997	10	1	2:17.650	38.551	1:03.735	35.364	264.7	11:35:05.960
25 Xolile Letlaka Ferrari 296 GT3							33 Zac Meakin McLaren 720s GT3 Evo								
PROAM Stuart White Into Africa Racing by Dragon							PRO Dean Macdonald Greystone GT								
Lap	D	Time	Sector 1	Sector 2	Sector 3	T. Spd	Elapsed	Lap	D	Time	Sector 1	Sector 2	Sector 3	T. Spd	Elapsed
1	1	11:10:29.581	11:08:46.446	1:06.591	36.544	250.0	11:10:29.581	1	2	11:12:07.899	11:10:16.743	1:08.804	42.352	224.0	11:12:07.899
2	1	2:25.313	40.551	1:08.141	36.621	254.7	11:12:54.894	2	2	2:16.240	38.709	1:03.007	34.524	263.4	11:14:24.139
3	1	2:22.383	40.054	1:06.140	36.189	256.5	11:15:17.277	3	2	2:18.771	38.404	1:04.361	36.006	266.6	11:16:42.910
4	1	2:23.442	40.401	1:06.398	36.313	254.1	11:17:40.389	4	2	2:15.854	38.458	1:02.869	34.527	265.3	11:18:58.764
5	1	2:30.247 P	40.391	1:05.853	44.003	254.7	11:20:10.636	5	2	2:24.245 P	38.333	1:04.237	41.675	267.3	11:21:23.009
6	1	3:04.001	1:22.082	1:05.583	36.336	254.7	11:23:14.637	6	2	5:54.994	4:14.322	1:04.459	36.213	252.9	11:27:18.003
7	1	2:21.058	40.127	1:04.801	36.130	255.9	11:25:35.695	7	2	2:22.700	38.329	1:05.164	39.207	267.3	11:29:40.703
8	1	2:22.345	40.426	1:05.589	36.330	254.7	11:27:58.040	8	2	2:15.530	38.481	1:02.439	34.610	264.7	11:31:56.233
9	1	2:19.986	40.017	1:04.263	35.706	256.5	11:30:18.026	9	2	4:13.320 P	38.793	1:03.118	2:31.409	264.7	11:36:09.553
10	1	2:30.850 P	40.135	1:06.065	44.650	256.5	11:32:48.876								
26 Michaël Blanchemin Audi R8 LMS GT3 Evo II							44 Jayden Kelly McLaren 720s GT3 Evo								
PROAM Jim Pla Saintéloc Racing							PRO McKenzv Cresswell Greystone GT								
Lap	D	Time	Sector 1	Sector 2	Sector 3	T. Spd	Elapsed	Lap	D	Time	Sector 1	Sector 2	Sector 3	T. Spd	Elapsed
1	1	11:10:44.617	11:09:00.352	1:08.082	36.183	256.5	11:10:44.617	1	2	11:10:40.552 P	11:08:50.571	1:07.477	42.504	231.2	11:10:40.552
2	1	2:22.944	39.251	1:06.383	37.307	263.4	11:13:07.558	2	2	4:19.121	2:32.115	1:07.056	39.950	187.5	11:14:59.673
3	1	2:24.483	39.277	1:05.654	36.252	265.3	11:15:28.741	3	2	2:16.311	38.742	1:02.953	34.616	264.0	11:17:15.984
4	1	2:18.893	38.991	1:04.672	35.230	264.0	11:17:47.634	4	2	2:15.663	38.662	1:02.392	34.609	264.7	11:19:31.647
5	1	2:18.870	38.951	1:04.533	35.386	265.3	11:20:06.504	5	2	2:36.594 P	38.592	1:11.597	45.405	260.2	11:22:07.241
6	1	2:32.633 P	40.269	1:05.835	46.529	259.6	11:22:39.137	6	2	5:38.092	3:54.897	1:03.813	39.382	258.9	11:27:45.333
7	1	3:57.929	2:14.924	1:07.312	35.693	226.4	11:26:37.066	7	2	2:21.015	38.820	1:03.365	38.830	264.7	11:30:06.348
8	1	2:18.422	38.586	1:03.938	35.598	265.3	11:28:55.188	8	2	2:20.534	38.615	1:02.733	39.186	266.0	11:32:26.882
9	1	2:20.348	38.876	1:05.277	36.195	262.1	11:31:15.536	9	2	2:15.875	38.631	1:02.602	34.642	266.6	11:34:42.757
10	1	2:18.464	38.971	1:04.182	35.311	264.7	11:33:34.000								





Spa Francorchamps
International GT Open
Qualifying - 1 Driver - 1
Lap Analysis



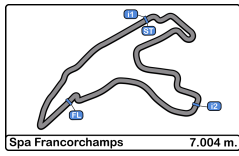
51							71								
Rafael Durán							Christian Mansell								
Ferrari 296 GT3 EVO							Mercedes AMG GT3 EVO								
PRO Tommaso Mosca							PRO Maximilian Götz								
AF Corse							Team Motopark								
Lap	D	Time	Sector 1	Sector 2	Sector 3	T. Spd	Elapsed	Lap	D	Time	Sector 1	Sector 2	Sector 3	T. Spd	Elapsed
1	2	11:12:52.137	11:11:11.446	1:05.374	35.317	257.1	11:12:52.137	1	1	11:11:46.861	11:10:05.739	1:04.424	36.698	252.3	11:11:46.861
2	2	2:15.425	38.731	1:02.083	34.611	262.1	11:15:07.562	2	1	2:18.359	38.593	1:05.148	34.618	262.7	11:14:05.220
3	2	2:15.472	38.698	1:01.991	34.783	263.4	11:17:23.034	3	1	2:15.406	38.577	1:02.140	34.689	262.7	11:16:20.626
4	2	2:23.548 P	40.060	1:02.431	41.057	262.1	11:19:46.582	4	1	2:27.464 P	38.536	1:02.716	46.209	264.0	11:18:48.087
5	2	5:15.573	3:33.331	1:04.911	37.331	240.5	11:25:02.155	5	1	4:12.366	2:35.017	1:02.514	34.835	259.6	11:23:00.453
6	2	2:19.752	38.636	1:05.177	35.939	264.0	11:27:21.907	6	1	2:14.708	38.509	1:01.713	34.486	262.7	11:25:15.161
7	2	2:21.499	38.629	1:06.153	36.717	264.7	11:29:43.406	7	1	2:18.566	38.474	1:03.052	37.040	263.4	11:27:33.727
8	2	2:15.717	38.609	1:02.312	34.796	264.7	11:31:59.123	8	1	2:20.748	38.468	1:02.968	39.312	264.7	11:29:54.475
9	2	2:15.662	38.496	1:02.404	34.762	264.0	11:34:14.785	9	1	2:21.989	38.377	1:05.985	37.627	266.0	11:32:16.464
10	1							10	1	3:08.067	45.490	1:30.352	52.225	237.8	11:35:24.531

54							75								
Dexter Müller							Filip Salaquarda								
Mercedes AMG GT3 EVO							Audi R8 LMS GT3 Evo II								
PROAM Yannick Mettler							PROAM Libor Milota								
CBRX by SPS							Team ISR								
Lap	D	Time	Sector 1	Sector 2	Sector 3	T. Spd	Elapsed	Lap	D	Time	Sector 1	Sector 2	Sector 3	T. Spd	Elapsed
1	1	11:11:21.926	11:09:38.605	1:06.765	36.556	200.3	11:11:21.926	1	2	11:10:40.467	11:08:57.862	1:06.646	35.959	253.5	11:10:40.467
2	1	2:22.437	39.447	1:05.942	37.048	262.1	11:13:44.363	2	2	2:19.709	39.270	1:05.020	35.419	262.1	11:13:00.176
3	1	2:24.033	39.696	1:07.933	36.404	259.6	11:16:08.396	3	2	2:25.164 P	39.107	1:04.612	41.445	264.7	11:15:25.340
4	1	2:19.559	39.187	1:04.982	35.390	262.7	11:18:27.955	4	2	5:57.265	4:14.470	1:05.738	37.057	252.3	11:21:22.605
5	1	2:26.907 P	38.960	1:05.632	42.315	265.3	11:20:54.862	5	2	2:17.186	38.710	1:03.401	35.075	266.0	11:23:39.791
6	1	3:23.453	1:43.521	1:04.870	35.062	258.3	11:24:18.315	6	2	2:20.759	38.503	1:03.466	38.790	269.3	11:26:00.550
7	1	2:21.046	38.961	1:05.334	36.721	260.8	11:26:39.331	7	2	2:27.410	38.472	1:07.690	41.248	266.6	11:28:27.960
8	1	2:17.978	38.539	1:04.397	35.042	266.0	11:28:57.309	8	2	2:16.885	38.720	1:03.401	34.764	264.7	11:30:44.845
9	1	2:23.948	38.525	1:07.890	37.533	266.6	11:31:21.257	9	2	2:33.685 P	40.036	1:08.012	45.637	260.8	11:33:18.530
10	1	2:18.427	38.700	1:04.509	35.218	265.3	11:33:39.684								

55							77								
Laurent De Meeus							Alfredo Hernández								
Ferrari 296 GT3 EVO							Mercedes AMG GT3 EVO								
PROAM Vincent Abril							AM Stéphane Tribaudini								
AF Corse							Grupo Prom Racing Team								
Lap	D	Time	Sector 1	Sector 2	Sector 3	T. Spd	Elapsed	Lap	D	Time	Sector 1	Sector 2	Sector 3	T. Spd	Elapsed
1	1	11:11:59.844	11:10:12.310	1:09.478	38.056	250.5	11:11:59.844	1	1	11:11:16.481	11:09:28.249	1:09.658	38.574	189.8	11:11:16.481
2	1	2:21.461	39.916	1:05.622	35.923	258.3	11:14:21.305	2	1	2:24.374	41.367	1:06.317	36.690	252.9	11:13:40.855
3	1	2:22.587	39.641	1:05.659	37.287	259.6	11:16:43.892	3	1	2:22.191	40.445	1:05.399	36.347	255.3	11:16:03.046
4	1	2:20.055	39.568	1:04.703	35.784	261.5	11:19:03.947	4	1	2:21.421	40.194	1:05.055	36.172	255.3	11:18:24.467
5	1	2:19.542	39.228	1:04.615	35.699	262.1	11:21:23.489	5	1	2:21.570	40.167	1:05.232	36.171	255.3	11:20:46.037
6	1	2:32.467 P	41.817	1:05.615	45.035	257.1	11:23:55.956	6	1	2:20.597	39.747	1:05.069	35.781	258.3	11:23:06.634
7	1	3:10.712	1:24.139	1:10.045	36.528	252.9	11:27:06.668	7	1	2:20.696	39.574	1:05.226	35.896	257.1	11:25:27.330
8	1	2:54.235	39.681	1:30.751	43.803	261.5	11:30:00.903	8	1	2:20.247	39.701	1:04.619	35.927	257.7	11:27:47.577
9	1	2:32.314	39.222	1:14.945	38.147	262.7	11:32:33.217	9	1	2:20.523	39.745	1:04.821	35.957	257.7	11:30:08.100
10	1	2:19.579	38.859	1:04.872	35.848	264.7	11:34:52.796	10	1	2:20.140	39.523	1:04.939	35.678	259.6	11:32:28.240
11	1							11	1	3:55.931 P	39.469	1:05.168	2:11.294	260.8	11:36:24.171

63							80								
Leonardo Moncini							André Fernandes								
Lamborghini Huracan Evo 2							Porsche 991.2 GT3R								
PRO Rodrigo Testa							AM Angelo Fontana								
Scuderia Villorba Corse							AF Motorsport								
Lap	D	Time	Sector 1	Sector 2	Sector 3	T. Spd	Elapsed	Lap	D	Time	Sector 1	Sector 2	Sector 3	T. Spd	Elapsed
1	2	11:12:33.263	11:10:42.946	1:11.180	39.137	234.2	11:12:33.263	1	1	11:13:47.551	11:11:54.675	1:11.647	41.229	241.0	11:13:47.551
2	2	2:16.818	38.913	1:03.376	34.529	263.4	11:14:50.081	2	1	2:25.423	41.314	1:07.289	36.820	255.3	11:16:12.974
3	2	2:15.667	38.418	1:02.767	34.482	266.0	11:17:05.748	3	1	2:23.754	40.866	1:06.878	36.010	255.3	11:18:36.728
4	2	2:20.544	38.230	1:03.639	38.675	267.3	11:19:26.292	4	1	2:22.492	40.305	1:06.105	36.082	255.9	11:20:59.220
5	2	2:15.913	38.348	1:02.940	34.625	267.3	11:21:42.205	5	1	2:21.488	40.203	1:05.429	35.856	257.1	11:23:20.708
6	2	2:32.553	41.427	1:12.866	38.260	181.5	11:24:14.758	6	1	2:21.577	39.874	1:06.056	35.647	258.9	11:25:42.285
7	2	2:34.103	38.679	1:10.983	44.441	264.7	11:26:48.861	7	1	2:24.456	39.829	1:08.403	36.224	257.1	11:28:06.741
8	2	2:24.486 P	38.548	1:03.007	42.931	266.0	11:29:13.347	8	1	2:21.650	39.998	1:05.381	36.271	257.1	11:30:28.391
								9	1	2:22.621	39.899	1:06.713	36.009	258.9	11:32:51.012
								10	1	2:22.796	39.754	1:07.050	35.992	260.2	11:35:13.808





Spa Francorchamps
International GT Open
Qualifying - 1 Driver - 1
Lap Analysis

INTERNATIONAL
GT OPEN 500

88 Darren Kell McLaren 720 Evo GT3 **117** Mikkel O. Pedersen Porsche 911 GT3 R EVO (992)
 PROAM James Kell Track Focused PROAM Lars Engelbrekt Pedersen Mikkel O. Pedersen Racing

Lap	D	Time	Sector 1	Sector 2	Sector 3	T. Spd	Elapsed	Lap	D	Time	Sector 1	Sector 2	Sector 3	T. Spd	Elapsed
1	1	11:11:48.930	11:10:03.968	1:08.674	36.288	247.1	11:11:48.930	1	2	11:11:19.493	11:09:35.289	1:07.773	36.431	225.9	11:11:19.493
2	1	2:22.604	39.833	1:06.387	36.474	259.6	11:14:11.624	2	2	2:24.295	39.936	1:07.541	36.818	259.6	11:13:43.788
3	1	2:21.954	40.746	1:05.768	35.440	257.1	11:16:33.578	3	2	2:25.552	40.127	1:07.864	37.561	258.9	11:16:09.340
4	1	2:20.683	39.805	1:05.609	35.269	259.6	11:18:54.261	4	2	2:23.023	40.099	1:06.908	36.016	259.6	11:18:32.363
5	1	2:19.910	39.744	1:04.736	35.430	259.6	11:21:14.171	5	2	2:22.518	40.074	1:06.435	36.009	257.7	11:20:54.881
6	1	2:34.442 P	39.009	1:09.275	45.828	264.0	11:23:48.283	6	2	2:22.388	39.960	1:06.471	35.957	259.6	11:23:17.269
7	1	3:48.521	1:58.788	1:12.392	37.341	254.1	11:27:36.804	7	2	2:21.473	39.682	1:05.942	35.849	260.2	11:25:38.742
8	1	2:21.708	39.970	1:05.756	35.982	259.6	11:29:58.512	8	2	2:20.948	39.543	1:05.636	35.769	260.8	11:27:59.690
9	1	2:19.412	39.594	1:04.457	35.361	259.6	11:32:17.924	9	2	2:24.430	39.540	1:05.787	36.103	261.5	11:30:21.120
10	1	2:19.298	39.783	1:04.226	35.289	260.2	11:34:37.222	10	2	2:21.323	39.464	1:05.712	36.147	262.7	11:32:42.443
								11	2	2:28.628	39.237	1:06.674	42.717	262.1	11:35:11.071

96 Yaroslav Veselaho Ferrari 296 GT3 EVO **777** Marcin Jedliński Ferrari 296 GT3 EVO
 PRO Yifei Ye AF Corse PROAM Karol Basz Olimp Racing

Lap	D	Time	Sector 1	Sector 2	Sector 3	T. Spd	Elapsed	Lap	D	Time	Sector 1	Sector 2	Sector 3	T. Spd	Elapsed
1	1	11:11:56.830	11:10:13.270	1:07.473	36.087	253.5	11:11:56.830	1	1	11:14:37.752	11:12:56.641	1:05.570	35.541	254.7	11:14:37.752
2	1	2:19.212	39.875	1:04.485	34.852	258.3	11:14:16.042	2	1	2:19.199	39.299	1:04.524	35.376	260.8	11:16:56.951
3	1	2:18.846	39.595	1:04.190	35.061	259.6	11:16:34.888	3	1	2:20.339	39.268	1:05.343	35.728	262.7	11:19:17.290
4	1	2:22.627	38.969	1:05.626	38.032	263.4	11:18:57.515	4	1	2:19.169	39.431	1:04.340	35.398	260.8	11:21:36.459
5	1	2:17.912	38.854	1:04.108	34.950	263.4	11:21:15.427	5	1	2:18.481	39.251	1:04.015	35.215	262.1	11:23:54.940
6	1	2:17.229	38.824	1:03.536	34.869	264.7	11:23:32.656	6	1	2:18.351	39.095	1:04.112	35.144	262.7	11:26:13.291
7	1	2:26.259 P	38.682	1:04.498	43.079	264.0	11:25:58.915	7	1	2:18.588	39.466	1:03.801	35.321	261.5	11:28:31.879
8	1	3:18.688	1:35.930	1:04.601	38.157	256.5	11:29:17.603	8	1	2:24.044	39.096	1:06.542	35.403	264.0	11:30:52.920
9	1	2:16.836	38.742	1:03.242	34.852	264.0	11:31:34.439	9	1	2:28.465 P	39.253	1:06.326	42.886	264.0	11:33:21.385
10	1	2:17.937	38.664	1:03.338	35.935	265.3	11:33:52.376								

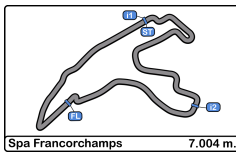
97 Charles Bateman Aston Martin AMR Vantage GT3 EVO **911** Pietro Armani Porsche 911 GT3 R EVO (992)
 PROAM Jonny Adam Blackthorn PRO Norbert Siedler ZRS Motorsport

Lap	D	Time	Sector 1	Sector 2	Sector 3	T. Spd	Elapsed	Lap	D	Time	Sector 1	Sector 2	Sector 3	T. Spd	Elapsed
1	1	11:10:52.656	11:09:09.143	1:07.771	35.742	253.5	11:10:52.656	1	1	11:11:02.996	11:09:09.451	1:10.981	42.564	235.8	11:11:02.996
2	1	2:22.042	39.356	1:06.700	35.986	262.7	11:13:14.698	2	1	2:16.970	38.712	1:03.607	34.651	266.0	11:13:19.966
3	1	2:27.958 P	39.476	1:06.433	42.049	261.5	11:15:42.656	3	1	2:24.001	38.532	1:07.483	37.986	267.9	11:15:43.967
4	1	3:05.353	1:18.859	1:04.451	42.043	262.7	11:18:48.009	4	1	2:16.633	38.692	1:03.423	34.518	265.3	11:18:00.600
5	1	2:18.942	39.002	1:04.575	35.365	262.1	11:21:06.951	5	1	2:25.207 P	38.572	1:03.349	43.376	266.6	11:20:25.897
6	1	2:18.637	38.801	1:04.012	35.824	264.0	11:23:25.588	6	1	3:58.657	2:14.889	1:04.783	38.985	251.1	11:24:24.554
7	1	2:18.033	38.932	1:04.090	35.011	260.2	11:25:43.621	7	1	2:19.800	38.420	1:02.491	38.889	266.6	11:26:44.354
8	1	2:17.833	38.620	1:04.020	35.193	266.6	11:28:01.454	8	1	2:15.819	38.426	1:02.899	34.494	266.6	11:29:00.173
9	1	2:25.092	38.933	1:09.178	36.981	221.3	11:30:26.546	9	1	2:26.171	38.290	1:02.898	44.983	267.3	11:31:26.344
10	1	2:19.010	39.002	1:04.583	35.425	264.7	11:32:45.556	10	1	2:15.925	38.423	1:02.880	34.622	267.3	11:33:42.269
11	1	2:19.553	38.708	1:04.777	36.068	266.0	11:35:05.109								

108 Ameerh Naran Mercedes AMG GT3 EVO
 PROAM Theodor Jensen Iron Lynx

Lap	D	Time	Sector 1	Sector 2	Sector 3	T. Spd	Elapsed
1	1	11:10:32.361	11:08:48.144	1:08.304	35.913	251.7	11:10:32.361
2	1	2:29.029	41.409	1:06.016	41.604	252.3	11:13:01.390
3	1	2:22.261	40.032	1:05.825	36.404	257.1	11:15:23.651
4	1	2:20.537	39.707	1:05.409	35.421	257.7	11:17:44.188
5	1	2:29.170 P	39.361	1:05.488	44.321	259.6	11:20:13.358
6	1	3:14.459	1:29.930	1:08.157	36.372	254.1	11:23:27.817
7	1	2:26.823	39.807	1:07.865	39.151	258.3	11:25:54.640
8	1	2:20.568	39.672	1:05.268	35.628	258.9	11:28:15.208
9	1	2:19.872	39.341	1:05.142	35.389	259.6	11:30:35.080
10	1	2:20.158	39.190	1:05.186	35.782	260.2	11:32:55.238
11	1	2:20.608	39.362	1:05.681	35.565	260.2	11:35:15.846



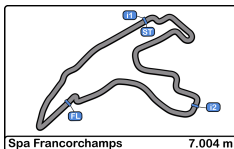


Spa Francorchamps
International GT Open
Qualifying - 1 Driver - 1
Best Sectors Results



Sector - 1			Sector - 2			Sector - 3			Ideal Lap vs Best Lap						
Clas	Nº Driver	Time	Nº Driver	Time	Nº Driver	Time	Clas	Nº Driver	Ideal Lap	Best Lap	Clas				
1	7	Hubert Darmetko	38.168	71	Christian Mansell	1:01.713	17	Tom Lebbon	34.414	1	71	Christian Mansell	2:14.576	2:14.708	1
2	63	Rodrigo Testa	38.230	51	Tommaso Mosca	1:01.991	7	Hubert Darmetko	34.433	2	51	Tommaso Mosca	2:15.098	2:15.425	2
3	911	Pietro Armani	38.290	44	McKenzv Cresswell	1:02.392	63	Rodrigo Testa	34.482	3	911	Pietro Armani	2:15.275	2:15.819	7
4	33	Dean Macdonald	38.329	33	Dean Macdonald	1:02.439	71	Christian Mansell	34.486	4	33	Dean Macdonald	2:15.292	2:15.530	3
5	71	Christian Mansell	38.377	911	Pietro Armani	1:02.491	911	Pietro Armani	34.494	5	63	Rodrigo Testa	2:15.479	2:15.667	5
6	75	Libor Milota	38.472	17	Tom Lebbon	1:02.568	33	Dean Macdonald	34.524	6	17	Tom Lebbon	2:15.531	2:15.716	6
7	51	Tommaso Mosca	38.496	63	Rodrigo Testa	1:02.767	44	McKenzv Cresswell	34.609	7	44	McKenzv Cresswell	2:15.593	2:15.663	4
8	54	Dexter Müller	38.525	14	Tomasz Magdziarz	1:03.077	51	Tommaso Mosca	34.611	8	7	Hubert Darmetko	2:16.405	2:16.954	11
9	17	Tom Lebbon	38.549	96	Yaroslav Veselaho	1:03.242	75	Libor Milota	34.764	9	14	Tomasz Magdziarz	2:16.597	2:16.634	8
10	28	Marcelo Ramírez	38.551	75	Libor Milota	1:03.401	14	Tomasz Magdziarz	34.814	10	75	Libor Milota	2:16.637	2:16.885	10
11	26	Michaël Blanchemain	38.586	28	Marcelo Ramírez	1:03.735	96	Yaroslav Veselaho	34.852	11	96	Yaroslav Veselaho	2:16.758	2:16.836	9
12	44	McKenzv Cresswell	38.592	777	Marcin Jedliński	1:03.801	97	Charles Bateman	35.011	12	28	Marcelo Ramírez	2:17.370	2:17.650	12
13	97	Charles Bateman	38.620	7	Hubert Darmetko	1:03.804	54	Dexter Müller	35.042	13	97	Charles Bateman	2:17.643	2:17.833	13
14	96	Yaroslav Veselaho	38.664	6	Andrzej Lewandowski	1:03.823	28	Marcelo Ramírez	35.084	14	26	Michaël Blanchemain	2:17.754	2:18.464	17
15	14	Tomasz Magdziarz	38.706	27	Morgan Tillbrook	1:03.897	777	Marcin Jedliński	35.144	15	54	Dexter Müller	2:17.964	2:17.978	14
16	55	Laurent De Meeus	38.859	26	Michaël Blanchemain	1:03.938	26	Michaël Blanchemain	35.230	16	777	Marcin Jedliński	2:18.040	2:18.351	16
17	11	Alexander Schwarzer	38.896	97	Charles Bateman	1:04.012	11	Alexander Schwarzer	35.252	17	27	Morgan Tillbrook	2:18.172	2:18.309	15
18	27	Morgan Tillbrook	38.923	11	Alexander Schwarzer	1:04.041	88	Darren Kell	35.269	18	11	Alexander Schwarzer	2:18.189	2:18.480	18
19	88	Darren Kell	39.009	88	Darren Kell	1:04.226	27	Morgan Tillbrook	35.352	19	88	Darren Kell	2:18.504	2:19.298	20
20	777	Marcin Jedliński	39.095	25	Xolile Letlaka	1:04.263	6	Andrzej Lewandowski	35.372	20	6	Andrzej Lewandowski	2:18.519	2:18.850	19
21	10	Scott Noble	39.162	54	Dexter Müller	1:04.397	108	Ameerh Naran	35.389	21	55	Laurent De Meeus	2:19.173	2:19.542	22
22	108	Ameerh Naran	39.190	16	Marcelo Hahn	1:04.399	12	Joel Monegro Reyes	35.492	22	10	Scott Noble	2:19.222	2:19.328	21
23	117	Lars Engelbrekt Pedersen	39.237	10	Scott Noble	1:04.490	10	Scott Noble	35.570	23	12	Joel Monegro Reyes	2:19.530	2:19.704	23
24	12	Joel Monegro Reyes	39.274	55	Laurent De Meeus	1:04.615	16	Marcelo Hahn	35.581	24	16	Marcelo Hahn	2:19.641	2:20.303	27
25	6	Andrzej Lewandowski	39.324	77	Alfredo Hernández	1:04.619	80	André Fernandes	35.647	25	108	Ameerh Naran	2:19.721	2:19.872	24
26	77	Alfredo Hernández	39.469	12	Joel Monegro Reyes	1:04.764	77	Alfredo Hernández	35.678	26	77	Alfredo Hernández	2:19.766	2:20.140	26
27	24	Andrey Borodin	39.608	108	Ameerh Naran	1:05.142	55	Laurent De Meeus	35.699	27	25	Xolile Letlaka	2:19.986	2:19.986	25
28	16	Marcelo Hahn	39.661	80	André Fernandes	1:05.381	25	Xolile Letlaka	35.706	28	117	Lars Engelbrekt Pedersen	2:20.642	2:20.948	28
29	80	André Fernandes	39.754	117	Lars Engelbrekt Pedersen	1:05.636	117	Lars Engelbrekt Pedersen	35.769	29	80	André Fernandes	2:20.782	2:21.488	29
30	25	Xolile Letlaka	40.017	24	Andrey Borodin	1:06.424	24	Andrey Borodin	36.001	30	24	Andrey Borodin	2:22.033	2:22.210	30
31	5	Stanislaw Jedliński	41.578	5	Stanislaw Jedliński	1:11.495	5	Stanislaw Jedliński	39.342	31	5	Stanislaw Jedliński	2:32.415	2:32.931	31



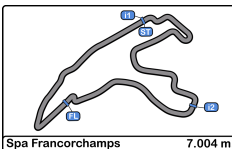


Spa Francorchamps
International GT Open
Qualifying - 1 Driver - 1
Best 5 Lap Times

INTERNATIONAL
GT OPEN 500

Cl	N°	Entrant/Team	Nat	Driver 1	Nat	Driver 2	Nat	Vehicle	Cat	Cl	Best 1		Best 2		Best 3		Best 4		Best 5	
											Time	Lap	Time	Lap	Time	Lap	Time	Lap	Time	Lap
1	71	Team Motopark	DEU	Christian Mansell	AUS	Maximilian Götz	DEU	Mercedes AMG GT3 EVO	PRO	1	2:14.708	6	2:15.406	3	2:18.359	2	2:18.566	7	2:21.989	9
2	51	AF Corse	ITA	Rafael Durán	ESP	Tommaso Mosca	ITA	Ferrari 296 GT3 EVO	PRO	2	2:15.425	2	2:15.472	3	2:15.662	9	2:15.717	8	2:19.752	6
3	33	Greystone GT	GBR	Zac Meakin	GBR	Dean Macdonald	GBR	McLaren 720s GT3 Evo	PRO	3	2:15.530	8	2:15.854	4	2:16.240	2	2:18.771	3	2:22.700	7
4	44	Greystone GT	GBR	Jayden Kelly	GBR	McKenzy Cresswell	GBR	McLaren 720s GT3 Evo	PRO	4	2:15.663	4	2:15.875	9	2:16.311	3	2:20.534	8	2:21.015	7
5	63	Scuderia Villorba Corse	ITA	Leonardo Mancini	ITA	Rodrigo Testa	PRT	Lamborghini Huracan Evo 2	PRO	5	2:15.667	3	2:15.913	5	2:16.818	2	2:20.544	4	2:24.486	8
6	17	Elite Motorsport with Entire Race Engineering	GBR	Tom Emson	GBR	Tom Lebbon	GBR	Ferrari 296 GT3 EVO	PRO	6	2:15.716	7	2:16.045	10	2:16.296	9	2:16.945	2	2:18.668	3
7	911	ZRS Motorsport	ITA	Pietro Armanni	ITA	Norbert Siedler	AUT	Porsche 911 GT3 R EVO (992)	PRO	7	2:15.819	8	2:15.925	10	2:16.633	4	2:16.970	2	2:19.800	7
8	14	Good Speed Racing Team	POL	Piotr Wira	POL	Tomasz Magdziarz	POL	Aston Martin AMR Vantage GT3	AM	1	2:16.634	8	2:17.297	7	2:18.336	3	2:18.395	4	2:19.141	2
9	96	AF Corse	ITA	Yaroslav Veselaho	CZE	Yifei Ye	CHN	Ferrari 296 GT3 EVO	PRO	8	2:16.836	9	2:17.912	5	2:17.937	10	2:18.846	3	2:19.212	2
10	75	Team ISR	CZE	Filip Salaquarda	CZE	Libor Milota	CZE	Audi R8 LMS GT3 Evo II	PROAM	1	2:16.885	8	2:17.186	5	2:19.709	2	2:20.759	6	2:25.164	3
11	7	PTT Racing	POL	Hubert Darmetko	POL	Fabian Dybionka	POL	BMW M4 GT3 EVO	PROAM*	2	2:16.954	4	2:17.083	7	2:17.353	8	2:19.172	3	2:22.137	2
12	28	Team Motopark	DEU	Marcelo Ramírez	MEX	Dominik Baumann	AUT	Mercedes AMG GT3 EVO	PRO	9	2:17.650	10	2:17.806	9	2:18.123	8	2:18.806	3	2:19.652	2
13	97	Blackthorn	GBR	Charles Bateman	GBR	Jonny Adam	GBR	Aston Martin AMR Vantage GT3	PROAM	3	2:17.833	8	2:18.033	7	2:18.637	6	2:18.942	5	2:19.010	10
14	54	CBRX by SPS	DEU	Dexter Müller	CHE	Yannick Mettler	CHE	Mercedes AMG GT3 EVO	PROAM	4	2:17.978	8	2:19.559	4	2:22.437	2	2:24.033	3	3:23.453	6
15	27	Optimum Motorsport	GBR	Morgan Tillbrook	GBR	Ben Barnicoat	GBR	McLaren 720s GT3 Evo	PROAM	5	2:18.309	10	2:19.848	9	2:19.886	7	2:22.962	2	2:29.197	3
16	777	Olimp Racing	POL	Marcin Jedliński	POL	Karol Basz	POL	Ferrari 296 GT3 EVO	PROAM	6	2:18.351	6	2:18.481	5	2:18.588	7	2:19.169	4	2:19.199	2
17	26	Saintéloc Racing	FRA	Michaël Blanchemain	FRA	Jim Pla	FRA	Audi R8 LMS GT3 Evo II	PROAM	7	2:18.464	10	2:18.870	5	2:18.893	4	2:32.633	6	3:57.929	7
18	11	Fach Auto Tech	CHE	Alexander Schwarzer	MEX	Alexander Fach	CHE	Porsche 911 GT3 R EVO (992)	PROAM	8	2:18.480	7	2:18.507	9	2:18.988	4	2:19.266	3	2:19.685	2
19	6	Baron Motorsport Team	AUT	Andrzej Lewandowski	POL	Adrian Lewandowski	POL	Ferrari 296 GT3	AM	2	2:18.850	6	2:20.703	9	2:21.508	4	2:25.780	3		
20	88	Track Focused	GBR	Darren Kell	GBR	James Kell	GBR	McLaren 720 Evo GT3	PROAM	9	2:19.298	10	2:19.412	9	2:19.910	5	2:20.683	4	2:21.708	8
21	10	2 Seas Motorsport	BHR	Scott Noble	USA	Jason Hart	USA	Mercedes AMG GT3 EVO	AM	3	2:19.328	10	2:19.787	7	2:19.813	8	2:19.902	9	2:21.796	2
22	55	AF Corse	ITA	Laurent De Meeus	BEL	Vincent Abril	FRA	Ferrari 296 GT3 EVO	PROAM	10	2:19.542	5	2:20.055	4	2:21.461	2	2:22.587	3	2:32.314	9
23	12	Fach Auto Tech	CHE	Joel Monegro Reyes	DNK	Lucas Wolf	DEU	Porsche 911 GT3 R EVO (992)	AM	4	2:19.704	10	2:19.895	5	2:20.134	8	2:20.728	4	2:21.668	3
24	108	Iron Lynx	ITA	Ameerh Naran	DNK	Theodor Jensen	DNK	Mercedes AMG GT3 EVO	PROAM	11	2:19.872	9	2:20.158	10	2:20.537	4	2:20.568	8	2:20.608	11
25	25	Into Africa Racing by Dragon Racing Intl.	ARE	Xolile Letlaka	ZAF	Stuart White	ZAF	Ferrari 296 GT3	PROAM	12	2:19.986	9	2:21.058	7	2:22.345	8	2:22.383	3	2:25.313	2
26	77	Grupo Prom Racing Team	DEU	Alfredo Hernández	MEX	Stéphane Tribaudini	FRA	Mercedes AMG GT3 EVO	AM	5	2:20.140	10	2:20.247	8	2:20.523	9	2:20.597	6	2:21.421	4
27	16	AF Corse	ITA	Marcelo Hahn	BRA	Galid Osman	BRA	Ferrari 296 GT3	AM	6	2:20.303	7	2:20.379	9	2:22.408	8	3:08.826	2	3:11.706	4
28	117	Mikkel O. Pedersen Racing	DNK	Mikkel O. Pedersen	DNK	Lars Engelbrekt Pedersen	DNK	Porsche 911 GT3 R EVO (992)	PROAM	13	2:20.948	8	2:21.323	10	2:21.473	7	2:22.388	6	2:22.518	5
29	80	AF Motorsport	PRT	André Fernandes	PRT	Angelo Fontana	VEN	Porsche 991.2 GT3R	AM	7	2:21.488	5	2:22.492	4	2:22.621	9	2:23.754	3	2:25.423	2
30	24	Greystone GT	GBR	Andrey Borodin	ITA	Oliver Webb	GBR	McLaren 720s GT3 Evo	PROAM	14	2:22.210	6	2:23.648	5	2:24.346	2	2:25.009	9	2:25.138	8
31	5	Olimp Racing	POL	Stanislaw Jedliński	POL	Krystian Korzeniowski	POL	Ferrari 296 GT3 EVO	AM	8	2:32.931	5	2:33.659	6	2:35.926	7	2:36.338	2	2:36.479	4

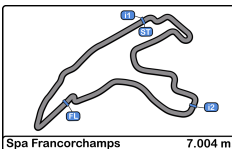




Spa Francorchamps
International GT Open
Qualifying - 1 Driver - 1
Best 5 Top Speeds

Cl	N°	Entrant/Team	Nat	Driver 1	Nat	Driver 2	Nat	Vehicle	Cat	Cl	Top 1		Top 2		Top 3		Top 4		Top 5		Avg
											Km/h	Lap	Km/h	Lap	Km/h	Lap	Km/h	Lap	Km/h	Lap	
1	7	PTT Racing	POL	Hubert Darmetko	POL	Fabian Dybionka	POL	BMW M4 GT3 EVO	PROAM*	1	272.7	7	272.0	4	272.0	8	271.3	3	271.3	5	271.9
2	75	Team ISR	CZE	Filip Salaquarda	CZE	Libor Milota	CZE	Audi R8 LMS GT3 Evo II	PROAM	2	269.3	6	266.6	7	266.0	5	264.7	3	264.7	8	266.2
3	911	ZRS Motorsport	ITA	Pietro Armanni	ITA	Norbert Siedler	AUT	Porsche 911 GT3 R EVO (992)	PRO	1	267.9	3	267.3	9	267.3	10	266.6	5	266.6	7	267.1
4	33	Greystone GT	GBR	Zac Meakin	GBR	Dean Macdonald	GBR	McLaren 720s GT3 Evo	PRO	2	267.3	5	267.3	7	266.6	3	265.3	4	264.7	8	266.2
5	63	Scuderia Villorba Corse	ITA	Leonardo Mancini	ITA	Rodrigo Testa	PRT	Lamborghini Huracan Evo 2	PRO	3	267.3	4	267.3	5	266.0	3	266.0	8	264.7	7	266.2
6	11	Fach Auto Tech	CHE	Alexander Schwarzer	MEX	Alexander Fach	CHE	Porsche 911 GT3 R EVO (992)	PROAM	3	266.6	8	266.6	10	265.3	9	264.7	4	264.0	7	265.4
7	44	Greystone GT	GBR	Jayden Kelly	GBR	McKenzv Cresswell	GBR	McLaren 720s GT3 Evo	PRO	4	266.6	9	266.0	8	264.7	4	264.7	7	264.0	3	265.2
8	54	CBRX by SPS	DEU	Dexter Müller	CHE	Yannick Mettler	CHE	Mercedes AMG GT3 EVO	PROAM	4	266.6	9	266.0	8	265.3	5	265.3	10	262.7	4	265.2
9	97	Blackthorn	GBR	Charles Bateman	GBR	Jonny Adam	GBR	Aston Martin AMR Vantage GT3	PROAM	5	266.6	8	266.0	11	264.7	10	264.0	6	262.7	2	264.8
10	71	Team Motopark	DEU	Christian Mansell	AUS	Maximilian Götz	DEU	Mercedes AMG GT3 EVO	PRO	5	266.0	9	264.7	8	264.0	4	263.4	7	262.7	2	264.1
11	17	Elite Motorsport with Entire Race Engineering	GBR	Tom Emson	GBR	Tom Lebbon	GBR	Ferrari 296 GT3 EVO	PRO	6	265.3	9	265.3	10	264.0	3	264.0	4	262.7	5	264.3
12	26	Saintéloc Racing	FRA	Michaël Blanchemain	FRA	Jim Pla	FRA	Audi R8 LMS GT3 Evo II	PROAM	6	265.3	3	265.3	5	265.3	8	264.7	10	264.0	4	264.9
13	28	Team Motopark	DEU	Marcelo Ramirez	MEX	Dominik Baumann	AUT	Mercedes AMG GT3 EVO	PRO	7	265.3	9	264.7	10	264.0	7	263.4	3	262.7	2	264.0
14	96	AF Corse	ITA	Yaroslav Veselaho	UAR	Yifei Ye	CHN	Ferrari 296 GT3 EVO	PRO	8	265.3	10	264.7	6	264.0	7	264.0	9	263.4	4	264.3
15	14	Good Speed Racing Team	POL	Piotr Wira	POL	Tomasz Magdziarz	POL	Aston Martin AMR Vantage GT3	AM	1	264.7	9	263.4	4	263.4	8	262.1	3	262.1	7	263.1
16	51	AF Corse	ITA	Rafael Durán	ITA	Tommaso Mosca	ITA	Ferrari 296 GT3 EVO	PRO	9	264.7	7	264.7	8	264.0	6	264.0	9	263.4	3	264.1
17	55	AF Corse	ITA	Laurent De Meeus	BEL	Vincent Abril	FRA	Ferrari 296 GT3 EVO	PROAM	7	264.7	10	262.7	9	262.1	5	261.5	4	261.5	8	262.5
18	27	Optimum Motorsport	GBR	Morgan Tillbrook	GBR	Ben Barnicoat	GBR	McLaren 720s GT3 Evo	PROAM	8	264.0	10	262.1	7	262.1	9	262.1	11	261.5	8	262.3
19	88	Track Focused	GBR	Darren Kell	GBR	James Kell	GBR	McLaren 720 Evo GT3	PROAM	9	264.0	6	260.2	10	259.6	2	259.6	4	259.6	5	260.6
20	777	Olimp Racing	POL	Marcin Jedliński	POL	Karol Basz	POL	Ferrari 296 GT3 EVO	PROAM	10	264.0	8	264.0	9	262.7	3	262.7	6	262.1	5	263.1
21	12	Fach Auto Tech	CHE	Joel Monegro Reyes	DOM	Lucas Wolf	DEU	Porsche 911 GT3 R EVO (992)	AM	2	263.4	10	262.7	5	262.1	3	262.1	8	261.5	4	262.3
22	24	Greystone GT	GBR	Andrey Borodin	IND	Oliver Webb	GBR	McLaren 720s GT3 Evo	PROAM	11	262.7	7	262.1	9	261.5	6	260.8	5	260.2	3	261.5
23	117	Mikkel O. Pedersen Racing	DNK	Mikkel O. Pedersen	DNK	Lars Engelbrekt Pedersen	DNK	Porsche 911 GT3 R EVO (992)	PROAM	12	262.7	10	262.1	11	261.5	9	260.8	8	260.2	7	261.5
24	6	Baron Motorsport Team	AUT	Andrzej Lewandowski	POL	Adrian Lewandowski	POL	Ferrari 296 GT3	AM	3	262.1	7	260.8	8	259.6	9	258.9	5	258.3	4	259.9
25	16	AF Corse	ITA	Marcelo Hahn	BRA	Galid Osman	BRA	Ferrari 296 GT3	AM	4	262.1	7	261.5	8	260.8	10	259.6	3	259.6	9	260.7
26	10	2 Seas Motorsport	BHR	Scott Noble	USA	Jason Hart	USA	Mercedes AMG GT3 EVO	AM	5	260.8	10	260.2	4	258.3	6	257.7	8	257.7	9	258.9
27	77	Grupo Prom Racing Team	DEU	Alfredo Hernández	MEX	Stéphane Tribaudini	FRA	Mercedes AMG GT3 EVO	AM	6	260.8	11	259.6	10	258.3	6	257.7	8	257.7	9	258.8
28	80	AF Motorsport	PRT	André Fernandes	PRT	Angelo Fontana	VEN	Porsche 991.2 GT3R	AM	7	260.2	10	258.9	6	258.9	9	257.1	5	257.1	7	258.5
29	108	Iron Lynx	ITA	Ameerh Naran	ZWE	Theodor Jensen	DNK	Mercedes AMG GT3 EVO	PROAM	13	260.2	10	260.2	11	259.6	5	259.6	9	258.9	8	259.7
30	25	Into Africa Racing by Dragon Racing Intl.	ARE	Xolile Letlaka	ZAF	Stuart White	ZAF	Ferrari 296 GT3	PROAM	14	256.5	3	256.5	9	256.5	10	255.9	7	254.7	2	256.0
31	5	Olimp Racing	POL	Stanislaw Jedliński	POL	Krystian Korzeniowski	POL	Ferrari 296 GT3 EVO	AM	8	255.9	7	252.3	4	252.3	6	251.7	2	251.7	3	252.8

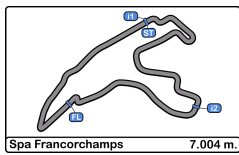




Spa Francorchamps
International GT Open
Qualifying - 1 Driver - 1
Fastest Laps Sequence

Lap	Time of Day	Session Time	N° Entrant/Team	Nat	Driver 1	Nat	Driver 2	Nat	Vehicle	Cat	Time	Km/h
2	11:12:54.894	7:54.894	25 Into Africa Racing by Dragon Racing Intl.	 ZAF	Xolile Letlaka	 ZAF	Stuart White	 ZAF	Ferrari 296 GT3	PROAM	2:25.313	173.5
2	11:13:00.176	8:00.176	75 Team ISR	 CZE	Filip Salaquarda	 CZE	Libor Milota	 CZE	Audi R8 LMS GT3 Evo II	PROAM	2:19.709	180.4
2	11:13:19.323	8:19.323	28 Team Motopark	 DEU	Marcelo Ramírez	 MEX	Dominik Baumann	 AUT	Mercedes AMG GT3 EVO	PRO	2:19.652	180.5
2	11:13:19.966	8:19.966	911 ZRS Motorsport	 ITA	Pietro Armani	 ITA	Norbert Siedler	 AUT	Porsche 911 GT3 R EVO (992)	PRO	2:16.970	184.0
2	11:14:24.139	9:24.139	33 Greystone GT	 GBR	Zac Meakin	 GBR	Dean Macdonald	 GBR	McLaren 720s GT3 Evo	PRO	2:16.240	185.0
2	11:15:07.562	10:07.562	51 AF Corse	 ITA	Rafael Durán	 ESP	Tommaso Mosca	 ITA	Ferrari 296 GT3 EVO	PRO	2:15.425	186.1
3	11:16:20.626	11:20.626	71 Team Motopark	 DEU	Christian Mansell	 AUS	Maximilian Götz	 DEU	Mercedes AMG GT3 EVO	PRO	2:15.406	186.2
6	11:25:15.161	20:15.161	71 Team Motopark	 DEU	Christian Mansell	 AUS	Maximilian Götz	 DEU	Mercedes AMG GT3 EVO	PRO	2:14.708	187.1





Spa Francorchamps
International GT Open
Qualifying - 1 Driver - 1
Pit Stop Analysis



7	Hubert Darmetko	BMW M4 GT3 EVO
PROAM*	Fabian Dybionka	PTT Racing

N°	In Day Time	In Time	Out Time	Pit Time	T. Pit Time	Handicap	Diff.
1	11:20:23.937	11:20:23.937	11:21:50.160	1:26.223	1:26.223		

10	Scott Noble	Mercedes AMG GT3 EVO
AM	Jason Hart	2 Seas Motorsport

N°	In Day Time	In Time	Out Time	Pit Time	T. Pit Time	Handicap	Diff.
1	11:18:14.897	11:18:14.897	11:19:42.568	1:27.671	1:27.671		

11	Alexander Schwarzer	Porsche 911 GT3 R EVO (992)
PROAM	Alexander Fach	Fach Auto Tech

N°	In Day Time	In Time	Out Time	Pit Time	T. Pit Time	Handicap	Diff.
1	11:20:31.701	11:20:31.701	11:21:20.289	48.588	48.588		

12	Joel Monegro Reyes	Porsche 911 GT3 R EVO (992)
AM	Lucas Wolf	Fach Auto Tech

N°	In Day Time	In Time	Out Time	Pit Time	T. Pit Time	Handicap	Diff.
1	11:22:38.677	11:22:38.677	11:24:04.554	1:25.877	1:25.877		

14	Piotr Wira	Aston Martin AMR Vantage GT3 EVO
AM	Tomasz Magdziarz	Good Speed Racing Team

N°	In Day Time	In Time	Out Time	Pit Time	T. Pit Time	Handicap	Diff.
1	11:21:30.651	11:21:30.651	11:24:11.686	2:41.035	2:41.035		

16	Marcelo Hahn	Ferrari 296 GT3
AM	Galid Osman	AF Corse

N°	In Day Time	In Time	Out Time	Pit Time	T. Pit Time	Handicap	Diff.
1	11:11:26.003	11:11:26.003	11:12:23.559	57.556	57.556		
2	11:17:04.580	11:17:04.580	11:18:03.259	58.679	1:56.235		

17	Tom Emson	Ferrari 296 GT3 EVO
PRO	Tom Lebbon	Elite Motorsport with Entire Race Engine

N°	In Day Time	In Time	Out Time	Pit Time	T. Pit Time	Handicap	Diff.
1	11:21:43.690	11:21:43.690	11:22:33.557	49.867	49.867		

24	Andrey Borodin	McLaren 720s GT3 Evo
PROAM	Oliver Webb	Greystone GT

N°	In Day Time	In Time	Out Time	Pit Time	T. Pit Time	Handicap	Diff.
1	11:15:47.379	11:15:47.379	11:17:31.514	1:44.135	1:44.135		

25	Xolile Letlaka	Ferrari 296 GT3
PROAM	Stuart White	Into Africa Racing by Dragon Racing Intl.

N°	In Day Time	In Time	Out Time	Pit Time	T. Pit Time	Handicap	Diff.
1	11:20:05.390	11:20:05.390	11:20:57.744	52.354	52.354		

26	Michaël Blanchemain	Audi R8 LMS GT3 Evo II
PROAM	Jim Pla	Saintéloc Racing

N°	In Day Time	In Time	Out Time	Pit Time	T. Pit Time	Handicap	Diff.
1	11:22:31.930	11:22:31.930	11:24:18.773	1:46.843	1:46.843		

27	Morgan Tillbrook	McLaren 720s GT3 Evo
PROAM	Ben Barnicoat	Optimum Motorsport

N°	In Day Time	In Time	Out Time	Pit Time	T. Pit Time	Handicap	Diff.
1	11:15:29.926	11:15:29.926	11:16:20.333	50.407	50.407		

28	Marcelo Ramírez	Mercedes AMG GT3 EVO
PRO	Dominik Baumann	Team Motopark

N°	In Day Time	In Time	Out Time	Pit Time	T. Pit Time	Handicap	Diff.
1	11:20:16.746	11:20:16.746	11:23:19.323	3:02.577	3:02.577		

33	Zac Meakin	McLaren 720s GT3 Evo
PRO	Dean Macdonald	Greystone GT

N°	In Day Time	In Time	Out Time	Pit Time	T. Pit Time	Handicap	Diff.
1	11:21:17.767	11:21:17.767	11:25:01.271	3:43.504	3:43.504		

44	Jayden Kelly	McLaren 720s GT3 Evo
PRO	McKenzy Cresswell	Greystone GT

N°	In Day Time	In Time	Out Time	Pit Time	T. Pit Time	Handicap	Diff.
1	11:10:35.376	11:10:35.376	11:12:35.978	2:00.602	2:00.602		
2	11:22:02.033	11:22:02.033	11:25:28.146	3:26.113	5:26.715		

51	Rafael Durán	Ferrari 296 GT3 EVO
PRO	Tommaso Mosca	AF Corse

N°	In Day Time	In Time	Out Time	Pit Time	T. Pit Time	Handicap	Diff.
1	11:19:41.442	11:19:41.442	11:22:43.920	3:02.478	3:02.478		

54	Dexter Müller	Mercedes AMG GT3 EVO
PROAM	Yannick Mettler	CBRX by SPS

N°	In Day Time	In Time	Out Time	Pit Time	T. Pit Time	Handicap	Diff.
1	11:20:49.750	11:20:49.750	11:22:04.397	1:14.647	1:14.647		

55	Laurent De Meeus	Ferrari 296 GT3 EVO
PROAM	Vincent Abril	AF Corse

N°	In Day Time	In Time	Out Time	Pit Time	T. Pit Time	Handicap	Diff.
1	11:23:50.822	11:23:50.822	11:24:42.812	51.990	51.990		

71	Christian Mansell	Mercedes AMG GT3 EVO
PRO	Maximilian Götz	Team Motopark

N°	In Day Time	In Time	Out Time	Pit Time	T. Pit Time	Handicap	Diff.
1	11:18:42.948	11:18:42.948	11:20:49.820	2:06.872	2:06.872		

75	Filip Salaquarda	Audi R8 LMS GT3 Evo II
PROAM	Libor Milota	Team ISR

N°	In Day Time	In Time	Out Time	Pit Time	T. Pit Time	Handicap	Diff.
1	11:15:19.985	11:15:19.985	11:19:04.386	3:44.401	3:44.401		

88	Darren Kell	McLaren 720 Evo GT3
PROAM	James Kell	Track Focused

N°	In Day Time	In Time	Out Time	Pit Time	T. Pit Time	Handicap	Diff.
1	11:23:42.998	11:23:42.998	11:25:10.708	1:27.710	1:27.710		

96	Yaroslav Veselaho	Ferrari 296 GT3 EVO
PRO	Yifei Ye	AF Corse

N°	In Day Time	In Time	Out Time	Pit Time	T. Pit Time	Handicap	Diff.
1	11:25:53.774	11:25:53.774	11:26:59.806	1:06.032	1:06.032		

97	Charles Bateman	Aston Martin AMR Vantage GT3 EVO
PROAM	Jonny Adam	Blackthorn

N°	In Day Time	In Time	Out Time	Pit Time	T. Pit Time	Handicap	Diff.
1	11:15:37.350	11:15:37.350	11:16:28.318	50.968	50.968		

108	Ameerh Naran	Mercedes AMG GT3 EVO
PROAM	Theodor Jensen	Iron Lynx

N°	In Day Time	In Time	Out Time	Pit Time	T. Pit Time	Handicap	Diff.
1	11:20:08.218	11:20:08.218	11:21:07.934	59.716	59.716		

911	Pietro Armani	Porsche 911 GT3 R EVO (992)
PRO	Norbert Siedler	ZRS Motorsport

N°	In Day Time	In Time	Out Time	Pit Time	T. Pit Time	Handicap	Diff.
1	11:20:20.668	11:20:20.668	11:22:06.547	1:45.879	1:45.879		



