

Autodromo Int. do Algarve
International GT Open
Qualifying - 1 Driver - 1
Provisional Results



Autodromo do Algarve 4.653 m.

Cls	Nº	Entrant/Team	Nat	Driver 1	Nat	Driver 2	Nat	Vehicle	Cat	Cls	Laps	Best	Time	Gap	Interval	Km/h
1	911	ZRS Motorsport	ITA	Pietro Armani	ITA	Alex Fontana	CHE	Porsche 911 GT3 R EVO (992)	PRO	1	12	10	1:40.507			166.6
2	51	AF Corse	ITA	Rafael Durán	ESP	Tommaso Mosca	ITA	Ferrari 296 GT3 EVO	PRO	2	8	7	1:40.627	0.120	0.120	166.4
3	33	Greystone GT	GBR	Zac Meakin	GBR	Dean Macdonald	GBR	McLaren 720s GT3 Evo	PRO	3	13	12	1:40.627	0.120	0.000	166.4
4	777	Olimp Racing	POL	Marcin Jedliński	POL	Karol Basz	POL	Ferrari 296 GT3 EVO	PROAM	1	9	7	1:40.649	0.142	0.022	166.4
5	26	Saintéloc Racing	FRA	Michaël Blanchemain	FRA	Jim Pla	FRA	Audi R8 LMS GT3 Evo II	PROAM	2	12	7	1:40.822	0.315	0.173	166.1
6	71	Team Motopark	DEU	Christian Mansell	AUS	Maximilian Götz	DEU	Mercedes AMG GT3 EVO	PRO	4	12	8	1:40.979	0.472	0.157	165.8
7	18	Dinamic GT	ITA	Philipp Sager	AUT	Christian Engelhart	DEU	Porsche 911 GT3 R EVO (992)	PROAM	3	12	9	1:41.105	0.598	0.126	165.6
8	17	Elite Motorsport with Entire Race Engineering	GBR	Tom Emson	GBR	Tom Lebbon	GBR	Ferrari 296 GT3 EVO	PRO	5	14	13	1:41.257	0.750	0.152	165.4
9	97	Blackthorn	GBR	Charles Bateman	GBR	Henrique Chaves	PRT	Aston Martin AMR Vantage GT3 E	PROAM	4	6	4	1:41.264	0.757	0.007	165.4
10	96	AF Corse	ITA	Yaroslav Veselaho	UKR	Thomas Neubauer	FRA	Ferrari 296 GT3 EVO	PRO	6	9	8	1:42.120	1.613	0.856	164.0
11	79	Sendom Racing Team	POL	Seweryn Mazur	POL			Lamborghini Huracan Evo 2	AM	1	11	4	1:42.329	1.822	0.209	163.6
12	75	Team ISR	CZE	Filip Salaquarda	CZE	Libor Milota	CZE	Audi R8 LMS GT3 Evo II	PROAM	5	5	3	1:42.447	1.940	0.118	163.5
13	28	Team Motopark	DEU	Marcelo Ramirez	MEX	Dominik Baumann	AUT	Mercedes AMG GT3 EVO	PRO	7	12	11	1:42.668	2.161	0.221	163.1
14	12	Fach Auto Tech	CHE	Joel Monegro Reyes	DOM			Porsche 911 GT3 R EVO (992)	AM	2	10	9	1:42.855	2.348	0.187	162.8
15	6	Baron Motorsport Team	AUT	Andrzej Lewandowski	POL	Adrian Lewandowski	POL	Ferrari 296 GT3	AM	3	12	8	1:42.908	2.401	0.053	162.7
16	54	CBRX by SPS	DEU	Dexter Müller	CHE	Yannick Mettler	CHE	Mercedes AMG GT3 EVO	PROAM	6	12	11	1:42.910	2.403	0.002	162.7
17	14	Good Speed Racing Team	POL	Piotr Wira	POL			Aston Martin AMR Vantage GT3 E	AM	4	11	9	1:42.980	2.473	0.070	162.6
18	88	Track Focused	GBR	Darren Kell	GBR	James Kell	GBR	McLaren 720 Evo GT3	PROAM	7	14	10	1:43.163	2.656	0.183	162.3
19	55	AF Corse	ITA	Laurent De Meeus	BEL	Vincent Abril	FRA	Ferrari 296 GT3 EVO	PROAM	8	6	3	1:43.378	2.871	0.215	162.0
20	11	Fach Auto Tech	CHE	Alexander Schwarzer	MEX	Alexander Fach	CHE	Porsche 911 GT3 R EVO (992)	PROAM	9	9	8	1:43.485	2.978	0.107	161.8
21	16	AF Corse	ITA	Marcelo Hahn	BRA	Galid Osman	BRA	Ferrari 296 GT3	AM	5	9	5	1:43.552	3.045	0.067	161.7
22	25	Into Africa Racing by Dragon Racing Intl.	UKR	Xolile Letlaka	ZAF	Axcil Jefferies	ZWE	Ferrari 296 GT3	PROAM	10	13	11	1:43.577	3.070	0.025	161.7
23	917	AF Motorsport	PRT	André Fernandes	PRT	Angelo Fontana	VEN	Porsche 991.2 GT3R	AM	6	13	10	1:44.019	3.512	0.442	161.0
24	77	Grupo Prom Racing Team	DEU	Alfredo Hernández	MEX			Mercedes AMG GT3 EVO	AM	7	13	11	1:45.412	4.905	1.393	158.9
25	5	Olimp Racing	POL	Stanislaw Jedliński	POL	Krystian Korzeniowski	POL	Ferrari 296 GT3	AM	8	10	8	1:50.344	9.837	4.932	151.8
26	81	Norik Racing	JPN	Norikazu Shibata	JPN	Charles Fagg	GBR	Ferrari 296 GT3	PROAM	11	5	4	1:54.309	13.802	3.965	146.5

Published at:.....

Track Temp: 20.0 °C Air Temp: 22.8 °C Humidity: 37 % Track Status: DRY

Race Director:

Alessandro Ferrari

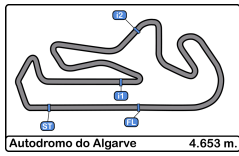
ACI DGA 392080

Timekeeper:

Luis Garcia

JOB-2654-ESP/M





Autodromo Int. do Algarve
International GT Open
Qualifying - 1 Driver - 1
Track Limit



The Stewards, having received a report from Race Director, have considered the following matter and determine the following:

Session Qualifying - 1 Driver - 1
Fact The cars below did not use the track at the turns listed below

Infringement Breach of Appendix L Chapter IV Article 2 c) of the FIA International Sporting Code and Article 19.4/19.5 of the Sporting Regulations.

Decision Deletion of the lap times shown in accordance with Article 12.4.1.e of the FIA International Sporting Code.

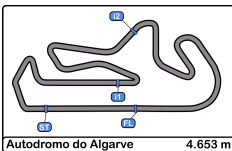
Note

- Certain decisions of the Stewards are subject to appeal (Article 15 of the FIA International Sporting Code).
- These penalties are not subject to appeal Article.12.3.4 of the FIA International Sporting Code and Article 16.5 of the Sporting Regulations.
- According to Article.12.3.3.b of the FIA International Sporting Code these decisions become immediately binding even in case of an appeal.

Ord	Turn	Nº Driver	Entrant/Team	Time of Day	Lap Time
1	4	28 Ramirez - Baumann	Team Motopark	10:11:06.152	1:43.328
2	14	917 Fernandes - Fontana	AF Motorsport	10:11:10.012	1:45.661
3	1	81 Shibata - Fagg	Norik Racing	10:11:25.130	1:46.619
4	1	25 Letlaka - Jefferies	<small>Into Africa Racing by Dragon Racing Intl.</small>	10:12:19.877	1:45.387
5	1	6 Lewandowski - Lewandowski	Baron Motorsport Team	10:12:45.505	1:43.276
6	4	81 Shibata - Fagg	Norik Racing	10:13:11.204	1:46.074
7	14	26 Blanchemain - Pla	Saintéloc Racing	10:13:38.219	1:41.539
8	1	917 Fernandes - Fontana	AF Motorsport	10:14:40.103	1:45.383
9	4	54 Müller - Mettler	CBRX by SPS	10:14:46.364	1:50.686
10	1	18 Sager - Engelhart	Dinamic GT	10:15:34.163	1:44.615
11	5	5 Jedliński - Korzeniowski	Olimp Racing	10:15:38.712	2:06.333
12	1	28 Ramirez - Baumann	Team Motopark	10:16:15.223	1:43.376
13	4	81 Shibata - Fagg	Norik Racing	10:16:50.657	1:45.144
14	1	88 Kell - Kell	Track Focused	10:17:38.395	1:43.614
15	1	14 Piotr Wira	Good Speed Racing Team	10:18:04.652	2:05.733
16	1	26 Blanchemain - Pla	Saintéloc Racing	10:19:53.233	2:49.271
17	1	18 Sager - Engelhart	Dinamic GT	10:20:17.664	3:02.026
18	15	917 Fernandes - Fontana	AF Motorsport	10:38:44.635	1:44.408
19	4	96 Veselaho - Neubauer	AF Corse	10:39:45.616	1:42.735
20	14	79 Seweryn Mazur	Sendom Racing Team	10:40:21.709	1:43.726
21	5	917 Fernandes - Fontana	AF Motorsport	10:40:28.805	1:44.170
22	1	911 Armani - Fontana	ZRS Motorsport	10:40:51.227	23:37.420
23	4	5 Jedliński - Korzeniowski	Olimp Racing	10:42:50.423	1:51.724
24	1	88 Kell - Kell	Track Focused	10:42:53.281	1:43.434
25	4	88 Kell - Kell	Track Focused	10:44:36.998	1:43.717
26	1	28 Ramirez - Baumann	Team Motopark	10:44:42.357	1:42.893
27	4	5 Jedliński - Korzeniowski	Olimp Racing	10:44:55.169	2:04.746
28	1	33 Meakin - Macdonald	Greystone GT	10:45:25.235	1:40.696
29	6	6 Lewandowski - Lewandowski	Baron Motorsport Team	10:45:44.576	1:44.221
30	4	28 Ramirez - Baumann	Team Motopark	10:46:24.673	1:42.316

The Stewards:





Autodromo Int. do Algarve
International GT Open
Qualifying - 1 Driver - 1
Provisional Results by Category



Autodromo do Algarve 4.653 m.

PRO																
Cls	Nº	Entrant/Team	Nat	Driver 1	Nat	Driver 2	Nat	Vehicle	Cat	Cls	Laps	Best	Time	Gap	Interval	Km/h
1	911	ZRS Motorsport	ITA	Pietro Armani	ITA	Alex Fontana	CHE	Porsche 911 GT3 R EVO (992)	PRO	1	12	10	1:40.507			166.6
2	51	AF Corse	ITA	Rafael Durán	ESP	Tommaso Mosca	ITA	Ferrari 296 GT3 EVO	PRO	2	8	7	1:40.627	0.120	0.120	166.4
3	33	Greystone GT	GBR	Zac Meakin	GBR	Dean Macdonald	GBR	McLaren 720s GT3 Evo	PRO	3	13	12	1:40.627	0.120	0.000	166.4
4	71	Team Motopark	DEU	Christian Mansell	AUS	Maximilian Götz	GBR	Mercedes AMG GT3 EVO	PRO	4	12	8	1:40.979	0.472	0.352	165.8
5	17	Elite Motorsport with Entire Race Engineering	GBR	Tom Emson	GBR	Tom Lebbon	GBR	Ferrari 296 GT3 EVO	PRO	5	14	13	1:41.257	0.750	0.278	165.4
6	96	AF Corse	ITA	Yaroslav Veselaho	MEX	Thomas Neubauer	FRA	Ferrari 296 GT3 EVO	PRO	6	9	8	1:42.120	1.613	0.863	164.0
7	28	Team Motopark	DEU	Marcelo Ramírez	MEX	Dominik Baumann	AUT	Mercedes AMG GT3 EVO	PRO	7	12	11	1:42.668	2.161	0.548	163.1

PROAM																
Cls	Nº	Entrant/Team	Nat	Driver 1	Nat	Driver 2	Nat	Vehicle	Cat	Cls	Laps	Best	Time	Gap	Interval	Km/h
1	777	Olimp Racing	POL	Marcin Jedliński	POL	Karol Basz	POL	Ferrari 296 GT3 EVO	PROAM	1	9	7	1:40.649			166.4
2	26	Saintéloc Racing	FRA	Michaël Blanchemain	FRA	Jim Pla	FRA	Audi R8 LMS GT3 Evo II	PROAM	2	12	7	1:40.822	0.173	0.173	166.1
3	18	Dinamic GT	ITA	Philipp Sager	AUT	Christian Engelhart	DEU	Porsche 911 GT3 R EVO (992)	PROAM	3	12	9	1:41.105	0.456	0.283	165.6
4	97	Blackthorn	GBR	Charles Bateman	GBR	Henrique Chaves	PRT	Aston Martin AMR Vantage GT3 E	PROAM	4	6	4	1:41.264	0.615	0.159	165.4
5	75	Team ISR	CZE	Filip Salaquarda	CZE	Libor Milota	CZE	Audi R8 LMS GT3 Evo II	PROAM	5	5	3	1:42.447	1.798	1.183	163.5
6	54	CBRX by SPS	DEU	Dexter Müller	CHE	Yannick Mettler	CHE	Mercedes AMG GT3 EVO	PROAM	6	12	11	1:42.910	2.261	0.463	162.7
7	88	Track Focused	GBR	Darren Kell	GBR	James Kell	CHE	McLaren 720 Evo GT3	PROAM	7	14	10	1:43.163	2.514	0.253	162.3
8	55	AF Corse	ITA	Laurent De Meeus	BEL	Vincent Abril	FRA	Ferrari 296 GT3 EVO	PROAM	8	6	3	1:43.378	2.729	0.215	162.0
9	11	Fach Auto Tech	CHE	Alexander Schwarzer	MEX	Alexander Fach	CHE	Porsche 911 GT3 R EVO (992)	PROAM	9	9	8	1:43.485	2.836	0.107	161.8
10	25	Into Africa Racing by Dragon Racing Intl.	GBR	Xolile Letlaka	ZAF	Axcil Jefferies	ZWE	Ferrari 296 GT3	PROAM	10	13	11	1:43.577	2.928	0.092	161.7
11	81	Norik Racing	JPN	Norikazu Shibata	JPN	Charles Fagg	GBR	Ferrari 296 GT3	PROAM	11	5	4	1:54.309	13.660	10.732	146.5

AM																
Cls	Nº	Entrant/Team	Nat	Driver 1	Nat	Driver 2	Nat	Vehicle	Cat	Cls	Laps	Best	Time	Gap	Interval	Km/h
1	79	Sendom Racing Team	POL	Seweryn Mazur	POL		POL	Lamborghini Huracan Evo 2	AM	1	11	4	1:42.329			163.6
2	12	Fach Auto Tech	CHE	Joel Monegro Reyes	DNK		DNK	Porsche 911 GT3 R EVO (992)	AM	2	10	9	1:42.855	0.526	0.526	162.8
3	6	Baron Motorsport Team	AUT	Andrzej Lewandowski	POL	Adrian Lewandowski	POL	Ferrari 296 GT3	AM	3	12	8	1:42.908	0.579	0.053	162.7
4	14	Good Speed Racing Team	POL	Piotr Wira	POL		POL	Aston Martin AMR Vantage GT3 E	AM	4	11	9	1:42.980	0.651	0.072	162.6
5	16	AF Corse	ITA	Marcelo Hahn	BRA	Galid Osman	BRA	Ferrari 296 GT3	AM	5	9	5	1:43.552	1.223	0.572	161.7
6	917	AF Motorsport	PRT	André Fernandes	PRT	Angelo Fontana	VEN	Porsche 991.2 GT3R	AM	6	13	10	1:44.019	1.690	0.467	161.0
7	77	Grupo Prom Racing Team	DEU	Alfredo Hernández	MEX		MEX	Mercedes AMG GT3 EVO	AM	7	13	11	1:45.412	3.083	1.393	158.9
8	5	Olimp Racing	POL	Stanislaw Jedliński	POL	Krystian Korzeniowski	POL	Ferrari 296 GT3	AM	8	10	8	1:50.344	8.015	4.932	151.8

Published at:.....

Track Temp: 20.0 °C Air Temp: 22.8 °C Humidity: 37 % Track Status: DRY

Race Director:

Alessandro Ferrari

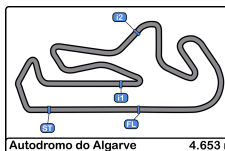
ACI DGA 392080

Timekeeper:

Luis Garcia

JOB-2654-ESP/M





Autodromo Int. do Algarve
International GT Open
Qualifying - 1 Driver - 1
Lap Analysis



5 Stanislav Jedliński **Ferrari 296 GT3** **14** Piotr Wira **Aston Martin AMR Vantage GT3 EVO**
 AM Krystian Korzeniewski **Olimp Racing** AM **Good Speed Racing Team**

Lap	D	Time	Sector 1	Sector 2	Sector 3	T. Spd	Elapsed	Lap	D	Time	Sector 1	Sector 2	Sector 3	T. Spd	Elapsed
1	1	10:07:54.312	10:06:35.878	36.819	41.615		10:07:54.312	1	10:09:03.429	10:07:50.924	33.752	38.753		10:09:03.429	
2	1	1:52.229	34.703	35.810	41.716	259.6	10:09:46.541	2	1:44.590	33.040	33.477	38.073	263.4	10:10:48.019	
3	1	1:52.532	35.045	35.959	41.528	258.3	10:11:39.073	3	1:43.435	32.452	33.064	37.919	264.0	10:12:31.454	
4	1	1:53.306	35.031	35.879	42.396	259.6	10:13:32.379	4	1:43.882	32.590	32.996	38.296	264.7	10:14:15.336	
5	1	2:06.333 P	35.273	37.330	53.730	258.3	10:15:38.712	5	1:43.583	32.393	32.989	38.201	264.7	10:15:58.919	
6	1	21:38.681	20:20.676	36.852	41.153		10:37:17.393	6	2:06.733 P	33.042	35.285	57.406	265.3	10:18:04.652	
7	1	1:50.962	34.664	35.449	40.849	258.3	10:39:08.355	7	20:07.557	18:51.743	37.969	37.845		10:38:12.209	
8	1	1:50.344	34.405	35.117	40.822	258.9	10:40:58.699	8	1:43.037	32.485	32.754	37.798	262.7	10:39:55.246	
9	1	1:51.724	34.900	35.311	41.513	262.1	10:42:50.423	9	1:42.980	32.318	32.698	37.964	266.0	10:41:38.226	
10	1	2:04.746 P	35.817	35.613	53.316	255.3	10:44:55.169	10	1:43.019	32.256	32.821	37.942	264.7	10:43:21.245	

6 Andrzej Lewandowski **Ferrari 296 GT3** **16** Marcelo Hahn **Ferrari 296 GT3**
 AM Adrian Lewandowski **Baron Motorsport Team** AM Galid Osman **AF Corse**

Lap	D	Time	Sector 1	Sector 2	Sector 3	T. Spd	Elapsed	Lap	D	Time	Sector 1	Sector 2	Sector 3	T. Spd	Elapsed
1	1	10:07:33.957	10:06:20.486	34.239	39.232		10:07:33.957	1	10:16:28.824	10:15:16.925	33.292	38.607		10:16:28.824	
2	1	1:44.712	33.016	32.744	38.952	264.0	10:09:18.669	2	2:01.987 P	32.838	32.931	56.218	258.9	10:18:30.811	
3	1	1:43.560	32.677	32.761	38.122	264.7	10:11:02.229	3	18:36.822	17:16.828	34.987	45.007		10:37:07.633	
4	1	1:43.276	32.712	32.511	38.053	266.0	10:12:45.505	4	1:52.769	33.511	33.062	46.196	257.1	10:39:00.402	
5	1	1:43.535	32.432	32.723	38.380	266.0	10:14:29.040	5	1:43.552	32.518	33.028	38.006	261.5	10:40:43.954	
6	1	1:57.243 P	33.637	34.920	48.686	265.3	10:16:26.283	6	1:43.865	32.232	32.997	38.636	264.0	10:42:27.819	
7	1	22:24.855	21:13.838	32.852	38.165		10:38:51.138	7	1:44.410	32.863	32.948	38.599	260.8	10:44:12.229	
8	1	1:42.908	32.499	32.590	37.819	266.0	10:40:34.046	8	1:43.897	32.817	32.772	38.308	262.1	10:45:56.126	
9	1	1:42.970	32.379	32.539	38.052	267.3	10:42:17.016	9	2:04.868 P	32.923	32.926	59.019	261.5	10:48:00.994	
10	1	1:43.339	32.239	32.584	38.516	267.9	10:44:00.355								
11	1	1:44.224	32.683	32.808	38.730	266.0	10:45:44.576								
12	1	2:12.723 P	32.279	32.357	1:08.087	264.0	10:47:57.299								

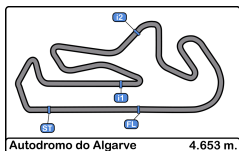
11 Alexander Schwarzer **Porsche 911 GT3 R EVO (992)** **17** Tom Emson **Ferrari 296 GT3 EVO**
 PROAM Alexander Fach **Fach Auto Tech** PRO Tom Lebbon **Elite Motorsport with Entire Race**

Lap	D	Time	Sector 1	Sector 2	Sector 3	T. Spd	Elapsed	Lap	D	Time	Sector 1	Sector 2	Sector 3	T. Spd	Elapsed
1	1	10:13:51.346	10:12:36.884	33.713	40.749		10:13:51.346	1	2	10:07:02.197	10:05:44.379	37.137	40.681		10:07:02.197
2	1	1:46.564	34.769	33.300	38.495	260.2	10:15:37.910	2	2	1:54.557 P	35.159	34.389	45.009	241.0	10:08:56.754
3	1	1:43.613	32.569	33.033	38.011	261.5	10:17:21.523	3	2	2:49.066	1:25.712	38.601	44.753		10:11:45.820
4	1	3:04.140 P	43.758	1:03.243	1:17.139	262.1	10:20:25.663	4	2	1:42.954	32.371	32.569	38.014	262.7	10:13:28.774
5	1	19:22.472	18:10.830	33.421	38.221		10:39:48.135	5	2	1:41.814	32.112	32.286	37.416	262.7	10:15:10.588
6	1	1:43.853	32.816	33.024	38.013	262.1	10:41:31.988	6	2	1:41.686	32.090	32.263	37.333	264.7	10:16:52.274
7	1	1:43.529	32.493	33.193	37.843	262.7	10:43:15.517	7	2	2:38.413 P	32.465	50.240	1:15.708	264.0	10:19:30.687
8	1	1:43.485	32.472	32.990	38.023	262.1	10:44:59.002	8	2	19:13.995 P	17:53.293	35.297	45.405		10:38:44.682
9	1	1:56.663 P	33.305	37.022	46.336	259.6	10:46:55.665	9	2	2:34.740	1:21.023	33.825	39.892		10:41:19.422
								10	2	1:41.445	32.008	32.319	37.118	265.3	10:43:00.867
								11	2	1:47.111	32.036	32.888	42.187	265.3	10:44:47.978
								12	2	1:41.689	32.090	32.321	37.278	264.0	10:46:29.667
								13	2	1:41.257	31.947	32.189	37.121	264.0	10:48:10.924
								14	2	2:19.152 P	38.198	41.608	59.346	263.4	10:50:30.076

12 Joel Monegro Reyes **Porsche 911 GT3 R EVO (992)**
 AM Fach Auto Tech

Lap	D	Time	Sector 1	Sector 2	Sector 3	T. Spd	Elapsed
1		10:14:18.647	10:13:07.594	32.926	38.127		10:14:18.647
2		1:44.162	33.038	32.862	38.262	264.0	10:16:02.809
3		1:51.963 P	32.656	33.227	46.080	266.0	10:17:54.772
4		19:03.345	17:48.702	34.463	40.180		10:36:58.117
5		1:44.183	33.114	32.840	38.229	261.5	10:38:42.300
6		1:43.337	32.553	32.701	38.083	263.4	10:40:25.637
7		1:43.086	32.269	32.627	38.190	263.4	10:42:08.723
8		1:43.443	32.546	32.609	38.288	264.0	10:43:52.166
9		1:42.855	32.462	32.578	37.815	263.4	10:45:35.021
10		1:52.483 P	32.347	32.897	47.239	264.0	10:47:27.504





Autodromo Int. do Algarve
International GT Open
Qualifying - 1 Driver - 1
Lap Analysis



18 Philipp Sager Porsche 911 GT3 R EVO (992) **28** Marcelo Ramírez Mercedes AMG GT3 EVO

PROAM Christian Engelhart							Dinamic GT PRO Dominik Baumann							Team Motopark		
Lap	D	Time	Sector 1	Sector 2	Sector 3	T. Spd	Elapsed	Lap	D	Time	Sector 1	Sector 2	Sector 3	T. Spd	Elapsed	
1	2	10:10:25.918	10:09:13.970	33.541	38.407		10:10:25.918	1	1	10:09:22.824	10:08:06.763	34.490	41.571		10:09:22.824	
2	2	1:42.093	31.926	32.450	37.717	263.4	10:12:08.011	2	1	1:43.328	32.526	32.808	37.994	263.4	10:11:06.152	
3	2	1:41.537	32.028	32.120	37.389	264.0	10:13:49.548	3	1	1:42.833	32.510	32.481	37.842	264.7	10:12:48.985	
4	2	1:44.645	31.653	33.841	39.121	266.0	10:15:34.163	4	1	1:42.862	32.439	32.522	37.901	266.0	10:14:31.847	
5	2	1:41.475	31.906	32.180	37.389	265.3	10:17:15.638	5	1	1:43.376	32.512	32.697	38.167	266.0	10:16:15.223	
6	2	3:02.926 P	41.917	1:02.553	1:17.556	266.0	10:20:17.664	6	1	2:11.513 P	32.415	33.120	1:05.978	266.0	10:18:26.736	
7	2	18:56.275	17:43.273	35.195	37.807		10:39:13.939	7	1	22:49.971	21:34.600	32.849	42.522		10:41:16.707	
8	2	1:42.508	32.207	32.513	37.788	266.0	10:40:56.447	8	1	1:42.757	32.482	32.554	37.721	264.7	10:42:59.464	
9	2	1:41.105	31.748	32.154	37.203	266.6	10:42:37.552	9	1	1:42.893	32.467	32.193	38.233	265.3	10:44:42.357	
10	2	1:41.123	31.801	32.030	37.292	267.9	10:44:18.675	10	1	1:42.346	32.273	32.275	37.768	264.7	10:46:24.673	
11	2	1:44.855	32.819	34.115	37.921	266.6	10:46:03.530	11	1	1:42.668	32.317	32.532	37.819	266.0	10:48:07.341	
12	2	1:51.203 P	31.960	32.191	47.052	265.3	10:47:54.733	12	1	2:10.445 P	34.967	39.567	55.911	265.3	10:50:17.786	

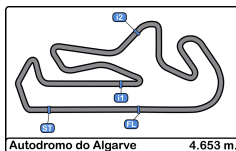
25 Xolile Letlaka Ferrari 296 GT3 **33** Zac Meakin McLaren 720s GT3 Evo

PROAM Axcil Jefferies							Into Africa Racing by Dragon PRO Dean Macdonald							Greystone GT		
Lap	D	Time	Sector 1	Sector 2	Sector 3	T. Spd	Elapsed	Lap	D	Time	Sector 1	Sector 2	Sector 3	T. Spd	Elapsed	
1	1	10:07:02.650	10:05:45.095	37.007	40.548		10:07:02.650	1	1	10:06:57.703	10:05:42.868	36.249	38.586		10:06:57.703	
2	1	1:46.047	33.641	33.357	39.049	262.7	10:08:48.697	2	1	1:50.919 P	33.224	33.246	44.449	258.3	10:08:48.622	
3	1	1:45.793	33.578	33.372	38.843	261.5	10:10:34.490	3	1	3:08.813	1:51.454	36.187	41.172		10:11:57.435	
4	1	1:45.387	33.042	33.568	38.777	262.7	10:12:19.877	4	1	1:41.488	32.075	32.155	37.258	264.7	10:13:38.923	
5	1	1:44.769	32.835	33.463	38.471	262.7	10:14:04.646	5	1	1:41.517	31.849	32.384	37.284	266.6	10:15:20.440	
6	1	1:44.178	32.881	32.976	38.321	262.1	10:15:48.824	6	1	1:40.979	31.886	32.026	37.067	265.3	10:17:01.419	
7	1	1:44.322	32.734	33.230	38.358	264.0	10:17:33.146	7	1	2:48.740 P	32.159	1:00.690	1:15.891	266.0	10:19:50.159	
8	1	3:06.177 P	47.815	1:01.193	1:17.169	261.5	10:20:39.323	8	1	22:13.292	20:59.965	34.421	38.906		10:42:03.451	
9	1	16:22.878	15:06.256	36.366	40.256		10:37:02.201	9	1	1:41.088	31.970	32.014	37.104	266.0	10:43:44.539	
10	1	1:44.659	32.905	33.326	38.428	260.2	10:38:46.860	10	1	1:40.696	31.725	31.901	37.070	264.7	10:45:25.235	
11	1	1:43.577	32.676	32.951	37.950	262.7	10:40:30.437	11	1	1:40.706	31.712	31.923	37.071	264.7	10:47:05.941	
12	1	1:44.414	32.844	32.733	38.837	264.7	10:42:14.851	12	1	1:40.627	31.756	31.940	36.931	265.3	10:48:46.568	
13	1	1:54.501 P	33.122	32.867	48.512	262.1	10:44:09.352	13	1	2:09.122 P	36.683	39.246	53.193	266.0	10:50:55.690	

26 Michaël Blanchemain Audi R8 LMS GT3 Evo II **51** Rafael Durán Ferrari 296 GT3 EVO

PROAM Jim Pla							Saintéloc Racing PRO Tommaso Mosca							AF Corse		
Lap	D	Time	Sector 1	Sector 2	Sector 3	T. Spd	Elapsed	Lap	D	Time	Sector 1	Sector 2	Sector 3	T. Spd	Elapsed	
1	2	10:11:56.680	10:10:37.324	34.895	44.461		10:11:56.680	1	2	10:11:00.708	10:09:46.954	32.815	40.939		10:11:00.708	
2	2	1:41.539	31.981	31.985	37.573	266.0	10:13:38.219	2	2	1:40.719	31.731	31.926	37.062	267.3	10:12:41.427	
3	2	1:44.270	31.797	33.890	38.583	267.3	10:15:22.489	3	2	1:40.819	31.656	31.971	37.192	268.6	10:14:22.246	
4	2	1:41.473	31.923	32.122	37.428	267.3	10:17:03.962	4	2	1:55.462 P	33.580	34.148	47.734	269.3	10:16:17.708	
5	2	2:49.274 P	31.845	1:00.857	1:16.569	269.3	10:19:53.233	5	2	26:18.798	25:03.293	38.205	37.300		10:42:36.506	
6	2	19:46.514	18:36.040	32.817	37.657		10:39:39.747	6	2	1:40.706	31.728	31.944	37.034	266.6	10:44:17.212	
7	2	1:40.822	31.678	31.830	37.314	266.0	10:41:20.569	7	2	1:40.627	31.569	32.000	37.058	267.3	10:45:57.839	
8	2	1:47.065	31.663	32.536	42.866	269.3	10:43:07.634	8	2	2:04.569 P	31.678	36.913	55.978	267.9	10:48:02.408	
9	2	1:41.134	31.627	32.037	37.470	267.9	10:44:48.768									
10	2	1:44.466	31.806	33.516	39.144	269.3	10:46:33.234									
11	2	1:40.945	31.699	31.949	37.297	267.3	10:48:14.179									
12	2	2:05.244 P	36.943	35.238	53.063	267.9	10:50:19.423									





Autodromo Int. do Algarve
International GT Open
Qualifying - 1 Driver - 1
Lap Analysis



54 Dexter Müller Mercedes AMG GT3 EVO **77** Alfredo Hernández Mercedes AMG GT3 EVO
 PROAM Yannick Mettler CBRX by SPS AM Grupo Prom Racing Team

Lap	D	Time	Sector 1	Sector 2	Sector 3	T. Spd	Elapsed	Lap	D	Time	Sector 1	Sector 2	Sector 3	T. Spd	Elapsed
1	1	10:07:40.207	10:06:28.816	33.632	37.759		10:07:40.207	1	10:07:06.056	10:05:49.113	35.923	41.020		10:07:06.056	
2	1	1:49.346	32.483	32.986	43.877	265.3	10:09:29.553	2	1:47.646	33.837	34.612	39.197	259.6	10:08:53.702	
3	1	1:43.141	32.534	32.929	37.678	265.3	10:11:12.694	3	1:45.910	33.385	33.376	39.149	260.8	10:10:39.612	
4	1	1:42.984	32.363	32.703	37.918	266.6	10:12:55.678	4	1:45.609	33.315	33.375	38.919	261.5	10:12:25.221	
5	1	1:40.686 P	32.781	33.196	44.709	266.6	10:14:46.364	5	1:47.086	33.166	34.688	39.232	262.1	10:14:12.307	
6	1	23:21.284	22:07.359	33.527	40.398		10:38:07.648	6	1:46.264	33.293	33.416	39.555	261.5	10:15:58.571	
7	1	1:44.890	33.038	32.951	38.901	262.1	10:39:52.538	7	1:45.798	33.279	33.553	38.966	261.5	10:17:44.369	
8	1	1:43.711	32.933	33.071	37.707	266.0	10:41:36.249	8	3:07.147 P	44.815	1:02.425	1:19.907	219.9	10:20:51.516	
9	1	1:43.158	32.451	32.931	37.776	266.0	10:43:19.407	9	16:17.451	15:02.288	34.716	40.447		10:37:08.967	
10	1	1:43.003	32.422	32.676	37.905	267.3	10:45:02.410	10	1:45.884	33.490	33.174	39.220	260.2	10:38:54.851	
11	1	1:42.910	32.600	32.726	37.584	266.6	10:46:45.320	11	1:45.412	33.320	33.219	38.873	262.1	10:40:40.263	
12	1	1:49.648 P	32.632	32.858	44.158	266.6	10:48:34.968	12	1:57.339 P	33.765	34.203	49.371	262.7	10:42:37.602	
								13	3:14.337 P	1:51.036	33.931	49.370		10:45:51.939	

55 Laurent De Meeus Ferrari 296 GT3 EVO **79** Seweryn Mazur Lamborghini Huracan Evo 2
 PROAM Vincent Abril AF Corse AM Sendom Racing Team

Lap	D	Time	Sector 1	Sector 2	Sector 3	T. Spd	Elapsed	Lap	D	Time	Sector 1	Sector 2	Sector 3	T. Spd	Elapsed
1	1	10:09:01.789	10:07:44.103	35.644	42.042		10:09:01.789	1	10:08:18.406	10:07:03.347	34.600	40.459		10:08:18.406	
2	1	1:44.257	33.012	33.071	38.174	262.7	10:10:46.046	2	1:42.700	32.243	32.598	37.859	263.4	10:10:01.106	
3	1	1:43.378	32.544	32.683	38.151	263.4	10:12:29.424	3	2:01.474	32.289	38.799	50.386	263.4	10:12:02.580	
4	1	1:43.518	32.430	32.901	38.187	264.7	10:14:12.942	4	1:42.329	32.150	32.392	37.787	264.7	10:13:44.909	
5	1	1:49.359	35.632	34.766	38.961	255.9	10:16:02.301	5	1:55.866	34.565	38.469	42.832	266.0	10:15:40.775	
6	1	2:08.307 P	32.854	35.425	1:00.028	263.4	10:18:10.608	6	1:42.597	32.326	32.659	37.612	265.3	10:17:23.372	
								7	3:04.875 P	43.508	1:03.707	1:17.660	266.0	10:20:28.247	
								8	18:09.736	16:48.646	37.744	43.346		10:38:37.983	
								9	4:43.726	32.960	32.711	38.055	255.9	10:40:21.709	
								10	1:42.797	32.306	32.368	38.123	264.7	10:42:04.506	
								11	2:02.000 P	32.311	33.627	56.062	265.3	10:44:06.506	

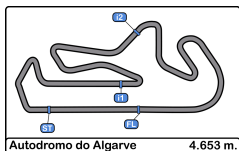
71 Christian Mansell Mercedes AMG GT3 EVO
 PRO Maximilian Götz Team Motopark

Lap	D	Time	Sector 1	Sector 2	Sector 3	T. Spd	Elapsed	Lap	D	Time	Sector 1	Sector 2	Sector 3	T. Spd	Elapsed
1	2	10:09:54.367	10:08:39.232	35.618	39.517		10:09:54.367	1	10:09:38.511	10:08:25.565	33.779	39.167		10:09:38.511	
2	2	1:54.355	37.543	36.761	40.051	239.4	10:11:48.722	2	1:46.649	34.455	33.726	38.438	262.7	10:11:25.130	
3	2	1:47.068	31.898	37.660	37.510	267.3	10:13:35.790	3	1:46.074	33.216	34.032	38.826	263.4	10:13:11.204	
4	2	1:41.165	31.745	32.149	37.271	267.9	10:15:16.955	4	1:54.309	40.776	34.316	39.217	263.4	10:15:05.513	
5	2	1:41.239	31.756	32.147	37.336	267.9	10:16:58.194	5	1:45.144	33.122	33.500	38.522	262.7	10:16:50.657	
6	2	2:47.911 P	32.528	59.621	1:15.762	268.6	10:19:46.105								
7	2	22:06.732	20:48.342	39.899	38.491		10:41:52.837								
8	2	1:40.979	31.684	32.118	37.177	267.9	10:43:33.816								
9	2	1:41.002	31.646	32.172	37.184	268.6	10:45:14.818								
10	2	1:41.005	31.769	32.103	37.133	268.6	10:46:55.823								
11	2	1:41.328	32.030	31.996	37.302	268.6	10:48:37.151								
12	2	1:59.645 P	36.760	36.854	46.031	267.9	10:50:36.796								

75 Filip Salaquarda Audi R8 LMS GT3 Evo II **88** Darren Kell McLaren 720 Evo GT3
 PROAM Libor Milota Team ISR PROAM James Kell Track Focused

Lap	D	Time	Sector 1	Sector 2	Sector 3	T. Spd	Elapsed	Lap	D	Time	Sector 1	Sector 2	Sector 3	T. Spd	Elapsed
1	2	10:12:10.024	10:10:54.655	34.070	41.299		10:12:10.024	1	10:07:10.344	10:05:53.046	36.235	41.063		10:07:10.344	
2	2	1:42.509	32.360	32.410	37.739	266.0	10:13:52.533	2	1:45.086	33.007	33.210	38.869	257.7	10:08:55.430	
3	2	1:42.447	32.222	32.337	37.888	267.3	10:15:34.980	3	1:45.478	33.203	33.582	38.693	264.0	10:10:40.908	
4	2	1:42.545	32.148	32.456	37.941	267.9	10:17:17.525	4	1:44.561	32.766	33.541	38.254	264.0	10:12:25.469	
5	2	3:03.756 P	45.449	1:01.729	1:16.578	267.3	10:20:21.281	5	1:45.104	33.112	33.754	38.238	264.0	10:14:10.573	
								6	1:44.208	32.730	32.945	38.533	262.7	10:15:54.781	
								7	1:43.614	32.664	32.919	38.031	258.9	10:17:38.395	
								8	3:05.763 P	48.821	1:01.071	1:15.871	237.8	10:20:44.158	
								9	16:58.808	15:46.889	33.892	38.027		10:37:42.966	
								10	1:43.163	32.403	32.629	38.131	259.6	10:39:26.129	
								11	1:43.718	32.752	33.098	37.868	262.7	10:41:09.847	
								12	1:43.434	32.655	32.901	37.878	264.7	10:42:53.281	
								13	1:43.747	32.495	33.226	37.996	264.0	10:44:36.998	
								14	1:53.869 P	32.492	33.202	48.175	262.7	10:46:30.867	





Autodromo Int. do Algarve
International GT Open
Qualifying - 1 Driver - 1
Lap Analysis



96 Yaroslav Veselaho Ferrari 296 GT3 EVO **917** André Fernandes Porsche 991.2 GT3R
 PRO Thomas Neubauer AF Corse AM Angelo Fontana AF Motorsport

Lap	D	Time	Sector 1	Sector 2	Sector 3	T. Spd	Elapsed	Lap	D	Time	Sector 1	Sector 2	Sector 3	T. Spd	Elapsed
1	1	10:15:45.578	10:14:30.156	33.690	41.732		10:15:45.578	1	2	10:07:35.881	10:06:13.848	39.027	43.006		10:07:35.881
2	1	1:43.487	32.674	32.905	37.908	264.0	10:17:29.065	2	1	1:48.470	34.671	34.287	39.512	255.9	10:09:24.351
3	1	3:08.546 P	50.747	1:01.311	1:16.488	264.0	10:20:37.611	3	1	1:45.664	32.979	33.637	39.045	261.5	10:11:10.012
4	1	17:25.270	16:13.199	33.675	38.396		10:38:02.881	4	1	1:44.708	32.802	33.329	38.577	262.1	10:12:54.720
5	1	1:42.735	32.391	32.580	37.764	263.4	10:39:45.616	5	1	1:45.393	32.692	33.270	39.421	262.1	10:14:40.103
6	1	1:42.390	32.117	32.343	37.930	264.7	10:41:28.006	6	1	1:51.279 P	32.949	33.262	45.068	259.6	10:16:31.382
7	1	1:42.162	32.079	32.454	37.629	264.7	10:43:10.168	7	1	20:28.845	19:13.400	35.094	40.351		10:37:00.227
8	1	1:42.120	32.044	32.214	37.862	266.6	10:44:52.288	8	1	1:44.408	32.974	33.039	38.395	259.6	10:38:44.635
9	1	1:48.322 P	32.029	32.308	43.985	265.3	10:46:40.610	9	1	1:44.170	32.513	32.977	38.680	262.1	10:40:28.805

97 Charles Bateman Aston Martin AMR Vantage GT3 EVO
 PROAM Henrique Chaves Blackthorn

Lap	D	Time	Sector 1	Sector 2	Sector 3	T. Spd	Elapsed	Lap	D	Time	Sector 1	Sector 2	Sector 3	T. Spd	Elapsed
1	2	10:20:04.814 P	10:17:47.035	1:01.626	1:16.153		10:20:04.814	10	1	1:44.019	32.799	32.756	38.464	263.4	10:42:12.824
2	2	16:48.006	15:35.578	33.857	38.571		10:36:52.820	11	1	1:44.466	32.495	32.844	39.127	262.1	10:43:57.290
3	2	1:41.580	31.930	32.432	37.218	262.1	10:38:34.400	12	1	1:44.652	32.626	32.867	39.159	259.6	10:45:41.942
4	2	1:41.264	31.778	32.272	37.214	265.3	10:40:15.664	13	1	1:51.237 P	32.838	32.857	45.542	259.6	10:47:33.179
5	2	1:45.863	32.958	34.624	38.281	266.0	10:42:01.527								
6	2	1:50.244 P	31.883	32.389	45.972	264.7	10:43:51.771								

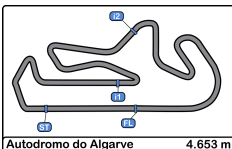
777 Marcin Jedliński Ferrari 296 GT3 EVO
 PROAM Karol Basz Olimp Racing

Lap	D	Time	Sector 1	Sector 2	Sector 3	T. Spd	Elapsed
1	2	10:08:28.641	10:07:09.439	33.279	45.923		10:08:28.641
2	2	1:41.010	32.010	32.061	36.939	265.3	10:10:09.651
3	2	1:45.199	31.803	31.991	41.405	266.6	10:11:54.850
4	2	1:48.462 P	32.052	32.225	44.185	264.7	10:13:43.312
5	2	26:20.887	25:06.103	34.349	40.435		10:40:04.199
6	2	1:40.936	32.000	31.979	36.957	265.3	10:41:45.135
7	2	1:40.649	31.614	31.982	37.053	267.3	10:43:25.784
8	2	1:46.999	31.725	36.137	39.137	268.6	10:45:12.783
9	2	1:51.064 P	31.883	33.154	46.027	266.0	10:47:03.847

911 Pietro Armani Porsche 911 GT3 R EVO (992)
 PRO Alex Fontana ZRS Motorsport

Lap	D	Time	Sector 1	Sector 2	Sector 3	T. Spd	Elapsed
1	2	10:08:35.575	10:07:23.070	34.133	38.372		10:08:35.575
2	2	1:41.064	31.834	32.103	37.127	266.6	10:10:16.639
3	2	1:41.211	31.790	32.161	37.260	265.3	10:11:57.850
4	2	1:46.284	33.950	34.420	37.914	268.6	10:13:44.134
5	2	1:41.192	31.846	32.129	37.217	266.0	10:15:25.326
6	2	1:48.481 P	31.716	32.286	44.479	266.6	10:17:13.807
7	2	23:37.420	22:13.699	39.422	44.299		10:40:51.227
8	2	1:40.624	31.724	32.071	36.829	265.3	10:42:31.851
9	2	1:40.631	31.708	32.071	36.852	266.6	10:44:12.482
10	2	1:40.507	31.676	32.040	36.791	270.0	10:45:52.989
11	2	1:40.562	31.609	32.053	36.900	266.6	10:47:33.551
12	2	2:16.474 P	39.376	41.484	55.614	266.6	10:49:50.025



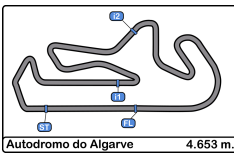


Autodromo Int. do Algarve
International GT Open
Qualifying - 1 Driver - 1
Best Sectors Results



Sector - 1		Sector - 2		Sector - 3		Ideal Lap vs Best Lap					
Clas	Nº Driver	Time	Nº Driver	Time	Nº Driver	Time	Clas	Nº Driver	Ideal Lap	Best Lap	Clas
1	51 Tommaso Mosca	31.569	26 Jim Pla	31.830	911 Alex Fontana	36.791	1	911 Alex Fontana	1:40.440	1:40.507	1
2	911 Alex Fontana	31.609	33 Zac Meakin	31.901	33 Zac Meakin	36.931	2	51 Tommaso Mosca	1:40.529	1:40.627	2
3	777 Karol Basz	31.614	51 Tommaso Mosca	31.926	777 Karol Basz	36.939	3	777 Karol Basz	1:40.532	1:40.649	4
4	26 Jim Pla	31.627	777 Karol Basz	31.979	51 Tommaso Mosca	37.034	4	33 Zac Meakin	1:40.544	1:40.627	3
5	71 Maximilian Götz	31.646	71 Maximilian Götz	31.996	17 Tom Lebbon	37.118	5	26 Jim Pla	1:40.754	1:40.822	5
6	18 Christian Engelhart	31.653	18 Christian Engelhart	32.030	71 Maximilian Götz	37.133	6	71 Maximilian Götz	1:40.775	1:40.979	6
7	33 Zac Meakin	31.712	911 Alex Fontana	32.040	18 Christian Engelhart	37.203	7	18 Christian Engelhart	1:40.886	1:41.105	7
8	97 Henrique Chaves	31.778	17 Tom Lebbon	32.189	97 Henrique Chaves	37.214	8	17 Tom Lebbon	1:41.254	1:41.257	8
9	17 Tom Lebbon	31.947	28 Marcelo Ramírez	32.193	26 Jim Pla	37.297	9	97 Henrique Chaves	1:41.264	1:41.264	9
10	96 Yaroslav Veselaho	32.029	96 Yaroslav Veselaho	32.214	54 Dexter Müller	37.584	10	96 Yaroslav Veselaho	1:41.872	1:42.120	10
11	75 Libor Milota	32.148	97 Henrique Chaves	32.272	79 Seweryn Mazur	37.612	11	79 Seweryn Mazur	1:42.130	1:42.329	11
12	79 Seweryn Mazur	32.150	75 Libor Milota	32.337	96 Yaroslav Veselaho	37.629	12	28 Marcelo Ramírez	1:42.187	1:42.668	13
13	16 Marcelo Hahn	32.232	6 Andrzej Lewandowski	32.357	28 Marcelo Ramírez	37.721	13	75 Libor Milota	1:42.224	1:42.447	12
14	6 Andrzej Lewandowski	32.239	79 Seweryn Mazur	32.368	75 Libor Milota	37.739	14	6 Andrzej Lewandowski	1:42.415	1:42.908	15
15	14 Piotr Wira	32.256	12 Joel Monegro Reyes	32.578	14 Piotr Wira	37.798	15	54 Dexter Müller	1:42.623	1:42.910	16
16	12 Joel Monegro Reyes	32.269	88 Darren Kell	32.629	12 Joel Monegro Reyes	37.815	16	12 Joel Monegro Reyes	1:42.662	1:42.855	14
17	28 Marcelo Ramírez	32.273	54 Dexter Müller	32.676	6 Andrzej Lewandowski	37.819	17	14 Piotr Wira	1:42.752	1:42.980	17
18	54 Dexter Müller	32.363	55 Laurent De Meeus	32.683	11 Alexander Schwarzer	37.843	18	88 Darren Kell	1:42.900	1:43.163	18
19	88 Darren Kell	32.403	14 Piotr Wira	32.698	88 Darren Kell	37.868	19	16 Marcelo Hahn	1:43.010	1:43.552	21
20	55 Laurent De Meeus	32.430	25 Xolile Letlaka	32.733	25 Xolile Letlaka	37.950	20	55 Laurent De Meeus	1:43.264	1:43.378	19
21	11 Alexander Schwarzer	32.472	917 André Fernandes	32.756	16 Marcelo Hahn	38.006	21	11 Alexander Schwarzer	1:43.305	1:43.485	20
22	917 André Fernandes	32.495	16 Marcelo Hahn	32.772	55 Laurent De Meeus	38.151	22	25 Xolile Letlaka	1:43.359	1:43.577	22
23	25 Xolile Letlaka	32.676	11 Alexander Schwarzer	32.990	917 André Fernandes	38.395	23	917 André Fernandes	1:43.646	1:44.019	23
24	81 Norikazu Shibata	33.122	77 Alfredo Hernández	33.174	81 Norikazu Shibata	38.438	24	81 Norikazu Shibata	1:45.060	1:54.309	26
25	77 Alfredo Hernández	33.166	81 Norikazu Shibata	33.500	77 Alfredo Hernández	38.873	25	77 Alfredo Hernández	1:45.213	1:45.412	24
26	5 Stanislaw Jedliński	34.405	5 Stanislaw Jedliński	35.117	5 Stanislaw Jedliński	40.822	26	5 Stanislaw Jedliński	1:50.344	1:50.344	25



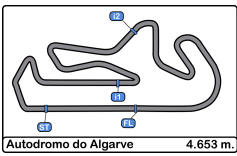


Autodromo Int. do Algarve
International GT Open
Qualifying - 1 Driver - 1
Best 5 Lap Times



Cl	N°	Entrant/Team	Nat	Driver 1	Nat	Driver 2	Nat	Vehicle	Cat	Cl	Best 1		Best 2		Best 3		Best 4		Best 5	
											Time	Lap	Time	Lap	Time	Lap	Time	Lap	Time	Lap
1	911	ZRS Motorsport	ITA	Pietro Armani	ITA	Alex Fontana	CHE	Porsche 911 GT3 R EVO (992)	PRO	1	1:40.507	10	1:40.562	11	1:40.624	8	1:40.631	9	1:41.064	2
2	33	Greystone GT	GBR	Zac Meakin	GBR	Dean Macdonald	GBR	McLaren 720s GT3 Evo	PRO	2	1:40.627	12	1:40.706	11	1:40.979	6	1:41.088	9	1:41.488	4
3	51	AF Corse	ITA	Rafael Durán	ESP	Tommaso Mosca	ITA	Ferrari 296 GT3 EVO	PRO	3	1:40.627	7	1:40.706	6	1:40.719	2	1:40.819	3	1:55.462	4
4	777	Olimp Racing	POL	Marcin Jedliński	POL	Karol Basz	POL	Ferrari 296 GT3 EVO	PROAM	1	1:40.649	7	1:40.936	6	1:41.010	2	1:45.199	3	1:46.999	8
5	26	Saintéloc Racing	FRA	Michaël Blanchemain	FRA	Jim Pla	FRA	Audi R8 LMS GT3 Evo II	PROAM	2	1:40.822	7	1:40.945	11	1:41.134	9	1:41.473	4	1:44.270	3
6	71	Team Motopark	DEU	Christian Mansell	AUS	Maximilian Götz	DEU	Mercedes AMG GT3 EVO	PRO	4	1:40.979	8	1:41.002	9	1:41.005	10	1:41.165	4	1:41.239	5
7	18	Dinamic GT	ITA	Philipp Sager	AUT	Christian Engelhart	DEU	Porsche 911 GT3 R EVO (992)	PROAM	3	1:41.105	9	1:41.123	10	1:41.475	5	1:41.537	3	1:42.093	2
8	17	Elite Motorsport with Entire Race Engineering	GBR	Tom Emson	GBR	Tom Lebbon	GBR	Ferrari 296 GT3 EVO	PRO	5	1:41.257	13	1:41.445	10	1:41.686	6	1:41.689	12	1:41.814	5
9	97	Blackthorn	GBR	Charles Bateman	GBR	Henrique Chaves	PRT	Aston Martin AMR Vantage GT3	PROAM	4	1:41.264	4	1:41.580	3	1:45.863	5	1:50.244	6	16:48.00	2
10	96	AF Corse	ITA	Yaroslav Veselaho	CZE	Thomas Neubauer	FRA	Ferrari 296 GT3 EVO	PRO	6	1:42.120	8	1:42.162	7	1:42.390	6	1:43.487	2	1:48.322	9
11	79	Sendom Racing Team	POL	Seweryn Mazur	POL			Lamborghini Huracan Evo 2	AM	1	1:42.329	4	1:42.597	6	1:42.700	2	1:42.797	10	1:55.866	5
12	75	Team ISR	CZE	Filip Salaquarda	CZE	Libor Milota	CZE	Audi R8 LMS GT3 Evo II	PROAM	5	1:42.447	3	1:42.509	2	1:42.545	4				
13	28	Team Motopark	DEU	Marcelo Ramirez	MEX	Dominik Baumann	AUT	Mercedes AMG GT3 EVO	PRO	7	1:42.668	11	1:42.757	8	1:42.833	3	1:42.862	4	2:10.445	12
14	12	Fach Auto Tech	CHE	Joel Monegro Reyes	DOM			Porsche 911 GT3 R EVO (992)	AM	2	1:42.855	9	1:43.086	7	1:43.337	6	1:43.443	8	1:44.162	2
15	6	Baron Motorsport Team	AUT	Andrzej Lewandowski	POL	Adrian Lewandowski	POL	Ferrari 296 GT3	AM	3	1:42.908	8	1:42.970	9	1:43.339	10	1:43.535	5	1:43.560	3
16	54	CBRX by SPS	DEU	Dexter Müller	CHE	Yannick Mettler	CHE	Mercedes AMG GT3 EVO	PROAM	6	1:42.910	11	1:42.984	4	1:43.003	10	1:43.141	3	1:43.158	9
17	14	Good Speed Racing Team	POL	Piotr Wira	POL			Aston Martin AMR Vantage GT3	AM	4	1:42.980	9	1:43.019	10	1:43.037	8	1:43.435	3	1:43.583	5
18	88	Track Focused	GBR	Darren Kell	GBR	James Kell	GBR	McLaren 720 Evo GT3	PROAM	7	1:43.163	10	1:43.718	11	1:44.208	6	1:44.561	4	1:45.086	2
19	55	AF Corse	ITA	Laurent De Meeus	BEL	Vincent Abril	FRA	Ferrari 296 GT3 EVO	PROAM	8	1:43.378	3	1:43.518	4	1:44.257	2	1:49.359	5		
20	11	Fach Auto Tech	CHE	Alexander Schwarzer	MEX	Alexander Fach	CHE	Porsche 911 GT3 R EVO (992)	PROAM	9	1:43.485	8	1:43.529	7	1:43.613	3	1:43.853	6	1:46.564	2
21	16	AF Corse	ITA	Marcelo Hahn	BRA	Galid Osman	BRA	Ferrari 296 GT3	AM	5	1:43.552	5	1:43.865	6	1:43.897	8	1:44.410	7	1:52.769	4
22	25	Into Africa Racing by Dragon Racing Intl.	UAE	Xolile Letlaka	ZAF	Axcil Jefferies	ZWE	Ferrari 296 GT3	PROAM	10	1:43.577	11	1:44.178	6	1:44.322	7	1:44.414	12	1:44.659	10
23	917	AF Motorsport	PRT	André Fernandes	PRT	Angelo Fontana	VEN	Porsche 991.2 GT3R	AM	6	1:44.019	10	1:44.466	11	1:44.652	12	1:44.708	4	1:48.470	2
24	77	Grupo Prom Racing Team	DEU	Alfredo Hernández	MEX			Mercedes AMG GT3 EVO	AM	7	1:45.412	11	1:45.609	4	1:45.884	10	1:45.910	3	1:46.264	6
25	5	Olimp Racing	POL	Stanislaw Jedliński	POL	Krystian Korzeniowski	POL	Ferrari 296 GT3	AM	8	1:50.344	8	1:50.962	7	1:52.229	2	1:52.532	3	1:53.306	4
26	81	Norik Racing	JPN	Norikazu Shibata	JPN	Charles Fagg	GBR	Ferrari 296 GT3	PROAM	11	1:54.309	4								



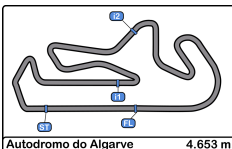


Autodromo Int. do Algarve
International GT Open
Qualifying - 1 Driver - 1
Best 5 Top Speeds



Cl	N°	Entrant/Team	Nat	Driver 1	Nat	Driver 2	Nat	Vehicle	Cat	Cl	Top 1		Top 2		Top 3		Top 4		Top 5		Avg
											Km/h	Lap	Km/h	Lap	Km/h	Lap	Km/h	Lap	Km/h	Lap	
1	911	ZRS Motorsport	ITA	Pietro Armani	ITA	Alex Fontana	CHE	Porsche 911 GT3 R EVO (992)	PRO	1	270.0	10	268.6	4	266.6	2	266.6	6	266.6	9	267.7
2	26	Saintéloc Racing	FRA	Michaël Blanchemain	FRA	Jim Pla	FRA	Audi R8 LMS GT3 Evo II	PROAM	1	269.3	5	269.3	8	269.3	10	267.9	9	267.9	12	268.7
3	51	AF Corse	ITA	Rafael Durán	ESP	Tommaso Mosca	ITA	Ferrari 296 GT3 EVO	PRO	2	269.3	4	268.6	3	267.9	8	267.3	2	267.3	7	268.1
4	71	Team Motopark	DEU	Christian Mansell	AUS	Maximilian Götz	DEU	Mercedes AMG GT3 EVO	PRO	3	268.6	6	268.6	9	268.6	10	268.6	11	267.9	4	268.5
5	777	Olimp Racing	POL	Marcin Jedliński	POL	Karol Basz	POL	Ferrari 296 GT3 EVO	PROAM	2	268.6	8	267.3	7	266.6	3	266.0	9	265.3	2	266.8
6	6	Baron Motorsport Team	AUT	Andrzej Lewandowski	POL	Adrian Lewandowski	POL	Ferrari 296 GT3	AM	1	267.9	10	267.3	9	266.0	4	266.0	5	266.0	8	266.6
7	18	Dinamic GT	ITA	Philipp Sager	AUT	Christian Engelhart	DEU	Porsche 911 GT3 R EVO (992)	PROAM	3	267.9	10	266.6	9	266.6	11	266.0	4	266.0	6	266.6
8	75	Team ISR	CZE	Filip Salaquarda	CZE	Libor Milota	CZE	Audi R8 LMS GT3 Evo II	PROAM	4	267.9	4	267.3	3	267.3	5	266.0	2			267.1
9	54	CBRX by SPS	DEU	Dexter Müller	CHE	Yannick Mettler	CHE	Mercedes AMG GT3 EVO	PROAM	5	267.3	10	266.6	4	266.6	5	266.6	11	266.6	12	266.7
10	33	Greystone GT	GBR	Zac Meakin	GBR	Dean Macdonald	GBR	McLaren 720s GT3 Evo	PRO	4	266.6	5	266.0	7	266.0	9	266.0	13	265.3	6	266.0
11	96	AF Corse	ITA	Yaroslav Veselaho	GBR	Thomas Neubauer	FRA	Ferrari 296 GT3 EVO	PRO	5	266.6	8	265.3	9	264.7	6	264.7	7	264.0	2	265.0
12	12	Fach Auto Tech	CHE	Joel Monegro Reyes	DOM			Porsche 911 GT3 R EVO (992)	AM	2	266.0	3	264.0	2	264.0	8	264.0	10	263.4	6	264.3
13	14	Good Speed Racing Team	POL	Piotr Wira	POL			Aston Martin AMR Vantage GT3	AM	3	266.0	9	265.3	6	264.7	4	264.7	5	264.7	10	265.0
14	28	Team Motopark	POL	Marcelo Ramirez	MEX	Dominik Baumann	AUT	Mercedes AMG GT3 EVO	PRO	6	266.0	4	266.0	5	266.0	6	266.0	11	265.3	9	265.8
15	79	Sendom Racing Team	POL	Seweryn Mazur	MEX			Lamborghini Huracan Evo 2	AM	4	266.0	5	266.0	7	265.3	6	265.3	11	264.7	4	265.4
16	97	Blackthorn	GBR	Charles Bateman	GBR	Henrique Chaves	PRT	Aston Martin AMR Vantage GT3	PROAM	6	266.0	5	265.3	4	264.7	6	262.1	3			264.5
17	17	Elite Motorsport with Entire Race Engineering	GBR	Tom Emson	GBR	Tom Lebbon	GBR	Ferrari 296 GT3 EVO	PRO	7	265.3	10	265.3	11	264.7	6	264.0	7	264.0	12	264.7
18	25	Into Africa Racing by Dragon Racing Intl.	USA	Xolile Letlaka	ZAF	Axcil Jefferies	ZWE	Ferrari 296 GT3	PROAM	7	264.7	12	264.0	7	262.7	2	262.7	4	262.7	5	263.4
19	55	AF Corse	ITA	Laurent De Meeus	BEL	Vincent Abril	FRA	Ferrari 296 GT3 EVO	PROAM	8	264.7	4	263.4	3	263.4	6	262.7	2	255.9	5	262.0
20	88	Track Focused	GBR	Darren Kell	GBR	James Kell	GBR	McLaren 720 Evo GT3	PROAM	9	264.7	12	264.0	3	264.0	4	264.0	5	264.0	13	264.1
21	16	AF Corse	ITA	Marcelo Hahn	BRA	Galid Osman	BRA	Ferrari 296 GT3	AM	5	264.0	6	262.1	8	261.5	5	261.5	9	260.8	7	262.0
22	81	Norik Racing	JPN	Norikazu Shibata	JPN	Charles Fagg	GBR	Ferrari 296 GT3	PROAM	10	263.4	3	263.4	4	262.7	2	262.7	5	262.7	6	263.0
23	917	AF Motorsport	PRT	André Fernandes	PRT	Angelo Fontana	VEN	Porsche 991.2 GT3R	AM	6	263.4	10	262.1	4	262.1	5	262.1	9	262.1	11	262.3
24	11	Fach Auto Tech	CHE	Alexander Schwarzer	MEX	Alexander Fach	CHE	Porsche 911 GT3 R EVO (992)	PROAM	11	262.7	7	262.1	4	262.1	6	262.1	8	261.5	3	262.1
25	77	Grupo Prom Racing Team	DEU	Alfredo Hernández	MEX			Mercedes AMG GT3 EVO	AM	7	262.7	12	262.1	5	262.1	11	261.5	4	261.5	6	262.0
26	5	Olimp Racing	POL	Stanislaw Jedliński	POL	Krystian Korzeniowski	POL	Ferrari 296 GT3	AM	8	262.1	9	259.6	2	259.6	4	258.9	8	258.3	3	259.7





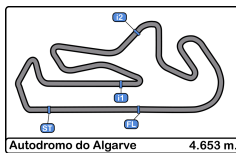
Autodromo Int. do Algarve
International GT Open
Qualifying - 1 Driver - 1
Fastest Laps Sequence

Autodromo do Algarve 4.653 m.



Lap	Time of Day	Session Time	Nº Entrant/Team	Nat	Driver 1	Nat	Driver 2	Nat	Vehicle	Cat	Time	Km/h
2	10:08:48.622	3:48.622	33 Greystone GT		Zac Meakin		Dean Macdonald		McLaren 720s GT3 Evo	PRO	1:50.919	151.0
2	10:08:48.697	3:48.697	25 Into Africa Racing by Dragon Racing Intl.		Xolile Letlaka		Axcil Jefferies		Ferrari 296 GT3	PROAM	1:46.047	157.9
2	10:08:55.430	3:55.430	88 Track Focused		Darren Kell		James Kell		McLaren 720 Evo GT3	PROAM	1:45.086	159.4
2	10:09:18.669	4:18.669	6 Baron Motorsport Team		Andrzej Lewandowski		Adrian Lewandowski		Ferrari 296 GT3	AM	1:44.712	159.9
2	10:10:01.106	5:01.106	79 Sendom Racing Team		Seweryn Mazur				Lamborghini Huracan Evo 2	AM	1:42.700	163.1
2	10:10:09.651	5:09.651	777 Olimp Racing		Marcin Jedliński		Karol Basz		Ferrari 296 GT3 EVO	PROAM	1:41.010	165.8
2	10:12:41.427	7:41.427	51 AF Corse		Rafael Durán		Tommaso Mosca		Ferrari 296 GT3 EVO	PRO	1:40.719	166.3
8	10:42:31.851	37:31.851	911 ZRS Motorsport		Pietro Armani		Alex Fontana		Porsche 911 GT3 R EVO (992)	PRO	1:40.624	166.4
10	10:45:52.989	40:52.989	911 ZRS Motorsport		Pietro Armani		Alex Fontana		Porsche 911 GT3 R EVO (992)	PRO	1:40.507	166.6





Autodromo Int. do Algarve
International GT Open
Qualifying - 1 Driver - 1
Pit Stop Analysis



5 Stanislaw Jedliński Ferrari 296 GT3
 AM Krystian Korzeniowski Olimp Racing

Nº	In Day Time	In Time	Out Time	Pit Time	T. Pit Time	Handicap	Diff.
1	10:15:34.525	10:15:34.525	10:35:24.401	19:49.876	19:49.876		

6 Andrzej Lewandowski Ferrari 296 GT3
 AM Adrian Lewandowski Baron Motorsport Team

Nº	In Day Time	In Time	Out Time	Pit Time	T. Pit Time	Handicap	Diff.
1	10:16:21.695	10:16:21.695	10:37:08.104	20:46.409	20:46.409		

11 Alexander Schwarzer Porsche 911 GT3 R EVO (992)
 PROAM Alexander Fach Fach Auto Tech

Nº	In Day Time	In Time	Out Time	Pit Time	T. Pit Time	Handicap	Diff.
1	10:20:21.048	10:20:21.048	10:38:03.305	17:42.257	17:42.257		

12 Joel Monegro Reyes Porsche 911 GT3 R EVO (992)
 AM Fach Auto Tech

Nº	In Day Time	In Time	Out Time	Pit Time	T. Pit Time	Handicap	Diff.
1	10:17:50.311	10:17:50.311	10:35:09.485	17:19.174	17:19.174		

14 Piotr Wira Aston Martin AMR Vantage GT3 EVO
 AM Good Speed Racing Team

Nº	In Day Time	In Time	Out Time	Pit Time	T. Pit Time	Handicap	Diff.
1	10:18:00.418	10:18:00.418	10:36:24.400	18:23.982	18:23.982		

16 Marcelo Hahn Ferrari 296 GT3
 AM Galid Osman AF Corse

Nº	In Day Time	In Time	Out Time	Pit Time	T. Pit Time	Handicap	Diff.
1	10:18:26.546	10:18:26.546	10:35:14.582	16:48.036	16:48.036		

17 Tom Emson Ferrari 296 GT3 EVO
 PRO Tom Lebbon Elite Motorsport with Entire Race Engine

Nº	In Day Time	In Time	Out Time	Pit Time	T. Pit Time	Handicap	Diff.
1	10:08:52.620	10:08:52.620	10:09:48.007	55.387	55.387		
2	10:19:26.517	10:19:26.517	10:36:50.812	17:24.295	18:19.682		
3	10:38:40.510	10:38:40.510	10:39:33.662	53.152	19:12.834		

18 Philipp Sager Porsche 911 GT3 R EVO (992)
 PROAM Christian Engelhart Dinamic GT

Nº	In Day Time	In Time	Out Time	Pit Time	T. Pit Time	Handicap	Diff.
1	10:20:13.300	10:20:13.300	10:37:29.375	17:16.075	17:16.075		

25 Xolile Letlaka Ferrari 296 GT3
 PROAM Axcil Jefferies Into Africa Racing by Dragon Racing Intl.

Nº	In Day Time	In Time	Out Time	Pit Time	T. Pit Time	Handicap	Diff.
1	10:20:35.212	10:20:35.212	10:35:07.287	14:32.075	14:32.075		

26 Michaël Blanchemain Audi R8 LMS GT3 Evo II
 PROAM Jim Pla Saintéloc Racing

Nº	In Day Time	In Time	Out Time	Pit Time	T. Pit Time	Handicap	Diff.
1	10:19:49.096	10:19:49.096	10:37:56.462	18:07.366	18:07.366		

28 Marcelo Ramírez Mercedes AMG GT3 EVO
 PRO Dominik Baumann Team Motopark

Nº	In Day Time	In Time	Out Time	Pit Time	T. Pit Time	Handicap	Diff.
1	10:18:22.587	10:18:22.587	10:39:27.037	21:04.450	21:04.450		

33 Zac Meakin McLaren 720s GT3 Evo
 PRO Dean Macdonald Greystone GT

Nº	In Day Time	In Time	Out Time	Pit Time	T. Pit Time	Handicap	Diff.
1	10:08:44.440	10:08:44.440	10:10:07.034	1:22.594	1:22.594		
2	10:19:45.992	10:19:45.992	10:40:16.234	20:30.242	21:52.836		

51 Rafael Durán Ferrari 296 GT3 EVO
 PRO Tommaso Mosca AF Corse

Nº	In Day Time	In Time	Out Time	Pit Time	T. Pit Time	Handicap	Diff.
1	10:16:13.558	10:16:13.558	10:40:38.120	24:24.562	24:24.562		

54 Dexter Müller Mercedes AMG GT3 EVO
 PROAM Yannick Mettler CBRX by SPS

Nº	In Day Time	In Time	Out Time	Pit Time	T. Pit Time	Handicap	Diff.
1	10:14:42.254	10:14:42.254	10:36:21.821	21:39.567	21:39.567		

71 Christian Mansell Mercedes AMG GT3 EVO
 PRO Maximilian Götz Team Motopark

Nº	In Day Time	In Time	Out Time	Pit Time	T. Pit Time	Handicap	Diff.
1	10:19:41.935	10:19:41.935	10:40:02.224	20:20.289	20:20.289		

77 Alfredo Hernández Mercedes AMG GT3 EVO
 AM Grupo Prom Racing Team

Nº	In Day Time	In Time	Out Time	Pit Time	T. Pit Time	Handicap	Diff.
1	10:20:46.417	10:20:46.417	10:35:19.552	14:33.135	14:33.135		
2	10:42:32.860	10:42:32.860	10:43:53.930	1:21.070	15:54.205		

79 Seweryn Mazur Lamborghini Huracan Evo 2
 AM Sendom Racing Team

Nº	In Day Time	In Time	Out Time	Pit Time	T. Pit Time	Handicap	Diff.
1	10:20:24.098	10:20:24.098	10:36:39.247	16:15.149	16:15.149		

88 Darren Kell McLaren 720 Evo GT3
 PROAM James Kell Track Focused

Nº	In Day Time	In Time	Out Time	Pit Time	T. Pit Time	Handicap	Diff.
1	10:20:39.773	10:20:39.773	10:35:58.803	15:19.030	15:19.030		

96 Yaroslav Veselaho Ferrari 296 GT3 EVO
 PRO Thomas Neubauer AF Corse

Nº	In Day Time	In Time	Out Time	Pit Time	T. Pit Time	Handicap	Diff.
1	10:20:33.429	10:20:33.429	10:36:18.089	15:44.660	15:44.660		

97 Charles Bateman Aston Martin AMR Vantage GT3 EVO
 PROAM Henrique Chaves Blackthorn

Nº	In Day Time	In Time	Out Time	Pit Time	T. Pit Time	Handicap	Diff.
1	10:20:00.594	10:20:00.594	10:35:05.950	15:05.356	15:05.356		

777 Marcin Jedliński Ferrari 296 GT3 EVO
 PROAM Karol Basz Olimp Racing

Nº	In Day Time	In Time	Out Time	Pit Time	T. Pit Time	Handicap	Diff.
1	10:13:39.139	10:13:39.139	10:38:13.476	24:34.337	24:34.337		

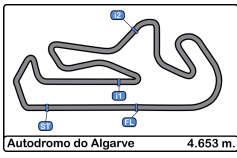
911 Pietro Armani Porsche 911 GT3 R EVO (992)
 PRO Alex Fontana ZRS Motorsport

Nº	In Day Time	In Time	Out Time	Pit Time	T. Pit Time	Handicap	Diff.
1	10:17:09.586	10:17:09.586	10:38:53.982	21:44.396	21:44.396		

917 André Fernandes Porsche 991.2 GT3R
 AM Angelo Fontana AF Motorsport

Nº	In Day Time	In Time	Out Time	Pit Time	T. Pit Time	Handicap	Diff.
1	10:16:27.205	10:16:27.205	10:35:08.769	18:41.564	18:41.564		

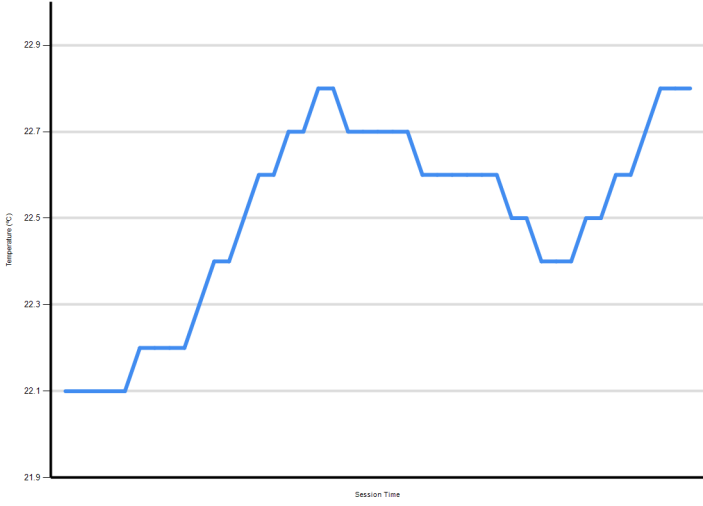




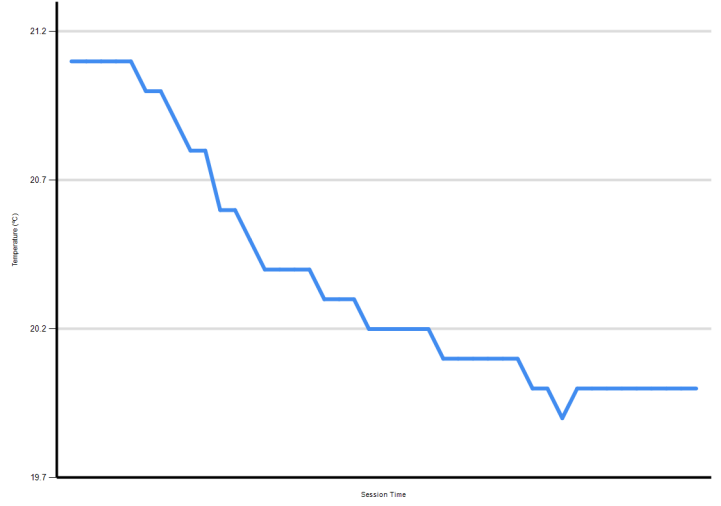
Autodromo Int. do Algarve
International GT Open
Qualifying - 1 Driver - 1
Weather Report



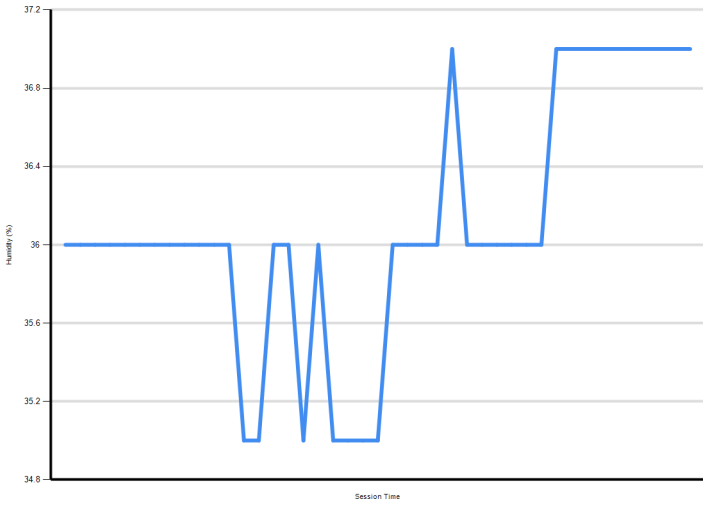
Air Temperature



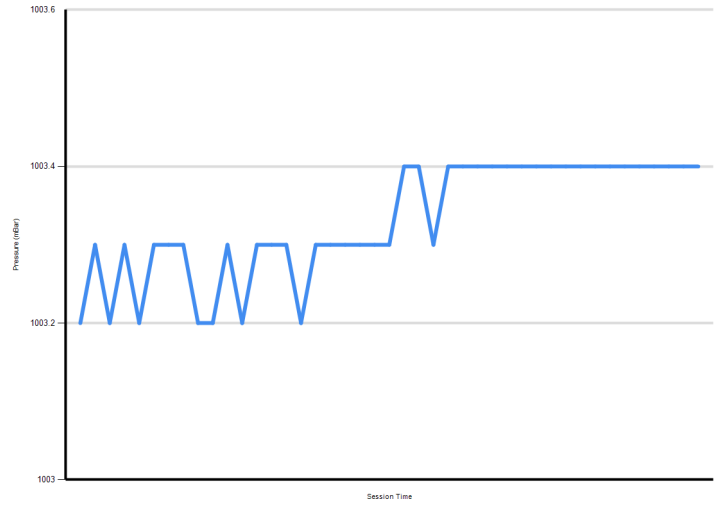
Track Temperature



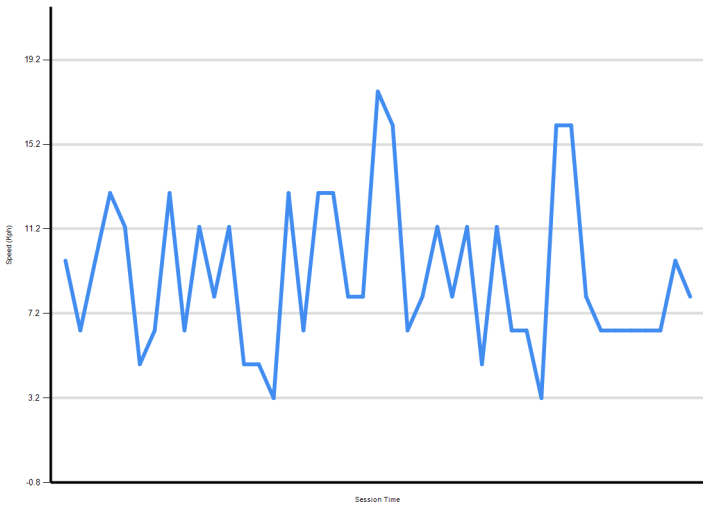
Humidity



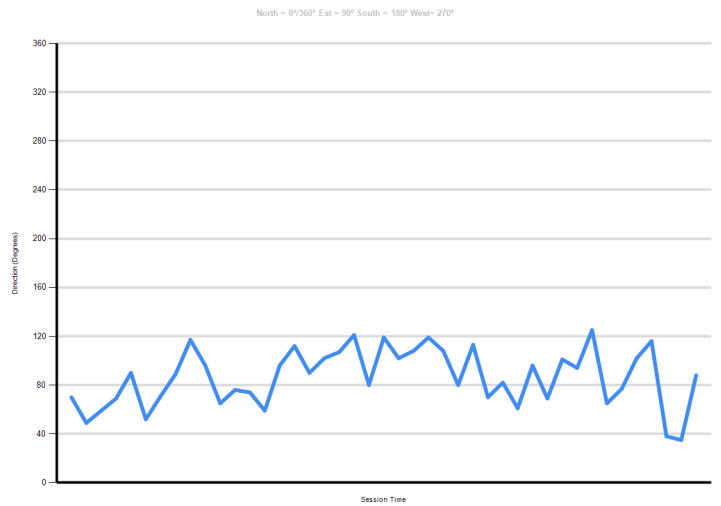
Pressure



Wind Speed



Wind direction



North = 0°/360° East = 90° South = 180° West = 270°

