

Autodromo Int. do Algarve
International GT Open
Private test - 2



Provisional Results

Autodromo do Algarve 4.653 m.

Cls	Nº	Entrant/Team	Nat	Driver 1	Nat	Driver 2	Nat	Vehicle	Cat	Cls	Laps	Best	Time	Gap	Interval	Km/h
1	28	Team Motopark	DEU	Marcelo Ramírez	MEX	Dominik Baumann	AUT	Mercedes AMG GT3 EVO	PRO	1	21	10	1:41.989			164.2
2	71	Team Motopark	DEU	Christian Mansell	AUS	Maximilian Götz	AUT	Mercedes AMG GT3 EVO	PRO	2	21	16	1:42.313	0.324	0.324	163.7
3	97	Blackthorn	GBR	Charles Bateman	GBR	Henrique Chaves	PRT	Aston Martin AMR Vantage GT3 E	PROAM	1	18	8	1:42.446	0.457	0.133	163.5
4	55	AF Corse	ITA	Laurent De Meeus	BEL	Vincent Abril	FRA	Ferrari 296 GT3 EVO	PROAM	2	18	15	1:42.625	0.636	0.179	163.2
5	33	Greystone GT	GBR	Zac Meakin	GBR	Dean Macdonald	GBR	McLaren 720s GT3 Evo	PRO	3	18	7	1:42.635	0.646	0.010	163.2
6	88	Track Focused	GBR	Darren Kell	GBR	James Kell	GBR	McLaren 720 Evo GT3	PROAM	3	15	9	1:42.709	0.720	0.074	163.0
7	75	Team ISR	CZE	Filip Salaquarda	CZE	Libor Milota	CZE	Audi R8 LMS GT3 Evo II	PROAM	4	21	12	1:42.879	0.890	0.170	162.8
8	18	Dinamic GT	ITA	Philipp Sager	AUT	Christian Engelhart	DEU	Porsche 911 GT3 R EVO (992)	PROAM	5	18	17	1:42.937	0.948	0.058	162.7
9	96	AF Corse	ITA	Yaroslav Veselaho	UKR	Thomas Neubauer	FRA	Ferrari 296 GT3 EVO	PRO	4	21	17	1:43.041	1.052	0.104	162.5
10	51	AF Corse	ITA	Rafael Durán	ESP	Tommaso Mosca	ITA	Ferrari 296 GT3 EVO	PRO	5	18	17	1:43.042	1.053	0.001	162.5
11	17	Elite Motorsport with Entire Race Engineering	GBR	Tom Emson	GBR	Tom Lebbon	GBR	Ferrari 296 GT3 EVO	PRO	6	17	10	1:43.154	1.165	0.112	162.3
12	911	ZRS Motorsport	ITA	Pietro Armani	ITA	Alex Fontana	CHE	Porsche 911 GT3 R EVO (992)	PRO	7	18	15	1:43.340	1.351	0.186	162.0
13	54	CBRX by SPS	DEU	Dexter Müller	CHE	Yannick Mettler	CHE	Mercedes AMG GT3 EVO	PROAM	6	22	18	1:43.440	1.451	0.100	161.9
14	5	Olimp Racing	POL	Stanislaw Jedliński	POL	Krystian Korzeniowski	POL	Ferrari 296 GT3	AM	1	15	3	1:43.710	1.721	0.270	161.5
15	25	Into Africa Racing by Dragon Racing Intl.	USA	Xolile Letlaka	ZAF	Axcil Jefferies	ZWE	Ferrari 296 GT3 EVO	PROAM	7	10	5	1:44.003	2.014	0.293	161.0
16	24	Greystone GT	GBR	Andrey Borodin	IND	Oliver Webb	GBR	McLaren 720s GT3 Evo	PROAM	8	16	6	1:44.132	2.143	0.129	160.8
17	11	Fach Auto Tech	CHE	Alexander Schwarzer	MEX	Alexander Fach	CHE	Porsche 911 GT3 R EVO (992)	PROAM	9	17	8	1:44.253	2.264	0.121	160.6
18	26	Saintéloc Racing	FRA	Michaël Blanchemain	FRA	Jim Pla	FRA	Audi R8 LMS GT3 Evo II	PROAM	10	19	16	1:44.258	2.269	0.005	160.6
19	12	Fach Auto Tech	CHE	Joel Monegro Reyes	DOM		CHE	Porsche 911 GT3 R EVO (992)	AM	2	22	7	1:44.280	2.291	0.022	160.6
20	777	Olimp Racing	POL	Marcin Jedliński	POL	Karol Basz	POL	Ferrari 296 GT3 EVO	PROAM	11	22	12	1:44.296	2.307	0.016	160.6
21	6	Baron Motorsport Team	AUT	Andrzej Lewandowski	POL	Adrian Lewandowski	POL	Ferrari 296 GT3	AM	3	19	10	1:44.318	2.329	0.022	160.5
22	14	Good Speed Racing Team	POL	Piotr Wira	POL	Tomasz Magdziarz	POL	Aston Martin AMR Vantage GT3 E	AM	4	18	6	1:44.547	2.558	0.229	160.2
23	81	Norik Racing	JPN	Norikazu Shibata	JPN	Charles Fagg	GBR	Ferrari 296 GT3	PROAM	12	22	5	1:44.648	2.659	0.101	160.0
24	16	AF Corse	ITA	Marcelo Hahn	BRA	Galid Osman	BRA	Ferrari 296 GT3	AM	5	17	16	1:44.939	2.950	0.291	159.6
25	79	Sendom Racing Team	POL	Seweryn Mazur	POL		CHE	Lamborghini Huracan Evo 2	AM	6	19	15	1:45.193	3.204	0.254	159.2
26	917	AF Motorsport	PRT	André Fernandes	PRT	Angelo Fontana	VEN	Porsche 991.2 GT3R	AM	7	18	7	1:45.459	3.470	0.266	158.8

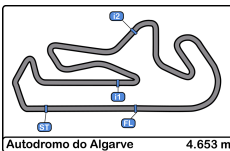
Published at:.....

Track Temp: 20.0 °C Air Temp: 27.1 °C Humidity: 38 % Track Status: DRY

Race Director:

Timekeeper:





Autodromo Int. do Algarve
International GT Open
Private test - 2
Provisional Results by Category



PRO																
Cls	Nº	Entrant/Team	Nat	Driver 1	Nat	Driver 2	Nat	Vehicle	Cat	Cls	Laps	Best	Time	Gap	Interval	Km/h
1	28	Team Motopark	DEU	Marcelo Ramírez	MEX	Dominik Baumann	AUT	Mercedes AMG GT3 EVO	PRO	1	21	10	1:41.989			164.2
2	71	Team Motopark	DEU	Christian Mansell	AUS	Maximilian Gótz	AUT	Mercedes AMG GT3 EVO	PRO	2	21	16	1:42.313	0.324	0.324	163.7
3	33	Greystone GT	GBR	Zac Meakin	AUS	Dean Macdonald	GBR	McLaren 720s GT3 Evo	PRO	3	18	7	1:42.635	0.646	0.322	163.2
4	96	AF Corse	ITA	Yaroslav Veselaho	UKR	Thomas Neubauer	FRA	Ferrari 296 GT3 EVO	PRO	4	21	17	1:43.041	1.052	0.406	162.5
5	51	AF Corse	ITA	Rafael Durán	ESP	Tommaso Mosca	ITA	Ferrari 296 GT3 EVO	PRO	5	18	17	1:43.042	1.053	0.001	162.5
6	17	Elite Motorsport with Entire Race Engineering	GBR	Tom Emson	GBR	Tom Lebbon	GBR	Ferrari 296 GT3 EVO	PRO	6	17	10	1:43.154	1.165	0.112	162.3
7	911	ZRS Motorsport	ITA	Pietro Armani	ITA	Alex Fontana	CHE	Porsche 911 GT3 R EVO (992)	PRO	7	18	15	1:43.340	1.351	0.186	162.0

PROAM																
Cls	Nº	Entrant/Team	Nat	Driver 1	Nat	Driver 2	Nat	Vehicle	Cat	Cls	Laps	Best	Time	Gap	Interval	Km/h
1	97	Blackthorn	GBR	Charles Bateman	GBR	Henrique Chaves	PRT	Aston Martin AMR Vantage GT3 E	PROAM	1	18	8	1:42.446			163.5
2	55	AF Corse	ITA	Laurent De Meeus	BEL	Vincent Abril	FRA	Ferrari 296 GT3 EVO	PROAM	2	18	15	1:42.625	0.179	0.179	163.2
3	88	Track Focused	GBR	Darren Kell	GBR	James Kell	GBR	McLaren 720 Evo GT3	PROAM	3	15	9	1:42.709	0.263	0.084	163.0
4	75	Team ISR	CZE	Filip Salaquarda	CZE	Libor Milota	CZE	Audi R8 LMS GT3 Evo II	PROAM	4	21	12	1:42.879	0.433	0.170	162.8
5	18	Dinamic GT	ITA	Philipp Sager	AUT	Christian Engelhart	DEU	Porsche 911 GT3 R EVO (992)	PROAM	5	18	17	1:42.937	0.491	0.058	162.7
6	54	CBRX by SPS	DEU	Dexter Müller	CHE	Yannick Mettler	CHE	Mercedes AMG GT3 EVO	PROAM	6	22	18	1:43.440	0.994	0.503	161.9
7	25	Into Africa Racing by Dragon Racing Intl.	UAE	Xolile Letlaka	ZAF	Axcil Jefferies	ZWE	Ferrari 296 GT3 EVO	PROAM	7	10	5	1:44.003	1.557	0.563	161.0
8	24	Greystone GT	GBR	Andrey Borodin	GBR	Oliver Webb	GBR	McLaren 720s GT3 Evo	PROAM	8	16	6	1:44.132	1.686	0.129	160.8
9	11	Fach Auto Tech	CHE	Alexander Schwarzer	MEX	Alexander Fach	CHE	Porsche 911 GT3 R EVO (992)	PROAM	9	17	8	1:44.253	1.807	0.121	160.6
10	26	Saintéloc Racing	FRA	Michaël Blanchemain	FRA	Jim Pla	FRA	Audi R8 LMS GT3 Evo II	PROAM	10	19	16	1:44.258	1.812	0.005	160.6
11	777	Olimp Racing	POL	Marcin Jedliński	POL	Karol Basz	POL	Ferrari 296 GT3 EVO	PROAM	11	22	12	1:44.296	1.850	0.038	160.6
12	81	Norik Racing	JPN	Norikazu Shibata	JPN	Charles Fagg	GBR	Ferrari 296 GT3	PROAM	12	22	5	1:44.648	2.202	0.352	160.0

AM																
Cls	Nº	Entrant/Team	Nat	Driver 1	Nat	Driver 2	Nat	Vehicle	Cat	Cls	Laps	Best	Time	Gap	Interval	Km/h
1	5	Olimp Racing	POL	Stanislaw Jedliński	POL	Krystian Korzeniowski	POL	Ferrari 296 GT3	AM	1	15	3	1:43.710			161.5
2	12	Fach Auto Tech	CHE	Joel Monegro Reyes	DOM		JPN	Porsche 911 GT3 R EVO (992)	AM	2	22	7	1:44.280	0.570	0.570	160.6
3	6	Baron Motorsport Team	AUT	Andrzej Lewandowski	POL	Adrian Lewandowski	POL	Ferrari 296 GT3	AM	3	19	10	1:44.318	0.608	0.038	160.5
4	14	Good Speed Racing Team	POL	Piotr Wira	POL	Tomasz Magdziarz	POL	Aston Martin AMR Vantage GT3 E	AM	4	18	6	1:44.547	0.837	0.229	160.2
5	16	AF Corse	ITA	Marcelo Hahn	BRA	Galid Osman	BRA	Ferrari 296 GT3	AM	5	17	16	1:44.939	1.229	0.392	159.6
6	79	Sendom Racing Team	POL	Seweryn Mazur	POL		JPN	Lamborghini Huracan Evo 2	AM	6	19	15	1:45.193	1.483	0.254	159.2
7	917	AF Motorsport	PRT	André Fernandes	PRT	Angelo Fontana	VEN	Porsche 991.2 GT3R	AM	7	18	7	1:45.459	1.749	0.266	158.8

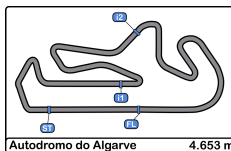
Published at:.....

Track Temp: 20.0 °C Air Temp: 27.1 °C Humidity: 38 % Track Status: DRY

Race Director:

Timekeeper:





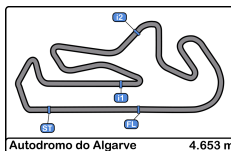
Autodromo Int. do Algarve
International GT Open
Private test - 2
Lap Analysis



5						11									
AM			Krystian Korzeniewski			Olimp Racing			PROAM			Fach Auto Tech			
Lap	D	Time	Sector 1	Sector 2	Sector 3	T. Spd	Elapsed	Lap	D	Time	Sector 1	Sector 2	Sector 3	T. Spd	Elapsed
1		15:43:29.628	15:42:17.487	33.556	38.585		15:43:29.628	1		15:42:31.894	15:41:19.218	33.743	38.933		15:42:31.894
2		1:44.510	33.018	32.939	38.553	262.7	15:45:14.138	2		1:44.741	32.623	33.491	38.627	259.6	15:44:16.635
3		1:43.710	32.762	32.677	38.271	259.6	15:46:57.848	3		1:44.275	32.555	33.354	38.366	260.2	15:46:00.910
4		1:44.158	32.290	33.031	38.837	264.7	15:48:42.006	4		1:44.440	32.565	33.316	38.559	260.2	15:47:45.350
5		1:44.055	32.314	32.852	38.889	264.7	15:50:26.061	5		1:45.367	32.703	34.010	38.654	258.3	15:49:30.717
6		1:44.223	32.846	33.084	38.293	262.1	15:52:10.284	6		1:51.891 P	32.593	33.690	45.608	260.2	15:51:22.608
7		1:43.725	32.326	32.770	38.629	264.0	15:53:54.009	7		5:18.739	4:06.675	33.464	38.600		15:56:41.347
8		1:52.615 P	32.919	33.220	46.476	262.1	15:55:46.624	8		1:44.253	32.402	33.389	38.462	259.6	15:58:25.600
9		3:02.632 P	1:45.115	33.063	44.454		15:58:49.256	9		1:50.300 P	32.553	33.276	44.471	260.2	16:00:15.900
10		4:56.392	3:32.102	39.791	44.499		16:03:45.648	10		3:27.824	2:15.096	33.311	39.417		16:03:43.724
11		1:58.767	36.788	38.133	43.846	249.4	16:05:44.415	11		1:44.441	32.671	33.230	38.540	258.9	16:05:28.165
12		1:57.224	36.961	36.921	43.342	251.1	16:07:41.639	12		1:50.497 P	32.505	33.285	44.707	259.6	16:07:18.662
13		1:59.192	36.974	38.407	43.811	254.7	16:09:40.831	13		4:22.205	3:09.232	33.525	39.448		16:11:40.867
14		1:56.447	36.087	37.267	43.093	250.0	16:11:37.278	14		1:53.678 P	33.508	34.015	46.155	257.7	16:13:34.545
15		2:08.824 P	36.963	39.835	52.026	244.8	16:13:46.102	15		5:01.570	3:46.164	36.417	38.989		16:18:36.115
16		4:32.328						16		1:51.726 P	32.587	33.084	46.055	255.3	16:20:27.841
								17		7:47.477 P	6:25.659	33.280	48.538		16:28:15.318

6						12									
AM			Adrian Lewandowski			Baron Motorsport Team			AM			Fach Auto Tech			
Lap	D	Time	Sector 1	Sector 2	Sector 3	T. Spd	Elapsed	Lap	D	Time	Sector 1	Sector 2	Sector 3	T. Spd	Elapsed
1		15:44:25.599	15:43:10.908	33.506	41.185		15:44:25.599	1		15:43:13.213	15:42:01.198	33.218	38.797		15:43:13.213
2		1:46.468	33.327	33.685	39.456	262.7	15:46:12.067	2		1:44.596	33.080	32.963	38.553	261.5	15:44:57.809
3		1:45.815	33.059	33.523	39.233	264.7	15:47:57.882	3		1:45.322	32.659	33.457	39.206	260.8	15:46:43.131
4		1:45.696	33.026	33.822	38.848	264.0	15:49:43.578	4		1:45.872	33.411	33.470	38.991	261.5	15:48:29.003
5		1:50.433	34.239	35.790	40.404	260.2	15:51:34.011	5		1:44.538	32.808	33.130	38.600	261.5	15:50:13.541
6		1:45.368	33.125	33.190	39.053	263.4	15:53:19.379	6		1:44.319	32.695	33.090	38.534	260.8	15:51:57.860
7		1:45.703	33.329	33.455	38.919	264.0	15:55:05.082	7		1:44.280	32.458	33.032	38.790	263.4	15:53:42.140
8		1:55.525 P	32.938	33.438	49.149	263.4	15:57:00.607	8		1:45.340	32.908	33.117	39.315	262.1	15:55:27.480
9		2:57.369	1:40.042	33.787	43.540		15:59:57.976	9		1:46.151	33.877	33.399	38.875	260.8	15:57:13.631
10		1:44.318	32.842	32.796	38.680	263.4	16:01:42.294	10		1:44.817	32.739	33.142	38.936	260.8	15:58:58.448
11		1:45.204	33.052	33.030	39.122	264.0	16:03:27.498	11		1:47.041	32.700	33.183	41.158	262.7	16:00:45.489
12		1:44.593	32.673	32.998	38.922	264.0	16:05:12.091	12		1:44.980	32.814	33.102	39.064	263.4	16:02:30.469
13		1:58.155 P	33.247	34.303	50.605	266.0	16:07:10.246	13		1:46.719	33.124	34.334	39.261	262.7	16:04:17.188
14		3:44.885	2:29.895	34.152	40.838		16:10:55.131	14		1:44.997	32.919	33.142	38.936	262.7	16:06:02.185
15		3:29.454	2:17.225	33.373	38.856	262.7	16:14:24.585	15		1:45.372	32.830	33.498	39.044	262.1	16:07:47.557
16		1:54.527 P	33.096	33.299	48.132	263.4	16:16:19.112	16		1:54.749 P	33.774	34.221	46.754	262.1	16:09:42.306
17		6:09.866 P	4:20.745	45.168	1:03.953		16:22:28.978	17		5:15.154	4:02.102	33.469	39.583		16:14:57.460
18		4:25.806	3:11.900	34.315	39.591		16:26:54.784	18		1:46.616	33.187	33.770	39.659	258.9	16:16:44.076
19		2:30.378 P	33.214	40.856	1:16.308	256.5	16:29:25.162	19		1:47.697	33.204	33.309	41.184	257.7	16:18:31.773
								20		1:53.767 P	33.148	34.108	46.511	257.1	16:20:25.540
								21		6:12.907	4:59.923	33.579	39.405		16:26:38.447
								22		2:20.185 P	33.091	33.800	1:13.294	255.9	16:28:58.632





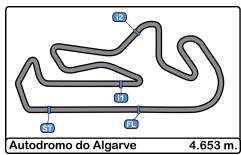
Autodromo Int. do Algarve
International GT Open
Private test - 2
Lap Analysis



14							17								
AM			Good Speed Racing Team				PRO			Elite Motorsport with Entire Race					
Lap	D	Time	Sector 1	Sector 2	Sector 3	T. Spd	Elapsed	Lap	D	Time	Sector 1	Sector 2	Sector 3	T. Spd	Elapsed
1		15:43:06.560	15:41:52.090	34.525	39.945		15:43:06.560	1		15:42:18.926	15:41:06.587	33.935	38.404		15:42:18.926
2		1:46.474	33.582	34.020	38.872	260.2	15:44:53.034	2		1:43.963	32.642	33.017	38.304	260.8	15:44:02.889
3		1:45.630	32.726	33.677	39.227	262.7	15:46:38.664	3		1:43.523	32.443	32.931	38.149	264.7	15:45:46.412
4		1:46.156	33.633	33.787	38.736	264.7	15:48:24.820	4		1:46.687	32.448	32.949	41.290	262.1	15:47:33.099
5		1:44.997	32.925	33.419	38.653	262.1	15:50:09.817	5		1:43.636	32.489	33.010	38.137	261.5	15:49:16.735
6		1:44.547	32.740	33.469	38.338	261.5	15:51:54.364	6		1:44.756	32.515	33.849	38.392	264.7	15:51:01.491
7		1:54.022 P	33.691	34.331	46.000	262.7	15:53:48.386	7		1:43.372	32.355	32.982	38.035	262.7	15:52:44.863
8		3:43.691	2:30.739	33.961	38.991		15:57:32.077	8		1:49.218 P	32.476	32.917	43.825	263.4	15:54:34.081
9		1:45.582	33.035	33.830	38.717	262.1	15:59:17.659	9		8:56.836	7:44.998	33.632	38.206		16:03:30.917
10		1:49.474	33.459	34.422	41.593	262.7	16:01:07.133	10		1:43.154	32.336	32.759	38.059	261.5	16:05:14.071
11		1:56.618 P	33.987	34.854	47.777	264.0	16:03:03.751	11		1:49.821 P	32.784	33.180	43.857	262.7	16:07:03.892
12		4:50.361	3:36.542	34.390	39.429		16:07:54.112	12		7:47.359 P	6:27.133	34.495	45.731		16:14:51.251
13		1:45.946	33.130	33.650	39.166	260.2	16:09:40.058	13		3:11.035	1:54.531	36.443	40.061		16:18:02.286
14		1:45.940	33.133	33.933	38.874	257.7	16:11:25.998	14		1:46.934	34.510	34.112	38.312	256.5	16:19:49.220
15		1:55.331 P	33.205	33.726	48.400	258.9	16:13:21.329	15		2:28.727 P	41.819	47.653	59.255	256.5	16:22:17.947
16		6:29.452 P	4:51.446	38.589	59.417		16:19:50.781	16		3:57.253	2:37.132	33.706	46.415		16:26:15.200
17		7:21.589	5:58.613	39.197	43.779		16:27:12.370	17		1:55.745 P	32.537	32.924	50.284	255.3	16:28:10.945
18		2:44.367 P	38.128	45.445	1:20.794	250.0	16:29:56.737								

16							18								
AM			AF Corse				PROAM			Dinamic GT					
Lap	D	Time	Sector 1	Sector 2	Sector 3	T. Spd	Elapsed	Lap	D	Time	Sector 1	Sector 2	Sector 3	T. Spd	Elapsed
1		15:43:53.612	15:42:38.244	34.247	41.121		15:43:53.612	1		15:46:24.666	15:45:05.730	37.186	41.750		15:46:24.666
2		1:47.826	33.618	34.229	39.979	258.3	15:45:41.438	2		1:50.656	34.823	35.224	40.609	255.9	15:48:15.322
3		1:47.027	33.202	33.890	39.935	259.6	15:47:28.465	3		1:48.746	34.654	34.050	40.042	259.6	15:50:04.068
4		1:46.589	33.158	34.143	39.288	260.8	15:49:15.054	4		1:47.298	33.857	33.766	39.675	259.6	15:51:51.366
5		1:47.424	33.353	34.327	39.744	259.6	15:51:02.478	5		1:46.191	33.217	33.754	39.220	261.5	15:53:37.557
6		1:58.329 P	33.423	37.250	47.656	260.8	15:53:00.807	6		1:45.547	33.111	33.324	39.112	263.4	15:55:23.104
7		4:56.187	3:36.413	33.662	46.112		15:57:56.994	7		1:45.474	32.907	33.434	39.133	262.7	15:57:08.578
8		1:46.180	33.250	33.595	39.335	256.5	15:59:43.174	8		1:55.569 P	34.080	33.374	48.115	261.5	15:59:04.147
9		1:45.947	32.946	33.800	39.201	258.9	16:01:29.121	9		3:13.973	1:52.772	34.646	46.555		16:02:18.120
10		1:46.858	33.197	34.218	39.443	259.6	16:03:15.979	10		1:50.669	33.263	35.902	41.504	262.1	16:04:08.789
11		1:45.862	33.344	33.252	39.266	257.1	16:05:01.841	11		1:44.989	32.862	33.340	38.787	262.7	16:05:53.778
12		1:53.880 P	33.041	33.689	47.150	259.6	16:06:55.721	12		1:51.559	33.818	33.729	44.012	264.7	16:07:45.337
13		7:07.724	5:54.110	34.258	39.356		16:14:03.445	13		1:46.858	33.490	33.457	39.911	260.8	16:09:32.195
14		1:45.968	33.231	33.581	39.156	254.7	16:15:49.413	14		1:45.769	32.995	33.800	38.974	260.8	16:11:17.964
15		1:45.271	32.858	33.506	38.907	255.3	16:17:34.684	15		1:55.199 P	32.923	33.609	48.667	262.1	16:13:13.163
16		1:44.939	32.947	33.295	38.697	255.9	16:19:19.623	16		4:02.157	2:49.730	33.765	38.662		16:17:15.320
17		2:18.594 P	34.382	37.216	1:06.996	255.9	16:21:38.217	17		1:42.937	32.333	32.712	37.892	260.8	16:18:58.257
								18		2:13.970 P	32.135	32.887	1:08.948	262.1	16:21:12.227





Autodromo Int. do Algarve
International GT Open
Private test - 2
Lap Analysis



24 Andrey Borodin McLaren 720s GT3 Evo **28** Marcelo Ramírez Mercedes AMG GT3 EVO

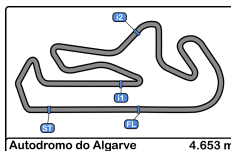
PROAM Oliver Webb							Greystone GT						PRO Dominik Baumann						Team Motopark												
Lap	D	Time	Sector 1	Sector 2	Sector 3	T. Spd	Elapsed	Lap	D	Time	Sector 1	Sector 2	Sector 3	T. Spd	Elapsed	Lap	D	Time	Sector 1	Sector 2	Sector 3	T. Spd	Elapsed	Lap	D	Time	Sector 1	Sector 2	Sector 3	T. Spd	Elapsed
1		15:41:54.064	15:40:40.306	34.625	39.133		15:41:54.064	1		15:42:17.206	15:41:05.030	33.893	38.283		15:42:17.206	1		1:43.040	32.351	32.945	37.744	265.3	15:44:00.246	2		1:43.040	32.351	32.945	37.744	265.3	15:44:00.246
2		1:45.018	33.034	33.369	38.615	258.3	15:43:39.082	2		1:43.347	32.353	32.922	38.072	270.0	15:45:43.593	2		1:43.347	32.353	32.922	38.072	270.0	15:45:43.593	3		1:43.347	32.353	32.922	38.072	270.0	15:45:43.593
3		1:45.017	32.820	33.609	38.588	262.7	15:45:24.099	3		1:43.550	32.278	32.965	38.307	266.6	15:47:27.143	3		1:43.550	32.278	32.965	38.307	266.6	15:47:27.143	4		1:43.550	32.278	32.965	38.307	266.6	15:47:27.143
4		1:46.082	32.799	33.421	39.862	264.7	15:47:10.181	4		1:43.107	32.293	32.831	37.983	267.3	15:49:10.250	4		1:43.107	32.293	32.831	37.983	267.3	15:49:10.250	5		1:43.107	32.293	32.831	37.983	267.3	15:49:10.250
5		1:44.492	32.669	33.210	38.613	264.0	15:48:54.673	5		1:45.952	32.310	32.987	40.655	269.3	15:50:56.202	5		1:45.952	32.310	32.987	40.655	269.3	15:50:56.202	6		1:45.952	32.310	32.987	40.655	269.3	15:50:56.202
6		1:44.132	32.454	33.364	38.314	264.7	15:50:38.805	6		1:42.825	32.091	32.755	37.979	267.3	15:52:39.027	6		1:42.825	32.091	32.755	37.979	267.3	15:52:39.027	7		1:42.825	32.091	32.755	37.979	267.3	15:52:39.027
7		1:57.695 P	33.980	34.495	49.220	262.7	15:52:36.500	7		1:51.254 P	32.489	33.389	45.376	270.0	15:54:30.281	7		1:51.254 P	32.489	33.389	45.376	270.0	15:54:30.281	8		1:51.254 P	32.489	33.389	45.376	270.0	15:54:30.281
8		5:24.834	4:07.999	35.213	41.622		15:58:01.334	8		4:21.780	3:09.967	33.678	38.135		15:58:52.061	8		4:21.780	3:09.967	33.678	38.135		15:58:52.061	9		4:21.780	3:09.967	33.678	38.135		15:58:52.061
9		1:51.740	34.599	35.146	41.995	258.3	15:59:53.074	9		1:41.989	32.045	32.536	37.408	266.6	16:00:34.050	9		1:41.989	32.045	32.536	37.408	266.6	16:00:34.050	10		1:41.989	32.045	32.536	37.408	266.6	16:00:34.050
10		1:50.762	34.234	34.982	41.546	260.2	16:01:43.836	10		1:42.016	32.031	32.317	37.668	269.3	16:02:16.066	10		1:42.016	32.031	32.317	37.668	269.3	16:02:16.066	11		1:42.016	32.031	32.317	37.668	269.3	16:02:16.066
11		2:00.783 P	34.482	36.755	49.546	259.6	16:03:44.619	11		1:45.709	32.043	33.098	40.568	269.3	16:04:01.775	11		1:45.709	32.043	33.098	40.568	269.3	16:04:01.775	12		1:45.709	32.043	33.098	40.568	269.3	16:04:01.775
12		3:29.183	2:11.347	35.708	42.128		16:07:13.802	12		1:49.003 P	32.165	32.778	44.060	268.6	16:05:50.778	12		1:49.003 P	32.165	32.778	44.060	268.6	16:05:50.778	13		1:49.003 P	32.165	32.778	44.060	268.6	16:05:50.778
13		1:50.468	34.444	35.275	40.749	253.5	16:09:04.270	13		6:11.113	4:58.749	33.547	38.817		16:12:01.891	13		6:11.113	4:58.749	33.547	38.817		16:12:01.891	14		6:11.113	4:58.749	33.547	38.817		16:12:01.891
14		2:04.933 P	34.694	35.243	54.996	240.5	16:11:09.203	14		1:44.970	33.020	33.200	38.750	260.8	16:13:46.861	14		1:44.970	33.020	33.200	38.750	260.8	16:13:46.861	15		1:44.970	33.020	33.200	38.750	260.8	16:13:46.861
15		15:12.274	13:54.457	36.789	41.028		16:26:21.477	15		1:44.653	32.935	33.180	38.538	263.4	16:15:31.514	15		1:44.653	32.935	33.180	38.538	263.4	16:15:31.514	16		1:44.653	32.935	33.180	38.538	263.4	16:15:31.514
16		1:55.990 P	33.687	33.527	48.776	253.5	16:28:17.467	16		1:44.421	32.811	33.042	38.568	263.4	16:17:15.935	16		1:44.421	32.811	33.042	38.568	263.4	16:17:15.935	17		1:44.421	32.811	33.042	38.568	263.4	16:17:15.935

25 Xolile Letlaka Ferrari 296 GT3 EVO

PROAM Axcil Jefferies							Into Africa Racing by Dragon						PRO Dean Macdonald						McLaren 720s GT3 Evo												
Lap	D	Time	Sector 1	Sector 2	Sector 3	T. Spd	Elapsed	Lap	D	Time	Sector 1	Sector 2	Sector 3	T. Spd	Elapsed	Lap	D	Time	Sector 1	Sector 2	Sector 3	T. Spd	Elapsed	Lap	D	Time	Sector 1	Sector 2	Sector 3	T. Spd	Elapsed
1		15:43:52.177	15:42:39.630	33.590	38.957		15:43:52.177	17		1:48.183	32.635	33.048	42.500	263.4	16:19:04.118	17		1:48.183	32.635	33.048	42.500	263.4	16:19:04.118	18		1:48.183	32.635	33.048	42.500	263.4	16:19:04.118
2		1:44.477	32.911	33.215	38.351	262.7	15:45:36.654	18		2:26.275 P	33.385	36.518	1:16.372	260.8	16:21:30.393	18		2:26.275 P	33.385	36.518	1:16.372	260.8	16:21:30.393	19		2:26.275 P	33.385	36.518	1:16.372	260.8	16:21:30.393
3		1:44.174	32.755	33.029	38.390	262.7	15:47:20.828	19		4:12.735 P	2:51.733	33.726	47.276		16:25:43.128	19		4:12.735 P	2:51.733	33.726	47.276		16:25:43.128	20		4:12.735 P	2:51.733	33.726	47.276		16:25:43.128
4		1:48.688	35.411	34.430	38.847	263.4	15:49:09.516	20		4:05.915 P	1:48.790	1:00.990	1:16.135		16:29:49.043	20		4:05.915 P	1:48.790	1:00.990	1:16.135		16:29:49.043	21		4:05.915 P	1:48.790	1:00.990	1:16.135		16:29:49.043

26 Michaël Blanchemain Audi R8 LMS GT3 Evo II

PROAM Jim Pla							Saintéloc Racing						PRO Zac Meakin						McLaren 720s GT3 Evo												
Lap	D	Time	Sector 1	Sector 2	Sector 3	T. Spd	Elapsed	Lap	D	Time	Sector 1	Sector 2	Sector 3	T. Spd	Elapsed	Lap	D	Time	Sector 1	Sector 2	Sector 3	T. Spd	Elapsed	Lap	D	Time	Sector 1	Sector 2	Sector 3	T. Spd	Elapsed
1		15:41:55.069	15:40:39.588	34.729	40.752		15:41:55.069	21		15:41:55.518	15:40:43.101	33.351	39.066		15:41:55.518	21		15:41:55.518	15:40:43.101	33.351	39.066		15:41:55.518	22		15:41:55.518	15:40:43.101	33.351	39.066		15:41:55.518
2		1:48.341	34.694	34.025	39.622	262.7	15:43:43.410	22		1:50.508 P	33.259	33.232	44.017	261.5	15:43:46.026	22		1:50.508 P	33.259	33.232	44.017	261.5	15:43:46.026	23		1:50.508 P	33.259	33.232	44.017	261.5	15:43:46.026
3		1:56.702 P	34.126	34.220	48.356	264.7	15:45:40.112	23		2:46.965	1:35.989	32.833	38.143		15:46:32.991	23		2:46.965	1:35.989	32.833	38.143		15:46:32.991	24		2:46.965	1:35.989	32.833	38.143		15:46:32.991
4		2:53.043	1:40.534	33.218	39.291		15:48:33.155	24		1:42.695	32.247	32.685	37.763	262.1	15:48:15.686	24		1:42.695	32.247	32.685	37.763	262.1	15:48:15.686	25		1:42.695	32.247	32.685	37.763	262.1	15:48:15.686
5		1:45.570	32.825	33.387	39.358	263.4	15:50:18.725	25		1:43.883	32.750	32.749	38.384	263.4	15:49:59.569	25		1:43.883	32.750	32.749	38.384	263.4	15:49:59.569	26		1:43.883	32.750	32.749	38.384	263.4	15:49:59.569
6		1:44.311	32.988	32.754	38.569	263.4	15:52:03.036	26		1:42.794	32.279	32.686	37.829	262.1	15:51:42.363	26		1:42.794	32.279	32.686	37.829	262.1	15:51:42.363	27		1:42.794	32.279	32.686	37.829	262.1	15:51:42.363
7		1:44.507	32.738	32.983	38.786	263.4	15:53:47.543	27		1:42.635	32.244	32.704	37.687	262.7	15:53:24.998	27		1:42.635	32.244	32.704	37.687	262.7	15:53:24.998	28		1:42.635	32.244	32.704	37.687	262.7	15:53:24.998
8		1:55.299 P	34.172	34.364	46.763	264.0	15:55:42.842	28		1:49.849 P	32.237	33.146	44.466	262.7	15:55:14.847	28		1:49.849 P	32.237	33.146	44.466	262.7	15:55:14.847	29		1:49.849 P	32.237	33.146	44.466	262.7	15:55:14.847
9		4:37.752	3:25.158	33.582	39.012		16:00:20.594	29		3:41.230	2:29.421	33.341	38.468		15:58:56.077	29		3:41.230	2:29.421	33.341	38.468		15:58:56.077	30		3:41.230	2:29.421	33.341	38.468		15:58:56.077
10		1:48.925	33.187	33.336	42.402	264.7	16:02:09.519	30		1:43.859	32.433	32.958	38.468	262.7	16:00:39.936	30		1:43.859	32.433	32.958	38.468	262.7	16:00:39.936	31		1:43.859	32.433	32.958	38.468	262.7	16:00:39.936
11		1:44.645	32.797	33.004	38.844	264.7	16:03:54.164	31		1:43.583	32.355	33.127	38.101	263.4	16:02:23.519	31		1:43.583	32.355	33.127	38.101	263.4	16:02:23.519	32		1:43.583	32.355	33.127	38.101	263.4	16:02:23.519
12		1:44.490	32.786	33.006	38.698	265.3	16:05:38.654	32		1:43.506	32.456	32.860	38.190	263.4	16:04:07.025	32		1:43.506	32.456	32.860	38.190	263.4	16:04:07.025	33		1:43.506	32.456	32.860	38.190	263.4	16:04:07.025
13		1:44.310	32.482	32.998	38.830	265.3	16:07:22.964	33		1:50.971 P	32.367	32.814	45.790																		



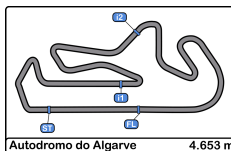
Autodromo Int. do Algarve
International GT Open
Private test - 2
Lap Analysis



51						55											
PRO			Tommaso Mosca			AF Corse			PROAM			Vincent Abril			AF Corse		
Lap	D	Time	Sector 1	Sector 2	Sector 3	T. Spd	Elapsed	Lap	D	Time	Sector 1	Sector 2	Sector 3	T. Spd	Elapsed		
1		15:43:03.787	15:41:48.624	34.835	40.328		15:43:03.787	1		15:43:37.474	15:42:16.548	38.935	41.991		15:43:37.474		
2		1:46.209	33.177	33.906	39.126	260.8	15:44:49.996	2		1:46.237	33.746	33.524	38.967	260.8	15:45:23.711		
3		1:48.387	34.605	34.082	39.700	261.5	15:46:38.383	3		1:44.801	32.748	33.253	38.800	262.7	15:47:08.512		
4		1:53.277 P	33.041	33.291	46.945	263.4	15:48:31.660	4		1:44.807	32.665	33.224	38.918	263.4	15:48:53.319		
5		4:00.223	2:43.911	35.325	40.987		15:52:31.883	5		1:48.717	33.650	35.824	39.243	262.7	15:50:42.036		
6		1:45.094	33.363	33.312	38.419	260.2	15:54:16.977	6		1:53.423 P	32.956	33.364	47.103	262.1	15:52:35.459		
7		1:44.327	32.593	32.844	38.890	264.0	15:56:01.304	7		3:48.658	2:36.757	33.582	38.319		15:56:24.117		
8		1:50.769 P	32.720	33.046	45.003	260.8	15:57:52.073	8		1:43.201	32.209	32.841	38.151	263.4	15:58:07.318		
9		5:07.709	3:51.771	34.143	41.795		16:02:59.782	9		1:43.626	32.273	32.806	38.547	265.3	15:59:50.944		
10		1:44.743	32.924	33.133	38.686	258.9	16:04:44.525	10		1:42.997	32.272	32.532	38.193	266.0	16:01:33.941		
11		1:44.913	32.499	32.610	39.804	264.0	16:06:29.438	11		1:48.290	33.570	33.945	40.775	266.0	16:03:22.231		
12		1:51.258 P	32.851	33.055	45.352	262.1	16:08:20.696	12		1:53.519 P	35.361	33.803	44.355	210.5	16:05:15.750		
13		3:34.770	2:06.501	43.578	44.691		16:11:55.466	13		8:22.372	7:07.212	35.955	39.205		16:13:38.122		
14		1:49.782	32.480	32.680	44.622	259.6	16:13:45.248	14		1:43.401	32.222	32.959	38.220	258.3	16:15:21.523		
15		1:43.261	32.208	32.596	38.457	260.8	16:15:28.509	15		1:42.625	31.989	32.514	38.122	262.7	16:17:04.148		
16		1:43.280	32.162	32.568	38.550	261.5	16:17:11.789	16		1:46.125	32.014	33.834	40.277	262.7	16:18:50.273		
17		1:43.042	32.113	32.484	38.445	261.5	16:18:54.831	17		2:13.673 P	32.045	33.458	1:08.170	261.5	16:21:03.946		
18		2:18.926 P	32.087	35.102	1:11.737	260.8	16:21:13.757	18		8:55.614 P	7:23.215	39.466	52.933		16:29:59.560		

54						71											
PROAM			Yannick Mettler			CBRX by SPS			PRO			Maximilian Götz			Team Motopark		
Lap	D	Time	Sector 1	Sector 2	Sector 3	T. Spd	Elapsed	Lap	D	Time	Sector 1	Sector 2	Sector 3	T. Spd	Elapsed		
1		15:42:22.661	15:41:08.354	34.936	39.371		15:42:22.661	1		15:43:53.668	15:42:41.046	33.772	38.850		15:43:53.668		
2		1:46.516	33.581	33.825	39.110	260.8	15:44:09.177	2		1:43.598	32.703	32.985	37.910	263.4	15:45:37.266		
3		1:47.210	34.376	34.075	38.759	263.4	15:45:56.387	3		1:43.893	32.564	33.022	38.307	266.6	15:47:21.159		
4		1:45.134	33.010	33.212	38.912	264.7	15:47:41.521	4		1:43.580	32.653	32.884	38.043	266.6	15:49:04.739		
5		1:45.327	33.072	33.642	38.613	264.0	15:49:26.848	5		1:43.132	32.211	32.870	38.051	266.6	15:50:47.871		
6		1:53.321 P	33.710	33.707	45.904	263.4	15:51:20.169	6		1:49.327	32.561	38.142	38.624	266.6	15:52:37.198		
7		2:46.692	1:34.746	33.571	38.375		15:54:06.861	7		1:44.013	32.310	33.312	38.391	266.0	15:54:21.211		
8		1:44.527	32.940	33.235	38.352	263.4	15:55:51.388	8		1:50.082 P	32.944	33.066	44.072	267.9	15:56:11.293		
9		1:44.563	32.808	33.200	38.555	262.7	15:57:35.951	9		2:59.471	1:47.231	33.085	39.155		15:59:10.764		
10		1:43.882	32.564	32.999	38.319	264.7	15:59:19.833	10		1:43.458	32.314	32.696	38.448	265.3	16:00:54.222		
11		1:45.041	32.927	33.642	38.472	265.3	16:01:04.874	11		1:43.108	32.239	32.790	38.079	267.9	16:02:37.330		
12		1:44.494	32.795	33.285	38.414	266.0	16:02:49.368	12		1:43.300	32.388	32.862	38.050	266.6	16:04:20.630		
13		1:45.163	33.390	33.224	38.549	264.7	16:04:34.531	13		1:49.026 P	32.177	33.023	43.826	267.9	16:06:09.656		
14		1:43.895	32.672	33.040	38.183	264.7	16:06:18.426	14		4:57.819	3:45.729	33.761	38.329		16:11:07.475		
15		1:44.846	32.897	33.246	38.703	265.3	16:08:03.272	15		1:42.744	32.326	32.406	38.012	262.7	16:12:50.219		
16		1:53.387 P	33.146	34.497	45.744	264.0	16:09:56.659	16		1:42.313	31.995	32.484	37.834	263.4	16:14:32.532		
17		5:47.083	4:35.744	33.185	38.154		16:15:43.742	17		1:42.683	32.156	32.449	38.078	264.7	16:16:15.215		
18		1:43.440	32.370	33.045	38.025	261.5	16:17:27.182	18		1:42.481	32.056	32.437	37.988	264.0	16:17:57.696		
19		1:43.703	32.559	33.083	38.061	261.5	16:19:10.885	19		1:50.445 P	32.050	32.893	45.502	265.3	16:19:48.141		
20		2:22.884 P	32.407	33.012	1:17.465	262.1	16:21:33.769	20		6:59.097	5:47.819	32.984	38.294		16:26:47.238		
21		4:36.283	3:22.539	33.476	40.268		16:26:10.052	21		2:36.115 P	32.382	47.330	1:16.403	261.5	16:29:23.353		
22		1:55.805 P	32.590	32.887	50.328	259.6	16:28:05.857										






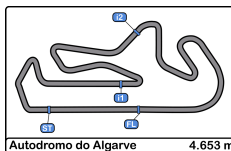
Autodromo Int. do Algarve
International GT Open
Private test - 2
Lap Analysis



75							81								
Filip Salaquarda							Norikazu Shibata								
Audi R8 LMS GT3 Evo II							Ferrari 296 GT3								
PROAM			Libor Milota		Team ISR		PROAM			Charles Fagg		Norik Racing			
Lap	D	Time	Sector 1	Sector 2	Sector 3	T. Spd	Elapsed	Lap	D	Time	Sector 1	Sector 2	Sector 3	T. Spd	Elapsed
1		15:42:01.639	15:40:47.850	34.598	39.191		15:42:01.639	1		15:42:35.350	15:41:18.172	34.272	42.906		15:42:35.350
2		1:48.041	33.174	33.107	41.760	264.0	15:43:49.680	2		1:45.158	33.081	33.444	38.633	257.1	15:44:20.508
3		1:44.192	32.589	33.082	38.521	266.6	15:45:33.872	3		1:46.132	33.785	33.287	39.060	262.7	15:46:06.640
4		1:43.999	32.478	33.011	38.510	266.0	15:47:17.871	4		1:44.742	32.729	33.318	38.695	261.5	15:47:51.382
5		1:44.056	32.646	33.051	38.359	267.3	15:49:01.927	5		1:44.648	32.829	33.246	38.573	260.8	15:49:36.030
6		1:51.220 P	32.676	33.108	45.436	267.3	15:50:53.147	6		1:44.737	32.642	33.384	38.711	261.5	15:51:20.767
7		4:40.346	3:24.495	33.252	42.599		15:55:33.493	7		1:50.298 P	32.659	33.175	44.464	261.5	15:53:11.065
8		1:42.958	32.316	32.639	38.003	262.1	15:57:16.451	8		4:36.801	3:20.327	34.778	41.696		15:57:47.866
9		1:43.125	32.169	32.631	38.325	265.3	15:58:59.576	9		1:49.289	35.090	34.395	39.804	258.9	15:59:37.155
10		1:44.360	32.106	33.003	39.251	267.3	16:00:43.936	10		1:50.848	33.808	34.957	42.083	260.8	16:01:28.003
11		1:43.174	32.376	32.804	37.994	266.6	16:02:27.110	11		1:52.135	34.347	36.187	41.601	259.6	16:03:20.138
12		1:42.879	32.240	32.647	37.992	266.6	16:04:09.989	12		1:48.002	33.579	34.598	39.825	260.8	16:05:08.140
13		1:52.663 P	32.720	33.644	46.299	267.9	16:06:02.652	13		1:48.354	34.035	34.218	40.101	260.8	16:06:56.494
14		3:43.974	2:31.303	33.377	39.294		16:09:46.626	14		1:48.534	34.141	34.432	39.961	260.8	16:08:45.028
15		1:45.499	32.708	33.485	39.306	261.5	16:11:32.125	15		1:48.176	33.854	34.576	39.746	259.6	16:10:33.204
16		1:44.695	32.695	32.970	39.030	261.5	16:13:16.820	16		1:47.725	33.456	33.990	40.279	258.9	16:12:20.929
17		1:44.328	32.495	32.921	38.912	262.1	16:15:01.148	17		1:54.016 P	33.869	34.683	45.464	257.7	16:14:14.945
18		1:44.446	32.490	33.041	38.915	262.7	16:16:45.594	18		3:51.857	2:36.179	34.057	41.621		16:18:06.802
19		1:50.342 P	32.639	33.221	44.482	261.5	16:18:35.936	19		1:48.918	33.604	35.523	39.791	257.7	16:19:55.720
20		7:59.631	6:45.370	34.525	39.736		16:26:35.567	20		2:24.172 P	38.746	45.923	59.503	257.1	16:22:19.892
21		2:20.159 P	32.503	32.620	1:15.036	257.1	16:28:55.726	21		3:46.719	2:31.885	34.566	40.268		16:26:06.611
22								22		1:56.676 P	33.915	33.820	48.941	254.1	16:28:03.287

79							88								
Seweryn Mazur							Darren Kell								
AM							McLaren 720 Evo GT3								
Sendonm Racing Team							Track Focused								
Lap	D	Time	Sector 1	Sector 2	Sector 3	T. Spd	Elapsed	Lap	D	Time	Sector 1	Sector 2	Sector 3	T. Spd	Elapsed
1		15:43:32.519	15:42:17.563	35.601	39.355		15:43:32.519	1		15:42:26.501	15:41:15.003	33.216	38.282		15:42:26.501
2		1:56.475 P	33.283	33.469	49.723	257.1	15:45:28.994	2		1:43.828	32.661	32.977	38.190	259.6	15:44:10.329
3		4:32.656	3:18.477	33.402	40.777		15:50:01.650	3		1:43.299	32.446	32.852	38.001	264.0	15:45:53.628
4		1:45.812	33.041	33.510	39.261	255.9	15:51:47.462	4		1:43.183	32.339	32.787	38.057	262.7	15:47:36.811
5		1:46.194	33.484	33.603	39.107	258.3	15:53:33.656	5		1:43.598	32.524	33.017	38.057	259.6	15:49:20.409
6		1:46.092	33.163	33.549	39.380	258.3	15:55:19.748	6		1:48.452 P	32.345	32.827	43.280	264.0	15:51:08.861
7		1:56.629 P	33.350	34.055	49.224	256.5	15:57:16.377	7		6:14.167	5:02.626	33.472	38.069		15:57:23.028
8		7:23.097	6:09.994	33.670	39.433		16:04:39.474	8		1:42.792	32.294	32.531	37.967	258.3	15:59:05.820
9		1:45.598	33.149	33.023	39.426	257.7	16:06:25.072	9		1:42.709	32.257	32.639	37.813	258.9	16:00:48.529
10		1:46.066	33.488	33.623	38.955	257.7	16:08:11.138	10		1:42.940	32.216	32.771	37.953	264.0	16:02:31.469
11		1:45.474	33.087	33.683	38.704	257.7	16:09:56.612	11		1:48.466 P	32.568	32.911	42.987	264.7	16:04:19.935
12		1:45.563	32.680	33.631	39.252	257.1	16:11:42.175	12		10:32.084	9:16.008	37.068	39.008		16:14:52.019
13		1:47.068	33.351	33.960	39.757	257.1	16:13:29.243	13		1:49.337 P	32.594	33.003	43.740	254.1	16:16:41.356
14		1:45.859	32.922	33.320	39.617	255.3	16:15:15.102	14		10:54.701	9:39.694	34.369	40.638		16:27:36.057
15		1:45.193	32.804	33.315	39.074	255.3	16:17:00.295	15		3:12.205 P	53.258	1:02.005	1:16.942	221.7	16:30:48.262
16		2:01.959 P	33.096	37.280	51.583	255.3	16:19:02.254								
17		6:21.512	5:07.884	34.481	39.147		16:25:23.766								
18		1:47.724	33.216	33.359	41.149	252.9	16:27:11.490								
19		2:42.103 P	34.871	48.376	1:18.856	243.2	16:29:53.593								






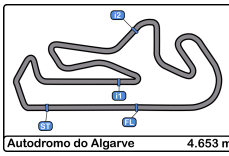
Autodromo Int. do Algarve
International GT Open
Private test - 2
Lap Analysis



96 Yaroslav Veselaho Ferrari 296 GT3 EVO							777 Marcin Jedliński Ferrari 296 GT3 EVO								
PRO Thomas Neubauer							PROAM Karol Basz Olimp Racing								
Lap	D	Time	Sector 1	Sector 2	Sector 3	T. Spd	Elapsed	Lap	D	Time	Sector 1	Sector 2	Sector 3	T. Spd	Elapsed
1		15:43:57.902	15:42:40.303	36.331	41.268		15:43:57.902	1		15:43:43.084	15:42:25.497	34.470	43.117		15:43:43.084
2		1:46.755	33.247	33.310	40.198	262.1	15:45:44.657	2		1:46.748	33.629	33.629	39.490	258.9	15:45:29.832
3		1:46.536	32.864	33.175	40.497	264.7	15:47:31.193	3		1:45.645	33.076	33.612	38.957	262.1	15:47:15.477
4		1:44.928	33.279	32.920	38.729	255.9	15:49:16.121	4		1:45.330	32.893	33.535	38.902	263.4	15:49:00.807
5		1:46.807	32.878	34.510	39.419	264.7	15:51:02.928	5		1:45.296	32.903	33.281	39.112	264.0	15:50:46.103
6		1:44.891	33.079	33.197	38.615	264.0	15:52:47.819	6		1:54.966 P	33.963	33.813	47.190	262.7	15:52:41.069
7		1:44.289	32.606	32.873	38.810	264.7	15:54:32.108	7		3:52.128	2:40.078	33.489	38.561		15:56:33.197
8		1:50.981 P	32.858	33.441	44.682	264.0	15:56:23.089	8		1:44.579	32.759	33.161	38.659	261.5	15:58:17.776
9		3:23.494	2:11.189	33.430	38.875		15:59:46.583	9		1:44.531	32.649	33.061	38.821	262.7	16:00:02.307
10		1:44.557	32.900	33.220	38.437	264.7	16:01:31.140	10		1:44.434	32.639	33.119	38.676	264.0	16:01:46.741
11		1:47.032	32.654	33.928	40.450	265.3	16:03:18.172	11		1:47.113	33.375	34.504	39.234	264.0	16:03:33.854
12		1:44.322	32.698	33.226	38.398	264.7	16:05:02.494	12		1:44.296	32.473	33.262	38.561	263.4	16:05:18.150
13		1:49.448	32.666	33.726	43.056	267.3	16:06:51.942	13		1:44.744	32.605	33.366	38.773	264.0	16:07:02.894
14		1:44.463	32.774	33.149	38.540	263.4	16:08:36.405	14		1:53.291 P	32.808	33.609	46.874	262.7	16:08:56.185
15		1:50.523 P	32.545	33.756	44.222	262.7	16:10:26.928	15		3:41.009	2:28.441	33.742	38.826		16:12:37.194
16		5:38.924	4:27.411	33.136	38.377		16:16:05.852	16		1:44.990	32.758	33.389	38.843	260.2	16:14:22.184
17		1:43.041	32.435	32.768	37.838	260.8	16:17:48.893	17		1:45.492	33.275	33.192	39.025	258.9	16:16:07.676
18		1:43.560	32.353	32.992	38.215	260.2	16:19:32.453	18		1:44.751	32.617	33.374	38.760	260.2	16:17:52.427
19		2:10.159 P	32.298	42.896	54.965	260.2	16:21:42.612	19		1:45.474	32.734	33.707	39.033	260.8	16:19:37.901
20		5:56.170	4:42.600	34.272	39.298		16:27:38.782	20		2:06.550 P	32.837	38.457	55.256	258.9	16:21:44.451
21		3:18.468 P	59.889	1:01.575	1:17.004	136.0	16:30:57.250	21		4:34.492	3:15.305	32.900	46.287		16:26:18.943
22								22		1:54.069 P	32.163	32.697	49.209	260.2	16:28:13.012

97 Charles Bateman Aston Martin AMR Vantage GT3 EVO							911 Pietro Armanni Porsche 911 GT3 R EVO (992)								
PROAM Henrique Chaves Blackthorn							PRO Alex Fontana ZRS Motorsport								
Lap	D	Time	Sector 1	Sector 2	Sector 3	T. Spd	Elapsed	Lap	D	Time	Sector 1	Sector 2	Sector 3	T. Spd	Elapsed
1		15:41:55.031	15:40:41.153	34.206	39.672		15:41:55.031	1		15:44:05.656	15:42:53.456	33.361	38.839		15:44:05.656
2		1:45.459	32.879	33.267	39.313	259.6	15:43:40.490	2		1:44.057	32.650	32.997	38.410	261.5	15:45:49.713
3		1:44.160	32.450	33.104	38.606	265.3	15:45:24.650	3		1:45.545	32.333	33.322	39.890	264.0	15:47:35.258
4		1:49.066	32.675	36.811	39.580	264.7	15:47:13.716	4		1:43.994	32.384	33.307	38.303	264.0	15:49:19.252
5		1:44.180	32.565	33.388	38.227	264.7	15:48:57.896	5		1:44.121	32.321	33.096	38.704	264.7	15:51:03.373
6		1:50.038 P	32.382	33.276	44.380	265.3	15:50:47.934	6		1:45.251	32.883	33.895	38.473	266.6	15:52:48.624
7		3:31.775	2:18.110	33.212	40.453		15:54:19.709	7		1:49.964 P	32.451	32.899	44.614	264.7	15:54:38.588
8		1:42.446	32.006	32.679	37.761	264.0	15:56:02.155	8		7:29.521	6:17.451	33.160	38.910		16:02:08.109
9		1:46.718	32.766	35.134	38.818	265.3	15:57:48.873	9		1:43.777	32.569	32.998	38.210	261.5	16:03:51.886
10		1:49.950 P	32.489	33.466	43.995	265.3	15:59:38.823	10		1:44.384	32.377	33.248	38.759	264.0	16:05:36.270
11		11:41.011	10:25.048	36.402	39.561		16:11:19.834	11		1:43.605	32.246	32.975	38.384	262.7	16:07:19.875
12		1:45.233	32.878	33.391	38.964	259.6	16:13:05.067	12		1:44.150	32.420	32.953	38.777	261.5	16:09:04.025
13		1:45.167	32.877	33.626	38.664	260.2	16:14:50.234	13		1:49.976 P	32.670	33.254	44.052	258.9	16:10:54.001
14		1:44.562	32.747	33.268	38.547	260.2	16:16:34.796	14		6:37.583	5:19.589	37.985	40.009		16:17:31.584
15		1:52.328 P	32.934	33.560	45.834	259.6	16:18:27.124	15		1:43.340	32.308	32.795	38.237	257.7	16:19:14.924
16		4:10.470 P	2:23.182	47.484	59.804		16:22:37.594	16		2:19.741 P	32.091	33.300	1:14.350	260.8	16:21:34.665
17		4:21.761	3:08.847	34.056	38.858		16:26:59.355	17		5:15.752	4:02.716	33.997	39.039		16:26:50.417
18		2:52.004 P	41.304	53.168	1:17.532	259.6	16:29:51.359	18		2:10.454 P	32.099	41.346	57.009	257.7	16:29:00.871





Autodromo Int. do Algarve
International GT Open
Private test - 2
Lap Analysis



917

André Fernandes

Porsche 991.2 GT3R

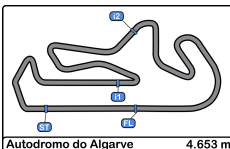
AM

Angelo Fontana

AF Motorsport

Lap	D	Time	Sector 1	Sector 2	Sector 3	T. Spd	Elapsed
1		15:44:19.672	15:43:04.496	34.788	40.388		15:44:19.672
2		1:47.829	35.389	33.685	38.755	251.1	15:46:07.501
3		1:53.964 P	33.242	34.296	46.426	261.5	15:48:01.465
4		4:33.642	3:17.992	36.474	39.176		15:52:35.107
5		1:45.873	33.095	33.549	39.229	259.6	15:54:20.980
6		1:46.221	33.845	33.390	38.986	262.1	15:56:07.201
7		1:45.459	33.137	33.432	38.890	259.6	15:57:52.660
8		1:46.206	33.488	33.787	38.931	248.2	15:59:38.866
9		1:55.848 P	32.994	34.284	48.570	261.5	16:01:34.714
10		4:16.499	3:02.564	33.946	39.989		16:05:51.213
11		2:09.960	55.679	34.689	39.592	258.9	16:08:01.173
12		1:47.863	34.091	34.032	39.740	255.9	16:09:49.036
13		1:48.266	33.385	33.877	41.004	256.5	16:11:37.302
14		1:47.285	34.029	33.704	39.552	249.4	16:13:24.587
15		1:46.423	33.229	33.802	39.392	255.3	16:15:11.010
16		1:46.890	33.346	33.628	39.916	255.3	16:16:57.900
17		1:47.116	33.198	33.937	39.981	254.7	16:18:45.016
18		2:03.328 P	33.419	34.954	54.955	254.1	16:20:48.344



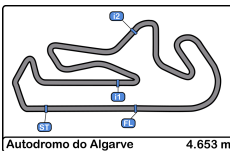


Autodromo Int. do Algarve
International GT Open
Private test - 2
Best Sectors Results



Sector - 1			Sector - 2			Sector - 3			Ideal Lap vs Best Lap		
Clas	Nº Driver	Time	Nº Driver	Time	Nº Driver	Time	Clas	Nº Driver	Ideal Lap	Best Lap	Clas
1	55 De Meeus - Abril	31.989	28 Ramirez - Baumann	32.317	28 Ramirez - Baumann	37.408	1	28 Ramirez - Baumann	1:41.756	1:41.989	1
2	71 Mansell - Götz	31.995	71 Mansell - Götz	32.406	33 Meakin - Macdonald	37.687	2	71 Mansell - Götz	1:42.235	1:42.313	2
3	97 Bateman - Chaves	32.006	51 Durán - Mosca	32.484	97 Bateman - Chaves	37.761	3	97 Bateman - Chaves	1:42.446	1:42.446	3
4	28 Ramirez - Baumann	32.031	55 De Meeus - Abril	32.514	88 Kell - Kell	37.813	4	88 Kell - Kell	1:42.560	1:42.709	6
5	51 Durán - Mosca	32.087	88 Kell - Kell	32.531	71 Mansell - Götz	37.834	5	33 Meakin - Macdonald	1:42.609	1:42.635	5
6	911 Armani - Fontana	32.091	75 Salaquarda - Milota	32.620	96 Veselaho - Neubauer	37.838	6	55 De Meeus - Abril	1:42.625	1:42.625	4
7	75 Salaquarda - Milota	32.106	5 Jedliński - Korzeniowski	32.677	18 Sager - Engelhart	37.892	7	75 Salaquarda - Milota	1:42.718	1:42.879	7
8	18 Sager - Engelhart	32.135	97 Bateman - Chaves	32.679	75 Salaquarda - Milota	37.992	8	18 Sager - Engelhart	1:42.739	1:42.937	8
9	26 Blanchemain - Pla	32.154	33 Meakin - Macdonald	32.685	54 Müller - Mettler	38.025	9	96 Veselaho - Neubauer	1:42.904	1:43.041	9
10	777 Jedliński - Basz	32.163	777 Jedliński - Basz	32.697	17 Emson - Lebbon	38.035	10	51 Durán - Mosca	1:42.990	1:43.042	10
11	88 Kell - Kell	32.216	18 Sager - Engelhart	32.712	55 De Meeus - Abril	38.122	11	911 Armani - Fontana	1:43.096	1:43.340	12
12	33 Meakin - Macdonald	32.237	26 Blanchemain - Pla	32.754	911 Armani - Fontana	38.210	12	17 Emson - Lebbon	1:43.130	1:43.154	11
13	5 Jedliński - Korzeniowski	32.290	17 Emson - Lebbon	32.759	5 Jedliński - Korzeniowski	38.271	13	5 Jedliński - Korzeniowski	1:43.238	1:43.710	14
14	96 Veselaho - Neubauer	32.298	96 Veselaho - Neubauer	32.768	25 Letlaka - Jefferies	38.304	14	54 Müller - Mettler	1:43.282	1:43.440	13
15	17 Emson - Lebbon	32.336	911 Armani - Fontana	32.795	24 Borodin - Webb	38.314	15	777 Jedliński - Basz	1:43.421	1:44.296	20
16	54 Müller - Mettler	32.370	6 Lewandowski - Lewandowski	32.796	14 Wira - Magdziarz	38.338	16	26 Blanchemain - Pla	1:43.477	1:44.258	18
17	11 Schwarzer - Fach	32.402	54 Müller - Mettler	32.887	11 Schwarzer - Fach	38.366	17	11 Schwarzer - Fach	1:43.852	1:44.253	17
18	24 Borodin - Webb	32.454	12 Joel Monegro Reyes	32.963	51 Durán - Mosca	38.419	18	25 Letlaka - Jefferies	1:43.932	1:44.003	15
19	12 Joel Monegro Reyes	32.458	79 Seweryn Mazur	33.023	12 Joel Monegro Reyes	38.534	19	12 Joel Monegro Reyes	1:43.955	1:44.280	19
20	25 Letlaka - Jefferies	32.599	25 Letlaka - Jefferies	33.029	777 Jedliński - Basz	38.561	20	24 Borodin - Webb	1:43.978	1:44.132	16
21	81 Shibata - Fagg	32.642	11 Schwarzer - Fach	33.084	26 Blanchemain - Pla	38.569	21	6 Lewandowski - Lewandowski	1:44.149	1:44.318	21
22	6 Lewandowski - Lewandowski	32.673	81 Shibata - Fagg	33.175	81 Shibata - Fagg	38.573	22	81 Shibata - Fagg	1:44.390	1:44.648	23
23	79 Seweryn Mazur	32.680	24 Borodin - Webb	33.210	6 Lewandowski - Lewandowski	38.680	23	79 Seweryn Mazur	1:44.407	1:45.193	25
24	14 Wira - Magdziarz	32.726	16 Hahn - Osman	33.252	16 Hahn - Osman	38.697	24	14 Wira - Magdziarz	1:44.483	1:44.547	22
25	16 Hahn - Osman	32.858	917 Fernandes - Fontana	33.390	79 Seweryn Mazur	38.704	25	16 Hahn - Osman	1:44.807	1:44.939	24
26	917 Fernandes - Fontana	32.994	14 Wira - Magdziarz	33.419	917 Fernandes - Fontana	38.755	26	917 Fernandes - Fontana	1:45.139	1:45.459	26





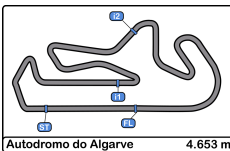
Autodromo Int. do Algarve
International GT Open
Private test - 2
Best 5 Lap Times



Autodromo do Algarve 4.653 m.

Cl	N° Entrant/Team	Nat	Driver 1	Nat	Driver 2	Nat	Vehicle	Cat	Cl	Best 1		Best 2		Best 3		Best 4		Best 5	
										Time	Lap	Time	Lap	Time	Lap	Time	Lap	Time	Lap
1	28 Team Motopark	GER	Marcelo Ramirez	MEX	Dominik Baumann	AUT	Mercedes AMG GT3 EVO	PRO	1	1:41.989	10	1:42.016	11	1:42.825	7	1:43.040	2	1:43.107	5
2	71 Team Motopark	GER	Christian Mansell	AUS	Maximilian Götz	AUT	Mercedes AMG GT3 EVO	PRO	2	1:42.313	16	1:42.481	18	1:42.683	17	1:42.744	15	1:43.108	11
3	97 Blackthorn	GBR	Charles Bateman	GBR	Henrique Chaves	PRT	Aston Martin AMR Vantage GT3	PROAM	1	1:42.446	8	1:44.160	3	1:44.180	5	1:44.562	14	1:45.167	13
4	55 AF Corse	ITA	Laurent De Meeus	BEL	Vincent Abril	FRA	Ferrari 296 GT3 EVO	PROAM	2	1:42.625	15	1:42.997	10	1:43.201	8	1:43.401	14	1:43.626	9
5	33 Greystone GT	GBR	Zac Meakin	GBR	Dean Macdonald	GBR	McLaren 720s GT3 Evo	PRO	3	1:42.635	7	1:42.695	4	1:42.794	6	1:43.506	12	1:43.583	11
6	88 Track Focused	GBR	Darren Kell	GBR	James Kell	GBR	McLaren 720 Evo GT3	PROAM	3	1:42.709	9	1:42.792	8	1:42.940	10	1:43.183	4	1:43.299	3
7	75 Team ISR	CZE	Filip Salaquarda	CZE	Libor Milota	CZE	Audi R8 LMS GT3 Evo II	PROAM	4	1:42.879	12	1:42.958	8	1:43.125	9	1:43.174	11	1:43.999	4
8	18 Dinamic GT	ITA	Philipp Sager	AUT	Christian Engelhart	DEU	Porsche 911 GT3 R EVO (992)	PROAM	5	1:42.937	17	1:44.989	11	1:45.474	7	1:45.547	6	1:45.769	14
9	96 AF Corse	ITA	Yaroslav Veselaho	DNK	Thomas Neubauer	FRA	Ferrari 296 GT3 EVO	PRO	4	1:43.041	17	1:43.560	18	1:44.289	7	1:44.322	12	1:44.463	14
10	51 AF Corse	ITA	Rafael Durán	ESP	Tommaso Mosca	ITA	Ferrari 296 GT3 EVO	PRO	5	1:43.042	17	1:43.261	15	1:43.280	16	1:44.327	7	1:44.743	10
11	17 Elite Motorsport with Entire Race Engineering	GBR	Tom Emson	GBR	Tom Lebbon	GBR	Ferrari 296 GT3 EVO	PRO	6	1:43.154	10	1:43.372	7	1:43.523	3	1:43.636	5	1:43.963	2
12	911 ZRS Motorsport	ITA	Pietro Armani	ITA	Alex Fontana	CHE	Porsche 911 GT3 R EVO (992)	PRO	7	1:43.340	15	1:43.605	11	1:43.777	9	1:43.994	4	1:44.057	2
13	54 CBRX by SPS	DEU	Dexter Müller	CHE	Yannick Mettler	CHE	Mercedes AMG GT3 EVO	PROAM	6	1:43.440	18	1:43.703	19	1:43.882	10	1:43.895	14	1:44.494	12
14	5 Olimp Racing	POL	Stanislaw Jedliński	POL	Krystian Korzeniowski	POL	Ferrari 296 GT3	AM	1	1:43.710	3	1:43.725	7	1:44.055	5	1:44.158	4	1:44.223	6
15	25 Into Africa Racing by Dragon Racing Intl.	UAE	Xolile Letlaka	ZAF	Axcil Jefferies	ZWE	Ferrari 296 GT3 EVO	PROAM	7	1:44.003	5	1:44.174	3	1:44.304	7	1:44.477	2	1:44.618	6
16	24 Greystone GT	GBR	Andrey Borodin	IND	Oliver Webb	GBR	McLaren 720s GT3 Evo	PROAM	8	1:44.132	6	1:44.492	5	1:45.017	3	1:45.018	2	1:46.082	4
17	11 Fach Auto Tech	CHE	Alexander Schwarzer	MEX	Alexander Fach	CHE	Porsche 911 GT3 R EVO (992)	PROAM	9	1:44.253	8	1:44.275	3	1:44.440	4	1:44.441	11	1:44.741	2
18	26 Saintéloc Racing	FRA	Michaël Blanchemain	FRA	Jim Pla	FRA	Audi R8 LMS GT3 Evo II	PROAM	10	1:44.258	16	1:44.310	13	1:44.311	6	1:44.371	17	1:44.490	12
19	12 Fach Auto Tech	CHE	Joel Monegro Reyes	DNK		CHE	Porsche 911 GT3 R EVO (992)	AM	2	1:44.280	7	1:44.319	6	1:44.538	5	1:44.596	2	1:44.817	10
20	777 Olimp Racing	POL	Marcin Jedliński	POL	Karol Basz	POL	Ferrari 296 GT3 EVO	PROAM	11	1:44.296	12	1:44.434	10	1:44.531	9	1:44.579	8	1:44.744	13
21	6 Baron Motorsport Team	AUT	Andrzej Lewandowski	POL	Adrian Lewandowski	POL	Ferrari 296 GT3	AM	3	1:44.318	10	1:44.593	12	1:45.204	11	1:45.368	6	1:45.696	4
22	14 Good Speed Racing Team	POL	Piotr Wira	POL	Tomasz Magdziarz	POL	Aston Martin AMR Vantage GT3	AM	4	1:44.547	6	1:44.997	5	1:45.582	9	1:45.630	3	1:45.940	14
23	81 Norik Racing	JAP	Norikazu Shibata	JPN	Charles Fagg	GBR	Ferrari 296 GT3	PROAM	12	1:44.648	5	1:44.737	6	1:44.742	4	1:45.158	2	1:46.132	3
24	16 AF Corse	ITA	Marcelo Hahn	BRA	Galid Osman	BRA	Ferrari 296 GT3	AM	5	1:44.939	16	1:45.271	15	1:45.862	11	1:45.947	9	1:45.968	14
25	79 Sendom Racing Team	POL	Seweryn Mazur	POL		CHE	Lamborghini Huracan Evo 2	AM	6	1:45.193	15	1:45.474	11	1:45.563	12	1:45.598	9	1:45.812	4
26	917 AF Motorsport	PRT	André Fernandes	PRT	Angelo Fontana	VEN	Porsche 991.2 GT3R	AM	7	1:45.459	7	1:45.873	5	1:46.206	8	1:46.221	6	1:46.423	15



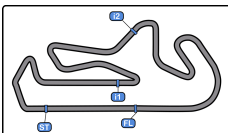


Autodromo Int. do Algarve
International GT Open
Private test - 2
Best 5 Top Speeds



Cl	N° Entrant/Team	Nat	Driver 1	Nat	Driver 2	Nat	Vehicle	Cat	Cl	Top 1		Top 2		Top 3		Top 4		Top 5		Avg
										Km/h	Lap	Km/h	Lap	Km/h	Lap	Km/h	Lap	Km/h	Lap	
1	28 Team Motopark	DEU	Marcelo Ramírez	MEX	Dominik Baumann	AUT	Mercedes AMG GT3 EVO	PRO	1	270.0	3	270.0	8	269.3	6	269.3	11	269.3	12	269.5
2	71 Team Motopark	DEU	Christian Mansell	AUS	Maximilian Götz	AUT	Mercedes AMG GT3 EVO	PRO	2	267.9	8	267.9	11	267.9	13	266.6	3	266.6	4	267.4
3	75 Team ISR	CZE	Filip Salaquarda	CZE	Libor Milota	CZE	Audi R8 LMS GT3 Evo II	PROAM	1	267.9	13	267.3	5	267.3	6	267.3	10	266.6	3	267.3
4	96 AF Corse	ITA	Yaroslav Veselaho	UKR	Thomas Neubauer	FRA	Ferrari 296 GT3 EVO	PRO	3	267.3	13	265.3	11	264.7	3	264.7	5	264.7	7	265.3
5	911 ZRS Motorsport	ITA	Pietro Armanni	ITA	Alex Fontana	CHE	Porsche 911 GT3 R EVO (992)	PRO	4	266.6	6	264.7	5	264.7	7	264.0	3	264.0	4	264.8
6	6 Baron Motorsport Team	AUT	Andrzej Lewandowski	POL	Adrian Lewandowski	POL	Ferrari 296 GT3	AM	1	266.0	13	264.7	3	264.0	4	264.0	7	264.0	11	264.5
7	54 CBRX by SPS	DEU	Dexter Müller	CHE	Yannick Mettler	CHE	Mercedes AMG GT3 EVO	PROAM	2	266.0	12	265.3	11	265.3	15	264.7	4	264.7	10	265.2
8	55 AF Corse	ITA	Laurent De Meeus	BEL	Vincent Abril	FRA	Ferrari 296 GT3 EVO	PROAM	3	266.0	10	266.0	11	265.3	9	263.4	4	263.4	8	264.8
9	26 Saintéloc Racing	FRA	Michaël Blanchemain	FRA	Jim Pla	FRA	Audi R8 LMS GT3 Evo II	PROAM	4	265.3	12	265.3	13	264.7	3	264.7	10	264.7	11	264.9
10	97 Blackthorn	GBR	Charles Bateman	GBR	Henrique Chaves	PRT	Aston Martin AMR Vantage GT3	PROAM	5	265.3	3	265.3	6	265.3	9	265.3	10	264.7	4	265.2
11	5 Olimp Racing	POL	Stanislaw Jedliński	POL	Krystian Korzeniowski	POL	Ferrari 296 GT3	AM	2	264.7	4	264.7	5	264.0	7	262.7	2	262.1	6	263.6
12	14 Good Speed Racing Team	POL	Piotr Wira	POL	Tomasz Magdziarz	POL	Aston Martin AMR Vantage GT3	AM	3	264.7	4	264.0	11	262.7	3	262.7	7	262.7	10	263.4
13	17 Elite Motorsport with Entire Race Engineering	GBR	Tom Emson	GBR	Tom Lebbon	GBR	Ferrari 296 GT3 EVO	PRO	5	264.7	3	264.7	6	263.4	8	262.7	7	262.7	11	263.6
14	18 Dinamic GT	ITA	Philipp Sager	AUT	Christian Engelhart	DEU	Porsche 911 GT3 R EVO (992)	PROAM	6	264.7	12	263.4	6	262.7	7	262.7	11	262.1	10	263.1
15	24 Greystone GT	GBR	Andrey Borodin	IND	Oliver Webb	GBR	McLaren 720s GT3 Evo	PROAM	7	264.7	4	264.7	6	264.0	5	262.7	3	262.7	7	263.8
16	88 Track Focused	GBR	Darren Kell	GBR	James Kell	GBR	McLaren 720 Evo GT3	PROAM	8	264.7	11	264.0	3	264.0	6	264.0	10	262.7	4	263.9
17	25 Into Africa Racing by Dragon Racing Intl.	UAE	Xolile Letlaka	ZAF	Axcil Jefferies	ZWE	Ferrari 296 GT3 EVO	PROAM	9	264.0	7	264.0	8	263.4	4	262.7	2	262.7	3	263.4
18	51 AF Corse	ITA	Rafael Durán	ESP	Tommaso Mosca	ITA	Ferrari 296 GT3 EVO	PRO	6	264.0	7	264.0	11	263.4	4	262.1	12	261.5	3	263.0
19	777 Olimp Racing	POL	Marcin Jedliński	POL	Karol Basz	POL	Ferrari 296 GT3 EVO	PROAM	10	264.0	5	264.0	10	264.0	11	264.0	13	263.4	4	263.9
20	12 Fach Auto Tech	CHE	Joel Monegro Reyes	DOM		CHE	Porsche 911 GT3 R EVO (992)	AM	4	263.4	7	263.4	12	262.7	11	262.7	13	262.7	14	263.0
21	33 Greystone GT	GBR	Zac Meakin	GBR	Dean Macdonald	GBR	McLaren 720s GT3 Evo	PRO	7	263.4	5	263.4	11	263.4	12	263.4	13	262.7	7	263.2
22	81 Norik Racing	JPN	Norikazu Shibata	JPN	Charles Fagg	GBR	Ferrari 296 GT3	PROAM	11	262.7	3	261.5	4	261.5	6	261.5	7	260.8	5	261.6
23	917 AF Motorsport	PRT	André Fernandes	PRT	Angelo Fontana	VEN	Porsche 991.2 GT3R	AM	5	262.1	6	261.5	3	261.5	9	259.6	5	259.6	7	260.8
24	16 AF Corse	ITA	Marcelo Hahn	BRA	Galid Osman	BRA	Ferrari 296 GT3	AM	6	260.8	4	260.8	6	259.6	3	259.6	5	259.6	10	260.1
25	11 Fach Auto Tech	CHE	Alexander Schwarzer	MEX	Alexander Fach	CHE	Porsche 911 GT3 R EVO (992)	PROAM	12	260.2	3	260.2	4	260.2	6	260.2	9	259.6	2	260.1
26	79 Sendom Racing Team	POL	Seweryn Mazur	POL		CHE	Lamborghini Huracan Evo 2	AM	7	258.3	5	258.3	6	257.7	9	257.7	10	257.7	11	258.0





Autodromo Int. do Algarve

International GT Open

Private test - 2

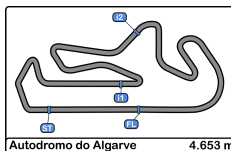
Fastest Laps Sequence

Autodromo do Algarve 4.653 m.



Lap	Time of Day	Session Time	Nº Entrant/Team	Nat	Driver 1	Nat	Driver 2	Nat	Vehicle	Cat	Time	Km/h
2	15:43:39.082	3:39.082	24 Greystone GT	GBR	Andrey Borodin	IND	Oliver Webb	GBR	McLaren 720s GT3 Evo	PROAM	1:45.018	159.5
2	15:44:00.246	4:00.246	28 Team Motopark	DEU	Marcelo Ramírez	MEX	Dominik Baumann	AUT	Mercedes AMG GT3 EVO	PRO	1:43.040	162.5
4	15:48:15.686	8:15.686	33 Greystone GT	GBR	Zac Meakin	GBR	Dean Macdonald	GBR	McLaren 720s GT3 Evo	PRO	1:42.695	163.1
7	15:53:24.998	13:24.998	33 Greystone GT	GBR	Zac Meakin	GBR	Dean Macdonald	GBR	McLaren 720s GT3 Evo	PRO	1:42.635	163.2
8	15:56:02.155	16:02.155	97 Blackthorn	GBR	Charles Bateman	GBR	Henrique Chaves	PRT	Aston Martin AMR Vantage GT3 EV	PROAM	1:42.446	163.5
10	16:00:34.050	20:34.050	28 Team Motopark	DEU	Marcelo Ramírez	MEX	Dominik Baumann	AUT	Mercedes AMG GT3 EVO	PRO	1:41.989	164.2





Autodromo Int. do Algarve
International GT Open
Private test - 2
Pit Stop Analysis



5 Stanislaw Jedliński Ferrari 296 GT3
 AM Krystian Korzeniowski Olimp Racing

Nº	In Day Time	In Time	Out Time	Pit Time	T. Pit Time	Handicap	Diff.
1	15:55:42.486	15:55:42.486	15:56:58.856	1:16.370	1:16.370		
2	15:58:45.156	15:58:45.156	16:01:39.585	2:54.429	4:10.799		
3	16:13:41.596	16:13:41.596	16:17:29.498	3:47.902	7:58.701		

6 Andrzej Lewandowski Ferrari 296 GT3
 AM Adrian Lewandowski Baron Motorsport Team

Nº	In Day Time	In Time	Out Time	Pit Time	T. Pit Time	Handicap	Diff.
1	15:56:55.793	15:56:55.793	15:58:07.545	1:11.752	1:11.752		
2	16:07:05.639	16:07:05.639	16:09:08.184	2:02.545	3:14.297		
3	16:16:14.886	16:16:14.886	16:20:04.513	3:49.627	7:03.924		
4	16:22:24.397	16:22:24.397	16:25:08.809	2:44.412	9:48.336		

11 Alexander Schwarzer Porsche 911 GT3 R EVO (992)
 PROAM Alexander Fach Fach Auto Tech

Nº	In Day Time	In Time	Out Time	Pit Time	T. Pit Time	Handicap	Diff.
1	15:51:18.438	15:51:18.438	15:54:57.816	3:39.378	3:39.378		
2	16:00:11.715	16:00:11.715	16:02:00.105	1:48.390	5:27.768		
3	16:07:14.488	16:07:14.488	16:09:56.810	2:42.322	8:10.090		
4	16:13:30.374	16:13:30.374	16:16:47.085	3:16.711	11:26.801		
5	16:20:23.676	16:20:23.676	16:26:20.753	5:57.077	17:23.878		

12 Joel Monegro Reyes Porsche 911 GT3 R EVO (992)
 AM Fach Auto Tech

Nº	In Day Time	In Time	Out Time	Pit Time	T. Pit Time	Handicap	Diff.
1	16:09:37.870	16:09:37.870	16:13:12.532	3:34.662	3:34.662		
2	16:20:21.057	16:20:21.057	16:24:53.211	4:32.154	8:06.816		

14 Piotr Wira Aston Martin AMR Vantage GT3 EVO
 AM Tomasz Magdziarz Good Speed Racing Team

Nº	In Day Time	In Time	Out Time	Pit Time	T. Pit Time	Handicap	Diff.
1	15:53:44.146	15:53:44.146	15:55:46.395	2:02.249	2:02.249		
2	16:02:59.519	16:02:59.519	16:06:07.576	3:08.057	5:10.306		
3	16:13:17.095	16:13:17.095	16:17:39.316	4:22.221	9:32.527		
4	16:19:46.544	16:19:46.544	16:25:12.408	5:25.864	14:58.391		

16 Marcelo Hahn Ferrari 296 GT3
 AM Galid Osman AF Corse

Nº	In Day Time	In Time	Out Time	Pit Time	T. Pit Time	Handicap	Diff.
1	15:52:55.917	15:52:55.917	15:56:01.740	3:05.823	3:05.823		
2	16:06:50.690	16:06:50.690	16:12:14.301	5:23.611	8:29.434		

17 Tom Emson Ferrari 296 GT3 EVO
 PRO Tom Lebbon Elite Motorsport with Entire Race Engine

Nº	In Day Time	In Time	Out Time	Pit Time	T. Pit Time	Handicap	Diff.
1	15:54:29.935	15:54:29.935	16:01:46.515	7:16.580	7:16.580		
2	16:06:59.749	16:06:59.749	16:12:57.942	5:58.193	13:14.773		
3	16:14:47.146	16:14:47.146	16:16:12.787	1:25.641	14:40.414		
4	16:22:13.024	16:22:13.024	16:24:23.009	2:09.985	16:50.399		

18 Philipp Sager Porsche 911 GT3 R EVO (992)
 PROAM Christian Engelhart Dinamic GT

Nº	In Day Time	In Time	Out Time	Pit Time	T. Pit Time	Handicap	Diff.
1	15:58:59.164	15:58:59.164	16:00:21.396	1:22.232	1:22.232		
2	16:13:08.739	16:13:08.739	16:15:31.105	2:22.366	3:44.598		

24 Andrey Borodin McLaren 720s GT3 Evo
 PROAM Oliver Webb Greystone GT

Nº	In Day Time	In Time	Out Time	Pit Time	T. Pit Time	Handicap	Diff.
1	15:52:32.325	15:52:32.325	15:56:05.941	3:33.616	3:33.616		
2	16:03:40.104	16:03:40.104	16:05:20.943	1:40.839	5:14.455		
3	16:11:04.918	16:11:04.918	16:24:27.031	13:22.113	18:36.568		

25 Xolile Letlaka Ferrari 296 GT3 EVO
 PROAM Axcil Jefferies Into Africa Racing by Dragon Racing Intl.

Nº	In Day Time	In Time	Out Time	Pit Time	T. Pit Time	Handicap	Diff.
1	15:56:09.210	15:56:09.210	16:19:32.770	23:23.560	23:23.560		
2	16:21:35.476	16:21:35.476	16:25:11.068	3:35.592	26:59.152		

26 Michaël Blanchemain Audi R8 LMS GT3 Evo II
 PROAM Jim Pla Saintéloc Racing

Nº	In Day Time	In Time	Out Time	Pit Time	T. Pit Time	Handicap	Diff.
1	15:45:35.514	15:45:35.514	15:46:49.427	1:13.913	1:13.913		
2	15:55:38.651	15:55:38.651	15:58:36.855	2:58.204	4:12.117		
3	16:09:11.210	16:09:11.210	16:11:43.157	2:31.947	6:44.064		

28 Marcelo Ramírez Mercedes AMG GT3 EVO
 PRO Dominik Baumann Team Motopark

Nº	In Day Time	In Time	Out Time	Pit Time	T. Pit Time	Handicap	Diff.
1	15:54:26.087	15:54:26.087	15:57:07.174	2:41.087	2:41.087		
2	16:05:46.628	16:05:46.628	16:10:15.175	4:28.547	7:09.634		
3	16:21:26.245	16:21:26.245	16:23:50.024	2:23.779	9:33.413		
4	16:25:38.960	16:25:38.960	16:26:59.756	1:20.796	10:54.209		

33 Zac Meakin McLaren 720s GT3 Evo
 PRO Dean Macdonald Greystone GT

Nº	In Day Time	In Time	Out Time	Pit Time	T. Pit Time	Handicap	Diff.
1	15:43:41.768	15:43:41.768	15:44:51.335	1:09.567	1:09.567		
2	15:55:10.691	15:55:10.691	15:57:10.863	2:00.172	3:09.739		
3	16:05:53.774	16:05:53.774	16:13:38.186	7:44.412	10:54.151		
4	16:21:01.870	16:21:01.870	16:26:01.585	4:59.715	15:53.866		

51 Rafael Durán Ferrari 296 GT3 EVO
 PRO Tommaso Mosca AF Corse

Nº	In Day Time	In Time	Out Time	Pit Time	T. Pit Time	Handicap	Diff.
1	15:48:27.500	15:48:27.500	15:50:40.056	2:12.556	2:12.556		
2	15:57:47.950	15:57:47.950	16:01:11.228	3:23.278	5:35.834		
3	16:08:16.537	16:08:16.537	16:09:53.742	1:37.205	7:13.039		

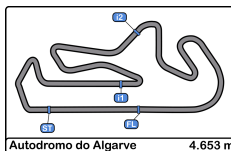
54 Dexter Müller Mercedes AMG GT3 EVO
 PROAM Yannick Mettler CBRX by SPS

Nº	In Day Time	In Time	Out Time	Pit Time	T. Pit Time	Handicap	Diff.
1	15:51:16.035	15:51:16.035	15:52:23.126	1:07.091	1:07.091		
2	16:09:52.493	16:09:52.493	16:14:01.239	4:08.746	5:15.837		
3	16:21:28.830	16:21:28.830	16:24:25.188	2:56.358	8:12.195		

55 Laurent De Meeus Ferrari 296 GT3 EVO
 PROAM Vincent Abril AF Corse

Nº	In Day Time	In Time	Out Time	Pit Time	T. Pit Time	Handicap	Diff.
1	15:52:31.297	15:52:31.297	15:54:37.116	2:05.819	2:05.819		
2	16:05:11.607	16:05:11.607	16:11:49.248	6:37.641	8:43.460		
3	16:20:59.813	16:20:59.813	16:27:32.450	6:32.637	15:16.097		





Autodromo Int. do Algarve
International GT Open
Private test - 2
Pit Stop Analysis



71 Christian Mansell Mercedes AMG GT3 EVO

PRO Maximilian Götz Team Motopark

Nº	In Day Time	In Time	Out Time	Pit Time	T. Pit Time	Handicap	Diff.
1	15:56:07.143	15:56:07.143	15:57:27.072	1:19.929	1:19.929		
2	16:06:05.493	16:06:05.493	16:09:22.961	3:17.468	4:37.397		
3	16:19:43.982	16:19:43.982	16:25:04.424	5:20.442	9:57.839		

75 Filip Salaquarda Audi R8 LMS GT3 Evo II

PROAM Libor Milota Team ISR

Nº	In Day Time	In Time	Out Time	Pit Time	T. Pit Time	Handicap	Diff.
1	15:50:49.003	15:50:49.003	15:53:45.647	2:56.644	2:56.644		
2	16:05:58.501	16:05:58.501	16:08:01.238	2:02.737	4:59.381		
3	16:18:31.514	16:18:31.514	16:24:48.316	6:16.802	11:16.183		

79 Seweryn Mazur Lamborghini Huracan Evo 2

AM Sendom Racing Team

Nº	In Day Time	In Time	Out Time	Pit Time	T. Pit Time	Handicap	Diff.
1	15:45:24.457	15:45:24.457	15:48:15.602	2:51.145	2:51.145		
2	15:57:11.930	15:57:11.930	16:02:51.088	5:39.158	8:30.303		
3	16:18:57.847	16:18:57.847	16:23:35.464	4:37.617	13:07.920		

81 Norikazu Shibata Ferrari 296 GT3

PROAM Charles Fagg Norik Racing

Nº	In Day Time	In Time	Out Time	Pit Time	T. Pit Time	Handicap	Diff.
1	15:53:06.946	15:53:06.946	15:55:56.451	2:49.505	2:49.505		
2	16:14:10.749	16:14:10.749	16:16:17.225	2:06.476	4:55.981		
3	16:22:15.429	16:22:15.429	16:24:19.124	2:03.695	6:59.676		

88 Darren Kell McLaren 720 Evo GT3

PROAM James Kell Track Focused

Nº	In Day Time	In Time	Out Time	Pit Time	T. Pit Time	Handicap	Diff.
1	15:51:04.676	15:51:04.676	15:55:40.211	4:35.535	4:35.535		
2	16:04:15.752	16:04:15.752	16:13:00.670	8:44.918	13:20.453		
3	16:16:37.272	16:16:37.272	16:25:46.935	9:09.663	22:30.116		

96 Yaroslav Veselaho Ferrari 296 GT3 EVO

PRO Thomas Neubauer AF Corse

Nº	In Day Time	In Time	Out Time	Pit Time	T. Pit Time	Handicap	Diff.
1	15:56:18.915	15:56:18.915	15:58:02.756	1:43.841	1:43.841		
2	16:10:22.811	16:10:22.811	16:14:22.638	3:59.827	5:43.668		
3	16:21:37.886	16:21:37.886	16:25:52.683	4:14.797	9:58.465		

97 Charles Bateman Aston Martin AMR Vantage GT3 EVO

PROAM Henrique Chaves Blackthorn

Nº	In Day Time	In Time	Out Time	Pit Time	T. Pit Time	Handicap	Diff.
1	15:50:43.735	15:50:43.735	15:52:33.340	1:49.605	1:49.605		
2	15:59:34.617	15:59:34.617	16:09:30.040	9:55.423	11:45.028		
3	16:18:22.922	16:18:22.922	16:20:07.583	1:44.661	13:29.689		
4	16:22:33.349	16:22:33.349	16:25:14.350	2:41.001	16:10.690		

777 Marcin Jedliński Ferrari 296 GT3 EVO

PROAM Karol Basz Olimp Racing

Nº	In Day Time	In Time	Out Time	Pit Time	T. Pit Time	Handicap	Diff.
1	15:52:36.935	15:52:36.935	15:54:48.621	2:11.686	2:11.686		
2	16:08:51.996	16:08:51.996	16:10:51.918	1:59.922	4:11.608		
3	16:21:39.803	16:21:39.803	16:24:27.721	2:47.918	6:59.526		

911 Pietro Armanni Porsche 911 GT3 R EVO (992)

PRO Alex Fontana ZRS Motorsport

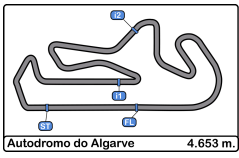
Nº	In Day Time	In Time	Out Time	Pit Time	T. Pit Time	Handicap	Diff.
1	15:54:34.238	15:54:34.238	16:00:24.658	5:50.420	5:50.420		
2	16:10:49.740	16:10:49.740	16:15:41.392	4:51.652	10:42.072		
3	16:21:30.198	16:21:30.198	16:25:06.647	3:36.449	14:18.521		

917 André Fernandes Porsche 991.2 GT3R

AM Angelo Fontana AF Motorsport

Nº	In Day Time	In Time	Out Time	Pit Time	T. Pit Time	Handicap	Diff.
1	15:47:57.284	15:47:57.284	15:50:44.384	2:47.100	2:47.100		
2	16:01:30.536	16:01:30.536	16:04:00.323	2:29.787	5:16.887		

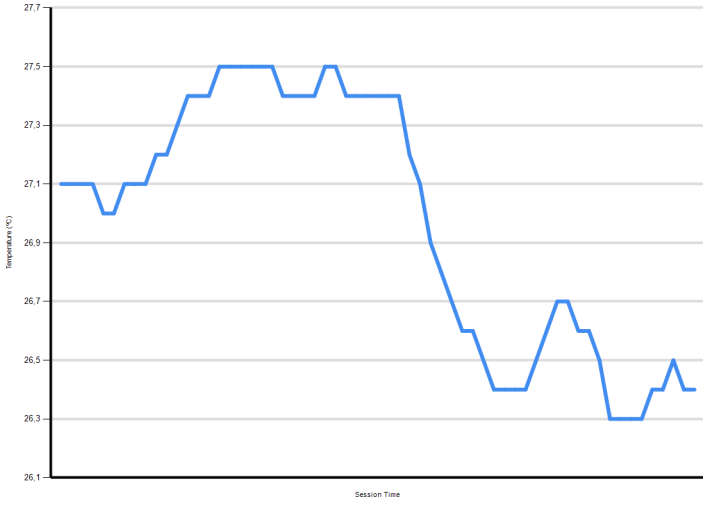





Autodromo Int. do Algarve
International GT Open
Private test - 2
Weather Report



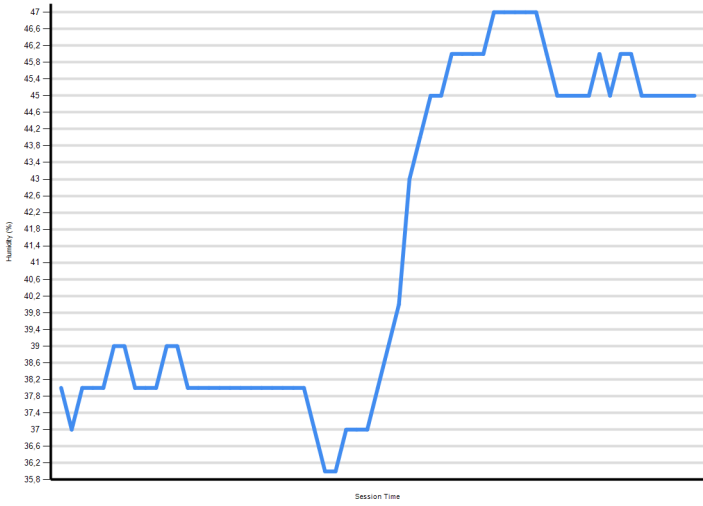
Air Temperature



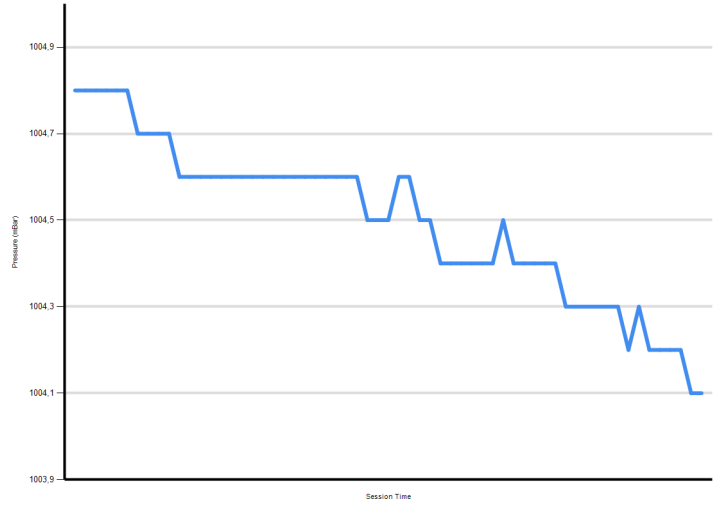
Track Temperature



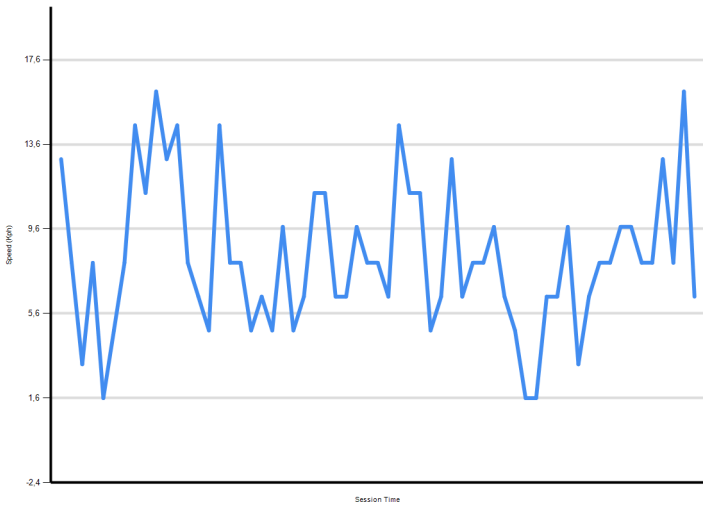
Humidity



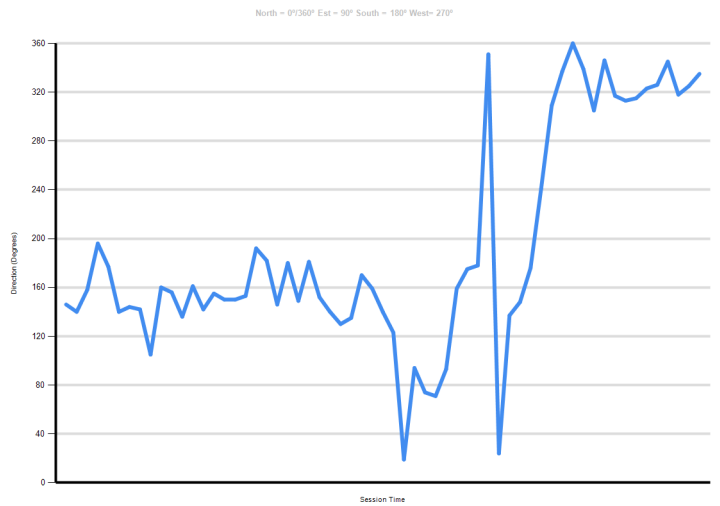
Pressure

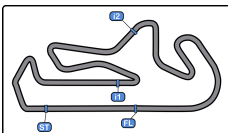


Wind Speed



Wind direction





Autodromo Int. do Algarve
International GT Open
Private Test - 1 - 2



Combined Results

Autodromo do Algarve 4.653 m.

Cls	Nº	Entrant/Team	Nat	Driver 1	Nat	Driver 2	Nat	Vehicle	Cat	Cls	Laps	PT1	PT2	Best	Gap	Interval	Km/h		
1	28	Team Motopark	DEU	Marcelo Ramírez	MEX	Dominik Baumann	AUT	Mercedes AMG GT3 EVO	PRO	1	44	1:42.401	22	1:41.989	10	1:41.989		164.2	
2	71	Team Motopark	DEU	Christian Mansell	AUS	Maximilian Götz	AUT	Mercedes AMG GT3 EVO	PRO	2	44	1:42.032	18	1:42.313	16	1:42.032	0.043	0.043	164.1
3	911	ZRS Motorsport	ITA	Pietro Armanni	ITA	Alex Fontana	CHE	Porsche 911 GT3 R EVO (992)	PRO	3	41	1:42.325	13	1:43.340	15	1:42.325	0.336	0.293	163.7
4	18	Dinamic GT	ITA	Philipp Sager	AUT	Christian Engelhart	DEU	Porsche 911 GT3 R EVO (992)	PROAM	1	43	1:42.386	11	1:42.937	17	1:42.386	0.397	0.061	163.6
5	97	Blackthorn	GBR	Charles Bateman	GBR	Henrique Chaves	PRT	Aston Martin AMR Vantage GT3 EVO	PROAM	2	42	1:43.517	9	1:42.446	8	1:42.446	0.457	0.060	163.5
6	55	AF Corse	ITA	Laurent De Meeus	BEL	Vincent Abril	FRA	Ferrari 296 GT3 EVO	PROAM	3	37	1:43.218	6	1:42.625	15	1:42.625	0.636	0.179	163.2
7	33	Greystone GT	GBR	Zac Meakin	GBR	Dean Macdonald	GBR	McLaren 720s GT3 Evo	PRO	4	42	1:43.010	23	1:42.635	7	1:42.635	0.646	0.010	163.2
8	777	Olimp Racing	POL	Marcin Jedliński	POL	Karol Basz	POL	Ferrari 296 GT3 EVO	PROAM	4	42	1:42.649	5	1:44.296	12	1:42.649	0.660	0.014	163.1
9	88	Track Focused	GBR	Darren Kell	GBR	James Kell	GBR	McLaren 720 Evo GT3	PROAM	5	38	1:44.041	11	1:42.709	9	1:42.709	0.720	0.060	163.0
10	17	Elite Motorsport with Entire Race Engineering	GBR	Tom Emson	GBR	Tom Lebbon	GBR	Ferrari 296 GT3 EVO	PRO	5	40	1:42.785	12	1:43.154	10	1:42.785	0.796	0.076	162.9
11	54	CBRX by SPS	DEU	Dexter Müller	CHE	Yannick Mettler	CHE	Mercedes AMG GT3 EVO	PROAM	6	46	1:42.841	10	1:43.440	18	1:42.841	0.852	0.056	162.8
12	51	AF Corse	ITA	Rafael Durán	ESP	Tommaso Mosca	ITA	Ferrari 296 GT3 EVO	PRO	6	43	1:42.874	14	1:43.042	17	1:42.874	0.885	0.033	162.8
13	75	Team ISR	CZE	Filip Salaquarda	CZE	Libor Milota	CZE	Audi R8 LMS GT3 Evo II	PROAM	7	45	1:44.058	23	1:42.879	12	1:42.879	0.890	0.005	162.8
14	96	AF Corse	ITA	Yaroslav Veselaho	CZE	Thomas Neubauer	CZE	Ferrari 296 GT3 EVO	PRO	7	28	1:43.364	5	1:43.041	17	1:43.041	1.052	0.162	162.5
15	5	Olimp Racing	POL	Stanislaw Jedliński	POL	Krystian Korzeniowski	POL	Ferrari 296 GT3	AM	1	33	1:43.115	7	1:43.710	3	1:43.115	1.126	0.074	162.4
16	25	Into Africa Racing by Dragon Racing Int.	UAE	Xolile Letlaka	ZAF	Axcil Jefferies	ZWE	Ferrari 296 GT3 EVO	PROAM	8	31	1:43.178	19	1:44.003	5	1:43.178	1.189	0.063	162.3
17	26	Saintéloc Racing	FRA	Michaël Blanchemain	FRA	Jim Pla	FRA	Audi R8 LMS GT3 Evo II	PROAM	9	37	1:43.509	10	1:44.258	16	1:43.509	1.520	0.331	161.8
18	11	Fach Auto Tech	CHE	Alexander Schwarzer	MEX	Alexander Fach	CHE	Porsche 911 GT3 R EVO (992)	PROAM	10	37	1:43.613	16	1:44.253	8	1:43.613	1.624	0.104	161.6
19	6	Baron Motorsport Team	AUT	Andrzej Lewandowski	POL	Adrian Lewandowski	POL	Ferrari 296 GT3	AM	2	43	1:43.836	14	1:44.318	10	1:43.836	1.847	0.223	161.3
20	24	Greystone GT	GBR	Andrey Borodin	IND	Oliver Webb	GBR	McLaren 720s GT3 Evo	PROAM	11	34	1:47.645	7	1:44.132	6	1:44.132	2.143	0.296	160.8
21	12	Fach Auto Tech	CHE	Joel Monegro Reyes	DOM		CHE	Porsche 911 GT3 R EVO (992)	AM	3	45	1:44.165	21	1:44.280	7	1:44.165	2.176	0.033	160.8
22	81	Norik Racing	JAP	Norikazu Shibata	JPN	Charles Fagg	GBR	Ferrari 296 GT3	PROAM	12	45	1:44.205	7	1:44.648	5	1:44.205	2.216	0.040	160.7
23	16	AF Corse	ITA	Marcelo Hahn	BRA	Galid Osman	BRA	Ferrari 296 GT3	AM	4	35	1:44.219	9	1:44.939	16	1:44.219	2.230	0.014	160.7
24	14	Good Speed Racing Team	POL	Piotr Wira	POL	Tomasz Magdziarz	POL	Aston Martin AMR Vantage GT3 EVO	AM	5	39	1:45.824	13	1:44.547	6	1:44.547	2.558	0.328	160.2
25	79	Sendom Racing Team	POL	Seweryn Mazur	POL		POL	Lamborghini Huracan Evo 2	AM	6	36	1:44.838	16	1:45.193	15	1:44.838	2.849	0.291	159.7
26	917	AF Motorsport	PRT	André Fernandes	PRT	Angelo Fontana	VEN	Porsche 991.2 GT3R	AM	7	32	1:46.213	9	1:45.459	7	1:45.459	3.470	0.621	158.8
27	63	Scuderia Villorba Corse	ITA	Leonardo Moncini	ITA	Rodrigo Testa	PRT	Lamborghini Huracan Evo 2	PRO	8	2	1:46.855	2			1:46.855	4.866	1.396	156.7

Published at:.....

Race Director:

Timekeeper:

