

**Misano**  
**International GT Open**  
**Free Practice - 3**  
**Provisional Results**



Cls	N°	Entrant/Team	Nat	Driver 1	Nat	Driver 2	Nat	Vehicle	Cat	Cls	Laps	Best	Time	Gap	Interval	Km/h
1	75	Team ISR	CZE	Filip Salaquarda	CZE	Libor Milota	CZE	Audi R8 LMS GT3 Evo II	PROAM	1	15	10	1:34.208			161.4
2	79	Sendom Racing Team	POL	Seweryn Mazur	POL			Lamborghini Huracan Evo 2	AM	1	19	16	1:34.409	0.201	0.201	161.1
3	11	Fach Auto Tech	CHE	Lucas Wolf	DEU	Alexander Fach	CHE	Porsche 911 GT3 R EVO (992)	PROAM	2	25	24	1:34.430	0.222	0.021	161.1
4	777	Olimp Racing	POL	Marcin Jedliński	POL	Karol Basz	POL	Ferrari 296 GT3 EVO	PROAM	3	23	19	1:34.457	0.249	0.027	161.0
5	12	Fach Auto Tech	CHE	Joel Monegro Reyes	DNK			Porsche 911 GT3 R EVO (992)	AM	2	21	20	1:35.026	0.818	0.569	160.0
6	5	Olimp Racing	POL	Stanislaw Jedliński	POL	Krystian Korzeniowski	POL	Ferrari 296 GT3 EVO	AM	3	22	3	1:35.084	0.876	0.058	160.0
7	6	Baron Motorsport Team	AUT	Andrzej Lewandowski	POL	Adrian Lewandowski	POL	Ferrari 296 GT3	AM	4	20	10	1:35.235	1.027	0.151	159.7
8	54	CBRX by SPS	DEU	Dexter Müller	CHE	Yannick Mettler	CHE	Mercedes AMG GT3 EVO	PROAM	4	24	23	1:35.449	1.241	0.214	159.3
9	26	Saintéloc Racing	FRA	Michaël Blanchemain	FRA	Jim Pla	FRA	Audi R8 LMS GT3 Evo II	PROAM	5	24	15	1:35.857	1.649	0.408	158.7
10	39	Target Racing	ITA	Huilin Han	CHN			Ferrari 296 GT3	AM	5	21	10	1:35.915	1.707	0.058	158.6
11	14	Good Speed Racing Team	POL	Piotr Wira	POL	Tomasz Magdziarz	POL	Aston Martin AMR Vantage GT3 E	AM	6	23	15	1:36.161	1.953	0.246	158.2
12	77	Grupo Prom Racing Team	DEU	Alfredo Hernández	MEX			Mercedes AMG GT3 EVO	AM	7	20	13	1:36.163	1.955	0.002	158.2
13	55	AF Corse	ITA	Laurent De Meeus	BEL	Vincent Abril	FRA	Ferrari 296 GT3 EVO	PROAM	6	20	13	1:36.375	2.167	0.212	157.8
14	25	Into Africa Racing by Dragon Racing Intl.	ARE	Xolile Letlaka	ZAF	Axcil Jefferies	ZWE	Ferrari 296 GT3	PROAM	7	22	22	1:36.772	2.564	0.397	157.2
15	88	Track Focused	GBR	Darren Kell	GBR	James Kell	GBR	McLaren 720 Evo GT3	PROAM	8	7	3	1:36.797	2.589	0.025	157.1
16	16	AF Corse	ITA	Marcelo Hahn	BRA	Galid Osman	BRA	Ferrari 296 GT3	AM	8	22	15	1:36.975	2.767	0.178	156.8
17	81	Norik Racing	JPN	Norikazu Shibata	JPN	Charles Fagg	GBR	Ferrari 296 GT3	PROAM	9	21	21	1:39.840	5.632	2.865	152.3

Published at:.....

Track Temp: 26.0 °C Air Temp: 25.9 °C Humidity: 58 % Track Status: WET

**Race Director:**

Alessandro Ferrari

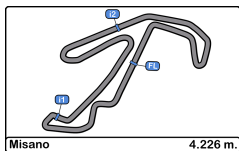
ACI DGA 392080

**Timekeeper:**

Luis Garcia

JCR-2654-ESP/M





**Misano**  
**International GT Open**  
**Free Practice - 3**  
**Track Limit**



The Stewards, having received a report from Race Director, have considered the following matter and determine the following:

**Session** Free Practice - 3  
**Fact** The cars below did not use the track at the turns listed below

**Infringement** Breach of Appendix L Chapter IV Article 2 c) of the FIA International Sporting Code and Article 19.4/19.5 of the Sporting Regulations.

**Decision** Deletion of the lap times shown in accordance with Article 12.4.1.e of the FIA International Sporting Code.

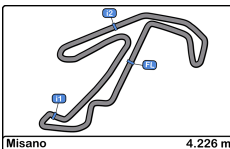
**Note**

- Certain decisions of the Stewards are subject to appeal (Article 15 of the FIA International Sporting Code).
- These penalties are not subject to appeal Article.12.3.4 of the FIA International Sporting Code and Article 16.5 of the Sporting Regulations.
- According to Article.12.3.3.b of the FIA International Sporting Code these decisions become immediately binding even in case of an appeal.

Ord	Turn	N° Driver	Entrant/Team	Time of Day	Lap Time
1	16	55 De Meeus - Abril	AF Corse	17:57:53.929	1:37.993
2	16	14 Wira - Magdziarz	Good Speed Racing Team	17:58:47.281	1:44.897
3	16	25 Letlaka - Jefferies	Into Africa Racing by Dragon Racing Intl.	18:00:19.415	1:38.477
4	16	77 Alfredo Hernández	Grupo Prom Racing Team	18:00:34.207	1:39.169
5	16	14 Wira - Magdziarz	Good Speed Racing Team	18:02:06.813	3:19.532
6	16	54 Müller - Mettler	CBRX by SPS	18:02:15.043	1:36.407
7	16	55 De Meeus - Abril	AF Corse	18:02:47.672	1:37.551
8	8	54 Müller - Mettler	CBRX by SPS	18:04:20.192	2:05.149
9	8	11 Wolf - Fach	Fach Auto Tech	18:04:39.916	1:35.130
10	6	12 Joel Monegro Reyes	Fach Auto Tech	18:05:10.071	1:58.946
11	6	11 Wolf - Fach	Fach Auto Tech	18:06:15.043	1:35.127
12	8	14 Wira - Magdziarz	Good Speed Racing Team	18:07:20.827	1:38.044
13	6	11 Wolf - Fach	Fach Auto Tech	18:07:49.918	1:34.875
14	8	75 Salaquarda - Milota	Team ISR	18:10:53.269	1:34.841
15	8	54 Müller - Mettler	CBRX by SPS	18:11:45.423	1:35.323
16	8	6 Lewandowski - Lewandowski	Baron Motorsport Team	18:11:59.978	1:34.987
17	8	6 Lewandowski - Lewandowski	Baron Motorsport Team	18:13:34.876	1:34.898
18	8	79 Seweryn Mazur	Sendom Racing Team	18:14:09.023	1:35.487
19	8	14 Wira - Magdziarz	Good Speed Racing Team	18:15:26.376	1:36.125
20	8	12 Joel Monegro Reyes	Fach Auto Tech	18:17:19.462	1:37.366
21	8	55 De Meeus - Abril	AF Corse	18:17:59.488	1:36.712
22	8	54 Müller - Mettler	CBRX by SPS	18:18:00.678	2:50.725
23	8	14 Wira - Magdziarz	Good Speed Racing Team	18:18:39.071	1:36.534
24	8	6 Lewandowski - Lewandowski	Baron Motorsport Team	18:20:33.017	1:56.836
25	8	6 Lewandowski - Lewandowski	Baron Motorsport Team	18:22:12.432	1:39.415
26	8	14 Wira - Magdziarz	Good Speed Racing Team	18:25:11.671	1:36.478
27	8	79 Seweryn Mazur	Sendom Racing Team	18:25:28.336	1:35.251
28	6	26 Blanchemain - Pla	Saintéloc Racing	18:25:40.475	1:36.353
29	8	11 Wolf - Fach	Fach Auto Tech	18:26:55.095	1:34.917
30	6	26 Blanchemain - Pla	Saintéloc Racing	18:27:16.805	1:36.330
31	8	5 Jedliński - Korzeniowski	Olimp Racing	18:27:31.495	1:46.610
32	8	39 Huilin Han	Target Racing	18:27:38.466	1:45.185

The Stewards:





**Misano**  
**International GT Open**  
**Free Practice - 3**  
**Provisional Results by Category**



PROAM																
Cls	N°	Entrant/Team	Nat	Driver 1	Nat	Driver 2	Nat	Vehicle	Cat	Cls	Laps	Best	Time	Gap	Interval	Km/h
1	75	Team ISR	CZE	Filip Salaquarda	CZE	Libor Milota	CZE	Audi R8 LMS GT3 Evo II	PROAM	1	15	10	1:34.208			161.4
2	11	Fach Auto Tech	CHE	Lucas Wolf	DEU	Alexander Fach	CHE	Porsche 911 GT3 R EVO (992)	PROAM	2	25	24	1:34.430	0.222	0.222	161.1
3	777	Olimp Racing	POL	Marcin Jedliński	POL	Karol Basz	CHE	Ferrari 296 GT3 EVO	PROAM	3	23	19	1:34.457	0.249	0.027	161.0
4	54	CBRX by SPS	DEU	Dexter Müller	CHE	Yannick Mettler	CHE	Mercedes AMG GT3 EVO	PROAM	4	24	23	1:35.449	1.241	0.992	159.3
5	26	Saintéloc Racing	FRA	Michaël Blanchemain	FRA	Jim Pla	FRA	Audi R8 LMS GT3 Evo II	PROAM	5	24	15	1:35.857	1.649	0.408	158.7
6	55	AF Corse	ITA	Laurent De Meeus	BEL	Vincent Abril	FRA	Ferrari 296 GT3 EVO	PROAM	6	20	13	1:36.375	2.167	0.518	157.8
7	25	Into Africa Racing by Dragon Racing Intl.	ARE	Xolile Letlaka	ZAF	Axcil Jefferies	ZWE	Ferrari 296 GT3	PROAM	7	22	22	1:36.772	2.564	0.397	157.2
8	88	Track Focused	GBR	Darren Kell	GBR	James Kell	GBR	McLaren 720 Evo GT3	PROAM	8	7	3	1:36.797	2.589	0.025	157.1
9	81	Norik Racing	JPN	Norikazu Shibata	JPN	Charles Fagg	GBR	Ferrari 296 GT3	PROAM	9	21	21	1:39.840	5.632	3.043	152.3

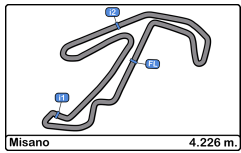
AM																
Cls	N°	Entrant/Team	Nat	Driver 1	Nat	Driver 2	Nat	Vehicle	Cat	Cls	Laps	Best	Time	Gap	Interval	Km/h
1	79	Sendom Racing Team	POL	Seweryn Mazur	POL			Lamborghini Huracan Evo 2	AM	1	19	16	1:34.409			161.1
2	12	Fach Auto Tech	CHE	Joel Monegro Reyes	DNK			Porsche 911 GT3 R EVO (992)	AM	2	21	20	1:35.026	0.617	0.617	160.0
3	5	Olimp Racing	POL	Stanislaw Jedliński	POL	Krystian Korzeniowski	POL	Ferrari 296 GT3 EVO	AM	3	22	3	1:35.084	0.675	0.058	160.0
4	6	Baron Motorsport Team	AUT	Andrzej Lewandowski	POL	Adrian Lewandowski	POL	Ferrari 296 GT3	AM	4	20	10	1:35.235	0.826	0.151	159.7
5	39	Target Racing	ITA	Huilin Han	CHN			Ferrari 296 GT3	AM	5	21	10	1:35.915	1.506	0.680	158.6
6	14	Good Speed Racing Team	POL	Piotr Wira	POL	Tomasz Magdziarz	POL	Aston Martin AMR Vantage GT3 E	AM	6	23	15	1:36.161	1.752	0.246	158.2
7	77	Grupo Prom Racing Team	DEU	Alfredo Hernández	MEX			Mercedes AMG GT3 EVO	AM	7	20	13	1:36.163	1.754	0.002	158.2
8	16	AF Corse	ITA	Marcelo Hahn	BRA	Galid Osman	BRA	Ferrari 296 GT3	AM	8	22	15	1:36.975	2.566	0.812	156.8

Published at:.....

Track Temp: 26.0 °C Air Temp: 25.9 °C Humidity: 58 % Track Status: WET

<b>Race Director:</b>	Alessandro Ferrari ACI DGA 392080	<b>Timekeeper:</b>	Luis Garcia  JCR-2654-ESP/M
-----------------------	--------------------------------------	--------------------	-----------------------------------





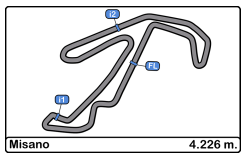
**Misano**  
International GT Open  
Free Practice - 3  
Lap Analysis



5							11							
Stanislaw Jedliński							Lucas Wolf							
Ferrari 296 GT3 EVO							Porsche 911 GT3 R EVO (992)							
AM Krystian Korzeniewski							AM Alexander Fach							
Olimp Racing							PROAM Fach Auto Tech							
Lap	D	Time	Sector 1	Sector 2	Sector 3	T. Spd	Lap	D	Time	Sector 1	Sector 2	Sector 3	T. Spd	Elapsed
1		17:52:25.751	17:51:13.706	36.863	35.182	215.1	1		17:51:52.099	17:50:39.662	37.647	34.790	211.3	17:51:52.099
2		1:36.682	25.721	36.489	34.472	216.0	2		1:37.954	25.556	36.597	35.801	213.0	17:53:30.053
3		<b>1:35.084</b>	25.172	35.969	<b>33.943</b>	215.5	3		1:36.202	25.313	36.421	34.468	213.0	17:55:06.255
4		1:36.335	<b>24.964</b>	<b>35.880</b>	35.491	214.7	4		1:35.963	25.371	36.308	34.284	213.8	17:56:42.218
5		1:50.598 P	26.131	37.321	47.146	216.0	5		1:35.589	25.098	36.421	34.070	213.4	17:58:17.807
6		2:38.962 P	1:15.867	36.573	46.522	214.7	6		1:35.714	25.045	36.439	34.230	213.4	17:59:53.521
7		4:19.254	2:57.657	40.634	40.963	210.5	7		1:35.584	25.191	36.286	34.107	212.1	18:01:29.105
8		1:46.931	28.513	39.410	39.008	207.2	8		1:35.681	25.293	36.218	34.170	212.5	18:03:04.786
9		1:46.373	29.392	38.856	38.125	211.7	9		<del>1:35.130</del>	25.046	36.073	34.011	213.0	18:04:39.916
10		1:49.148	28.093	39.508	41.547	211.3	10		<del>1:35.127</del>	25.042	36.130	33.955	213.4	18:06:15.043
11		1:47.882	28.718	39.468	39.696	211.3	11		<del>1:34.875</del>	24.931	36.108	33.836	214.7	18:07:49.918
12		1:47.203	28.683	39.392	39.128	212.5	12		1:36.704	25.373	36.739	34.592	213.8	18:09:26.622
13		1:48.549	28.851	38.720	40.978	213.0	13		1:35.335	25.307	36.053	33.975	213.8	18:11:01.957
14		1:49.956	30.183	40.804	38.969	213.8	14		1:35.554	24.967	36.599	33.988	214.2	18:12:37.511
15		1:46.648	28.841	39.750	38.057	211.3	15		1:34.806	24.897	36.110	33.799	214.7	18:14:12.317
16		1:48.318	28.311	40.106	39.901	211.3	16		1:35.255	25.107	36.059	34.089	215.1	18:15:47.572
17		1:45.439	27.975	39.497	37.967	211.3	17		1:45.317 P	25.139	35.951	44.227	215.5	18:17:32.889
18		1:45.772	28.109	38.828	38.835	206.8	18		2:58.866	1:47.557	36.654	34.655	213.4	18:20:31.755
19		<del>1:46.640</del>	28.361	39.661	38.588	211.3	19		1:35.787	25.126	36.585	34.076	213.0	18:22:07.542
20		1:47.657	28.264	39.331	40.062	212.1	20		1:35.082	25.106	35.980	33.996	213.8	18:23:42.624
21		1:45.173	27.940	39.052	38.181	213.4	21		1:37.554	25.015	36.386	36.153	213.4	18:25:20.178
22		1:57.015 P	27.742	39.261	50.012	210.9	22		<del>1:34.947</del>	25.024	36.120	33.773	213.8	18:26:55.095

6							12							
Andrzej Lewandowski							Joel Monegro Reyes							
Ferrari 296 GT3							Porsche 911 GT3 R EVO (992)							
AM Adrian Lewandowski							AM Fach Auto Tech							
Baron Motorsport Team							PROAM							
Lap	D	Time	Sector 1	Sector 2	Sector 3	T. Spd	Lap	D	Time	Sector 1	Sector 2	Sector 3	T. Spd	Elapsed
1		17:52:53.291	17:51:40.011	37.774	35.506	214.2	1		17:51:54.699	17:50:42.554	37.028	35.117	213.4	17:51:54.699
2		1:36.809	25.513	36.555	34.741	214.2	2		1:37.624	26.038	36.590	34.996	214.2	17:53:32.323
3		1:37.070	25.624	36.515	34.931	215.1	3		1:37.119	26.137	36.362	34.620	214.2	17:55:09.442
4		1:36.376	25.598	36.329	34.449	214.7	4		1:36.885	25.901	36.413	34.571	214.2	17:56:46.327
5		1:35.811	25.231	36.157	34.423	215.1	5		1:36.243	25.337	36.385	34.521	214.2	17:58:22.570
6		4:15.296 P	25.168	36.152	3:13.976	215.1	6		1:36.322	25.383	36.374	34.565	213.8	17:59:58.892
7		2:02.615	46.879	39.600	36.136	213.0	7		1:36.019	25.204	36.289	34.526	212.5	18:01:34.911
8		1:37.003	25.717	36.648	34.638	214.2	8		1:36.214	25.399	36.342	34.473	213.4	18:03:11.125
9		1:35.485	25.368	36.047	34.070	215.1	9		<del>1:34.946</del>	25.518	36.301	57.127	213.8	18:05:10.071
10		<b>1:35.235</b>	25.224	35.921	34.090	216.4	10		1:59.304 P	31.705	39.729	47.870	211.3	18:07:09.375
11		<del>1:34.987</del>	25.160	<b>35.765</b>	34.062	216.4	11		8:32.721	7:18.632	38.137	35.952	214.2	18:15:42.096
12		<del>1:34.898</del>	<b>24.994</b>	35.982	<b>33.922</b>	216.8	12		<del>1:37.366</del>	25.383	37.024	34.959	216.0	18:17:19.462
13		5:01.305 P	25.634	36.840	3:58.831	216.4	13		1:36.658	25.595	36.563	34.500	214.7	18:18:56.120
14		<del>1:36.836</del>	43.112	37.146	36.578	213.8	14		1:37.417	25.515	36.140	35.762	215.1	18:20:33.537
15		<del>1:39.415</del>	25.566	36.920	36.929	215.1	15		1:38.470	26.036	36.552	35.882	215.1	18:22:12.007
16		1:37.774	25.753	37.155	34.866	214.7	16		1:36.169	25.638	36.193	34.338	214.2	18:23:48.176
17		1:35.846	25.317	36.004	34.525	215.5	17		1:35.950	25.358	36.081	34.511	214.7	18:25:24.126
18		1:36.964	25.315	36.010	35.639	214.2	18		1:38.637	25.324	36.133	37.180	216.0	18:27:02.763
19		1:42.238	27.209	36.772	38.257	216.4	19		1:36.724	25.518	36.552	34.654	216.0	18:28:39.487
20		1:38.022	25.319	36.698	36.005	216.8	20		<b>1:35.026</b>	<b>25.129</b>	<b>35.774</b>	<b>34.123</b>	216.0	18:30:14.513
21			25.478	36.122		216.4	21		1:52.659 P	26.925	37.602	48.132	215.5	18:32:07.172





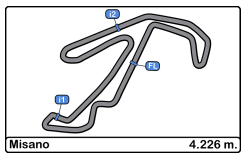
**Misano**  
International GT Open  
Free Practice - 3  
Lap Analysis



14							25								
Piotr Wira							Xolile Letlaka								
Aston Martin AMR Vantage GT3 EVO							Ferrari 296 GT3								
AM Tomasz Magdziarz							PROAM Axcil Jefferies								
Good Speed Racing Team							Into Africa Racing by Dragon								
Lap	D	Time	Sector 1	Sector 2	Sector 3	T. Spd	Lap	D	Time	Sector 1	Sector 2	Sector 3	T. Spd	Elapsed	
1		17:51:59.508	17:50:43.585	39.483	36.440	209.3	17:51:59.508	1	17:53:43.643	17:52:28.742	38.336	36.565	211.3	17:53:43.643	
2		1:39.741	26.828	37.183	35.730	213.8	17:53:39.249	2	1:38.819	26.065	37.174	35.580	213.0	17:55:22.462	
3		1:38.063	25.874	36.780	35.409	214.2	17:55:17.312	3	1:40.276	27.658	36.957	35.661	213.0	17:57:02.738	
4		1:45.072	25.985	36.576	42.511	215.1	17:57:02.384	4	1:38.200	25.833	36.800	35.567	213.0	17:58:40.938	
5		<del>1:44.897</del>	29.361	39.578	35.958	213.4	17:58:47.281	5	<del>1:38.477</del>	26.082	36.860	35.535	212.1	18:00:19.415	
6		<del>1:49.532</del> P	25.646	39.295	2:14.591	212.5	18:02:06.813	6	1:37.848	25.934	36.629	35.285	212.5	18:01:57.263	
7		1:57.355	43.138	37.856	36.361	212.1	18:04:04.168	7	1:37.482	25.688	36.601	35.193	213.0	18:03:34.745	
8		1:38.615	26.148	36.892	35.575	214.2	18:05:42.783	8	1:37.646	25.814	36.516	35.316	213.8	18:05:12.391	
9		<del>1:38.044</del>	25.869	36.912	35.263	214.7	18:07:20.827	9	1:37.175	25.516	36.828	34.831	214.2	18:06:49.566	
10		1:38.515	25.513	36.874	36.128	214.7	18:08:59.342	10	1:37.307	25.613	36.472	35.222	214.7	18:08:26.873	
11		1:37.372	25.504	36.518	35.350	216.0	18:10:36.714	11	2:42.696	P	25.714	36.550	1:40.432	215.5	18:11:09.569
12		1:36.432	25.347	36.129	34.956	216.0	18:12:13.146	12	1:54.944	42.583	37.029	35.332	213.8	18:13:04.513	
13		1:37.105	25.696	36.552	34.857	216.0	18:13:50.251	13	1:37.241	25.605	36.575	35.061	214.2	18:14:41.754	
14		<del>1:36.125</del>	25.135	36.209	34.781	216.0	18:15:26.376	14	1:37.512	25.584	36.722	35.206	213.0	18:16:19.266	
15		1:36.161	25.280	36.179	34.702	216.0	18:17:02.537	15	1:37.540	25.779	36.739	35.022	213.4	18:17:56.806	
16		<del>1:36.534</del>	25.246	36.415	34.873	216.4	18:18:39.071	16	1:43.775	25.872	38.090	39.813	131.2	18:19:40.581	
17		1:42.199	28.937	37.977	35.285	215.5	18:20:21.270	17	1:37.638	25.828	36.730	35.080	215.5	18:21:18.219	
18		1:36.574	25.400	36.363	34.811	215.5	18:21:57.844	18	1:37.152	25.735	36.590	34.827	214.2	18:22:55.371	
19		1:37.349	26.280	36.310	34.759	215.5	18:23:35.193	19	1:37.173	25.474	36.837	34.862	215.1	18:24:32.544	
20		<del>1:36.478</del>	25.259	36.313	34.906	216.4	18:25:11.671	20	1:36.804	25.572	36.483	34.749	215.5	18:26:09.348	
21		1:36.199	25.366	36.266	34.567	216.0	18:26:47.870	21	1:37.372	25.719	36.754	34.899	215.1	18:27:46.720	
22		1:36.863	25.974	36.247	34.642	216.4	18:28:24.733	22	1:36.772	25.335	36.675	34.762	214.2	18:29:23.492	
23		1:36.731	25.309	36.194	35.228	216.8	18:30:01.464	23		27.228	37.098			210.5	
24			25.343	36.019		216.8									

16							26									
Marcelo Hahn							Michaël Blanchemain									
Ferrari 296 GT3							Audi R8 LMS GT3 Evo II									
AM Galid Osman							PROAM Jim Pla									
AF Corse							Saintéloc Racing									
Lap	D	Time	Sector 1	Sector 2	Sector 3	T. Spd	Lap	D	Time	Sector 1	Sector 2	Sector 3	T. Spd	Elapsed		
1		17:52:20.999	17:50:51.202	45.079	44.718	175.6	17:52:20.999	1	17:53:16.874	17:52:01.950	38.923	36.001	213.4	17:53:16.874		
2		1:53.550	32.104	40.698	40.748	207.2	17:54:14.549	2	1:40.969	27.219	37.968	35.782	213.0	17:54:57.843		
3		1:42.416	27.990	38.615	35.811	211.3	17:55:56.965	3	1:38.072	26.179	36.960	34.933	215.1	17:56:35.915		
4		1:38.112	25.951	36.972	35.189	211.7	17:57:35.077	4	1:38.580	25.675	37.692	35.213	213.0	17:58:14.495		
5		1:49.793	37.301	37.318	35.174	212.5	17:59:24.870	5	1:50.166	P	25.894	36.796	47.476	214.7	18:00:04.661	
6		1:38.072	25.998	36.518	35.556	211.3	18:01:02.942	6	2:49.923	1:34.296	37.014	38.613	213.0	18:02:54.584		
7		1:39.046	26.181	37.127	35.738	212.1	18:02:41.988	7	1:38.438	26.330	37.217	34.891	214.7	18:04:33.022		
8		1:38.563	26.282	36.756	35.525	212.1	18:04:20.551	8	1:39.527	27.163	37.409	34.955	214.2	18:06:12.549		
9		1:52.326	P	26.256	37.853	48.217	213.0	18:06:12.877	9	1:36.858	25.287	36.683	34.888	215.5	18:07:49.407	
10		4:32.628	3:20.410	37.194	35.024	213.8	18:10:45.505	10	1:37.102	25.628	36.776	34.698	216.8	18:09:26.509		
11		1:37.865	26.205	36.720	34.940	213.8	18:12:23.370	11	1:40.192	26.664	37.601	35.927	215.5	18:11:06.701		
12		1:37.126	25.852	36.420	34.854	213.8	18:14:00.496	12	1:35.899	25.264	36.415	34.220	216.0	18:12:42.600		
13		1:43.647	31.110	37.574	34.963	214.2	18:15:44.143	13	1:37.007	25.347	37.116	34.544	216.8	18:14:19.607		
14		1:36.978	25.692	36.685	34.601	214.7	18:17:21.121	14	1:36.349	25.230	36.681	34.438	215.5	18:15:55.956		
15		1:36.975	25.680	36.407	34.888	214.2	18:18:58.096	15	1:35.857	25.009	36.552	34.296	216.4	18:17:31.813		
16		1:37.260	25.752	36.505	35.003	213.0	18:20:35.356	16	1:36.812	25.377	36.646	34.789	215.5	18:19:08.625		
17		1:48.145	P	25.610	36.495	46.040	213.4	18:22:23.501	17	1:40.063	25.502	37.576	36.985	214.2	18:20:48.688	
18		3:27.894	2:16.123	36.757	35.014	213.4	18:25:51.395	18	1:38.977	25.711	37.618	35.648	215.1	18:22:27.665		
19		1:37.945	25.735	36.606	35.604	214.7	18:27:29.340	19	1:36.457	25.328	36.402	34.727	216.4	18:24:04.122		
20		1:37.552	26.191	36.416	34.945	215.1	18:29:06.892	20	<del>1:36.353</del>	25.516	36.231	34.606	215.1	18:25:40.475		
21		1:37.219	25.805	36.391	35.023	213.8	18:30:44.111	21	<del>1:36.330</del>	25.427	36.534	34.369	215.5	18:27:16.805		
22		2:05.192	P	32.712	41.705	50.775	208.4	18:32:49.303	22	1:38.149	25.439	37.332	35.378	214.2	18:28:54.954	
23									23	1:35.998	25.157	36.532	34.309	217.3	18:30:30.952	
24									24	2:03.320	P	29.594	40.880	52.846	213.0	18:32:34.272





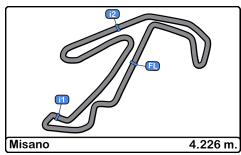
**Misano**  
**International GT Open**  
**Free Practice - 3**  
**Lap Analysis**



39 Huilin Han Ferrari 296 GT3							55 Laurent De Meeus Ferrari 296 GT3 EVO								
AM Target Racing							PROAM Vincent Abril AF Corse								
Lap	D	Time	Sector 1	Sector 2	Sector 3	T. Spd	Elapsed	Lap	D	Time	Sector 1	Sector 2	Sector 3	T. Spd	Elapsed
1		17:52:33.075	17:51:17.382	38.524	37.169	214.2	17:52:33.075	1		17:52:58.323	17:51:43.907	38.140	36.276	213.8	17:52:58.323
2		1:39.424	26.189	37.085	36.150	215.1	17:54:12.499	2		1:39.054	26.180	36.914	35.960	213.8	17:54:37.377
3		1:37.353	25.446	37.123	34.784	214.2	17:55:49.852	3		1:38.559	26.169	36.977	35.413	213.0	17:56:15.936
4		1:37.248	25.337	37.070	34.841	215.1	17:57:27.100	4		<del>1:37.993</del>	26.202	36.693	35.098	214.2	17:57:53.929
5		1:36.289	25.314	36.641	34.334	216.0	17:59:03.389	5		1:38.030	26.090	36.629	35.311	214.7	17:59:31.959
6		1:37.447	25.658	36.866	34.923	214.7	18:00:40.836	6		1:38.162	25.992	36.885	35.285	213.0	18:01:10.121
7		2:35.804 P	25.795	36.835	1:33.174	214.2	18:03:16.640	7		<del>1:37.554</del>	25.964	36.772	34.815	213.0	18:02:47.672
8		1:54.685	42.618	37.252	34.815	213.8	18:05:11.325	8		1:37.211	25.805	36.500	34.906	214.2	18:04:24.883
9		1:36.680	25.333	36.493	34.854	215.1	18:06:48.005	9		3:31.569 P	26.084	37.263	2:28.222	214.2	18:07:56.452
10		<b>1:35.915</b>	25.112	36.359	34.444	215.1	18:08:23.920	10		1:55.278	42.681	37.446	35.151	212.5	18:09:51.730
11		1:36.019	25.031	36.385	34.603	216.0	18:09:59.939	11		1:37.454	25.518	36.458	35.478	214.7	18:11:29.184
12		1:37.798	25.087	36.482	36.229	215.5	18:11:37.737	12		1:40.830	27.604	36.857	36.369	216.8	18:13:10.014
13		1:36.037	<b>24.921</b>	36.591	34.525	216.0	18:13:13.774	13		<b>1:36.375</b>	25.667	36.209	<b>34.499</b>	215.5	18:14:46.389
14		2:53.693 P	28.255	37.887	1:47.551	215.5	18:16:07.467	14		1:36.387	<b>25.489</b>	36.372	34.526	217.3	18:16:22.776
15		3:01.406 P	42.638	37.605	1:41.163	214.7	18:19:08.873	15		<del>1:36.742</del>	25.620	<b>36.006</b>	35.086	217.3	18:17:59.488
16		1:53.842	42.103	36.836	34.903	215.1	18:21:02.715	16		1:36.714	25.573	36.187	34.954	216.0	18:19:36.202
17		1:37.711	26.096	37.128	34.487	214.7	18:22:40.426	17		1:36.430	25.561	36.213	34.656	216.0	18:21:12.632
18		1:36.309	25.409	<b>36.313</b>	34.587	216.0	18:24:16.735	18		1:36.736	25.666	36.342	34.728	216.4	18:22:49.368
19		1:36.546	25.360	36.898	<b>34.288</b>	215.5	18:25:53.281	19		1:36.425	25.496	36.212	34.717	216.4	18:24:25.793
20		<del>1:45.185</del>	25.140	36.388	43.657	216.4	18:27:38.466	20		1:37.007	25.644	36.328	35.035	216.0	18:26:02.800
21		1:44.027	25.948	38.472	39.607	216.4	18:29:22.493	21			28.903	41.656		216.0	
22			25.399	36.424		216.4		22							

54 Dexter Müller Mercedes AMG GT3 EVO							75 Filip Salaquarda Audi R8 LMS GT3 Evo II								
PROAM Yannick Mettler CBRX by SPS							PROAM Libor Milota Team ISR								
Lap	D	Time	Sector 1	Sector 2	Sector 3	T. Spd	Elapsed	Lap	D	Time	Sector 1	Sector 2	Sector 3	T. Spd	Elapsed
1		17:52:28.447	17:51:13.145	39.213	36.089	214.2	17:52:28.447	1		17:52:39.280	17:51:20.668	37.977	40.635	213.8	17:52:39.280
2		1:38.742	26.128	36.820	35.794	215.1	17:54:07.189	2		1:36.361	25.878	36.402	34.081	216.8	17:54:15.641
3		1:39.057	26.188	36.600	36.269	214.7	17:55:46.246	3		1:35.562	25.555	36.021	33.986	216.4	17:55:51.203
4		1:36.979	25.911	36.443	34.625	215.1	17:57:23.225	4		1:38.948	25.049	36.389	37.510	216.0	17:57:30.151
5		1:37.345	25.618	36.510	35.217	216.0	17:59:00.570	5		1:34.778	25.123	35.883	33.772	217.3	17:59:04.929
6		1:38.066	25.902	36.363	35.801	215.5	18:00:38.636	6		1:41.049	26.307	37.297	37.445	213.8	18:00:45.978
7		<del>1:36.407</del>	25.458	36.349	34.600	214.2	18:02:15.043	7		1:47.043 P	25.095	36.002	45.946	215.5	18:02:33.021
8		<del>2:05.149</del> P	25.353	53.134	46.662	213.0	18:04:20.192	8		6:45.407	5:32.976	37.461	34.970	213.0	18:09:18.428
9		2:38.883	1:27.162	36.621	35.100	214.7	18:06:59.075	9		<del>1:34.844</del>	25.026	35.931	33.884	216.4	18:10:53.269
10		1:35.490	25.249	36.116	34.125	215.1	18:08:34.565	10		<b>1:34.208</b>	<b>24.735</b>	<b>35.687</b>	33.786	216.4	18:12:27.477
11		1:35.535	25.434	36.165	<b>33.936</b>	217.3	18:10:10.100	11		1:34.563	24.802	35.995	<b>33.766</b>	217.7	18:14:02.040
12		<del>1:35.323</del>	25.119	36.079	34.125	217.3	18:11:45.423	12		1:38.202	25.502	37.606	35.094	212.5	18:15:40.242
13		1:35.888	25.452	36.270	34.166	216.8	18:13:21.311	13		1:35.086	25.034	35.878	34.174	216.8	18:17:15.328
14		1:48.642 P	<b>25.091</b>	36.440	47.111	216.4	18:15:09.953	14		1:46.992 P	25.077	36.528	45.387	217.3	18:19:02.320
15		<del>2:50.725</del>	1:36.365	37.009	37.351	216.4	18:18:00.678	15		2:53.868 P	1:26.353	39.122	48.393	211.7	18:21:56.188
16		1:36.746	25.426	36.653	34.667	216.4	18:19:37.424								
17		1:36.126	25.290	36.335	34.501	217.7	18:21:13.550								
18		1:36.630	25.438	36.689	34.503	217.7	18:22:50.180								
19		1:37.412	25.295	36.176	35.941	217.3	18:24:27.592								
20		1:35.816	25.200	36.304	34.312	216.8	18:26:03.408								
21		1:35.887	25.788	<b>35.963</b>	34.136	217.3	18:27:39.295								
22		1:37.919	25.768	36.483	35.668	217.7	18:29:17.214								
23		<b>1:35.449</b>	25.153	36.201	34.095	216.4	18:30:52.663								
24		1:56.615 P	26.995	39.651	49.969	215.1	18:32:49.278								





**Misano**  
**International GT Open**  
**Free Practice - 3**  
**Lap Analysis**

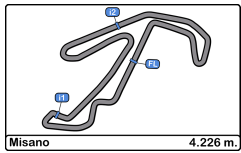


77							81								
Alfredo Hernández							Mercedes AMG GT3 EVO								
AM							PROAM								
Grupo Prom Racing Team							Charles Fagg								
Norik Racing							Norik Racing								
Lap	D	Time	Sector 1	Sector 2	Sector 3	T. Spd	Elapsed	Lap	D	Time	Sector 1	Sector 2	Sector 3	T. Spd	Elapsed
1		17:55:34.668	17:54:17.374	39.614	37.680	210.1	17:55:34.668	1		17:53:30.478	17:52:01.545	44.704	44.229	204.1	17:53:30.478
2		1:39.105	26.170	37.377	35.558	213.0	17:57:13.773	2		1:50.404	29.880	39.509	41.015	211.7	17:55:20.882
3		1:41.265	27.528	38.329	35.408	214.7	17:58:55.038	3		1:50.971	30.630	40.429	39.912	211.7	17:57:11.853
4		<del>1:39.169</del>	25.863	37.962	35.344	213.8	18:00:34.207	4		1:49.737	28.966	40.824	39.947	212.1	17:59:01.590
5		1:38.441	26.003	36.796	35.642	213.4	18:02:12.648	5		1:47.295	28.699	39.543	39.053	211.3	18:00:48.885
6		1:38.250	25.708	36.743	35.799	214.2	18:03:50.898	6		1:44.967	28.067	39.244	37.656	212.1	18:02:33.852
7		1:37.740	25.612	36.672	35.456	214.2	18:05:28.638	7		1:44.557	27.800	38.891	37.866	212.5	18:04:18.409
8		1:36.928	25.764	36.382	34.782	214.7	18:07:05.566	8		3:28.609 P	28.034	39.806	2:20.769	213.4	18:07:47.018
9		1:37.226	25.792	36.437	34.997	214.2	18:08:42.792	9		2:01.035	44.434	38.760	37.841	213.4	18:09:48.053
10		1:37.457	26.365	36.336	34.756	216.4	18:10:20.249	10		1:40.877	27.051	37.487	36.339	213.4	18:11:28.930
11		1:36.346	25.448	36.342	34.556	216.4	18:11:56.595	11		1:44.220	28.436	37.860	37.924	215.1	18:13:13.150
12		1:37.003	25.729	36.645	34.629	215.5	18:13:33.598	12		1:51.336	29.859	38.403	43.074	214.2	18:15:04.486
13		<b>1:36.163</b>	<b>25.406</b>	36.298	<b>34.459</b>	216.8	18:15:09.761	13		1:44.280	26.987	38.380	38.913	214.2	18:16:48.766
14		1:39.156	25.412	36.315	37.429	216.4	18:16:48.917	14		1:46.053	28.590	39.691	37.772	213.0	18:18:34.819
15		1:44.909	28.581	39.784	36.544	216.0	18:18:33.826	15		1:40.842	27.210	37.621	36.011	215.5	18:20:15.661
16		1:37.075	26.037	<b>36.269</b>	34.769	215.1	18:20:10.901	16		1:41.074	27.018	37.966	36.090	215.5	18:21:56.735
17		1:37.042	25.604	36.433	35.005	215.1	18:21:47.943	17		1:42.243	28.301	38.081	<b>35.861</b>	214.2	18:23:38.978
18		1:50.469 P	25.612	36.375	48.482	216.0	18:23:38.412	18		1:42.182	26.841	38.093	37.248	214.7	18:25:21.160
19		3:01.391 P	1:37.060	36.877	47.454	215.1	18:26:39.803	19		1:41.612	26.925	37.333	37.354	215.1	18:27:02.772
20		3:15.592 P	1:37.911	44.191	53.490	198.1	18:29:55.395	20		1:43.412	28.888	38.343	36.181	213.4	18:28:46.184

79							88						
Seweryn Mazur							Lamborghini Huracan Evo 2						
AM							PROAM						
Sendon Racing Team							Darren Kell						
Track Focused							Track Focused						

Lap	D	Time	Sector 1	Sector 2	Sector 3	T. Spd	Elapsed	Lap	D	Time	Sector 1	Sector 2	Sector 3	T. Spd	Elapsed
1		17:54:49.493 P			17:54:49.493		17:54:49.493	1		18:18:22.417	18:17:08.760	37.803	35.854	172.2	18:18:22.417
2		2:06.376 P	43.695	37.456	45.225	213.4	17:56:55.869	2		1:36.826	26.079	<b>36.205</b>	<b>34.542</b>	216.4	18:19:59.243
3		2:40.303 P	42.338	36.716	1:21.249	217.7	17:59:36.172	3		<b>1:36.797</b>	25.768	36.390	34.639	213.4	18:21:36.040
4		3:02.586 P	42.080	37.601	1:42.905	216.4	18:02:38.758	4		1:46.549 P	<b>25.006</b>	36.709	44.834	197.4	18:23:22.589
5		1:52.863	41.654	36.390	34.819	217.7	18:04:31.621	5		5:20.366	4:04.644	38.967	36.755	214.7	18:28:42.955
6		1:36.021	25.593	36.302	34.126	218.1	18:06:07.642	6		1:42.777	26.568	37.706	38.503	211.7	18:30:25.732
7		1:37.020	25.446	37.272	34.302	216.8	18:07:44.662	7		1:57.234 P	28.543	37.468	51.223	219.0	18:32:22.966
8		1:35.671	25.450	35.994	34.227	219.0	18:09:20.333								
9		1:36.915	26.341	36.248	34.326	218.6	18:10:57.248								
10		1:36.288	25.897	36.133	34.258	218.1	18:12:33.536								
11		<del>1:35.487</del>	25.147	36.141	34.199	219.9	18:14:09.023								
12		2:54.783 P	26.341	37.124	1:51.318	218.1	18:17:03.806								
13		2:00.532	41.790	40.335	38.407	140.2	18:19:04.338								
14		1:34.545	24.931	35.814	33.800	217.7	18:20:38.883								
15		1:39.793	24.999	40.096	34.698	179.4	18:22:18.676								
16		<b>1:34.409</b>	<b>24.816</b>	36.103	<b>33.490</b>	219.0	18:23:53.085								
17		<del>1:35.254</del>	25.179	35.883	34.189	217.3	18:25:28.336								
18		1:34.796	25.068	<b>35.677</b>	34.051	218.1	18:27:03.132								
19		1:46.525	25.853	43.122	37.550	152.9	18:28:49.657								
20			24.995	35.730		220.8									





**Misano**  
**International GT Open**  
**Free Practice - 3**  
**Lap Analysis**



777

Marcin Jedliński

Ferrari 296 GT3 EVO

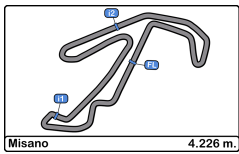
PROAM

Karol Basz

Olimp Racing

Lap	D	Time	Sector 1	Sector 2	Sector 3	T. Spd	Elapsed
1		17:52:27.276	17:51:12.100	37.875	37.301	213.8	17:52:27.276
2		1:39.039	26.252	37.261	35.526	214.7	17:54:06.315
3		1:37.794	26.255	36.627	34.912	215.5	17:55:44.109
4		1:36.927	25.685	36.414	34.828	216.0	17:57:21.036
5		1:38.929	25.536	36.418	36.975	217.3	17:58:59.965
6		1:36.023	25.507	36.147	34.369	215.1	18:00:35.988
7		1:36.938	25.608	36.390	34.940	216.0	18:02:12.926
8		1:42.796	25.972	36.485	40.339	215.1	18:03:55.722
9		1:37.664	25.908	37.035	34.721	215.5	18:05:33.386
10		1:35.943	25.471	36.052	34.420	216.0	18:07:09.329
11		1:35.437	25.206	36.159	34.072	216.8	18:08:44.766
12		1:49.594 P	25.520	36.245	47.829	217.7	18:10:34.360
13		2:53.270	1:37.668	39.932	35.670	166.1	18:13:27.630
14		1:37.054	25.128	36.279	35.647	216.8	18:15:04.684
15		1:40.169	27.201	36.604	36.364	218.1	18:16:44.853
16		1:35.309	25.294	36.036	33.979	216.8	18:18:20.162
17		1:34.903	24.979	35.977	33.947	217.3	18:19:55.065
18		1:36.699	25.366	36.162	35.171	215.5	18:21:31.764
19		1:34.457	24.889	35.496	34.072	217.3	18:23:06.221
20		1:42.731	28.338	37.511	36.882	196.3	18:24:48.952
21		1:34.917	24.861	35.985	34.071	217.7	18:26:23.869
22		1:39.583	27.789	37.349	34.445	217.3	18:28:03.452
23		1:53.075 P	24.980	36.153	51.942	218.1	18:29:56.527



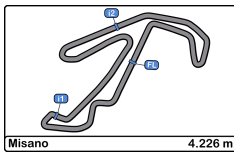


**Misano**  
**International GT Open**  
**Free Practice - 3**  
**Best Sectors Results**



Sector - 1			Sector - 2			Sector - 3			Ideal Lap vs Best Lap		
Clas	Nº Driver	Time	Nº Driver	Time	Nº Driver	Time	Clas	Nº Driver	Ideal Lap	Best Lap	Clas
1	75 Salaquarda - Milota	24.735	777 Jedliński - Basz	35.496	79 Seweryn Mazur	33.490	1	79 Seweryn Mazur	1:33.983	1:34.409	2
2	79 Seweryn Mazur	24.816	79 Seweryn Mazur	35.677	11 Wolf - Fach	33.693	2	75 Salaquarda - Milota	1:34.188	1:34.208	1
3	777 Jedliński - Basz	24.861	75 Salaquarda - Milota	35.687	75 Salaquarda - Milota	33.766	3	777 Jedliński - Basz	1:34.304	1:34.457	4
4	11 Wolf - Fach	24.875	6 Lewandowski - Lewandowski	35.765	6 Lewandowski - Lewandowski	33.922	4	11 Wolf - Fach	1:34.380	1:34.430	3
5	39 Huilin Han	24.921	12 Joel Monegro Reyes	35.774	54 Müller - Mettler	33.936	5	6 Lewandowski - Lewandowski	1:34.681	1:35.235	7
6	5 Jedliński - Korzeniowski	24.964	11 Wolf - Fach	35.812	5 Jedliński - Korzeniowski	33.943	6	5 Jedliński - Korzeniowski	1:34.787	1:35.084	6
7	6 Lewandowski - Lewandowski	24.994	5 Jedliński - Korzeniowski	35.880	777 Jedliński - Basz	33.947	7	54 Müller - Mettler	1:34.990	1:35.449	8
8	88 Kell - Kell	25.006	54 Müller - Mettler	35.963	12 Joel Monegro Reyes	34.123	8	12 Joel Monegro Reyes	1:35.026	1:35.026	5
9	26 Blanchemain - Pla	25.009	55 De Meeus - Abril	36.006	26 Blanchemain - Pla	34.220	9	26 Blanchemain - Pla	1:35.460	1:35.857	9
10	54 Müller - Mettler	25.091	14 Wira - Magdziarz	36.019	39 Huilin Han	34.288	10	39 Huilin Han	1:35.522	1:35.915	10
11	12 Joel Monegro Reyes	25.129	88 Kell - Kell	36.205	77 Alfredo Hernández	34.459	11	14 Wira - Magdziarz	1:35.721	1:36.161	11
12	14 Wira - Magdziarz	25.135	26 Blanchemain - Pla	36.231	55 De Meeus - Abril	34.499	12	88 Kell - Kell	1:35.753	1:36.797	15
13	25 Letlaka - Jefferies	25.335	77 Alfredo Hernández	36.269	88 Kell - Kell	34.542	13	55 De Meeus - Abril	1:35.994	1:36.375	13
14	77 Alfredo Hernández	25.406	39 Huilin Han	36.313	14 Wira - Magdziarz	34.567	14	77 Alfredo Hernández	1:36.134	1:36.163	12
15	55 De Meeus - Abril	25.489	16 Hahn - Osman	36.391	16 Hahn - Osman	34.601	15	25 Letlaka - Jefferies	1:36.556	1:36.772	14
16	16 Hahn - Osman	25.610	25 Letlaka - Jefferies	36.472	25 Letlaka - Jefferies	34.749	16	16 Hahn - Osman	1:36.602	1:36.975	16
17	81 Shibata - Fagg	26.645	81 Shibata - Fagg	37.122	81 Shibata - Fagg	35.861	17	81 Shibata - Fagg	1:39.628	1:39.840	17



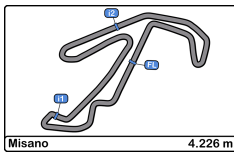


**Misano**  
**International GT Open**  
**Free Practice - 3**  
**Best 5 Lap Times**



Cl	N° Entrant/Team	Nat	Driver 1	Nat	Driver 2	Nat	Vehicle	Cat	Cl	Best 1		Best 2		Best 3		Best 4		Best 5	
										Time	Lap	Time	Lap	Time	Lap	Time	Lap	Time	Lap
1	75 Team ISR	CZE	Filip Salaquarda	CZE	Libor Milota	CZE	Audi R8 LMS GT3 Evo II	PROAM	1	1:34.208	10	1:34.563	11	1:34.778	5	1:35.086	13	1:35.562	3
2	79 Sedom Racing Team	POL	Seweryn Mazur	POL			Lamborghini Huracan Evo 2	AM	1	1:34.409	16	1:34.545	14	1:34.796	18	1:35.671	8	1:36.021	6
3	11 Fach Auto Tech	CHE	Lucas Wolf	DEU	Alexander Fach	CHE	Porsche 911 GT3 R EVO (992)	PROAM	2	1:34.430	24	1:34.697	23	1:34.806	15	1:35.082	20	1:35.255	16
4	777 Olimp Racing	POL	Marcin Jedliński	POL	Karol Basz	POL	Ferrari 296 GT3 EVO	PROAM	3	1:34.457	19	1:34.903	17	1:34.917	21	1:35.309	16	1:35.437	11
5	12 Fach Auto Tech	CHE	Joel Monegro Reyes	DNK			Porsche 911 GT3 R EVO (992)	AM	2	1:35.026	20	1:35.950	17	1:36.019	7	1:36.169	16	1:36.214	8
6	5 Olimp Racing	POL	Stanislaw Jedliński	POL	Krystian Korzeniowski	POL	Ferrari 296 GT3 EVO	AM	3	1:35.084	3	1:36.335	4	1:36.682	2	1:45.173	21	1:45.439	17
7	6 Baron Motorsport Team	AUT	Andrzej Lewandowski	POL	Adrian Lewandowski	POL	Ferrari 296 GT3	AM	4	1:35.235	10	1:35.485	9	1:35.811	5	1:35.846	17	1:36.376	4
8	54 CBRX by SPS	DEU	Dexter Müller	CHE	Yannick Mettler	CHE	Mercedes AMG GT3 EVO	PROAM	4	1:35.449	23	1:35.490	10	1:35.535	11	1:35.816	20	1:35.887	21
9	26 Saintéloc Racing	FRA	Michaël Blanchemain	FRA	Jim Pla	FRA	Audi R8 LMS GT3 Evo II	PROAM	5	1:35.857	15	1:35.899	12	1:35.998	23	1:36.349	14	1:36.457	19
10	39 Target Racing	ITA	Huilin Han	CHN			Ferrari 296 GT3	AM	5	1:35.915	10	1:36.019	11	1:36.037	13	1:36.289	5	1:36.309	18
11	14 Good Speed Racing Team	POL	Piotr Wira	POL	Tomasz Magdziarz	POL	Aston Martin AMR Vantage GT3	AM	6	1:36.161	15	1:36.199	21	1:36.432	12	1:36.574	18	1:36.731	23
12	77 Grupo Prom Racing Team	DEU	Alfredo Hernández	MEX			Mercedes AMG GT3 EVO	AM	7	1:36.163	13	1:36.346	11	1:36.928	8	1:37.003	12	1:37.042	17
13	55 AF Corse	ITA	Laurent De Meeus	BEL	Vincent Abril	FRA	Ferrari 296 GT3 EVO	PROAM	6	1:36.375	13	1:36.387	14	1:36.425	19	1:36.430	17	1:36.714	16
14	25 Into Africa Racing by Dragon Racing Intl.	ARE	Xolile Letlaka	ZAF	Axcil Jefferies	ZWE	Ferrari 296 GT3	PROAM	7	1:36.772	22	1:36.804	20	1:37.152	18	1:37.173	19	1:37.175	9
15	88 Track Focused	GBR	Darren Kell	GBR	James Kell	GBR	McLaren 720 Evo GT3	PROAM	8	1:36.797	3	1:36.826	2	1:42.777	6	1:46.549	4	1:57.234	7
16	16 AF Corse	ITA	Marcelo Hahn	BRA	Galid Osman	BRA	Ferrari 296 GT3	AM	8	1:36.975	15	1:36.978	14	1:37.126	12	1:37.219	21	1:37.260	16
17	81 Norik Racing	JPN	Norikazu Shibata	JPN	Charles Fagg	GBR	Ferrari 296 GT3	PROAM	9	1:39.840	21	1:40.842	15	1:40.877	10	1:41.074	16	1:41.612	19



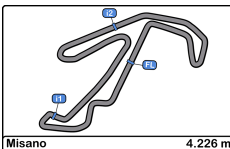


**Misano**  
**International GT Open**  
**Free Practice - 3**  
**Best 5 Top Speeds**



Cl	N° Entrant/Team	Nat	Driver 1	Nat	Driver 2	Nat	Vehicle	Cat	Cl	Top 1		Top 2		Top 3		Top 4		Top 5		Avg
										Km/h	Lap	Km/h	Lap	Km/h	Lap	Km/h	Lap	Km/h	Lap	
1	79 Sendom Racing Team	POL	Seweryn Mazur	POL			Lamborghini Huracan Evo 2	AM	1	220.8	20	219.9	11	219.0	8	219.0	16	218.6	9	219.5
2	88 Track Focused	GBR	Darren Kell	GBR	James Kell	GBR	McLaren 720 Evo GT3	PROAM	1	219.0	7	216.4	2	214.7	5	213.4	3	211.7	6	215.0
3	777 Olimp Racing	POL	Marcin Jedliński	POL	Karol Basz	POL	Ferrari 296 GT3 EVO	PROAM	2	218.1	15	218.1	23	217.7	12	217.7	21	217.3	5	217.8
4	54 CBRX by SPS	DEU	Dexter Müller	CHE	Yannick Mettler	CHE	Mercedes AMG GT3 EVO	PROAM	3	217.7	17	217.7	18	217.7	22	217.3	11	217.3	12	217.5
5	75 Team ISR	CZE	Filip Salaquarda	CZE	Libor Milota	CZE	Audi R8 LMS GT3 Evo II	PROAM	4	217.7	11	217.3	5	217.3	14	216.8	2	216.8	13	217.2
6	26 Saintéloc Racing	FRA	Michaël Blanchemain	FRA	Jim Pla	FRA	Audi R8 LMS GT3 Evo II	PROAM	5	217.3	23	216.8	10	216.8	13	216.4	15	216.4	19	216.7
7	55 AF Corse	ITA	Laurent De Meeus	BEL	Vincent Abril	FRA	Ferrari 296 GT3 EVO	PROAM	6	217.3	14	217.3	15	216.8	12	216.4	18	216.4	19	216.8
8	6 Baron Motorsport Team	AUT	Andrzej Lewandowski	POL	Adrian Lewandowski	POL	Ferrari 296 GT3	AM	2	216.8	12	216.8	20	216.4	10	216.4	11	216.4	13	216.6
9	14 Good Speed Racing Team	POL	Piotr Wira	POL	Tomasz Magdziarz	POL	Aston Martin AMR Vantage GT3	AM	3	216.8	23	216.8	24	216.4	16	216.4	20	216.4	22	216.6
10	77 Grupo Prom Racing Team	DEU	Alfredo Hernández	MEX			Mercedes AMG GT3 EVO	AM	4	216.8	13	216.4	10	216.4	11	216.4	14	216.0	15	216.4
11	81 Norik Racing	JPN	Norikazu Shibata	JPN	Charles Fagg	GBR	Ferrari 296 GT3	PROAM	7	216.8	21	215.5	15	215.5	16	215.5	22	215.1	11	215.7
12	39 Target Racing	ITA	Huilin Han	CHN			Ferrari 296 GT3	AM	5	216.4	20	216.4	21	216.4	22	216.0	5	216.0	11	216.2
13	5 Olimp Racing	POL	Stanislaw Jedliński	POL	Krystian Korzeniowski	POL	Ferrari 296 GT3 EVO	AM	6	216.0	2	216.0	5	215.5	3	215.1	1	214.7	4	215.4
14	12 Fach Auto Tech	CHE	Joel Monegro Reyes	DOM			Porsche 911 GT3 R EVO (992)	AM	7	216.0	12	216.0	18	216.0	19	216.0	20	215.5	21	215.9
15	11 Fach Auto Tech	CHE	Lucas Wolf	DEU	Alexander Fach	CHE	Porsche 911 GT3 R EVO (992)	PROAM	8	215.5	17	215.1	16	214.7	11	214.7	15	214.2	14	214.8
16	25 Into Africa Racing by Dragon Racing Intl.	ARE	Xolile Letlaka	ZAF	Axcil Jefferies	ZAF	Ferrari 296 GT3	PROAM	9	215.5	11	215.5	17	215.5	20	215.1	19	215.1	21	215.3
17	16 AF Corse	ITA	Marcelo Hahn	BRA	Galid Osman	BRA	Ferrari 296 GT3	AM	8	215.1	20	214.7	14	214.7	19	214.2	13	214.2	15	214.6



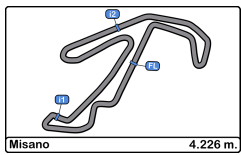


**Misano**  
**International GT Open**  
**Free Practice - 3**  
**Fastest Laps Sequence**



Lap	Time of Day	Session Time	N° Entrant/Team	Nat	Driver 1	Nat	Driver 2	Nat	Vehicle	Cat	Time	Km/h
2	17:53:30.053	3:30.053	11 Fach Auto Tech		Lucas Wolf		Alexander Fach		Porsche 911 GT3 R EVO (992)	PROAM	<b>1:37.954</b>	155.3
2	17:53:32.323	3:32.323	12 Fach Auto Tech		Joel Monegro Reyes				Porsche 911 GT3 R EVO (992)	AM	<b>1:37.624</b>	155.8
2	17:54:02.433	4:02.433	5 Olimp Racing		Stanislaw Jedliński		Krystian Korzeniowski		Ferrari 296 GT3 EVO	AM	<b>1:36.682</b>	157.3
2	17:54:15.641	4:15.641	75 Team ISR		Filip Salaquarda		Libor Milota		Audi R8 LMS GT3 Evo II	PROAM	<b>1:36.361</b>	157.8
3	17:55:06.255	5:06.255	11 Fach Auto Tech		Lucas Wolf		Alexander Fach		Porsche 911 GT3 R EVO (992)	PROAM	<b>1:36.202</b>	158.1
3	17:55:37.517	5:37.517	5 Olimp Racing		Stanislaw Jedliński		Krystian Korzeniowski		Ferrari 296 GT3 EVO	AM	<b>1:35.084</b>	160.0
5	17:59:04.929	9:04.929	75 Team ISR		Filip Salaquarda		Libor Milota		Audi R8 LMS GT3 Evo II	PROAM	<b>1:34.778</b>	160.5
10	18:12:27.477	22:27.477	75 Team ISR		Filip Salaquarda		Libor Milota		Audi R8 LMS GT3 Evo II	PROAM	<b>1:34.208</b>	161.4





**Misano**  
**International GT Open**  
**Free Practice - 3**  
**Pit Stop Analysis**



**5** Stanislaw Jedliński Ferrari 296 GT3 EVO

AM Krystian Korzeniowski Olimp Racing

N°	In Day Time	In Time	Out Time	Pit Time	T. Pit Time	Handicap	Diff.
1	17:58:51.612	17:58:51.612	18:04:03.591	5:11.979	5:11.979		

**6** Andrzej Lewandowski Ferrari 296 GT3

AM Adrian Lewandowski Baron Motorsport Team

N°	In Day Time	In Time	Out Time	Pit Time	T. Pit Time	Handicap	Diff.
1	18:00:58.690	18:00:58.690	18:03:42.942	2:44.252	2:44.252		
2	18:15:13.300	18:15:13.300	18:18:44.428	3:31.128	6:15.380		

**11** Lucas Wolf Porsche 911 GT3 R EVO (992)

PROAM Alexander Fach Fach Auto Tech

N°	In Day Time	In Time	Out Time	Pit Time	T. Pit Time	Handicap	Diff.
1	18:17:19.954	18:17:19.954	18:18:46.618	1:26.664	1:26.664		

**12** Joel Monegro Reyes Porsche 911 GT3 R EVO (992)

AM Fach Auto Tech

N°	In Day Time	In Time	Out Time	Pit Time	T. Pit Time	Handicap	Diff.
1	18:06:56.447	18:06:56.447	18:13:52.601	6:56.154	6:56.154		

**14** Piotr Wira Aston Martin AMR Vantage GT3 EVO

AM Tomasz Magdziarz Good Speed Racing Team

N°	In Day Time	In Time	Out Time	Pit Time	T. Pit Time	Handicap	Diff.
1	18:00:27.057	18:00:27.057	18:02:15.277	1:48.220	1:48.220		

**16** Marcelo Hahn Ferrari 296 GT3

AM Galid Osman AF Corse

N°	In Day Time	In Time	Out Time	Pit Time	T. Pit Time	Handicap	Diff.
1	18:05:58.050	18:05:58.050	18:08:58.410	3:00.360	3:00.360		
2	18:22:09.823	18:22:09.823	18:24:04.731	1:54.908	4:55.268		

**25** Xolile Letlaka Ferrari 296 GT3

PROAM Axcil Jefferies Into Africa Racing by Dragon Racing Intl.

N°	In Day Time	In Time	Out Time	Pit Time	T. Pit Time	Handicap	Diff.
1	18:10:02.582	18:10:02.582	18:11:17.871	1:15.289	1:15.289		

**26** Michaël Blanchemain Audi R8 LMS GT3 Evo II

PROAM Jim Pla Saintéloc Racing

N°	In Day Time	In Time	Out Time	Pit Time	T. Pit Time	Handicap	Diff.
1	17:59:51.225	17:59:51.225	18:01:05.554	1:14.329	1:14.329		

**39** Huilin Han Ferrari 296 GT3

AM Target Racing

N°	In Day Time	In Time	Out Time	Pit Time	T. Pit Time	Handicap	Diff.
1	18:02:16.994	18:02:16.994	18:03:24.908	1:07.914	1:07.914		
2	18:14:52.585	18:14:52.585	18:16:15.734	1:23.149	2:31.063		
3	18:17:59.415	18:17:59.415	18:19:17.124	1:17.709	3:48.772		

**54** Dexter Müller Mercedes AMG GT3 EVO

PROAM Yannick Mettler CBRX by SPS

N°	In Day Time	In Time	Out Time	Pit Time	T. Pit Time	Handicap	Diff.
1	18:04:07.332	18:04:07.332	18:05:13.688	1:06.356	1:06.356		
2	18:14:57.107	18:14:57.107	18:16:13.094	1:15.987	2:22.343		

**55** Laurent De Meeus Ferrari 296 GT3 EVO

PROAM Vincent Abril AF Corse

N°	In Day Time	In Time	Out Time	Pit Time	T. Pit Time	Handicap	Diff.
1	18:06:04.114	18:06:04.114	18:08:05.180	2:01.066	2:01.066		

**75** Filip Salaquarda Audi R8 LMS GT3 Evo II

PROAM Libor Milota Team ISR

N°	In Day Time	In Time	Out Time	Pit Time	T. Pit Time	Handicap	Diff.
1	18:02:19.890	18:02:19.890	18:07:31.135	5:11.245	5:11.245		
2	18:18:49.256	18:18:49.256	18:19:54.460	1:05.204	6:16.449		

**77** Alfredo Hernández Mercedes AMG GT3 EVO

AM Grupo Prom Racing Team

N°	In Day Time	In Time	Out Time	Pit Time	T. Pit Time	Handicap	Diff.
1	18:23:24.329	18:23:24.329	18:24:40.351	1:16.022	1:16.022		
2	18:26:26.404	18:26:26.404	18:27:40.956	1:14.552	2:30.574		

**79** Seweryn Mazur Lamborghini Huracan Evo 2

AM Sendom Racing Team

N°	In Day Time	In Time	Out Time	Pit Time	T. Pit Time	Handicap	Diff.
1	17:56:43.063	17:56:43.063	17:57:04.067	21.004	21.004		
2	17:58:47.359	17:58:47.359	17:59:44.383	57.024	1:18.028		
3	18:01:27.806	18:01:27.806	18:02:47.013	1:19.207	2:37.235		
4	18:15:44.481	18:15:44.481	18:17:12.025	1:27.544	4:04.779		

**81** Norikazu Shibata Ferrari 296 GT3

PROAM Charles Fagg Norik Racing

N°	In Day Time	In Time	Out Time	Pit Time	T. Pit Time	Handicap	Diff.
1	18:06:02.370	18:06:02.370	18:07:55.485	1:53.115	1:53.115		

**88** Darren Kell McLaren 720 Evo GT3

PROAM James Kell Track Focused

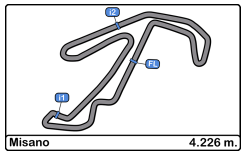
N°	In Day Time	In Time	Out Time	Pit Time	T. Pit Time	Handicap	Diff.
1	18:23:09.625	18:23:09.625	18:26:52.800	3:43.175	3:43.175		

**777** Marcin Jedliński Ferrari 296 GT3 EVO

PROAM Karol Basz Olimp Racing

N°	In Day Time	In Time	Out Time	Pit Time	T. Pit Time	Handicap	Diff.
1	18:10:21.534	18:10:21.534	18:11:36.799	1:15.265	1:15.265		

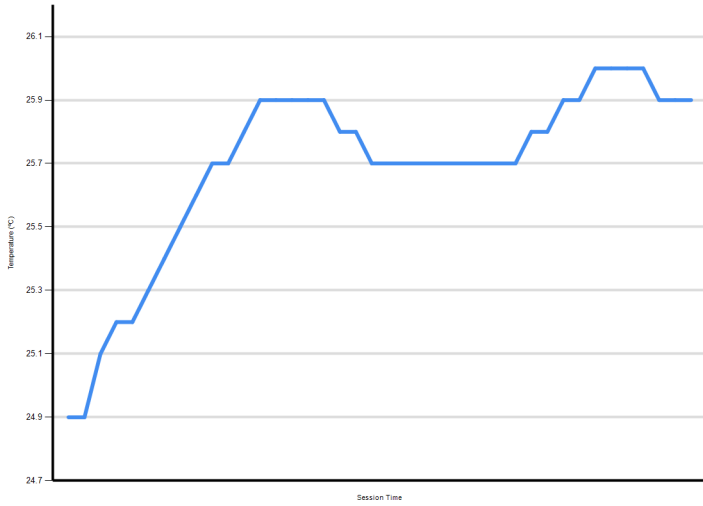




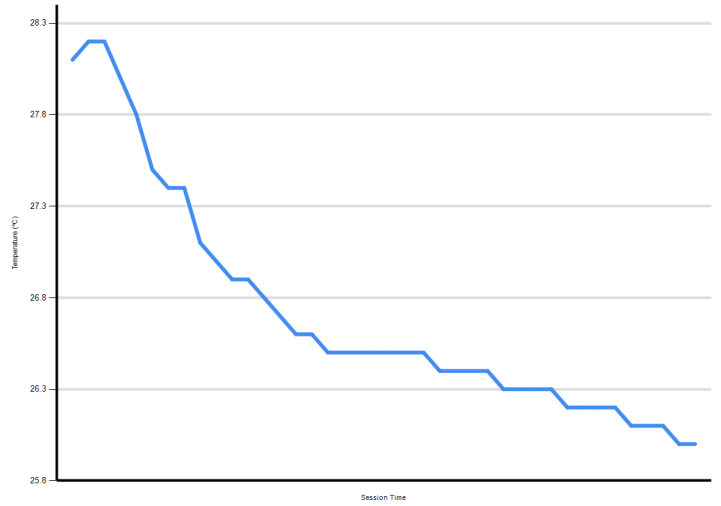
**Misano**  
**International GT Open**  
**Free Practice - 3**  
**Weather Report**



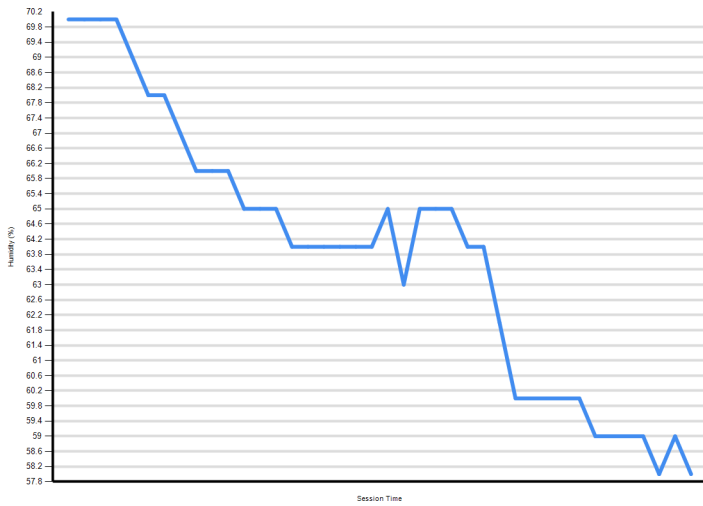
Air Temperature



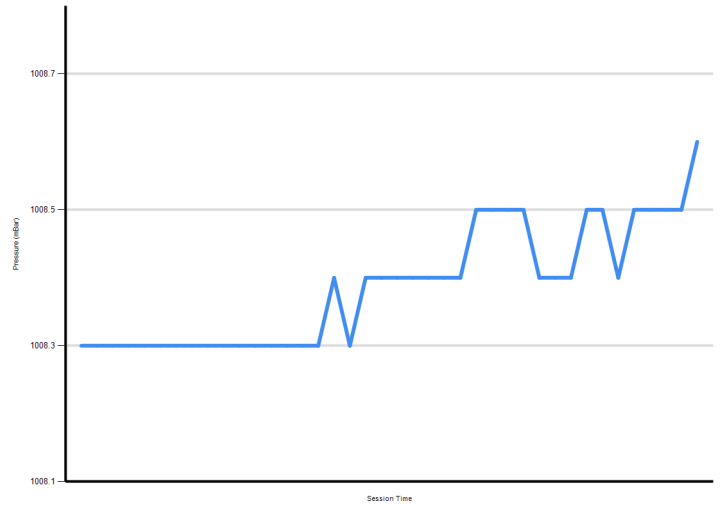
Track Temperature



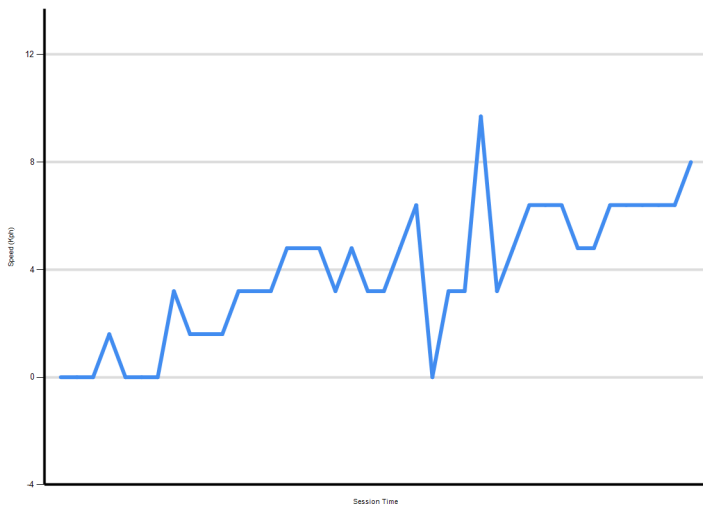
Humidity



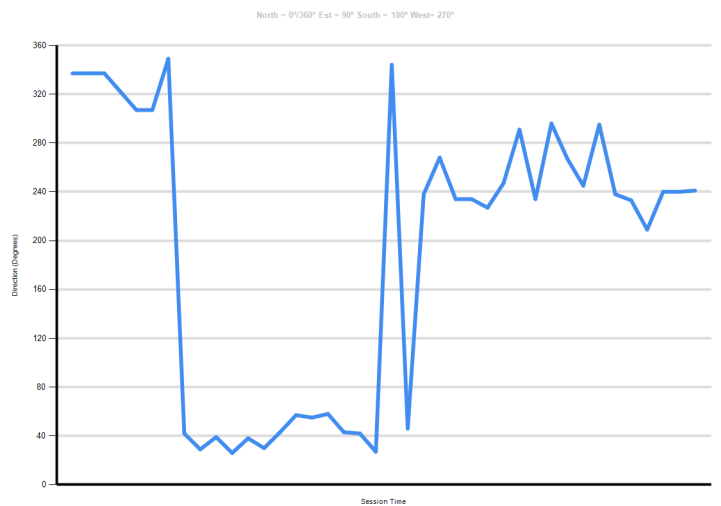
Pressure

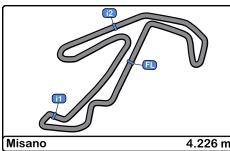


Wind Speed



Wind direction





**Misano**  
**International GT Open**  
**Free Practice - 1 - 2 - 3**  
**Combined Results**



Cls	N°	Entrant/Team	Nat	Driver 1	Nat	Driver 2	Nat	Vehicle	Cat	Cls	Laps	FP1	FP2	FP3	Best	Gap	Interval	Km/h
1	26	Saintéloc Racing	FRA	Michaël Blanchemain	FRA	Jim Pla	FRA	Audi R8 LMS GT3 Evo II	PROAM	1	66	1:35.282	1:33.286	1:35.857	1:33.286			163.0
2	55	AF Corse	ITA	Laurent De Meeus	BEL	Vincent Abril	FRA	Ferrari 296 GT3 EVO	PROAM	2	63	1:34.407	1:33.292	1:36.375	1:33.292	0.006	0.006	163.0
3	33	Greystone GT	GBR	Zac Meakin	GBR	Dean Macdonald	GBR	McLaren 720s GT3 Evo	PRO	1	48	1:35.015	1:33.416	1:33.416	0.130	0.124	162.8	
4	911	ZRS Motorsport	ITA	Pietro Armanni	ITA	Alex Fontana	CHE	Porsche 911 GT3 R EVO (992)	PRO	2	41	1:34.865	1:33.456	1:33.456	0.170	0.040	162.7	
5	28	Team Motopark	DEU	Marcelo Ramírez	MEX	Dominik Baumann	AUT	Mercedes AMG GT3 EVO	PRO	3	43	1:34.642	1:33.581	1:33.581	0.295	0.125	162.5	
6	11	Fach Auto Tech	CHE	Lucas Wolf	DEU	Alexander Fach	CHE	Porsche 911 GT3 R EVO (992)	PROAM	3	67	1:35.061	1:33.582	1:34.430	1:33.582	0.296	0.001	162.5
7	54	CBRX by SPS	DEU	Dexter Müller	CHE	Yannick Mettler	CHE	Mercedes AMG GT3 EVO	PROAM	4	75	1:36.338	1:33.618	1:35.449	1:33.618	0.332	0.036	162.5
8	777	Olimp Racing	POL	Marcin Jedliński	POL	Karol Basz	POL	Ferrari 296 GT3 EVO	PROAM	5	58	1:33.659	1:34.167	1:34.457	1:33.659	0.373	0.041	162.4
9	17	Elite Motorsport with Entire Race Engineering	GBR	Tom Emson	GBR	Tom Lebbon	GBR	Ferrari 296 GT3 EVO	PRO	4	53	1:34.417	1:33.754	1:33.754	0.468	0.095	162.2	
10	707	Al Manar by Dragon Racing	OMN	Al Faisal Al Zubair	OMN	David Fumanelli	ITA	Ferrari 296 GT3 EVO	PRO	5	55	1:34.478	1:33.839	1:33.839	0.553	0.085	162.1	
11	9	GetSpeed	DEU	Anthony Bartone	USA	Fabian Schiller	DEU	Mercedes AMG GT3 EVO	PRO	6	32	1:34.428	1:34.016	1:34.016	0.730	0.177	161.8	
12	96	AF Corse	ITA	Yaroslav Veselaho	UMR	Lorenzo Ferrari	ITA	Ferrari 296 GT3 EVO	PRO	7	33	1:35.341	1:34.019	1:34.019	0.733	0.003	161.8	
13	51	AF Corse	ITA	Rafael Durán	ESP	Tommaso Mosca	ITA	Ferrari 296 GT3 EVO	PRO	8	48	1:34.956	1:34.051	1:34.051	0.765	0.032	161.7	
14	75	Team ISR	CZE	Filip Salaquarda	CZE	Libor Milota	CZE	Audi R8 LMS GT3 Evo II	PROAM	6	75	1:34.871	1:34.134	1:34.208	1:34.134	0.848	0.083	161.6
15	71	Team Motopark	DEU	Christian Mansell	AUS	Maximilian Götz	DEU	Mercedes AMG GT3 EVO	PRO	9	38	1:34.578	1:34.147	1:34.147	0.861	0.013	161.5	
16	79	Sendom Racing Team	POL	Seweryn Mazur	POL	Lamborghini Huracan Evo 2	AM	Lamborghini Huracan Evo 2	AM	1	65	1:35.765	1:35.305	1:34.409	1:34.409	1.123	0.262	161.1
17	63	Scuderia Villorba Corse	ITA	Leonardo Moncini	ITA	Rodrigo Testa	PRT	Lamborghini Huracan Evo 2	PRO	10	38	1:34.517	1:34.418	1:34.418	1.132	0.009	161.1	
18	25	Into Africa Racing by Dragon Racing Intl.	ARE	Xolile Letlaka	ZAF	Axcl Jefferies	ZAF	Ferrari 296 GT3	PROAM	7	58	1:35.136	1:34.451	1:36.772	1:34.451	1.165	0.033	161.0
19	24	Greystone GT	GBR	Andrey Borodin	GBR	Oliver Webb	GBR	McLaren 720s GT3 Evo	PROAM	8	30	1:34.704	1:34.704	1:34.704	1.418	0.253	160.6	
20	7	PTT Racing	POL	Hubert Darmetko	POL	Fabian Dybionka	POL	BMW M4 GT3 EVO	PROAM*	9	40	1:35.658	1:34.982	1:34.982	1.696	0.278	160.1	
21	12	Fach Auto Tech	CHE	Joel Monegro Reyes	DOM	Porsche 911 GT3 R EVO (992)	AM	Porsche 911 GT3 R EVO (992)	AM	2	63	1:36.626	1:37.010	1:35.026	1:35.026	1.740	0.044	160.0
22	5	Olimp Racing	POL	Stanislaw Jedliński	POL	Krystian Korzeniowski	POL	Ferrari 296 GT3 EVO	AM	3	58	1:36.670	1:45.381	1:35.084	1:35.084	1.798	0.058	160.0
23	6	Baron Motorsport Team	AUT	Andrzej Lewandowski	POL	Adrian Lewandowski	POL	Ferrari 296 GT3	AM	4	58	1:37.729	1:36.103	1:35.235	1:35.235	1.949	0.151	159.7
24	81	Norik Racing	JPN	Norikazu Shibata	JPN	Charles Fagg	GBR	Ferrari 296 GT3	PROAM	10	56	1:35.324	1:37.918	1:39.840	1:35.324	2.038	0.089	159.5
25	88	Track Focused	GBR	Darren Kell	GBR	James Kell	GBR	McLaren 720 Evo GT3	PROAM	11	51	1:40.473	1:35.475	1:36.797	1:35.475	2.189	0.151	159.3
26	16	AF Corse	ITA	Marcelo Hahn	BRA	Galid Osman	BRA	Ferrari 296 GT3	AM	5	69	1:36.721	1:35.725	1:36.975	1:35.725	2.439	0.250	158.9
27	39	Target Racing	ITA	Huilin Han	CHN	Ferrari 296 GT3	AM	Ferrari 296 GT3	AM	6	42	1:37.405	1:36.702	1:35.915	1:35.915	2.629	0.190	158.6
28	14	Good Speed Racing Team	POL	Piotr Wira	POL	Tomasz Magdziarz	POL	Aston Martin AMR Vantage GT3 EVO	AM	7	57	1:37.702	1:38.825	1:36.161	1:36.161	2.875	0.246	158.2
29	77	Grupo Prom Racing Team	DEU	Alfredo Hernández	MEX	Mercedes AMG GT3 EVO	AM	Mercedes AMG GT3 EVO	AM	8	35	1:44.310	1:37.325	1:36.163	1:36.163	2.877	0.002	158.2

Published at:.....

<b>Race Director:</b>	Alessandro Ferrari	<b>Timekeeper:</b>	Luis García
	ACI DGA 392080		JCR-2654-ESP/M

