

**Misano**  
**International GT Open**  
**Free Practice - 2**  
**Provisional Results**



Cls	N°	Entrant/Team	Nat	Driver 1	Nat	Driver 2	Nat	Vehicle	Cat	Cls	Laps	Best	Time	Gap	Interval	Km/h
1	26	Saintéloc Racing	FRA	Michaël Blanchemain	FRA	Jim Pla	FRA	Audi R8 LMS GT3 Evo II	PROAM	1	20	7	1:33.286			163.0
2	55	AF Corse	ITA	Laurent De Meeus	BEL	Vincent Abril	FRA	Ferrari 296 GT3 EVO	PROAM	2	16	9	1:33.292	0.006	0.006	163.0
3	33	Greystone GT	GBR	Zac Meakin	GBR	Dean Macdonald	GBR	McLaren 720s GT3 Evo	PRO	1	24	8	1:33.416	0.130	0.124	162.8
4	911	ZRS Motorsport	ITA	Pietro Armani	ITA	Alex Fontana	CHE	Porsche 911 GT3 R EVO (992)	PRO	2	21	7	1:33.456	0.170	0.040	162.7
5	28	Team Motopark	MEX	Marcelo Ramírez	MEX	Dominik Baumann	AUT	Mercedes AMG GT3 EVO	PRO	3	13	6	1:33.581	0.295	0.125	162.5
6	11	Fach Auto Tech	CHE	Lucas Wolf	CHE	Alexander Fach	CHE	Porsche 911 GT3 R EVO (992)	PROAM	3	13	9	1:33.582	0.296	0.001	162.5
7	54	CBRX by SPS	DEU	Dexter Müller	CHE	Yannick Mettler	CHE	Mercedes AMG GT3 EVO	PROAM	4	23	8	1:33.618	0.332	0.036	162.5
8	17	Elite Motorsport with Entire Race Engineering	GBR	Tom Emson	GBR	Tom Lebbon	GBR	Ferrari 296 GT3 EVO	PRO	4	23	7	1:33.754	0.468	0.136	162.2
9	707	Al Manar by Dragon Racing	QAT	Al Faisal Al Zubair	QAT	David Fumanelli	ITA	Ferrari 296 GT3 EVO	PRO	5	26	7	1:33.839	0.553	0.085	162.1
10	9	GetSpeed	DEU	Anthony Bartone	USA	Fabian Schiller	DEU	Mercedes AMG GT3 EVO	PRO	6	12	9	1:34.016	0.730	0.177	161.8
11	96	AF Corse	ITA	Yaroslav Veselaho	UKR	Lorenzo Ferrari	ITA	Ferrari 296 GT3 EVO	PRO	7	14	7	1:34.019	0.733	0.003	161.8
12	51	AF Corse	ITA	Rafael Durán	ESP	Tommaso Mosca	ITA	Ferrari 296 GT3 EVO	PRO	8	18	10	1:34.051	0.765	0.032	161.7
13	75	Team ISR	CZE	Filip Salaquarda	CZE	Libor Milota	CZE	Audi R8 LMS GT3 Evo II	PROAM	5	28	8	1:34.134	0.848	0.083	161.6
14	71	Team Motopark	DEU	Christian Mansell	AUS	Maximilian Götz	DEU	Mercedes AMG GT3 EVO	PRO	9	12	6	1:34.147	0.861	0.013	161.5
15	777	Olimp Racing	POL	Marcin Jedliński	AUS	Karol Basz	POL	Ferrari 296 GT3 EVO	PROAM	6	11	4	1:34.167	0.881	0.020	161.5
16	63	Scuderia Villorba Corse	ITA	Leonardo Moncini	ITA	Rodrigo Testa	PRT	Lamborghini Huracan Evo 2	PRO	10	11	5	1:34.418	1.132	0.251	161.1
17	25	Into Africa Racing by Dragon Racing Intl.	ZWE	Xolile Letlaka	ZWE	Axcil Jefferies	ZWE	Ferrari 296 GT3	PROAM	7	14	3	1:34.451	1.165	0.033	161.0
18	7	PTT Racing	POL	Hubert Darmetko	POL	Fabian Dybionka	POL	BMW M4 GT3 EVO	PROAM*	8	12	5	1:34.982	1.696	0.531	160.1
19	79	Sendom Racing Team	POL	Seweryn Mazur	POL			Lamborghini Huracan Evo 2	AM	1	24	5	1:35.305	2.019	0.323	159.6
20	88	Track Focused	GBR	Darren Kell	GBR	James Kell	GBR	McLaren 720 Evo GT3	PROAM	9	26	4	1:35.475	2.189	0.170	159.3
21	16	AF Corse	ITA	Marcelo Hahn	BRA	Galid Osman	BRA	Ferrari 296 GT3	AM	2	21	5	1:35.725	2.439	0.250	158.9
22	6	Baron Motorsport Team	AUT	Andrzej Lewandowski	POL	Adrian Lewandowski	POL	Ferrari 296 GT3	AM	3	9	5	1:36.103	2.817	0.378	158.3
23	39	Target Racing	ITA	Huilin Han	CHN			Ferrari 296 GT3	AM	4	8	8	1:36.702	3.416	0.599	157.3
24	12	Fach Auto Tech	CHE	Joel Monegro Reyes	DOM			Porsche 911 GT3 R EVO (992)	AM	5	11	8	1:37.010	3.724	0.308	156.8
25	77	Grupo Prom Racing Team	DEU	Alfredo Hernández	MEX			Mercedes AMG GT3 EVO	AM	6	11	6	1:37.325	4.039	0.315	156.3
26	81	AF Corse	ITA	Norikazu Shibata	JPN	Charles Fagg	GBR	Ferrari 296 GT3	PROAM	10	10	4	1:37.918	4.632	0.593	155.3
27	14	Good Speed Racing Team	POL	Piotr Wira	POL	Tomasz Magdziarz	POL	Aston Martin AMR Vantage GT3 E	AM	7	8	3	1:38.825	5.539	0.907	153.9
28	5	Olimp Racing	POL	Stanislaw Jedliński	POL	Krystian Korzeniowski	POL	Ferrari 296 GT3 EVO	AM	8	10	7	1:45.381	12.095	6.556	144.3
29	24	Greystone GT	GBR	Andrey Borodin	RUS	Oliver Webb	GBR	McLaren 720s GT3 Evo	PROAM	11	11	7	1:55.643	22.357	10.262	131.5

Published at:.....

Track Temp: 27.0 °C Air Temp: 23.5 °C Humidity: 75 % Track Status: WET

**Race Director:**

Alessandro Ferrari

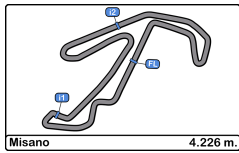
ACI DGA 392080

**Timekeeper:**

Luis Garcia

JCR-2654-ESP/M





**Misano**  
**International GT Open**  
**Free Practice - 2**  
**Track Limit**



The Stewards, having received a report from Race Director, have considered the following matter and determine the following:

**Session** Free Practice - 2

**Fact** The cars below did not use the track at the turns listed below

**Infringement** Breach of Appendix L Chapter IV Article 2 c) of the FIA International Sporting Code and Article 19.4/19.5 of the Sporting Regulations.

**Decision** Deletion of the lap times shown in accordance with Article 12.4.1.e of the FIA International Sporting Code.

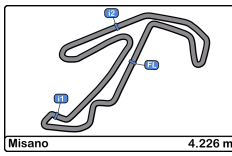
**Note**

- Certain decisions of the Stewards are subject to appeal (Article 15 of the FIA International Sporting Code).
- These penalties are not subject to appeal Article.12.3.4 of the FIA International Sporting Code and Article 16.5 of the Sporting Regulations.
- According to Article.12.3.3.b of the FIA International Sporting Code these decisions become immediately binding even in case of an appeal.

Ord	Turn	N° Driver	Entrant/Team	Time of Day	Lap Time
1	16	777 Jedliński - Basz	Olimp Racing	15:45:38.134	1:34.091
2	6	707 Al Zubair - Fumanelli	Al Manar by Dragon Racing	15:47:33.211	1:35.374
3	16	25 Letlaka - Jefferies	Into Africa Racing by Dragon Racing Int.	15:48:51.762	1:37.377
4	16	28 Ramirez - Baumann	Team Motopark	15:50:39.734	1:33.795
5	6	707 Al Zubair - Fumanelli	Al Manar by Dragon Racing	15:50:42.728	1:34.550
6	16	6 Lewandowski - Lewandowski	Baron Motorsport Team	15:51:07.731	1:37.070
7	6	81 Shibata - Fagg	AF Corse	15:51:25.718	1:34.732
8	6	9 Bartone - Schiller	GetSpeed	15:51:29.111	1:37.319
9	6	16 Hahn - Osman	AF Corse	15:51:58.985	1:34.862
10	6	6 Lewandowski - Lewandowski	Baron Motorsport Team	15:52:44.364	1:36.633
11	6	16 Hahn - Osman	AF Corse	15:53:33.688	1:34.703
12	6	63 Moncini - Testa	Scuderia Villorba Corse	15:55:31.291	1:35.335
13	6	24 Borodin - Webb	Greystone GT	15:56:15.456	1:35.186
14	16	28 Ramirez - Baumann	Team Motopark	15:56:56.141	1:34.051
15	16	26 Blanchemain - Pla	Saintéloc Racing	15:57:08.575	1:33.585
16	16	24 Borodin - Webb	Greystone GT	15:57:50.091	1:34.635
17	16	81 Shibata - Fagg	AF Corse	15:59:23.533	1:51.441
18	16	51 Durán - Mosca	AF Corse	15:59:35.609	1:34.157
19	16	24 Borodin - Webb	Greystone GT	15:59:40.283	1:50.192

The Stewards:





**Misano**  
**International GT Open**  
**Free Practice - 2**  
**Provisional Results by Category**



PROAM																
Cls	N°	Entrant/Team	Nat	Driver 1	Nat	Driver 2	Nat	Vehicle	Cat	Cls	Laps	Best	Time	Gap	Interval	Km/h
1	26	Saintéloc Racing	FRA	Michaël Blanchemain	FRA	Jim Pla	FRA	Audi R8 LMS GT3 Evo II	PROAM	1	20	7	1:33.286			163.0
2	55	AF Corse	ITA	Laurent De Meeus	BEL	Vincent Abril	FRA	Ferrari 296 GT3 EVO	PROAM	2	16	9	1:33.292	0.006	0.006	163.0
3	11	Fach Auto Tech	CHE	Lucas Wolf	DEU	Alexander Fach	CHE	Porsche 911 GT3 R EVO (992)	PROAM	3	13	9	1:33.582	0.296	0.290	162.5
4	54	CBRX by SPS	DEU	Dexter Müller	DEU	Yannick Mettler	CHE	Mercedes AMG GT3 EVO	PROAM	4	23	8	1:33.618	0.332	0.036	162.5
5	75	Team ISR	CZE	Filip Salaquarda	CZE	Libor Milota	CZE	Audi R8 LMS GT3 Evo II	PROAM	5	28	8	1:34.134	0.848	0.516	161.6
6	777	Olimp Racing	POL	Marcin Jedliński	POL	Karol Basz	POL	Ferrari 296 GT3 EVO	PROAM	6	11	4	1:34.167	0.881	0.033	161.5
7	25	Into Africa Racing by Dragon Racing Intl.	ZAF	Xolile Letlaka	ZAF	Axcil Jefferies	ZWE	Ferrari 296 GT3	PROAM	7	14	3	1:34.451	1.165	0.284	161.0
8	7	PTT Racing	POL	Hubert Darmetko	POL	Fabian Dybionka	POL	BMW M4 GT3 EVO	PROAM*	8	12	5	1:34.982	1.696	0.531	160.1
9	88	Track Focused	GBR	Darren Kell	GBR	James Kell	GBR	McLaren 720 Evo GT3	PROAM	9	26	4	1:35.475	2.189	0.493	159.3
10	81	AF Corse	ITA	Norikazu Shibata	JPN	Charles Fagg	GBR	Ferrari 296 GT3	PROAM	10	10	4	1:37.918	4.632	2.443	155.3
11	24	Greystone GT	GBR	Andrey Borodin	IND	Oliver Webb	GBR	McLaren 720s GT3 Evo	PROAM	11	11	7	1:55.643	22.357	17.725	131.5

PRO																
Cls	N°	Entrant/Team	Nat	Driver 1	Nat	Driver 2	Nat	Vehicle	Cat	Cls	Laps	Best	Time	Gap	Interval	Km/h
1	33	Greystone GT	GBR	Zac Meakin	GBR	Dean Macdonald	GBR	McLaren 720s GT3 Evo	PRO	1	24	8	1:33.416			162.8
2	911	ZRS Motorsport	ITA	Pietro Armani	ITA	Alex Fontana	CHE	Porsche 911 GT3 R EVO (992)	PRO	2	21	7	1:33.456	0.040	0.040	162.7
3	28	Team Motopark	DEU	Marcelo Ramírez	MEX	Dominik Baumann	AUT	Mercedes AMG GT3 EVO	PRO	3	13	6	1:33.581	0.165	0.125	162.5
4	17	Elite Motorsport with Entire Race Engineering	GBR	Tom Emson	GBR	Tom Lebbon	GBR	Ferrari 296 GT3 EVO	PRO	4	23	7	1:33.754	0.338	0.173	162.2
5	707	Al Manar by Dragon Racing	GBR	Al Faisal Al Zubair	GBR	David Fumanelli	ITA	Ferrari 296 GT3 EVO	PRO	5	26	7	1:33.839	0.423	0.085	162.1
6	9	GetSpeed	DEU	Anthony Bartone	USA	Fabian Schiller	DEU	Mercedes AMG GT3 EVO	PRO	6	12	9	1:34.016	0.600	0.177	161.8
7	96	AF Corse	ITA	Yaroslav Veselaho	ITA	Lorenzo Ferrari	ITA	Ferrari 296 GT3 EVO	PRO	7	14	7	1:34.019	0.603	0.003	161.8
8	51	AF Corse	ITA	Rafael Durán	ESP	Tommaso Mosca	ITA	Ferrari 296 GT3 EVO	PRO	8	18	10	1:34.051	0.635	0.032	161.7
9	71	Team Motopark	DEU	Christian Mansell	AUS	Maximilian Götz	DEU	Mercedes AMG GT3 EVO	PRO	9	12	6	1:34.147	0.731	0.096	161.5
10	63	Scuderia Villorba Corse	ITA	Leonardo Moncini	ITA	Rodrigo Testa	PRT	Lamborghini Huracan Evo 2	PRO	10	11	5	1:34.418	1.002	0.271	161.1

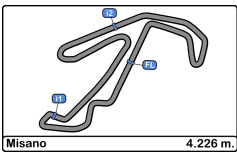
AM																
Cls	N°	Entrant/Team	Nat	Driver 1	Nat	Driver 2	Nat	Vehicle	Cat	Cls	Laps	Best	Time	Gap	Interval	Km/h
1	79	Sendom Racing Team	POL	Seweryn Mazur	POL		POL	Lamborghini Huracan Evo 2	AM	1	24	5	1:35.305			159.6
2	16	AF Corse	ITA	Marcelo Hahn	BRA	Galid Osman	BRA	Ferrari 296 GT3	AM	2	21	5	1:35.725	0.420	0.420	158.9
3	6	Baron Motorsport Team	AUT	Andrzej Lewandowski	POL	Adrian Lewandowski	POL	Ferrari 296 GT3	AM	3	9	5	1:36.103	0.798	0.378	158.3
4	39	Target Racing	ITA	Huilin Han	CHN		CHN	Ferrari 296 GT3	AM	4	8	8	1:36.702	1.397	0.599	157.3
5	12	Fach Auto Tech	CHE	Joel Monegro Reyes	CHE		CHE	Porsche 911 GT3 R EVO (992)	AM	5	11	8	1:37.010	1.705	0.308	156.8
6	77	Grupo Prom Racing Team	DEU	Alfredo Hernández	MEX		DEU	Mercedes AMG GT3 EVO	AM	6	11	6	1:37.325	2.020	0.315	156.3

Published at:.....

Track Temp: 27.0 °C Air Temp: 23.5 °C Humidity: 75 % Track Status: WET

<b>Race Director:</b>	Alessandro Ferrari	<b>Timekeeper:</b>	Luis Garcia
	ACI DGA 392080		JCR-2654-ESP/M





**Misano**  
**International GT Open**  
**Free Practice - 2**  
**Provisional Results by Category**



AM																
Cls	N°	Entrant/Team	Nat	Driver 1	Nat	Driver 2	Nat	Vehicle	Cat	Cls	Laps	Best	Time	Gap	Interval	Km/h
7	14	Good Speed Racing Team		Piotr Wira		Tomasz Magdziarz		Aston Martin AMR Vantage GT3 E	AM	7	8	3	1:38.825	3.520	1.500	153.9
8	5	Olimp Racing		Stanislaw Jedliński		Krystian Korzeniowski		Ferrari 296 GT3 EVO	AM	8	10	7	1:45.381	10.076	6.556	144.3

Published at:.....

Track Temp: 27.0 °C Air Temp: 23.5 °C Humidity: 75 % Track Status: WET

**Race Director:**

Alessandro Ferrari

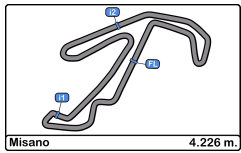
ACI DGA 392080

**Timekeeper:**

Luis Garcia

JCR-2654-ESP/M



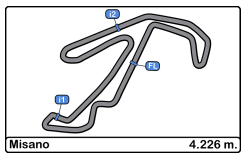


**Misano**  
International GT Open  
Free Practice - 2  
Lap Analysis



5							9								
Stanislaw Jedliński Ferrari 296 GT3 EVO							Anthony Bartone Mercedes AMG GT3 EVO								
AM Krystian Korzeniewski Olimp Racing							PRO Fabian Schiller GetSpeed								
Lap	D	Time	Sector 1	Sector 2	Sector 3	T. Spd	Elapsed	Lap	D	Time	Sector 1	Sector 2	Sector 3	T. Spd	Elapsed
1		15:42:52.834	15:41:27.230	41.199	44.405	210.1	15:42:52.834	1		15:43:29.946	15:42:15.805	36.950	37.191	216.0	15:43:29.946
2		1:51.524	29.199	42.133	40.192	210.5	15:44:44.358	2		1:35.852	25.071	36.194	34.587	216.0	15:45:05.798
3		1:47.685	29.008	39.247	39.430	212.1	15:46:32.043	3		1:34.352	25.004	35.765	33.583	216.4	15:46:40.150
4		1:48.971	29.132	39.268	40.571	212.5	15:48:21.014	4		1:36.972	25.691	36.275	35.006	217.3	15:48:17.122
5		2:13.950 P	29.251	42.250	1:02.449	208.4	15:50:34.964	5		1:34.670	24.830	35.729	34.111	216.4	15:49:51.792
6		4:16.285	2:58.183	39.066	39.036	213.0	15:54:51.249	6		<del>4:37.349</del>	25.004	35.883	36.432	217.3	15:51:29.111
7		<b>1:45.381</b>	28.925	<b>38.928</b>	<b>37.528</b>	211.7	15:56:36.630	7		1:34.989	25.072	36.006	33.911	217.3	15:53:04.100
8		1:46.423	28.557	39.343	38.523	212.1	15:58:23.053	8		1:34.323	24.737	35.754	33.832	216.8	15:54:38.423
9		1:49.180	<b>28.474</b>	41.030	39.676	210.1	16:00:12.233	9		<b>1:34.016</b>	<b>24.695</b>	<b>35.584</b>	33.737	217.3	15:56:12.439
10		2:14.891 P	31.361	46.809	56.721	207.6	16:02:27.124	10		1:46.409 P	24.926	36.341	45.142	216.0	15:57:58.848
6							11								
Andrzej Lewandowski Ferrari 296 GT3							Lucas Wolf Porsche 911 GT3 R EVO (992)								
AM Adrian Lewandowski Baron Motorsport Team							PROAM Alexander Fach Fach Auto Tech								
Lap	D	Time	Sector 1	Sector 2	Sector 3	T. Spd	Elapsed	Lap	D	Time	Sector 1	Sector 2	Sector 3	T. Spd	Elapsed
1		15:47:30.855 P			15:47:30.855		15:47:30.855	1		15:41:49.646	15:40:37.362	37.148	35.136	214.2	15:41:49.646
2		1:59.806	45.328	38.774	35.704	215.1	15:49:30.661	2		1:34.953	25.192	36.015	33.746	216.0	15:43:24.599
3		<del>4:37.070</del>	25.621	36.236	35.213	215.1	15:51:07.731	3		1:34.518	24.945	35.919	33.654	215.5	15:44:59.117
4		<del>4:36.633</del>	25.633	36.232	<b>34.768</b>	214.7	15:52:44.364	4		1:33.750	24.834	<b>35.465</b>	33.451	216.0	15:46:32.867
5		<b>1:36.103</b>	<b>25.266</b>	<b>35.999</b>	34.838	216.4	15:54:20.467	5		1:34.400	25.161	35.723	33.516	215.5	15:48:07.267
6		1:37.768	25.930	36.248	35.590	214.7	15:55:58.235	6		1:34.163	25.104	35.548	33.511	215.5	15:49:41.430
7		1:36.618	25.598	36.221	34.799	216.0	15:57:34.853	7		1:34.026	24.837	35.605	33.584	214.7	15:51:15.456
8		1:39.943	25.503	37.325	37.115	216.4	15:59:14.796	8		1:35.140	24.767	35.503	34.870	216.0	15:52:50.596
9		1:40.083	25.949	38.394	35.740	215.5	16:00:54.879	9		<b>1:33.582</b>	<b>24.641</b>	35.541	<b>33.400</b>	215.1	15:54:24.178
10			31.905	47.647		165.8		10		1:45.011 P	24.858	35.823	44.330	216.0	15:56:09.189
7							12								
Hubert Darmetko BMW M4 GT3 EVO							Joel Monegro Reyes Porsche 911 GT3 R EVO (992)								
PROAM* Fabian Dybionka PTT Racing							AM Fach Auto Tech								
Lap	D	Time	Sector 1	Sector 2	Sector 3	T. Spd	Elapsed	Lap	D	Time	Sector 1	Sector 2	Sector 3	T. Spd	Elapsed
1		15:42:01.283	15:40:49.744	37.072	34.467	218.1	15:42:01.283	1		15:41:58.933	15:40:45.340	37.671	35.922	213.4	15:41:58.933
2		1:36.843	25.834	36.490	34.519	220.8	15:43:38.126	2		1:39.073	26.571	36.785	35.717	213.8	15:43:38.006
3		1:35.532	25.117	36.194	34.221	221.3	15:45:13.658	3		1:38.579	26.938	36.809	<b>34.832</b>	214.7	15:45:16.585
4		1:35.430	25.051	36.216	34.163	220.4	15:46:49.088	4		1:37.884	25.792	36.820	35.272	214.2	15:46:54.469
5		<b>1:34.982</b>	<b>24.934</b>	35.966	34.082	220.4	15:48:24.070	5		1:37.131	25.731	36.561	34.839	214.7	15:48:31.600
6		1:36.606	25.825	36.408	34.373	219.9	15:50:00.676	6		1:38.011	25.805	36.487	35.719	214.2	15:50:09.611
7		1:35.265	25.192	36.108	<b>33.965</b>	220.4	15:51:35.941	7		1:37.359	25.873	36.645	34.841	214.2	15:51:46.970
8		1:35.403	25.228	36.119	34.056	221.7	15:53:11.344	8		<b>1:37.010</b>	<b>25.697</b>	<b>36.459</b>	34.854	214.7	15:53:23.980
9		1:37.499	26.551	<b>35.882</b>	35.066	221.3	15:54:48.843	9		1:51.981 P	25.723	37.694	48.564	216.4	15:55:15.961
10		1:45.653 P	25.234	35.936	44.483	220.4	15:56:34.496	10		4:24.869	3:12.674	37.230	34.965	215.1	15:59:40.830
11		2:53.328	1:42.502	36.260	34.566	220.4	15:59:27.824	11		3:07.166 P	1:17.510	47.961	1:01.695	176.4	16:02:47.996
12		1:54.489 P	25.701	38.239	50.549	207.6	16:01:22.313								



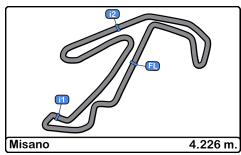


**Misano**  
**International GT Open**  
**Free Practice - 2**  
**Lap Analysis**



14							17								
AM			Piotr Wira Aston Martin AMR Vantage GT3 EVO				PRO			Tom Emson Ferrari 296 GT3 EVO					
Tomasz Magdziarz Good Speed Racing Team							Tom Lebbon Elite Motorsport with Entire Race								
Lap	D	Time	Sector 1	Sector 2	Sector 3	T. Spd	Elapsed	Lap	D	Time	Sector 1	Sector 2	Sector 3	T. Spd	Elapsed
1		15:43:45.204	15:42:30.812	38.249	36.143	213.4	15:43:45.204	1		15:42:48.674	15:41:29.091	39.746	39.837	215.1	15:42:48.674
2		1:40.826	27.108	37.807	35.911	215.1	15:45:26.030	2		1:39.837	25.989	37.502	36.346	214.7	15:44:28.511
3		<b>1:38.825</b>	<b>25.934</b>	<b>37.039</b>	35.852	216.0	15:47:04.855	3		1:35.088	25.268	35.945	33.875	217.3	15:46:03.599
4		1:39.779	27.148	37.058	<b>35.573</b>	215.5	15:48:44.634	4		1:34.355	24.864	35.780	33.711	218.1	15:47:37.954
5		2:40.062 P	26.325	37.640	1:36.097	215.5	15:51:24.696	5		1:34.092	24.876	35.786	33.430	216.4	15:49:12.046
6		1:57.758	43.832	37.862	36.064	215.1	15:53:22.454	6		1:33.828	24.749	35.717	<b>33.362</b>	217.7	15:50:45.874
7		1:40.675	26.850	37.873	35.952	216.0	15:55:03.129	7		<b>1:33.754</b>	<b>24.630</b>	<b>35.534</b>	33.590	219.5	15:52:19.628
8		1:42.907	26.686	38.091	38.130	214.7	15:56:46.036	8		1:45.148 P	24.889	35.545	44.714	219.0	15:54:04.776
9			26.672	37.922		214.7		9		2:46.081	1:35.838	36.374	33.869	216.4	15:56:50.857
16							10								
AM			Marcelo Hahn Ferrari 296 GT3				PRO			Tom Lebbon Elite Motorsport with Entire Race					
Galid Osman AF Corse							11								
Lap	D	Time	Sector 1	Sector 2	Sector 3	T. Spd	Elapsed	Lap	D	Time	Sector 1	Sector 2	Sector 3	T. Spd	Elapsed
1		15:43:50.735	15:42:36.448	38.890	35.397	210.5	15:43:50.735	12		2:05.085 P	27.162	43.858	54.065	212.5	16:02:07.729
2		1:36.130	25.370	36.421	34.339	216.0	15:45:26.865	13		19:38.488	18:13.969	43.025	41.494	183.0	16:21:46.217
3		1:44.789	27.754	41.757	35.278	214.7	15:47:11.654	14		1:50.548	30.132	40.847	39.569	214.2	16:23:36.765
4		1:36.744	25.391	36.977	34.376	216.4	15:48:48.398	15		1:51.577	29.870	40.845	40.862	214.2	16:25:28.342
5		<b>1:35.725</b>	25.075	36.106	34.544	216.4	15:50:24.123	16		1:50.116	29.730	40.799	39.587	213.4	16:27:18.458
6		<del>1:34.862</del>	24.961	<b>35.923</b>	33.978	215.5	15:51:58.985	17		1:51.090	29.748	41.058	40.284	214.2	16:29:09.548
7		<del>1:34.703</del>	<b>24.783</b>	36.066	<b>33.854</b>	216.8	15:53:33.688	18		1:50.114	30.147	40.539	39.428	214.2	16:30:59.662
8		1:53.836 P	28.001	38.111	47.724	215.1	15:55:27.524	19		2:00.516 P	30.368	41.186	48.962	213.4	16:33:00.178
9		4:53.270	3:38.615	37.910	36.745	179.4	16:00:20.794	20		2:59.445	1:38.985	41.019	39.441	214.7	16:35:59.623
10		2:24.662 P	30.606	49.900	1:04.156	157.4	16:02:45.456	21		1:50.632	30.349	40.845	39.438	214.2	16:37:50.255
11		8:12.505 P	6:37.055	42.443	53.007	211.3	16:10:57.961	22		1:51.018	30.341	41.201	39.476	213.4	16:39:41.273
12		3:54.020 P	2:14.794	43.363	55.863	207.6	16:14:51.981	23		1:59.983 P	30.613	40.897	48.473	213.4	16:41:41.256
13		3:25.052 P	1:50.548	42.528	51.976	211.7	16:18:17.033	24							
14							Andrey Borodin McLaren 720s GT3 Evo								
15							PROAM Oliver Webb Greystone GT								
Lap	D	Time	Sector 1	Sector 2	Sector 3	T. Spd	Elapsed	Lap	D	Time	Sector 1	Sector 2	Sector 3	T. Spd	Elapsed
1		15:51:36.248 P	15:50:07.284	37.002	51.962	208.4	15:51:36.248	1		15:51:36.248 P	15:50:07.284	37.002	51.962	208.4	15:51:36.248
2		3:04.022	1:49.945	37.540	36.537	132.1	15:54:40.270	2		3:04.022	1:49.945	37.540	36.537	132.1	15:54:40.270
3		<del>4:36.106</del>	25.039	36.018	34.129	216.0	15:56:15.456	3		<del>4:36.106</del>	25.039	36.018	34.129	216.0	15:56:15.456
4		<del>4:34.635</del>	<b>24.868</b>	<b>35.970</b>	<b>33.797</b>	215.5	15:57:50.091	4		<del>4:34.635</del>	<b>24.868</b>	<b>35.970</b>	<b>33.797</b>	215.5	15:57:50.091
5		<del>4:50.192</del> P	24.960	36.845	48.387	213.4	15:59:40.283	5		<del>4:50.192</del> P	24.960	36.845	48.387	213.4	15:59:40.283
6		18:44.731	17:21.168	42.242	41.321	210.5	16:18:25.014	6		18:44.731	17:21.168	42.242	41.321	210.5	16:18:25.014
7		<b>1:55.643</b>	31.600	42.075	41.968	210.9	16:20:20.657	7		<b>1:55.643</b>	31.600	42.075	41.968	210.9	16:20:20.657
8		2:07.344 P	31.576	42.695	53.073	210.9	16:22:28.001	8		2:07.344 P	31.576	42.695	53.073	210.9	16:22:28.001
9		3:14.249	1:49.228	42.932	42.089	210.9	16:25:42.250	9		3:14.249	1:49.228	42.932	42.089	210.9	16:25:42.250
10		1:55.689	31.567	42.315	41.807	212.1	16:27:37.939	10		1:55.689	31.567	42.315	41.807	212.1	16:27:37.939
11		2:09.616 P	31.571	43.741	54.304	188.1	16:29:47.555	11		2:09.616 P	31.571	43.741	54.304	188.1	16:29:47.555





**Misano**  
International GT Open  
Free Practice - 2  
Lap Analysis

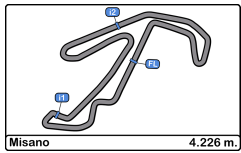


25							28								
Xolile Letlaka							Marcelo Ramírez								
Ferrari 296 GT3							Mercedes AMG GT3 EVO								
PROAM							PRO								
Axcil Jefferies							Dominik Baumann								
Into Africa Racing by Dragon							Team Motopark								
Lap	D	Time	Sector 1	Sector 2	Sector 3	T. Spd	Elapsed	Lap	D	Time	Sector 1	Sector 2	Sector 3	T. Spd	Elapsed
1		15:42:29.888	15:41:15.762	37.276	36.850	214.2	15:42:29.888	1		15:43:53.443 P	15:41:35.769	37.132	1:40.542	216.4	15:43:53.443
2		1:35.428	25.363	36.140	33.925	216.0	15:44:05.316	2		3:20.385 P	42.371	36.238	2:01.776	217.7	15:47:13.828
3		<b>1:34.451</b>	<b>24.929</b>	35.744	33.778	215.5	15:45:39.767	3		1:52.111	42.214	36.061	33.836	217.3	15:49:05.939
4		1:34.618	25.030	35.708	33.880	215.5	15:47:14.385	4		<del>4:33.795</del>	24.756	<b>35.513</b>	33.526	217.3	15:50:39.734
5		<del>4:37.377</del>	24.999	35.836	36.542	215.5	15:48:51.762	5		1:33.871	24.798	35.634	33.439	217.7	15:52:13.605
6		1:34.516	24.980	35.701	33.835	215.5	15:50:26.278	6		<b>1:33.581</b>	<b>24.661</b>	35.570	<b>33.350</b>	219.0	15:53:47.186
7		1:34.511	24.933	35.893	<b>33.685</b>	216.4	15:52:00.789	7		1:34.904	24.802	35.750	34.352	219.5	15:55:22.090
8		1:34.513	25.085	<b>35.593</b>	33.835	216.4	15:53:35.302	8		<del>4:34.054</del>	24.744	35.746	33.561	219.0	15:56:56.141
9		2:55.075 P	25.007	35.826	1:54.242	216.8	15:56:30.377	9		3:49.793 P	25.109	35.515	2:49.169	218.6	16:00:45.934
10		1:58.589	43.852	37.238	37.499	215.5	15:58:28.966	10		5:03.114 P	46.548	49.195	3:27.371	167.7	16:05:49.048
11		1:42.043	26.299	37.694	38.050	215.1	16:00:11.009	11		3:14.836 P	45.304	43.030	1:46.502	213.0	16:09:03.884
12		27:20.847 P	34.153	49.950	25:56.744	165.3	16:27:31.856	12		3:11.688 P	44.695	41.762	1:45.231	213.0	16:12:15.572
13		3:11.530 P	44.812	41.357	1:45.361	212.1	16:30:43.386	13		2:09.766	45.054	42.360	42.352	213.4	16:14:25.338
14		3:11.522 P	46.233	42.562	1:42.727	211.7	16:33:54.908	14			31.992	41.810		213.0	
15			46.079	41.335		212.1									

26							33								
Michaël Blanchemain							Zac Meakin								
Audi R8 LMS GT3 Evo II							McLaren 720s GT3 Evo								
PROAM							PRO								
Jim Pla							Dean Macdonald								
Saint-Éloc Racing							Greystone GT								
Lap	D	Time	Sector 1	Sector 2	Sector 3	T. Spd	Elapsed	Lap	D	Time	Sector 1	Sector 2	Sector 3	T. Spd	Elapsed
1		15:42:57.211	15:41:44.353	36.789	36.069	217.3	15:42:57.211	1		15:42:41.345	15:41:19.343	40.162	41.840	208.0	15:42:41.345
2		1:39.712	26.010	37.347	36.355	218.1	15:44:36.923	2		1:48.399	26.262	40.093	42.044	190.1	15:44:29.744
3		1:34.605	25.092	35.643	33.870	218.6	15:46:11.528	3		1:39.177	24.998	35.965	38.214	216.4	15:46:08.921
4		1:45.519 P	25.064	35.663	44.792	219.5	15:47:57.047	4		1:50.096 P	25.741	39.005	45.350	218.1	15:47:59.017
5		2:57.649	1:44.342	37.414	35.893	215.5	15:50:54.696	5		2:52.853	1:36.885	38.781	37.187	216.4	15:50:51.870
6		1:33.442	<b>24.489</b>	<b>35.357</b>	33.596	218.6	15:52:28.138	6		1:33.791	24.719	35.584	33.488	218.6	15:52:25.661
7		<b>1:33.286</b>	24.604	35.467	<b>33.215</b>	218.6	15:54:01.424	7		1:33.551	24.697	35.543	33.311	219.0	15:53:59.212
8		1:33.566	24.602	35.396	33.568	219.5	15:55:34.990	8		<b>1:33.416</b>	24.700	<b>35.460</b>	<b>33.256</b>	219.5	15:55:32.628
9		<del>4:33.585</del>	24.707	35.529	33.349	219.0	15:57:08.575	9		1:44.504 P	<b>24.634</b>	35.741	44.129	218.6	15:57:17.132
10		1:45.370 P	24.745	35.997	44.628	217.7	15:58:53.945	10		3:01.668	1:51.232	36.293	34.143	217.3	16:00:18.800
11		3:27.529 P	1:39.107	45.459	1:02.963	190.1	16:02:21.474	11		2:10.348 P	30.216	44.261	55.871	212.1	16:02:29.148
12		19:41.206	18:16.004	42.427	42.775	210.5	16:22:02.680	12		11:24.442	10:03.598	40.840	40.004	213.4	16:13:53.590
13		1:55.618	31.111	42.388	42.119	213.0	16:23:58.298	13		1:49.956	29.909	40.496	39.551	214.2	16:15:43.546
14		1:56.548	31.562	42.460	42.526	212.5	16:25:54.846	14		1:51.564	30.196	40.825	40.543	213.4	16:17:35.110
15		1:55.468	31.303	42.250	41.915	213.0	16:27:50.314	15		2:01.532 P	30.365	41.166	50.001	214.2	16:19:36.642
16		1:54.361	31.146	42.125	41.090	213.4	16:29:44.675	16		4:04.639	2:40.375	42.600	41.664	182.7	16:23:41.281
17		1:55.931	30.942	42.370	42.619	211.3	16:31:40.606	17		1:50.774	30.397	40.784	39.593	213.4	16:25:32.055
18		1:55.019	31.895	41.635	41.489	213.4	16:33:35.625	18		1:52.077	30.134	41.123	40.820	213.4	16:27:24.132
19		2:18.904 P	42.849	43.302	52.753	212.1	16:35:54.529	19		1:53.332	31.270	41.269	40.793	213.4	16:29:17.464
20		3:17.412 P	1:39.855	42.796	54.761	212.1	16:39:11.941	20		1:51.085	30.349	40.872	39.864	213.4	16:31:08.549
								21		1:53.334	30.489	41.438	41.407	172.2	16:33:01.883
								22		2:01.093 P	30.344	40.938	49.811	213.8	16:35:02.976
								23		3:10.635 P	1:39.188	41.226	50.221	212.5	16:38:13.611
								24		3:11.460 P	1:39.627	41.213	50.620	213.4	16:41:25.071

39							
Huilin Han							
Ferrari 296 GT3							
AM							
Target Racing							
Lap	D	Time	Sector 1	Sector 2	Sector 3	T. Spd	Elapsed
1		15:43:41.662	15:42:26.566	39.502	35.594	216.0	15:43:41.662
2		1:38.762	26.065	37.693	35.004	216.8	15:45:20.424
3		1:47.970	25.585	37.567	44.818	216.4	15:47:08.394
4		5:57.975 P	28.246	41.274	4:48.455	215.1	15:53:06.369
5		1:54.072	42.213	37.076	34.783	216.0	15:55:00.441
6		1:36.897	25.394	36.775	<b>34.728</b>	216.4	15:56:37.338
7		1:38.576	26.816	36.839	34.921	215.5	15:58:15.914
8		<b>1:36.702</b>	<b>25.224</b>	<b>36.373</b>	35.105	216.4	15:59:52.616
9			32.754	51.200		193.2	





**Misano**  
**International GT Open**  
**Free Practice - 2**  
**Lap Analysis**

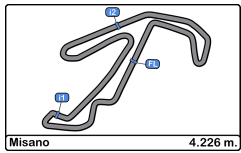


51							55														
PRO			Tommaso Mosca				AF Corse				PROAM			Vincent Abril				AF Corse			
Lap	D	Time	Sector 1	Sector 2	Sector 3	T. Spd	Elapsed	Lap	D	Time	Sector 1	Sector 2	Sector 3	T. Spd	Elapsed						
1		15:42:13.542	15:40:54.638	40.652	38.252	213.4	15:42:13.542	1		15:43:01.762	15:41:34.121	45.301	42.340	159.5	15:43:01.762						
2		1:40.533	26.753	38.618	35.162	214.2	15:43:54.075	2		1:50.990	28.802	41.734	40.454	180.9	15:44:52.752						
3		1:35.984	25.554	36.592	33.838	216.4	15:45:30.059	3		1:46.340	27.564	41.620	37.156	176.4	15:46:39.092						
4		1:35.587	25.213	36.236	34.138	216.8	15:47:05.646	4		1:39.435	26.448	37.217	35.770	216.0	15:48:18.527						
5		2:37.182 P	25.278	36.154	1:35.750	215.5	15:49:42.828	5		1:37.382	25.159	36.507	35.716	216.4	15:49:55.909						
6		1:58.408	42.336	42.136	33.936	207.2	15:51:41.236	6		1:33.937	24.695	35.841	33.401	218.6	15:51:29.846						
7		1:34.129	24.758	35.794	33.577	216.4	15:53:15.365	7		2:06.005 P	25.014	35.722	1:05.269	218.1	15:53:35.851						
8		1:34.558	24.692	35.757	34.109	216.4	15:54:49.923	8		2:53.696	1:42.651	35.906	35.139	217.7	15:56:29.547						
9		1:37.478	27.409	36.131	33.938	216.4	15:56:27.401	9		1:33.292	24.519	35.410	33.363	219.5	15:58:02.839						
10		1:34.051	24.848	35.738	33.465	215.5	15:58:01.452	10		1:35.106	24.927	35.592	34.587	221.3	15:59:37.945						
11		1:34.157	24.885	35.698	33.574	216.0	15:59:35.609	11		3:32.284 P	33.706	48.811	2:09.767	160.2	16:03:10.229						
12		5:56.284 P	28.612	45.073	4:42.599	183.9	16:05:31.893	12		22:19.159	20:53.813	42.162	43.184	214.2	16:25:29.388						
13		2:09.165	45.710	42.329	41.126	210.5	16:07:41.058	13		1:54.047	30.836	41.818	41.393	213.0	16:27:23.435						
14		1:51.892	29.977	41.442	40.473	210.9	16:09:32.950	14		1:56.667	31.271	41.788	43.608	212.5	16:29:20.102						
15		1:52.023	30.060	41.264	40.699	211.3	16:11:24.973	15		1:54.180	31.241	41.804	41.135	210.9	16:31:14.282						
16		1:53.661	31.518	41.756	40.387	211.3	16:13:18.634	16		1:53.951	30.824	41.724	41.403	215.5	16:33:08.233						
17		2:58.013 P	30.373	41.204	1:46.436	211.7	16:16:16.647	17			31.653	43.160		208.0							
18		3:14.241 P	45.614	42.044	1:46.583	210.9	16:19:30.888														
19			44.682	42.027		211.3															

54							63														
PROAM			Dexter Müller				Mercedes AMG GT3 EVO				PRO			Rodrigo Testa				Scuderia Villorba Corse			
Lap	D	Time	Sector 1	Sector 2	Sector 3	T. Spd	Elapsed	Lap	D	Time	Sector 1	Sector 2	Sector 3	T. Spd	Elapsed						
1		15:43:22.363	15:42:11.601	36.566	34.196	217.7	15:43:22.363	1		15:42:56.163	15:41:41.715	37.727	36.721	214.7	15:42:56.163						
2		1:34.599	24.989	35.922	33.688	217.7	15:44:56.962	2		1:38.326	26.730	37.486	34.110	216.8	15:44:34.489						
3		1:34.913	24.918	35.813	34.182	217.3	15:46:31.875	3		1:36.081	24.980	35.873	35.228	218.1	15:46:10.570						
4		1:34.313	24.754	35.705	33.854	218.6	15:48:06.188	4		1:34.767	25.269	35.828	33.670	218.6	15:47:45.337						
5		1:34.128	24.695	35.839	33.594	218.1	15:49:40.316	5		1:34.418	24.875	35.827	33.716	217.7	15:49:19.755						
6		1:48.960 P	25.053	36.817	47.090	175.3	15:51:29.276	6		2:40.040 P	24.771	36.024	1:39.245	216.8	15:51:59.795						
7		2:49.079	1:39.109	36.288	33.682	217.3	15:54:18.355	7		1:56.161	42.752	36.444	36.965	164.8	15:53:55.956						
8		1:33.618	24.667	35.620	33.331	218.6	15:55:51.973	8		1:36.336	25.483	36.093	33.759	216.8	15:55:31.291						
9		1:34.622	24.818	35.840	33.964	218.1	15:57:26.595	9		1:34.769	25.246	35.663	33.860	217.7	15:57:06.060						
10		1:49.335 P	25.328	36.196	47.811	219.0	15:59:15.930	10		1:44.220	26.970	38.785	38.465	216.0	15:58:50.280						
11		9:31.945	8:09.642	41.495	40.808	208.8	16:08:47.875	11		1:35.054	25.157	36.103	33.794	217.3	16:00:25.334						
12		1:51.134	29.901	40.632	40.601	213.0	16:10:39.009	12			29.762	49.434		182.1							
13		1:51.982	30.392	40.693	40.897	213.4	16:12:30.991														
14		1:51.063	30.042	41.069	39.952	213.0	16:14:22.054														
15		2:01.421 P	29.916	40.564	50.941	213.4	16:16:23.475														
16		3:05.065	1:39.357	41.819	43.889	210.5	16:19:28.540														
17		1:54.754	31.433	41.568	41.753	210.9	16:21:23.294														
18		1:56.303	30.658	43.036	42.609	212.1	16:23:19.597														
19		1:55.643	30.294	43.510	41.839	211.3	16:25:15.240														
20		1:53.339	30.377	41.915	41.047	210.5	16:27:08.579														
21		1:54.823	30.381	42.949	41.493	212.5	16:29:03.402														
22		1:53.895	30.424	42.101	41.370	211.7	16:30:57.297														
23		2:08.121 P	31.373	46.132	50.616	212.1	16:33:05.418														

71							71														
PRO			Christian Mansell				Mercedes AMG GT3 EVO				PRO			Maximilian Götz				Team Motopark			
Lap	D	Time	Sector 1	Sector 2	Sector 3	T. Spd	Elapsed	Lap	D	Time	Sector 1	Sector 2	Sector 3	T. Spd	Elapsed						
1		15:43:35.497 P	15:41:20.245	37.273	1:37.979	216.4	15:43:35.497	1		15:43:35.497 P	15:41:20.245	37.273	1:37.979	216.4	15:43:35.497						
2		2:55.871 P	41.747	36.504	1:37.620	217.3	15:46:31.368	2		2:55.871 P	41.747	36.504	1:37.620	217.3	15:46:31.368						
3		3:43.229 P	41.454	37.036	2:24.739	177.9	15:50:14.597	3		3:43.229 P	41.454	37.036	2:24.739	177.9	15:50:14.597						
4		1:54.834	42.275	36.500	36.059	216.0	15:52:09.431	4		1:54.834	42.275	36.500	36.059	216.0	15:52:09.431						
5		1:34.534	25.046	35.758	33.730	217.7	15:53:43.965	5		1:34.534	25.046	35.758	33.730	217.7	15:53:43.965						
6		1:34.147	24.713	35.715	33.719	218.1	15:55:18.112	6		1:34.147	24.713	35.715	33.719	218.1	15:55:18.112						
7		1:34.154	24.680	35.680	33.794	218.6	15:56:52.266	7		1:34.154	24.680	35.680	33.794	218.6	15:56:52.266						
8		1:37.640	24.823	35.851	36.966	218.1	15:58:29.906	8		1:37.640	24.823	35.851	36.966	218.1	15:58:29.906						
9		1:36.960	25.707	36.861	34.392	216.0	16:00:06.866	9		1:36.960	25.707	36.861	34.392	216.0	16:00:06.866						
10		13:20.348 P	27.319	40.460	12:12.569	215.1	16:13:27.214	10		13:20.348 P	27.319	40.460	12:12.569	215.1	16:13:27.214						
11		3:12.179 P	45.312	41.437	1:45.430	213.0	16:16:39.393	11		3:12.179 P	45.312	41.437	1:45.430	213.0	16:16:39.393						
12		3:11.262 P	44.622	41.792	1:44.848	213.8	16:19:50.655	12		3:11.262 P	44.622	41.792	1:44.848	213.8	16:19:50.655						
13			46.057	41.332		213.4		13			46.057	41.332		213.4							





**Misano**  
**International GT Open**  
**Free Practice - 2**  
**Lap Analysis**



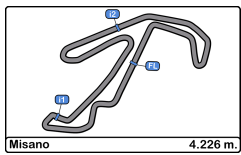
**75** Filip Salaquarda Audi R8 LMS GT3 Evo II **79** Seweryn Mazur Lamborghini Huracan Evo 2

PROAM							Team ISR							AM									
Libor Milota														Sendom Racing Team									
Lap	D	Time	Sector 1	Sector 2	Sector 3	T. Spd	Elapsed	Lap	D	Time	Sector 1	Sector 2	Sector 3	T. Spd	Elapsed	Lap	D	Time	Sector 1	Sector 2	Sector 3	T. Spd	Elapsed
1		15:43:20.550	15:42:05.913	39.082	35.555	215.5	15:43:20.550	1		15:42:58.309	15:41:40.378	38.802	39.129	199.2	15:42:58.309	1		15:42:58.309	15:41:40.378	38.802	39.129	199.2	15:42:58.309
2		1:37.950	25.351	37.656	34.943	202.6	15:44:58.500	2		1:39.884	26.148	37.489	36.247	219.0	15:44:38.193	2		1:39.884	26.148	37.489	36.247	219.0	15:44:38.193
3		1:37.248	25.049	36.553	35.646	219.5	15:46:35.748	3		1:37.972	27.234	36.567	34.171	220.8	15:46:16.165	3		1:37.972	27.234	36.567	34.171	220.8	15:46:16.165
4		1:36.366	25.702	36.774	33.890	217.7	15:48:12.114	4		1:35.534	25.282	36.028	34.224	220.4	15:47:51.699	4		1:35.534	25.282	36.028	34.224	220.4	15:47:51.699
5		1:34.615	25.071	35.895	33.649	216.4	15:49:46.729	5		1:35.305	25.181	36.221	33.903	219.9	15:49:27.004	5		1:35.305	25.181	36.221	33.903	219.9	15:49:27.004
6		1:38.467	25.139	37.481	35.847	216.0	15:51:25.196	6		7:34.292 P	25.109	35.963	6:33.220	219.9	15:57:01.296	6		7:34.292 P	25.109	35.963	6:33.220	219.9	15:57:01.296
7		1:34.623	25.093	35.808	33.722	217.7	15:52:59.819	7		1:53.037	41.987	36.753	34.297	218.6	15:58:54.333	7		1:53.037	41.987	36.753	34.297	218.6	15:58:54.333
8		1:34.134	24.892	35.723	33.519	218.1	15:54:33.953	8		1:35.968	25.655	36.356	33.957	218.6	16:00:30.301	8		1:35.968	25.655	36.356	33.957	218.6	16:00:30.301
9		1:47.625 P	24.937	35.889	46.799	218.1	15:56:21.578	9		6:05.602 P	30.807	47.236	4:47.559	198.5	16:06:35.903	9		6:05.602 P	30.807	47.236	4:47.559	198.5	16:06:35.903
10		2:59.181	1:43.230	36.178	39.773	219.0	15:59:20.759	10		2:07.925	45.433	41.043	41.449	213.0	16:08:43.828	10		2:07.925	45.433	41.043	41.449	213.0	16:08:43.828
11		1:57.282 P	25.868	38.289	53.125	204.5	16:01:18.041	11		1:52.713	30.941	41.144	40.628	214.2	16:10:36.541	11		1:52.713	30.941	41.144	40.628	214.2	16:10:36.541
12		7:43.842	6:17.009	43.504	43.329	211.7	16:09:01.883	12		1:55.233	31.084	40.957	43.192	214.7	16:12:31.774	12		1:55.233	31.084	40.957	43.192	214.7	16:12:31.774
13		1:54.591	31.201	41.571	41.819	213.0	16:10:56.474	13		1:53.177	30.895	41.427	40.855	215.5	16:14:24.951	13		1:53.177	30.895	41.427	40.855	215.5	16:14:24.951
14		1:54.491	31.225	41.640	41.626	213.4	16:12:50.965	14		7:30.616 P	35.161	43.343	6:12.112	210.5	16:21:55.567	14		7:30.616 P	35.161	43.343	6:12.112	210.5	16:21:55.567
15		1:54.032	31.224	41.576	41.232	213.0	16:14:44.997	15		2:06.918	45.121	41.187	40.610	214.7	16:24:02.485	15		2:06.918	45.121	41.187	40.610	214.7	16:24:02.485
16		1:54.874	31.028	42.461	41.385	213.0	16:16:39.871	16		1:52.146	30.774	41.406	39.966	212.1	16:25:54.631	16		1:52.146	30.774	41.406	39.966	212.1	16:25:54.631
17		1:53.009	30.744	41.352	40.913	214.2	16:18:32.880	17		1:52.816	30.812	41.491	40.513	213.8	16:27:47.447	17		1:52.816	30.812	41.491	40.513	213.8	16:27:47.447
18		2:05.271 P	30.797	41.435	53.039	213.8	16:20:38.151	18		1:52.021	30.582	40.824	40.615	215.1	16:29:39.468	18		1:52.021	30.582	40.824	40.615	215.1	16:29:39.468
19		3:04.848 P	1:29.657	42.135	53.056	212.1	16:23:42.999	19		2:05.097	31.081	40.548	53.468	213.0	16:31:44.565	19		2:05.097	31.081	40.548	53.468	213.0	16:31:44.565
20		3:14.748	1:52.679	41.526	40.543	213.4	16:26:57.747	20		1:53.206	31.222	41.011	40.973	214.2	16:33:37.771	20		1:53.206	31.222	41.011	40.973	214.2	16:33:37.771
21		1:54.395	30.743	43.001	40.651	214.2	16:28:52.142	21		1:53.014	31.281	41.094	40.639	214.2	16:35:30.785	21		1:53.014	31.281	41.094	40.639	214.2	16:35:30.785
22		1:53.286	30.839	41.677	40.770	211.3	16:30:45.428	22		1:52.081	30.595	41.102	40.384	213.8	16:37:22.866	22		1:52.081	30.595	41.102	40.384	213.8	16:37:22.866
23		1:52.077	30.618	41.207	40.252	214.7	16:32:37.505	23		1:51.884	30.614	41.166	40.104	214.2	16:39:14.750	23		1:51.884	30.614	41.166	40.104	214.2	16:39:14.750
24		1:52.399	30.558	41.342	40.499	212.5	16:34:29.904	24		1:52.139	30.744	41.133	40.262	216.4	16:41:06.889	24		1:52.139	30.744	41.133	40.262	216.4	16:41:06.889
25		1:53.476	30.808	41.316	41.352	215.1	16:36:23.380	25			32.617	43.141	208.0			25			32.617	43.141	208.0		
26		1:57.671	31.125	41.676	44.870	213.0	16:38:21.051																
27		1:52.038	30.589	40.974	40.475	214.2	16:40:13.089																
28		2:06.259 P	31.827	41.258	53.174	213.8	16:42:19.348																

**77** Alfredo Hernández Mercedes AMG GT3 EVO **81** Norikazu Shibata Ferrari 296 GT3

AM							Grupo Prom Racing Team							PROAM									
														Charles Fagg									
Lap	D	Time	Sector 1	Sector 2	Sector 3	T. Spd	Elapsed	Lap	D	Time	Sector 1	Sector 2	Sector 3	T. Spd	Elapsed	Lap	D	Time	Sector 1	Sector 2	Sector 3	T. Spd	Elapsed
1		15:42:55.870	15:41:39.979	39.116	36.775	211.3	15:42:55.870	1		15:42:50.546	15:41:18.854	45.829	45.863	175.6	15:42:50.546	1		15:42:50.546	15:41:18.854	45.829	45.863	175.6	15:42:50.546
2		1:42.101	26.703	39.131	36.267	215.1	15:44:37.971	2		1:51.883	29.442	41.113	41.328	161.9	15:44:42.429	2		1:51.883	29.442	41.113	41.328	161.9	15:44:42.429
3		1:40.267	27.075	37.728	35.464	216.4	15:46:18.238	3		1:45.647	27.303	38.317	40.027	215.1	15:46:28.076	3		1:45.647	27.303	38.317	40.027	215.1	15:46:28.076
4		1:39.036	25.796	37.861	35.379	216.0	15:47:57.274	4		1:37.918	26.529	36.753	34.636	216.4	15:48:05.994	4		1:37.918	26.529	36.753	34.636	216.4	15:48:05.994
5		1:38.008	25.654	36.839	35.515	216.0	15:49:35.282	5		1:44.992	29.037	40.860	35.095	214.2	15:49:50.986	5		1:44.992	29.037	40.860	35.095	214.2	15:49:50.986
6		1:37.325	25.716	36.479	35.130	216.0	15:51:12.607	6		4:34.732	24.983	35.896	33.853	216.8	15:51:25.718	6		4:34.732	24.983	35.896	33.853	216.8	15:51:25.718
7		1:51.619 P	25.762	36.857	49.000	215.5	15:53:04.226	7		4:04.838 P	25.018	35.970	3:03.850	216.4	15:55:30.556	7		4:04.838 P	25.018	35.970	3:03.850	216.4	15:55:30.556
8		2:55.531	1:42.613	37.217	35.701	215.1	15:55:59.757	8		2:01.536	44.953	38.987	37.596	213.8	15:57:32.092	8		2:01.536	44.953	38.987	37.596	213.8	15:57:32.092
9		1:38.070	25.762	36.744	35.564	216.4	15:57:37.827	9		4:54.444	26.917	47.635	36.889	212.5	15:59:23.533	9		4:54.444	26.917	47.635	36.889	212.5	15:59:23.533
10		1:37.865	25.847	36.616	35.402	216.0	15:59:15.692	10		1:47.867	27.631	38.890	41.346	213.4	16:01:11.400	10		1:47.867	27.631	38.890	41.346	213.4	16:01:11.400
11		1:57.668 P	26.352	38.321	52.995	213.8	16:01:13.360	11			33.787	48.156	192.1			11			33.787	48.156	192.1		





**Misano**  
**International GT Open**  
**Free Practice - 2**  
**Lap Analysis**



88

Darren Kell

McLaren 720 Evo GT3

707

Al Faisal Al Zubair

Ferrari 296 GT3 EVO

PROAM

James Kell

Track Focused

PRO

David Fumanelli

Al Manar by Dragon Racing

Lap	D	Time	Sector 1	Sector 2	Sector 3	T. Spd	Elapsed	Lap	D	Time	Sector 1	Sector 2	Sector 3	T. Spd	Elapsed		
1		15:42:30.272	15:41:17.191	36.839	36.242	218.1	15:42:30.272	1		15:43:55.964			15:43:55.964		15:43:55.964		
2		1:37.157	25.984	36.804	34.369	220.8	15:44:07.429	2		2:01.873	44.110	37.326	40.437	180.9	15:45:57.837		
3		1:35.520	25.402	36.209	33.909	216.4	15:45:42.949	3		<del>4:35.374</del>	25.256	36.012	34.106	216.0	15:47:33.211		
4		1:35.475	25.366	36.121	33.988	219.0	15:47:18.424	4		1:34.967	24.993	35.993	33.981	217.7	15:49:08.178		
5		1:56.483	P	33.579	37.260	45.644	216.4	15:49:14.907	5		<del>4:34.550</del>	25.025	35.696	33.829	217.3	15:50:42.728	
6		4:11.330	2:59.195	36.172	35.963	217.3	15:53:26.237	6		1:34.217	24.811	35.761	33.645	217.7	15:52:16.945		
7		1:37.226	25.769	36.168	35.289	220.8	15:55:03.463	7		1:33.839	24.914	35.312	33.613	218.6	15:53:50.784		
8		1:36.323	25.876	36.276	34.171	215.5	15:56:39.786	8		1:33.898	24.766	35.324	33.808	219.0	15:55:24.682		
9		1:36.999	25.643	36.195	35.161	217.7	15:58:16.785	9		1:34.647	24.799	35.624	34.224	218.6	15:56:59.329		
10		1:47.498	P	25.594	36.321	45.583	216.8	16:00:04.283	10		2:41.819	P	25.358	36.239	1:40.222	218.1	15:59:41.148
11		7:31.743	6:03.614	45.889	42.240	141.9	16:07:36.026	11		7:22.060	P	45.612	46.894	5:49.554	182.4	16:07:03.208	
12		1:54.156	31.206	41.624	41.326	211.7	16:09:30.182	12		2:07.922	45.693	41.380	40.849	211.7	16:09:11.130		
13		2:03.874	P	30.763	41.414	51.697	212.5	16:11:34.056	13		1:51.576	30.516	40.854	40.206	213.8	16:11:02.706	
14		3:54.033	2:32.133	41.104	40.796	216.4	16:15:28.089	14		1:51.468	30.291	40.862	40.315	210.9	16:12:54.174		
15		1:51.866	30.475	41.046	40.345	215.5	16:17:19.955	15		1:52.259	30.228	42.128	39.903	214.2	16:14:46.433		
16		1:52.470	30.585	41.342	40.543	215.5	16:19:12.425	16		1:51.905	30.405	41.087	40.413	212.5	16:16:38.338		
17		1:52.957	30.786	41.584	40.587	212.5	16:21:05.382	17		1:51.221	30.334	40.753	40.134	213.8	16:18:29.559		
18		2:02.929	P	30.674	41.298	50.957	209.3	16:23:08.311	18		3:15.109	P	30.357	40.742	2:04.010	213.8	16:21:44.668
19		3:45.367	2:24.354	40.875	40.138	216.8	16:26:53.678	19		2:09.986	46.143	41.900	41.943	213.0	16:23:54.654		
20		1:51.247	30.300	41.008	39.939	214.7	16:28:44.925	20		1:53.813	30.913	41.638	41.262	212.5	16:25:48.467		
21		1:51.255	30.439	40.853	39.963	215.1	16:30:36.180	21		1:53.029	30.961	41.303	40.765	212.5	16:27:41.496		
22		2:01.418	P	30.301	41.010	50.107	210.9	16:32:37.598	22		1:52.167	30.678	41.032	40.457	213.4	16:29:33.663	
23		3:10.148	1:45.747	40.918	43.483	212.5	16:35:47.746	23		1:51.810	30.551	40.879	40.380	213.8	16:31:25.473		
24		1:50.918	30.248	40.959	39.711	214.7	16:37:38.664	24		1:51.905	30.444	41.302	40.159	213.8	16:33:17.378		
25		1:50.668	30.200	40.861	39.607	214.2	16:39:29.332	25		1:52.653	30.567	41.453	40.633	213.8	16:35:10.031		
26		2:00.813	P	30.493	40.893	49.427	216.8	16:41:30.145	26		2:56.999	P	30.776	41.325	1:44.898	213.8	16:38:07.030

96

Yaroslav Veselaho

Ferrari 296 GT3 EVO

777

Marcin Jedliński

Ferrari 296 GT3 EVO

PRO

Lorenzo Ferrari

AF Corse

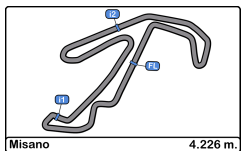
PROAM

Karol Basz

Olimp Racing

Lap	D	Time	Sector 1	Sector 2	Sector 3	T. Spd	Elapsed	Lap	D	Time	Sector 1	Sector 2	Sector 3	T. Spd	Elapsed		
1		15:42:30.960	15:41:12.039	40.344	38.577	214.2	15:42:30.960	1		15:42:28.978	15:41:12.764	37.634	38.580	209.7	15:42:28.978		
2		1:40.556	26.770	37.734	36.052	214.7	15:44:11.516	2		1:35.065	25.363	36.029	33.673	217.7	15:44:04.043		
3		1:40.443	26.635	37.542	36.266	216.4	15:45:51.959	3		<del>4:34.094</del>	24.653	35.811	33.627	218.1	15:45:38.134		
4		1:36.342	25.383	36.582	34.377	218.1	15:47:28.301	4		1:34.167	24.597	35.652	33.918	217.7	15:47:12.301		
5		1:41.981	26.616	40.298	35.067	216.4	15:49:10.282	5		1:44.866	P	25.086	35.990	43.790	217.7	15:48:57.167	
6		1:34.424	24.953	35.868	33.603	218.1	15:50:44.706	6		4:13.486	2:59.691	38.215	35.580	216.0	15:53:10.653		
7		1:34.019	24.615	35.797	33.607	218.6	15:52:18.725	7		1:41.360	27.945	37.178	36.237	179.1	15:54:52.013		
8		2:52.079	P	24.681	35.627	1:51.771	218.1	15:55:10.804	8		1:38.400	26.089	37.321	34.990	217.7	15:56:30.413	
9		2:00.921	44.872	40.969	35.080	216.8	15:57:11.725	9		1:37.763	25.846	36.722	35.195	216.8	15:58:08.176		
10		1:36.653	25.309	36.312	35.032	217.3	15:58:48.378	10		1:37.682	25.832	36.723	35.127	216.8	15:59:45.858		
11		9:24.595	P	25.310	35.921	8:23.364	217.7	16:08:12.973	11		2:19.884	P	28.962	49.653	1:01.269	154.2	16:02:05.742
12		3:13.599	P	46.795	41.872	1:44.932	213.8	16:11:26.572									
13		3:14.673	P	46.270	41.836	1:46.567	201.8	16:14:41.245									
14		3:14.153	P	46.338	42.761	1:45.054	211.3	16:17:55.398									
15			45.352	41.529		213.0											





**Misano**  
**International GT Open**  
**Free Practice - 2**  
**Lap Analysis**



**911**

Pietro Armani

Porsche 911 GT3 R EVO (992)

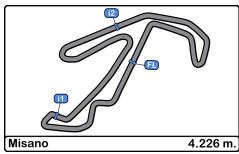
PRO

Alex Fontana

ZRS Motorsport

Lap	D	Time	Sector 1	Sector 2	Sector 3	T. Spd	Elapsed
1		15:42:24.320	15:41:12.478	37.129	34.713	210.1	15:42:24.320
2		1:35.486	25.105	36.179	34.202	217.3	15:43:59.806
3		1:34.555	24.849	35.754	33.952	217.3	15:45:34.361
4		1:34.216	24.984	35.602	33.630	217.7	15:47:08.577
5		1:37.990	27.320	36.152	34.518	216.8	15:48:46.567
6		1:34.238	24.736	35.893	33.609	216.8	15:50:20.805
7		<b>1:33.456</b>	<b>24.699</b>	<b>35.387</b>	<b>33.370</b>	217.7	15:51:54.261
8		3:28.356 P	25.007	36.782	2:26.567	216.4	15:55:22.617
9		1:58.832	42.187	36.364	40.281	216.4	15:57:21.449
10		1:37.224	24.721	35.971	36.532	218.1	15:58:58.673
11		17:59.466 P	24.786	35.715	16:58.965	217.3	16:16:58.139
12		3:14.002 P	44.931	41.581	1:47.490	211.3	16:20:12.141
13		3:17.675 P	44.645	40.925	1:52.105	213.8	16:23:29.816
14		2:05.952	44.697	40.968	40.287	214.2	16:25:35.768
15		1:50.860	29.917	40.811	40.132	213.8	16:27:26.628
16		1:52.116	30.003	40.981	41.132	214.2	16:29:18.744
17		1:50.779	30.038	40.839	39.902	214.7	16:31:09.523
18		1:51.229	30.168	40.900	40.161	215.1	16:33:00.752
19		1:51.033	30.175	40.812	40.046	213.8	16:34:51.785
20		1:50.827	30.165	40.722	39.940	214.2	16:36:42.612
21		2:57.508 P	30.328	40.863	1:46.317	207.2	16:39:40.120
22			43.692	40.770		213.8	



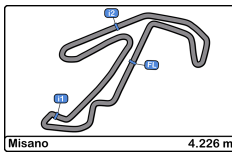


**Misano**  
**International GT Open**  
**Free Practice - 2**  
**Best Sectors Results**



Sector - 1		Sector - 2		Sector - 3		Ideal Lap vs Best Lap					
Clas	Nº Driver	Time	Nº Driver	Time	Nº Driver	Time	Clas	Nº Driver	Ideal Lap	Best Lap	Clas
1	26 Blanchemain - Pla	24.489	707 Al Zubair - Fumanelli	35.312	26 Blanchemain - Pla	33.215	1	26 Blanchemain - Pla	1:33.061	1:33.286	1
2	55 De Meeus - Abril	24.519	26 Blanchemain - Pla	35.357	33 Meakin - Macdonald	33.256	2	55 De Meeus - Abril	1:33.292	1:33.292	2
3	777 Jedliński - Basz	24.597	911 Armani - Fontana	35.387	54 Müller - Mettler	33.331	3	33 Meakin - Macdonald	1:33.350	1:33.416	3
4	96 Veselaho - Ferrari	24.615	55 De Meeus - Abril	35.410	28 Ramírez - Baumann	33.350	4	911 Armani - Fontana	1:33.456	1:33.456	4
5	17 Emson - Lebbon	24.630	33 Meakin - Macdonald	35.460	17 Emson - Lebbon	33.362	5	11 Wolf - Fach	1:33.506	1:33.582	6
6	33 Meakin - Macdonald	24.634	11 Wolf - Fach	35.465	55 De Meeus - Abril	33.363	6	28 Ramírez - Baumann	1:33.524	1:33.581	5
7	11 Wolf - Fach	24.641	28 Ramírez - Baumann	35.513	911 Armani - Fontana	33.370	7	17 Emson - Lebbon	1:33.526	1:33.754	8
8	28 Ramírez - Baumann	24.661	17 Emson - Lebbon	35.534	11 Wolf - Fach	33.400	8	54 Müller - Mettler	1:33.618	1:33.618	7
9	54 Müller - Mettler	24.667	9 Bartone - Schiller	35.584	51 Durán - Mosca	33.465	9	707 Al Zubair - Fumanelli	1:33.691	1:33.839	9
10	71 Mansell - Götz	24.680	25 Letlaka - Jefferies	35.593	75 Salaquarda - Milota	33.519	10	96 Veselaho - Ferrari	1:33.845	1:34.019	11
11	51 Durán - Mosca	24.692	54 Müller - Mettler	35.620	9 Bartone - Schiller	33.583	11	51 Durán - Mosca	1:33.855	1:34.051	12
12	9 Bartone - Schiller	24.695	96 Veselaho - Ferrari	35.627	96 Veselaho - Ferrari	33.603	12	9 Bartone - Schiller	1:33.862	1:34.016	10
13	911 Armani - Fontana	24.699	777 Jedliński - Basz	35.652	707 Al Zubair - Fumanelli	33.613	13	777 Jedliński - Basz	1:33.876	1:34.167	15
14	707 Al Zubair - Fumanelli	24.766	63 Moncini - Testa	35.663	777 Jedliński - Basz	33.627	14	71 Mansell - Götz	1:34.079	1:34.147	14
15	63 Moncini - Testa	24.771	71 Mansell - Götz	35.680	63 Moncini - Testa	33.670	15	63 Moncini - Testa	1:34.104	1:34.418	16
16	16 Hahn - Osman	24.783	51 Durán - Mosca	35.698	25 Letlaka - Jefferies	33.685	16	75 Salaquarda - Milota	1:34.134	1:34.134	13
17	24 Borodin - Webb	24.868	75 Salaquarda - Milota	35.723	71 Mansell - Götz	33.719	17	25 Letlaka - Jefferies	1:34.207	1:34.451	17
18	75 Salaquarda - Milota	24.892	7 Darmetko - Dybionka	35.882	24 Borodin - Webb	33.797	18	16 Hahn - Osman	1:34.560	1:35.725	21
19	25 Letlaka - Jefferies	24.929	81 Shibata - Fagg	35.896	81 Shibata - Fagg	33.853	19	24 Borodin - Webb	1:34.635	1:55.643	29
20	7 Darmetko - Dybionka	24.934	16 Hahn - Osman	35.923	16 Hahn - Osman	33.854	20	81 Shibata - Fagg	1:34.732	1:37.918	26
21	81 Shibata - Fagg	24.983	79 Seweryn Mazur	35.963	79 Seweryn Mazur	33.903	21	7 Darmetko - Dybionka	1:34.781	1:34.982	18
22	79 Seweryn Mazur	25.109	24 Borodin - Webb	35.970	88 Kell - Kell	33.909	22	79 Seweryn Mazur	1:34.975	1:35.305	19
23	39 Huilin Han	25.224	6 Lewandowski - Lewandowski	35.999	7 Darmetko - Dybionka	33.965	23	88 Kell - Kell	1:35.396	1:35.475	20
24	6 Lewandowski - Lewandowski	25.266	88 Kell - Kell	36.121	39 Huilin Han	34.728	24	6 Lewandowski - Lewandowski	1:36.033	1:36.103	22
25	88 Kell - Kell	25.366	39 Huilin Han	36.373	6 Lewandowski - Lewandowski	34.768	25	39 Huilin Han	1:36.325	1:36.702	23
26	77 Alfredo Hernández	25.654	12 Joel Monegro Reyes	36.459	12 Joel Monegro Reyes	34.832	26	12 Joel Monegro Reyes	1:36.988	1:37.010	24
27	12 Joel Monegro Reyes	25.697	77 Alfredo Hernández	36.479	77 Alfredo Hernández	35.130	27	77 Alfredo Hernández	1:37.263	1:37.325	25
28	14 Wira - Magdziarz	25.934	14 Wira - Magdziarz	37.039	14 Wira - Magdziarz	35.573	28	14 Wira - Magdziarz	1:38.546	1:38.825	27
29	5 Jedliński - Korzeniowski	28.474	5 Jedliński - Korzeniowski	38.928	5 Jedliński - Korzeniowski	37.528	29	5 Jedliński - Korzeniowski	1:44.930	1:45.381	28



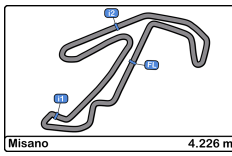


**Misano**  
**International GT Open**  
**Free Practice - 2**  
**Best 5 Lap Times**



Cl	N° Entrant/Team	Nat	Driver 1	Nat	Driver 2	Nat	Vehicle	Cat	Cl	Best 1		Best 2		Best 3		Best 4		Best 5	
										Time	Lap	Time	Lap	Time	Lap	Time	Lap	Time	Lap
1	26 Saintéloc Racing	FRA	Michaël Blanchemain	FRA	Jim Pla	FRA	Audi R8 LMS GT3 Evo II	PROAM	1	1:33.286	7	1:33.442	6	1:33.566	8	1:34.605	3	1:39.712	2
2	55 AF Corse	ITA	Laurent De Meeus	BEL	Vincent Abril	BEL	Ferrari 296 GT3 EVO	PROAM	2	1:33.292	9	1:33.937	6	1:35.106	10	1:37.382	5	1:39.435	4
3	33 Greystone GT	GBR	Zac Meakin	GBR	Dean Macdonald	GBR	McLaren 720s GT3 Evo	PRO	1	1:33.416	8	1:33.551	7	1:33.791	6	1:39.177	3	1:44.504	9
4	911 ZRS Motorsport	ITA	Pietro Armanni	ITA	Alex Fontana	CHE	Porsche 911 GT3 R EVO (992)	PRO	2	1:33.456	7	1:34.216	4	1:34.238	6	1:34.555	3	1:35.486	2
5	28 Team Motopark	DEU	Marcelo Ramírez	MEX	Dominik Baumann	AUT	Mercedes AMG GT3 EVO	PRO	3	1:33.581	6	1:33.871	5	1:34.904	7	1:52.111	3	2:09.766	13
6	11 Fach Auto Tech	CHE	Lucas Wolf	DEU	Alexander Fach	CHE	Porsche 911 GT3 R EVO (992)	PROAM	3	1:33.582	9	1:33.750	4	1:34.026	7	1:34.163	6	1:34.400	5
7	54 CBRX by SPS	DEU	Dexter Müller	CHE	Yannick Mettler	CHE	Mercedes AMG GT3 EVO	PROAM	4	1:33.618	8	1:34.128	5	1:34.313	4	1:34.599	2	1:34.622	9
8	17 Elite Motorsport with Entire Race Engineering	GBR	Tom Emson	GBR	Tom Lebbon	GBR	Ferrari 296 GT3 EVO	PRO	4	1:33.754	7	1:33.828	6	1:34.092	5	1:34.355	4	1:35.088	3
9	707 Al Manar by Dragon Racing	OMN	Al Faisal Al Zubair	OMN	David Fumanelli	ITA	Ferrari 296 GT3 EVO	PRO	5	1:33.839	7	1:33.898	8	1:34.217	6	1:34.647	9	1:34.967	4
10	9 GetSpeed	DEU	Anthony Bartone	USA	Fabian Schiller	DEU	Mercedes AMG GT3 EVO	PRO	6	1:34.016	9	1:34.323	8	1:34.352	3	1:34.670	5	1:34.989	7
11	96 AF Corse	ITA	Yaroslav Veselaho	GBR	Lorenzo Ferrari	ITA	Ferrari 296 GT3 EVO	PRO	7	1:34.019	7	1:34.424	6	1:36.342	4	1:36.653	10	1:40.443	3
12	51 AF Corse	ITA	Rafael Durán	ESP	Tommaso Mosca	ITA	Ferrari 296 GT3 EVO	PRO	8	1:34.051	10	1:34.129	7	1:34.558	8	1:35.587	4	1:35.984	3
13	75 Team ISR	CZE	Filip Salaquarda	CZE	Libor Milota	CZE	Audi R8 LMS GT3 Evo II	PROAM	5	1:34.134	8	1:34.615	5	1:34.623	7	1:36.366	4	1:37.248	3
14	71 Team Motopark	DEU	Christian Mansell	AUS	Maximilian Götz	DEU	Mercedes AMG GT3 EVO	PRO	9	1:34.147	6	1:34.154	7	1:34.534	5	1:36.960	9	1:37.640	8
15	777 Olimp Racing	POL	Marcin Jedliński	POL	Karol Basz	POL	Ferrari 296 GT3 EVO	PROAM	6	1:34.167	4	1:35.065	2	1:37.682	10	1:37.763	9	1:38.400	8
16	63 Scuderia Villorba Corse	ITA	Leonardo Mancini	ITA	Rodrigo Testa	PRY	Lamborghini Huracan Evo 2	PRO	10	1:34.418	5	1:34.767	4	1:34.769	9	1:35.054	11	1:36.081	3
17	25 Into Africa Racing by Dragon Racing Intl.	ARE	Xolile Letlaka	ZAF	Axcil Jefferies	ZAF	Ferrari 296 GT3	PROAM	7	1:34.451	3	1:34.511	7	1:34.513	8	1:34.516	6	1:34.618	4
18	7 PTT Racing	POL	Hubert Darmetko	POL	Fabian Dybionka	POL	BMW M4 GT3 EVO	PROAM*	8	1:34.982	5	1:35.265	7	1:35.403	8	1:35.430	4	1:35.532	3
19	79 Sendom Racing Team	POL	Seweryn Mazur	POL		POL	Lamborghini Huracan Evo 2	AM	1	1:35.305	5	1:35.534	4	1:35.968	8	1:37.972	3	1:39.884	2
20	88 Track Focused	GBR	Darren Kell	GBR	James Kell	GBR	McLaren 720 Evo GT3	PROAM	9	1:35.475	4	1:35.520	3	1:36.323	8	1:36.999	9	1:37.157	2
21	16 AF Corse	ITA	Marcelo Hahn	BRA	Galid Osman	BRA	Ferrari 296 GT3	AM	2	1:35.725	5	1:36.130	2	1:36.744	4	1:44.789	3	1:53.836	8
22	6 Baron Motorsport Team	AUT	Andrzej Lewandowski	POL	Adrian Lewandowski	POL	Ferrari 296 GT3	AM	3	1:36.103	5	1:36.618	7	1:37.768	6	1:39.943	8	1:40.083	9
23	39 Target Racing	ITA	Huilin Han	CHN		CHN	Ferrari 296 GT3	AM	4	1:36.702	8	1:36.897	6	1:38.576	7	1:38.762	2	1:47.970	3
24	12 Fach Auto Tech	CHE	Joel Monegro Reyes	DOM		DOM	Porsche 911 GT3 R EVO (992)	AM	5	1:37.010	8	1:37.131	5	1:37.359	7	1:37.884	4	1:38.011	6
25	77 Grupo Prom Racing Team	DEU	Alfredo Hernández	MEX		MEX	Mercedes AMG GT3 EVO	AM	6	1:37.325	6	1:37.865	10	1:38.008	5	1:38.070	9	1:39.036	4
26	81 AF Corse	ITA	Norikazu Shibata	JPN	Charles Fagg	GBR	Ferrari 296 GT3	PROAM	10	1:37.918	4	1:44.992	5	1:45.647	3	1:47.867	10	1:51.883	2
27	14 Good Speed Racing Team	POL	Piotr Wira	POL	Tomasz Magdziarz	POL	Aston Martin AMR Vantage GT3	AM	7	1:38.825	3	1:39.779	4	1:40.675	7	1:40.826	2	1:42.907	8
28	5 Olimp Racing	POL	Stanislaw Jedliński	POL	Krystian Korzeniowski	POL	Ferrari 296 GT3 EVO	AM	8	1:45.381	7	1:46.423	8	1:47.685	3	1:48.971	4	1:49.180	9
29	24 Greystone GT	GBR	Andrey Borodin	ITA	Oliver Webb	GBR	McLaren 720s GT3 Evo	PROAM	11	1:55.643	7	1:55.689	10	2:07.344	8	2:09.616	11	3:04.022	2



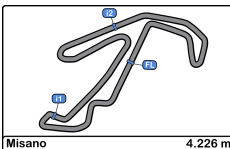


**Misano**  
**International GT Open**  
**Free Practice - 2**  
**Best 5 Top Speeds**



Cl	N° Entrant/Team	Nat	Driver 1	Nat	Driver 2	Nat	Vehicle	Cat	Cl	Top 1		Top 2		Top 3		Top 4		Top 5		Avg
										Km/h	Lap	Km/h	Lap	Km/h	Lap	Km/h	Lap	Km/h	Lap	
1	7 PTT Racing	POL	Hubert Darmetko	POL	Fabian Dybionka	POL	BMW M4 GT3 EVO	PROAM*	1	221.7	8	221.3	3	221.3	9	220.8	2	220.4	4	221.1
2	55 AF Corse	ITA	Laurent De Meeus	BEL	Vincent Abril	FRA	Ferrari 296 GT3 EVO	PROAM	2	221.3	10	219.5	9	218.6	6	218.1	7	217.7	8	219.0
3	79 Sendom Racing Team	POL	Seweryn Mazur	POL			Lamborghini Huracan Evo 2	AM	1	220.8	3	220.4	4	219.9	5	219.9	6	219.0	2	220.0
4	88 Track Focused	GBR	Darren Kell	GBR	James Kell	GBR	McLaren 720 Evo GT3	PROAM	3	220.8	2	220.8	7	219.0	4	218.1	1	217.7	9	219.3
5	17 Elite Motorsport with Entire Race Engineering	GBR	Tom Emson	GBR	Tom Lebbon	GBR	Ferrari 296 GT3 EVO	PRO	1	219.9	10	219.5	7	219.0	8	218.1	4	217.7	6	218.8
6	26 Saintéloc Racing	FRA	Michaël Blanchemain	FRA	Jim Pla	FRA	Audi R8 LMS GT3 Evo II	PROAM	4	219.5	4	219.5	8	219.0	9	218.6	3	218.6	6	219.0
7	28 Team Motopark	DEU	Marcelo Ramírez	MEX	Dominik Baumann	AUT	Mercedes AMG GT3 EVO	PRO	2	219.5	7	219.0	6	219.0	8	218.6	9	217.7	2	218.8
8	33 Greystone GT	GBR	Zac Meakin	GBR	Dean Macdonald	GBR	McLaren 720s GT3 Evo	PRO	3	219.5	8	219.0	7	218.6	6	218.6	9	218.1	4	218.8
9	75 Team ISR	CZE	Filip Salaquarda	CZE	Libor Milota	CZE	Audi R8 LMS GT3 Evo II	PROAM	5	219.5	3	219.0	10	218.1	8	218.1	9	217.7	4	218.5
10	54 CBRX by SPS	DEU	Dexter Müller	CHE	Yannick Mettler	CHE	Mercedes AMG GT3 EVO	PROAM	6	219.0	10	218.6	4	218.6	8	218.1	5	218.1	9	218.5
11	707 Al Manar by Dragon Racing	OMN	Al Faisal Al Zubair	OMN	David Fumanelli	ITA	Ferrari 296 GT3 EVO	PRO	4	219.0	8	218.6	7	218.6	9	218.1	10	217.7	4	218.4
12	63 Scuderia Villorba Corse	ITA	Leonardo Moncini	ITA	Rodrigo Testa	PRT	Lamborghini Huracan Evo 2	PRO	5	218.6	4	218.1	3	217.7	5	217.7	9	217.3	11	217.9
13	71 Team Motopark	DEU	Christian Mansell	AUS	Maximilian Götz	DEU	Mercedes AMG GT3 EVO	PRO	6	218.6	7	218.1	6	218.1	8	217.7	5	217.3	2	218.0
14	96 AF Corse	ITA	Yaroslav Veselaho	ITA	Lorenzo Ferrari	ITA	Ferrari 296 GT3 EVO	PRO	7	218.6	7	218.1	4	218.1	6	218.1	8	217.7	11	218.1
15	777 Olimp Racing	POL	Marcin Jedliński	POL	Karol Basz	POL	Ferrari 296 GT3 EVO	PROAM	7	218.1	3	217.7	2	217.7	4	217.7	5	217.7	8	217.8
16	911 ZRS Motorsport	ITA	Pietro Armanni	ITA	Alex Fontana	CHE	Porsche 911 GT3 R EVO (992)	PRO	8	218.1	10	217.7	4	217.7	7	217.3	2	217.3	3	217.6
17	9 GetSpeed	DEU	Anthony Bartone	USA	Fabian Schiller	DEU	Mercedes AMG GT3 EVO	PRO	9	217.3	4	217.3	6	217.3	7	217.3	9	216.8	8	217.2
18	16 AF Corse	ITA	Marcelo Hahn	BRA	Galid Osman	BRA	Ferrari 296 GT3	AM	2	216.8	7	216.4	4	216.4	5	216.0	2	215.5	6	216.2
19	25 Into Africa Racing by Dragon Racing Intl.	ARE	Xolile Letlaka	ZAF	Axcil Jefferies	ZWE	Ferrari 296 GT3	PROAM	8	216.8	9	216.4	7	216.4	8	216.0	2	215.5	3	216.2
20	39 Target Racing	ITA	Huilin Han	CHN			Ferrari 296 GT3	AM	3	216.8	2	216.4	3	216.4	6	216.4	8	216.0	1	216.4
21	51 AF Corse	ITA	Rafael Durán	ESP	Tommaso Mosca	ITA	Ferrari 296 GT3 EVO	PRO	10	216.8	4	216.4	3	216.4	7	216.4	8	216.4	9	216.5
22	81 AF Corse	ITA	Norikazu Shibata	JPN	Charles Fagg	GBR	Ferrari 296 GT3	PROAM	9	216.8	6	216.4	4	216.4	7	215.1	3	214.2	5	215.8
23	6 Baron Motorsport Team	AUT	Andrzej Lewandowski	POL	Adrian Lewandowski	POL	Ferrari 296 GT3	AM	4	216.4	5	216.4	8	216.0	7	215.5	9	215.1	2	215.9
24	12 Fach Auto Tech	CHE	Joel Monegro Reyes	DOM			Porsche 911 GT3 R EVO (992)	AM	5	216.4	9	215.1	10	214.7	3	214.7	5	214.7	8	215.1
25	77 Grupo Prom Racing Team	DEU	Alfredo Hernández	MEX			Mercedes AMG GT3 EVO	AM	6	216.4	3	216.4	9	216.0	4	216.0	5	216.0	6	216.1
26	11 Fach Auto Tech	CHE	Lucas Wolf	DEU	Alexander Fach	CHE	Porsche 911 GT3 R EVO (992)	PROAM	10	216.0	2	216.0	4	216.0	8	216.0	10	215.5	3	215.9
27	14 Good Speed Racing Team	POL	Piotr Wira	POL	Tomasz Magdziarz	POL	Aston Martin AMR Vantage GT3	AM	7	216.0	3	216.0	7	215.5	4	215.5	5	215.1	2	215.6
28	24 Greystone GT	GBR	Andrey Borodin	IND	Oliver Webb	GBR	McLaren 720s GT3 Evo	PROAM	11	216.0	3	215.5	4	213.4	5	212.1	10	210.9	7	213.6
29	5 Olimp Racing	POL	Stanislaw Jedliński	POL	Krystian Korzeniowski	POL	Ferrari 296 GT3 EVO	AM	8	213.0	6	212.5	4	212.1	3	212.1	8	211.7	7	212.3



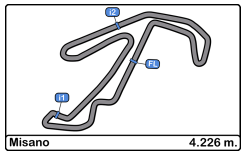


**Misano**  
**International GT Open**  
**Free Practice - 2**  
**Fastest Laps Sequence**



Lap	Time of Day	Session Time	N° Entrant/Team	Nat	Driver 1	Nat	Driver 2	Nat	Vehicle	Cat	Time	Km/h
2	15:43:24.599	3:24.599	11 Fach Auto Tech		Lucas Wolf		Alexander Fach		Porsche 911 GT3 R EVO (992)	PROAM	1:34.953	160.2
2	15:44:56.962	4:56.962	54 CBRX by SPS		Dexter Müller		Yannick Mettler		Mercedes AMG GT3 EVO	PROAM	1:34.599	160.8
3	15:44:59.117	4:59.117	11 Fach Auto Tech		Lucas Wolf		Alexander Fach		Porsche 911 GT3 R EVO (992)	PROAM	1:34.518	160.9
3	15:45:39.767	5:39.767	25 Into Africa Racing by Dragon Racing Intl.		Xolile Letlaka		Axcil Jefferies		Ferrari 296 GT3	PROAM	1:34.451	161.0
4	15:46:32.867	6:32.867	11 Fach Auto Tech		Lucas Wolf		Alexander Fach		Porsche 911 GT3 R EVO (992)	PROAM	1:33.750	162.2
7	15:51:54.261	11:54.261	911 ZRS Motorsport		Pietro Armani		Alex Fontana		Porsche 911 GT3 R EVO (992)	PRO	1:33.456	162.7
6	15:52:28.138	12:28.138	26 Saintéloc Racing		Michaël Blanchemain		Jim Pla		Audi R8 LMS GT3 Evo II	PROAM	1:33.442	162.8
7	15:54:01.424	14:01.424	26 Saintéloc Racing		Michaël Blanchemain		Jim Pla		Audi R8 LMS GT3 Evo II	PROAM	1:33.286	163.0





**Misano**  
**International GT Open**  
**Free Practice - 2**  
**Pit Stop Analysis**



**7** Hubert Darmetko BMW M4 GT3 EVO  
 PROAM\* Fabian Dybionka PTT Racing

N°	In Day Time	In Time	Out Time	Pit Time	T. Pit Time	Handicap	Diff.
1	15:56:21.657	15:56:21.657	15:57:42.587	1:20.930	1:20.930		

**9** Anthony Bartone Mercedes AMG GT3 EVO  
 PRO Fabian Schiller GetSpeed

N°	In Day Time	In Time	Out Time	Pit Time	T. Pit Time	Handicap	Diff.
1	15:57:45.916	15:57:45.916	15:59:07.347	1:21.431	1:21.431		

**11** Lucas Wolf Porsche 911 GT3 R EVO (992)  
 PROAM Alexander Fach Fach Auto Tech

N°	In Day Time	In Time	Out Time	Pit Time	T. Pit Time	Handicap	Diff.
1	15:55:56.263	15:55:56.263	15:57:27.110	1:30.847	1:30.847		

**12** Joel Monegro Reyes Porsche 911 GT3 R EVO (992)  
 AM Fach Auto Tech

N°	In Day Time	In Time	Out Time	Pit Time	T. Pit Time	Handicap	Diff.
1	15:55:02.823	15:55:02.823	15:57:52.120	2:49.297	2:49.297		

**14** Piotr Wira Aston Martin AMR Vantage GT3 EVO  
 AM Tomasz Magdziarz Good Speed Racing Team

N°	In Day Time	In Time	Out Time	Pit Time	T. Pit Time	Handicap	Diff.
1	15:50:24.357	15:50:24.357	15:51:33.157	1:08.800	1:08.800		

**16** Marcelo Hahn Ferrari 296 GT3  
 AM Galid Osman AF Corse

N°	In Day Time	In Time	Out Time	Pit Time	T. Pit Time	Handicap	Diff.
1	15:55:13.863	15:55:13.863	15:58:31.324	3:17.461	3:17.461		
2	16:02:28.211	16:02:28.211	16:08:42.977	6:14.766	9:32.227		
3	16:10:44.347	16:10:44.347	16:12:34.507	1:50.160	11:22.387		
4	16:14:36.816	16:14:36.816	16:16:03.836	1:27.020	12:49.407		
5	16:18:02.915	16:18:02.915	16:19:21.213	1:18.298	14:07.705		
6	16:21:27.611	16:21:27.611	16:23:21.044	1:53.433	16:01.138		
7	16:25:23.554	16:25:23.554	16:27:09.052	1:45.498	17:46.636		
8	16:29:09.536	16:29:09.536	16:32:25.693	3:16.157	21:02.793		

**17** Tom Emson Ferrari 296 GT3 EVO  
 PRO Tom Lebbon Elite Motorsport with Entire Race Engine

N°	In Day Time	In Time	Out Time	Pit Time	T. Pit Time	Handicap	Diff.
1	15:53:51.296	15:53:51.296	15:55:07.039	1:15.743	1:15.743		
2	16:01:53.676	16:01:53.676	16:19:44.639	17:50.963	19:06.706		
3	16:32:47.240	16:32:47.240	16:34:03.361	1:16.121	20:22.827		

**24** Andrey Borodin McLaren 720s GT3 Evo  
 PROAM Oliver Webb Greystone GT

N°	In Day Time	In Time	Out Time	Pit Time	T. Pit Time	Handicap	Diff.
1	15:51:23.092	15:51:23.092	15:52:50.981	1:27.889	1:27.889		
2	15:59:27.156	15:59:27.156	16:16:24.563	16:57.407	18:25.296		
3	16:22:14.882	16:22:14.882	16:23:40.548	1:25.666	19:50.962		

**25** Xolile Letlaka Ferrari 296 GT3  
 PROAM Axcil Jefferies Into Africa Racing by Dragon Racing Intl.

N°	In Day Time	In Time	Out Time	Pit Time	T. Pit Time	Handicap	Diff.
1	15:55:07.364	15:55:07.364	15:56:38.620	1:31.256	1:31.256		
2	16:02:21.743	16:02:21.743	16:27:40.170	25:18.427	26:49.683		
3	16:29:36.333	16:29:36.333	16:30:51.703	1:15.370	28:05.053		
4	16:32:49.274	16:32:49.274	16:34:04.631	1:15.357	29:20.410		

**26** Michaël Blanchemain Audi R8 LMS GT3 Evo II  
 PROAM Jim Pla Saintéloc Racing

N°	In Day Time	In Time	Out Time	Pit Time	T. Pit Time	Handicap	Diff.
1	15:47:44.116	15:47:44.116	15:49:07.178	1:23.062	1:23.062		
2	15:58:41.006	15:58:41.006	15:59:57.165	1:16.159	2:39.221		
3	16:02:04.585	16:02:04.585	16:19:56.754	17:52.169	20:31.390		
4	16:35:41.453	16:35:41.453	16:36:57.156	1:15.703	21:47.093		

**28** Marcelo Ramírez Mercedes AMG GT3 EVO  
 PRO Dominik Baumann Team Motopark

N°	In Day Time	In Time	Out Time	Pit Time	T. Pit Time	Handicap	Diff.
1	15:42:46.298	15:42:46.298	15:44:01.690	1:15.392	1:15.392		
2	15:45:43.870	15:45:43.870	15:47:22.070	1:38.200	2:53.592		
3	15:58:28.499	15:58:28.499	16:00:54.168	2:25.669	5:19.261		
4	16:03:13.333	16:03:13.333	16:05:57.274	2:43.941	8:03.202		
5	16:07:56.676	16:07:56.676	16:09:12.105	1:15.429	9:18.631		
6	16:11:08.348	16:11:08.348	16:12:23.791	1:15.443	10:34.074		

**33** Zac Meakin McLaren 720s GT3 Evo  
 PRO Dean Macdonald Greystone GT

N°	In Day Time	In Time	Out Time	Pit Time	T. Pit Time	Handicap	Diff.
1	15:47:46.032	15:47:46.032	15:49:01.728	1:15.696	1:15.696		
2	15:57:04.110	15:57:04.110	15:58:34.588	1:30.478	2:46.174		
3	16:02:14.402	16:02:14.402	16:11:55.580	9:41.178	12:27.352		
4	16:19:23.625	16:19:23.625	16:21:39.396	2:15.771	14:43.123		
5	16:34:49.931	16:34:49.931	16:36:06.084	1:16.153	15:59.276		
6	16:38:00.530	16:38:00.530	16:39:16.497	1:15.967	17:15.243		

**39** Huilin Han Ferrari 296 GT3  
 AM Target Racing

N°	In Day Time	In Time	Out Time	Pit Time	T. Pit Time	Handicap	Diff.
1	15:48:52.201	15:48:52.201	15:53:14.640	4:22.439	4:22.439		

**51** Rafael Durán Ferrari 296 GT3 EVO  
 PRO Tommaso Mosca AF Corse

N°	In Day Time	In Time	Out Time	Pit Time	T. Pit Time	Handicap	Diff.
1	15:48:38.096	15:48:38.096	15:49:51.812	1:13.716	1:13.716		
2	16:01:27.808	16:01:27.808	16:05:40.297	4:12.489	5:26.205		
3	16:15:08.929	16:15:08.929	16:16:25.240	1:16.311	6:42.516		
4	16:18:23.819	16:18:23.819	16:19:39.215	1:15.396	7:57.912		

**54** Dexter Müller Mercedes AMG GT3 EVO  
 PROAM Yannick Mettler CBRX by SPS

N°	In Day Time	In Time	Out Time	Pit Time	T. Pit Time	Handicap	Diff.
1	15:51:16.490	15:51:16.490	15:52:34.908	1:18.418	1:18.418		
2	15:59:03.133	15:59:03.133	16:06:49.383	7:46.250	9:04.668		
3	16:16:10.628	16:16:10.628	16:17:26.337	1:15.709	10:20.377		

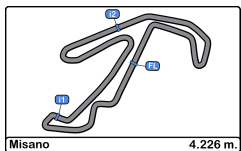
**55** Laurent De Meeus Ferrari 296 GT3 EVO  
 PROAM Vincent Abril AF Corse

N°	In Day Time	In Time	Out Time	Pit Time	T. Pit Time	Handicap	Diff.
1	15:53:03.927	15:53:03.927	15:54:44.852	1:40.925	1:40.925		
2	16:01:41.583	16:01:41.583	16:23:25.367	21:43.784	23:24.709		

**63** Leonardo Moncini Lamborghini Huracan Evo 2  
 PRO Rodrigo Testa Scuderia Villorba Corse

N°	In Day Time	In Time	Out Time	Pit Time	T. Pit Time	Handicap	Diff.
1	15:50:52.087	15:50:52.087	15:52:08.097	1:16.010	1:16.010		





**Misano**  
**International GT Open**  
**Free Practice - 2**  
**Pit Stop Analysis**



**71** Christian Mansell Mercedes AMG GT3 EVO  
PRO Maximilian Götz Team Motopark

N°	In Day Time	In Time	Out Time	Pit Time	T. Pit Time	Handicap	Diff.
1	15:42:28.924	15:42:28.924	15:43:43.766	1:14.842	1:14.842		
2	15:45:24.693	15:45:24.693	15:46:39.614	1:14.921	2:29.763		
3	15:48:21.952	15:48:21.952	15:50:22.838	2:00.886	4:30.649		
4	16:01:57.467	16:01:57.467	16:13:35.426	11:37.959	16:08.608		
5	16:15:31.778	16:15:31.778	16:16:47.584	1:15.806	17:24.414		
6	16:18:43.165	16:18:43.165	16:19:58.849	1:15.684	18:40.098		

**75** Filip Salaquarda Audi R8 LMS GT3 Evo II  
PROAM Libor Milota Team ISR

N°	In Day Time	In Time	Out Time	Pit Time	T. Pit Time	Handicap	Diff.
1	15:56:08.061	15:56:08.061	15:57:30.650	1:22.589	1:22.589		
2	16:01:04.335	16:01:04.335	16:06:56.840	5:52.505	7:15.094		
3	16:20:24.866	16:20:24.866	16:21:30.444	1:05.578	8:20.672		
4	16:23:29.234	16:23:29.234	16:24:59.351	1:30.117	9:50.789		

**77** Alfredo Hernández Mercedes AMG GT3 EVO  
AM Grupo Prom Racing Team

N°	In Day Time	In Time	Out Time	Pit Time	T. Pit Time	Handicap	Diff.
1	15:52:50.406	15:52:50.406	15:54:10.423	1:20.017	1:20.017		

**79** Seweryn Mazur Lamborghini Huracan Evo 2  
AM Sendom Racing Team

N°	In Day Time	In Time	Out Time	Pit Time	T. Pit Time	Handicap	Diff.
1	15:51:06.501	15:51:06.501	15:57:09.891	6:03.390	6:03.390		
2	16:02:33.055	16:02:33.055	16:06:44.497	4:11.442	10:14.832		
3	16:16:23.846	16:16:23.846	16:22:04.442	5:40.596	15:55.428		

**81** Norikazu Shibata Ferrari 296 GT3  
PROAM Charles Fagg AF Corse

N°	In Day Time	In Time	Out Time	Pit Time	T. Pit Time	Handicap	Diff.
1	15:52:59.705	15:52:59.705	15:55:39.106	2:39.401	2:39.401		

**88** Darren Kell McLaren 720 Evo GT3  
PROAM James Kell Track Focused

N°	In Day Time	In Time	Out Time	Pit Time	T. Pit Time	Handicap	Diff.
1	15:49:01.961	15:49:01.961	15:51:40.375	2:38.414	2:38.414		
2	15:59:50.898	15:59:50.898	16:05:31.592	5:40.694	8:19.108		
3	16:11:21.008	16:11:21.008	16:13:29.805	2:08.797	10:27.905		
4	16:22:55.330	16:22:55.330	16:24:56.370	2:01.040	12:28.945		
5	16:32:24.738	16:32:24.738	16:33:46.845	1:22.107	13:51.052		

**96** Yaroslav Veselaho Ferrari 296 GT3 EVO  
PRO Lorenzo Ferrari AF Corse

N°	In Day Time	In Time	Out Time	Pit Time	T. Pit Time	Handicap	Diff.
1	15:53:50.680	15:53:50.680	15:55:19.355	1:28.675	1:28.675		
2	16:00:21.871	16:00:21.871	16:08:22.244	8:00.373	9:29.048		
3	16:10:19.684	16:10:19.684	16:11:35.223	1:15.539	10:44.587		
4	16:13:33.581	16:13:33.581	16:14:49.576	1:15.995	12:00.582		
5	16:16:48.467	16:16:48.467	16:18:04.052	1:15.585	13:16.167		

**707** Al Faisal Al Zubair Ferrari 296 GT3 EVO  
PRO David Fumanelli Al Manar by Dragon Racing

N°	In Day Time	In Time	Out Time	Pit Time	T. Pit Time	Handicap	Diff.
1	15:58:34.460	15:58:34.460	15:59:49.383	1:14.923	1:14.923		
2	16:01:55.949	16:01:55.949	16:07:11.470	5:15.521	6:30.444		
3	16:20:18.818	16:20:18.818	16:21:53.542	1:34.724	8:05.168		
4	16:37:00.415	16:37:00.415	16:38:15.293	1:14.878	9:20.046		

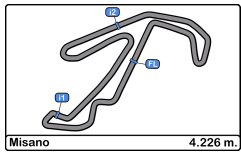
**777** Marcin Jedliński Ferrari 296 GT3 EVO  
PROAM Karol Basz Olimp Racing

N°	In Day Time	In Time	Out Time	Pit Time	T. Pit Time	Handicap	Diff.
1	15:48:44.319	15:48:44.319	15:51:16.382	2:32.063	2:32.063		

**911** Pietro Armani Porsche 911 GT3 R EVO (992)  
PRO Alex Fontana ZRS Motorsport

N°	In Day Time	In Time	Out Time	Pit Time	T. Pit Time	Handicap	Diff.
1	15:53:28.701	15:53:28.701	15:55:30.970	2:02.269	2:02.269		
2	16:00:31.329	16:00:31.329	16:17:06.435	16:35.106	18:37.375		
3	16:19:03.238	16:19:03.238	16:20:20.430	1:17.192	19:54.567		
4	16:22:20.474	16:22:20.474	16:23:38.103	1:17.629	21:12.196		
5	16:38:31.966	16:38:31.966	16:39:48.410	1:16.444	22:28.640		

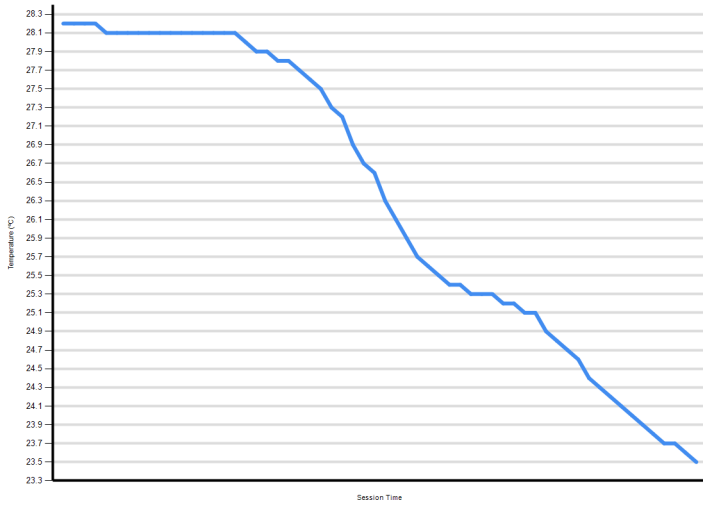




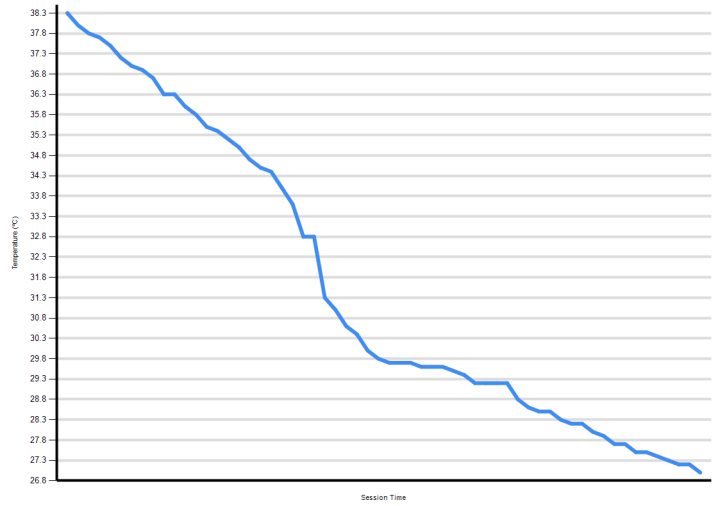
**Misano**  
**International GT Open**  
**Free Practice - 2**  
**Weather Report**



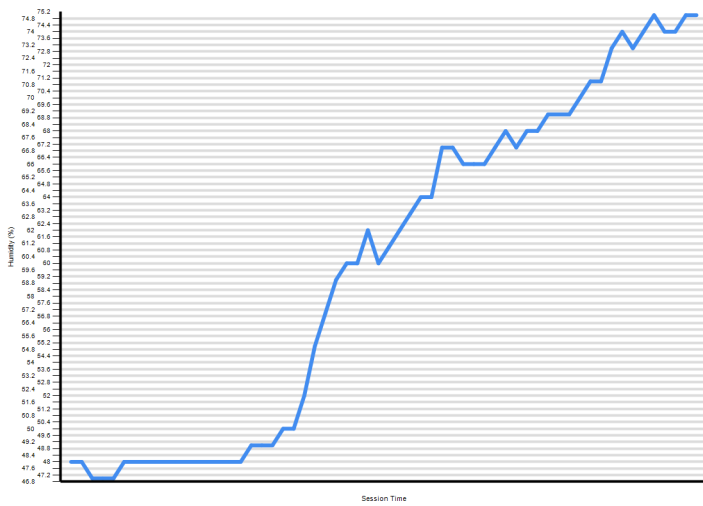
Air Temperature



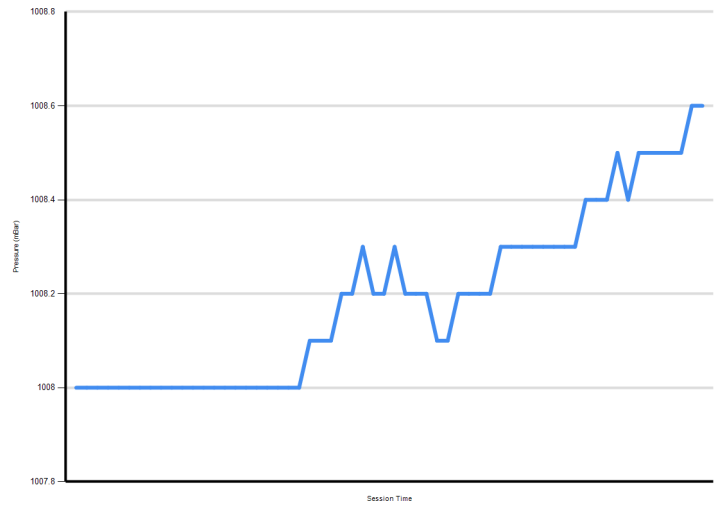
Track Temperature



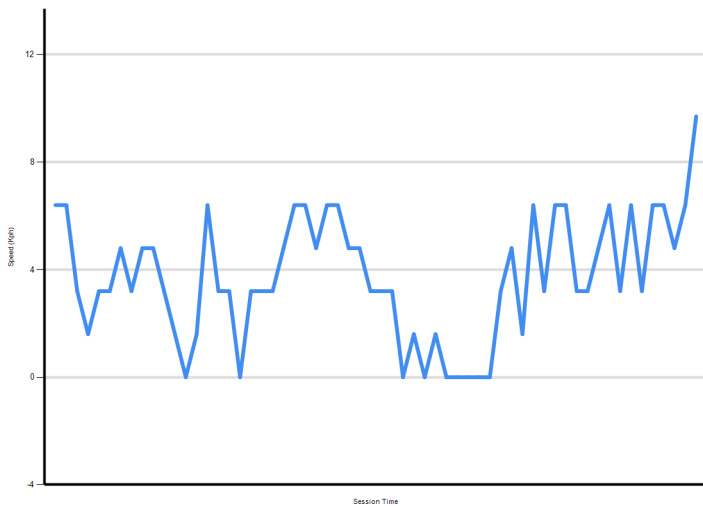
Humidity



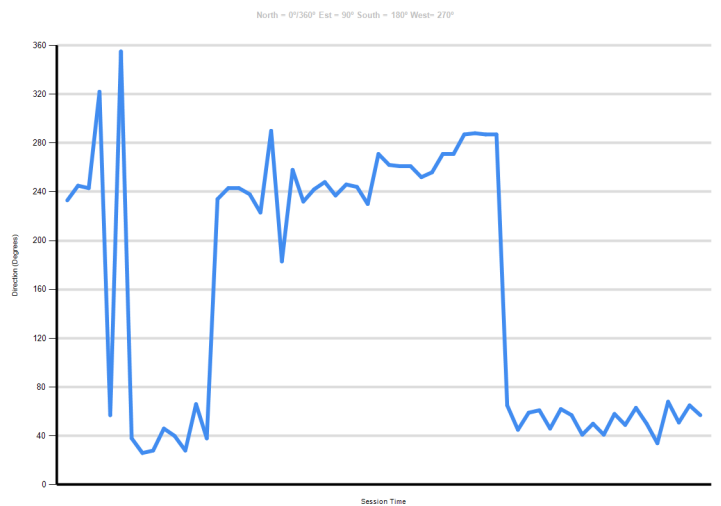
Pressure

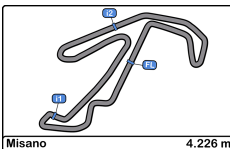


Wind Speed



Wind direction





**Misano**  
**International GT Open**  
**Free Practice - 1 - 2**  
**Combined Results**



Cls	N°	Entrant/Team	Nat	Driver 1	Nat	Driver 2	Nat	Vehicle	Cat	Cls	Laps	FP1	FP2	Best	Gap	Interval	Km/h
1	26	Saintéloc Racing	FRA	Michaël Blanchemain	FRA	Jim Pla	FRA	Audi R8 LMS GT3 Evo II	PROAM	1	42	1:35.282	11	<b>1:33.286</b>	7	<b>1:33.286</b>	163.0
2	55	AF Corse	ITA	Laurent De Meeus	BEL	Vincent Abril	FRA	Ferrari 296 GT3 EVO	PROAM	2	43	1:34.407	16	<b>1:33.292</b>	9	<b>1:33.292</b>	0.006 0.006 163.0
3	33	Greystone GT	GBR	Zac Meakin	GBR	Dean Macdonald	GBR	McLaren 720s GT3 Evo	PRO	1	48	1:35.015	23	<b>1:33.416</b>	8	<b>1:33.416</b>	0.130 0.124 162.8
4	911	ZRS Motorsport	ITA	Pietro Armanni	ITA	Alex Fontana	CHE	Porsche 911 GT3 R EVO (992)	PRO	2	41	1:34.865	13	<b>1:33.456</b>	7	<b>1:33.456</b>	0.170 0.040 162.7
5	28	Team Motopark	DEU	Marcelo Ramírez	MEX	Dominik Baumann	AUT	Mercedes AMG GT3 EVO	PRO	3	43	1:34.642	19	<b>1:33.581</b>	6	<b>1:33.581</b>	0.295 0.125 162.5
6	11	Fach Auto Tech	CHE	Lucas Wolf	DEU	Alexander Fach	CHE	Porsche 911 GT3 R EVO (992)	PROAM	3	42	1:35.061	19	<b>1:33.582</b>	9	<b>1:33.582</b>	0.296 0.001 162.5
7	54	CBRX by SPS	DEU	Dexter Müller	CHE	Yannick Mettler	CHE	Mercedes AMG GT3 EVO	PROAM	4	51	1:36.338	23	<b>1:33.618</b>	8	<b>1:33.618</b>	0.332 0.036 162.5
8	777	Olimp Racing	POL	Marcin Jedliński	POL	Karol Basz	POL	Ferrari 296 GT3 EVO	PROAM	5	35	<b>1:33.659</b>	20	1:34.167	4	<b>1:33.659</b>	0.373 0.041 162.4
9	17	Elite Motorsport with Entire Race Engineering	GBR	Tom Emson	GBR	Tom Lebbon	GBR	Ferrari 296 GT3 EVO	PRO	4	53	1:34.417	25	<b>1:33.754</b>	7	<b>1:33.754</b>	0.468 0.095 162.2
10	707	Al Manar by Dragon Racing	OMN	Al Faisal Al Zubair	OMN	David Fumanelli	ITA	Ferrari 296 GT3 EVO	PRO	5	55	1:34.478	25	<b>1:33.839</b>	7	<b>1:33.839</b>	0.553 0.085 162.1
11	9	GetSpeed	DEU	Anthony Bartone	USA	Fabian Schiller	DEU	Mercedes AMG GT3 EVO	PRO	6	32	1:34.428	9	<b>1:34.016</b>	9	<b>1:34.016</b>	0.730 0.177 161.8
12	96	AF Corse	ITA	Yaroslav Veselaho	UMR	Lorenzo Ferrari	ITA	Ferrari 296 GT3 EVO	PRO	7	33	1:35.341	18	<b>1:34.019</b>	7	<b>1:34.019</b>	0.733 0.003 161.8
13	51	AF Corse	ITA	Rafael Durán	ESP	Tommaso Mosca	ITA	Ferrari 296 GT3 EVO	PRO	8	48	1:34.956	30	<b>1:34.051</b>	10	<b>1:34.051</b>	0.765 0.032 161.7
14	75	Team ISR	CZE	Filip Salaquarda	CZE	Libor Milota	CZE	Audi R8 LMS GT3 Evo II	PROAM	6	60	1:34.871	31	<b>1:34.134</b>	8	<b>1:34.134</b>	0.848 0.083 161.6
15	71	Team Motopark	DEU	Christian Mansell	AUS	Maximilian Götze	DEU	Mercedes AMG GT3 EVO	PRO	9	38	1:34.578	20	<b>1:34.147</b>	6	<b>1:34.147</b>	0.861 0.013 161.5
16	63	Scuderia Villorba Corse	ITA	Leonardo Moncini	ITA	Rodrigo Testa	PRT	Lamborghini Huracan Evo 2	PRO	10	38	1:34.517	26	<b>1:34.418</b>	5	<b>1:34.418</b>	1.132 0.271 161.1
17	25	Into Africa Racing by Dragon Racing Intl.	ARE	Xolile Letlaka	ZAF	Axcil Jefferies	ZWE	Ferrari 296 GT3	PROAM	7	36	1:35.136	17	<b>1:34.451</b>	3	<b>1:34.451</b>	1.165 0.033 161.0
18	24	Greystone GT	GBR	Andrey Borodin	IND	Oliver Webb	GBR	McLaren 720s GT3 Evo	PROAM	8	30	<b>1:34.704</b>	16	1:55.643	7	<b>1:34.704</b>	1.418 0.253 160.6
19	7	PTT Racing	POL	Hubert Darmetko	POL	Fabian Dybionka	POL	BMW M4 GT3 EVO	PROAM*	9	40	1:35.658	25	<b>1:34.982</b>	5	<b>1:34.982</b>	1.696 0.278 160.1
20	79	Sendom Racing Team	POL	Seweryn Mazur	POL			Lamborghini Huracan Evo 2	AM	1	46	1:35.765	17	<b>1:35.305</b>	5	<b>1:35.305</b>	2.019 0.323 159.6
21	81	AF Corse	ITA	Norikazu Shibata	JPN	Charles Fagg	GBR	Ferrari 296 GT3	PROAM	10	35	<b>1:35.324</b>	25	1:37.918	4	<b>1:35.324</b>	2.038 0.019 159.5
22	88	Track Focused	GBR	Darren Kell	GBR	James Kell	GBR	McLaren 720 Evo GT3	PROAM	11	44	1:40.473	16	<b>1:35.475</b>	4	<b>1:35.475</b>	2.189 0.151 159.3
23	16	AF Corse	ITA	Marcelo Hahn	BRA	Galid Osman	BRA	Ferrari 296 GT3	AM	2	47	1:36.721	22	<b>1:35.725</b>	5	<b>1:35.725</b>	2.439 0.250 158.9
24	6	Baron Motorsport Team	AUT	Andrzej Lewandowski	POL	Adrian Lewandowski	POL	Ferrari 296 GT3	AM	3	38	1:37.729	29	<b>1:36.103</b>	5	<b>1:36.103</b>	2.817 0.378 158.3
25	12	Fach Auto Tech	CHE	Joel Monegro Reyes	DOM			Porsche 911 GT3 R EVO (992)	AM	4	42	<b>1:36.626</b>	29	1:37.010	8	<b>1:36.626</b>	3.340 0.523 157.4
26	5	Olimp Racing	POL	Stanislaw Jedliński	POL	Krystian Korzeniowski	POL	Ferrari 296 GT3 EVO	AM	5	36	<b>1:36.670</b>	24	1:45.381	7	<b>1:36.670</b>	3.384 0.044 157.3
27	39	Target Racing	ITA	Huilin Han	CHN			Ferrari 296 GT3	AM	6	21	1:37.405	11	<b>1:36.702</b>	8	<b>1:36.702</b>	3.416 0.032 157.3
28	77	Grupo Prom Racing Team	DEU	Alfredo Hernández	MEX			Mercedes AMG GT3 EVO	AM	7	15	1:44.310	3	<b>1:37.325</b>	6	<b>1:37.325</b>	4.039 0.623 156.3
29	14	Good Speed Racing Team	POL	Piotr Wira	POL	Tomasz Magdziarz	POL	Aston Martin AMR Vantage GT3 EVO	AM	8	34	<b>1:37.702</b>	24	1:38.825	3	<b>1:37.702</b>	4.416 0.377 155.7

Published at:.....

<b>Race Director:</b>	Alessandro Ferrari	<b>Timekeeper:</b>	Luis García
	ACI DGA 392080		 JCR-2654-ESP/M

