

**Spa Francorchamps**  
**International GT Open**  
**Free Practice - 2**  
**Provisional Results**

**INTERNATIONAL**  
**GT OPEN 500**

Cls	Nº	Entrant/Team	Nat	Driver 1	Nat	Driver 2	Nat	Vehicle	Cat	Cls	Laps	Best	Time	Gap	Interval	Km/h
1	911	ZRS Motorsport	ITA	Pietro Armani	ITA	Norbert Siedler	AUT	Porsche 911 GT3 R EVO (992)	PRO	1	19	17	2:16.680			184.4
2	63	Scuderia Villorba Corse	ITA	Leonardo Mancini	ITA	Rodrigo Testa	PRT	Lamborghini Huracan Evo 2	PRO	2	20	9	2:17.035	0.355	0.355	183.9
3	54	CBRX by SPS	DEU	Dexter Müller	CHE	Yannick Mettler	CHE	Mercedes AMG GT3 EVO	PROAM	1	20	9	2:17.084	0.404	0.049	183.9
4	88	Track Focused	GBR	Darren Kell	GBR	James Kell	GBR	McLaren 720 Evo GT3	PROAM	2	16	15	2:17.106	0.426	0.022	183.9
5	97	Blackthorn	GBR	Charles Bateman	GBR	Jonny Adam	GBR	Aston Martin AMR Vantage GT3 E	PROAM	3	20	6	2:17.166	0.486	0.060	183.8
6	55	AF Corse	ITA	Laurent De Meeus	BEL	Vincent Abril	FRA	Ferrari 296 GT3 EVO	PROAM	4	21	8	2:17.246	0.566	0.080	183.7
7	27	Optimum Motorsport	GBR	Morgan Tillbrook	GBR	Ben Barnicoat	GBR	McLaren 720s GT3 Evo	PROAM	5	21	3	2:17.279	0.599	0.033	183.6
8	44	Greystone GT	GBR	Jayden Kelly	GBR	McKenzy Cresswell	GBR	McLaren 720s GT3 Evo	PRO	3	21	14	2:17.382	0.702	0.103	183.5
9	71	Team Motopark	DEU	Christian Mansell	AUS	Maximilian Götz	DEU	Mercedes AMG GT3 EVO	PRO	4	18	4	2:17.394	0.714	0.012	183.5
10	75	Team ISR	DEU	Filip Salaquarda	CZE	Libor Milota	CZE	Audi R8 LMS GT3 Evo II	PROAM	6	23	20	2:17.429	0.749	0.035	183.4
11	11	Fach Auto Tech	CHE	Alexander Schwarzer	MEX	Alexander Fach	CHE	Porsche 911 GT3 R EVO (992)	PROAM	7	22	3	2:17.560	0.880	0.131	183.2
12	28	Team Motopark	DEU	Marcelo Ramírez	MEX	Dominik Baumann	AUT	Mercedes AMG GT3 EVO	PRO	5	18	4	2:17.591	0.911	0.031	183.2
13	96	AF Corse	ITA	Yaroslav Veselaho	CHE	Yifei Ye	CHN	Ferrari 296 GT3 EVO	PRO	6	20	19	2:17.651	0.971	0.060	183.1
14	117	Mikkel O. Pedersen Racing	DNK	Mikkel O. Pedersen	DNK	Lars Engelbrekt Pedersen	DNK	Porsche 911 GT3 R EVO (992)	PROAM	8	19	4	2:17.790	1.110	0.139	182.9
15	26	Saintéloc Racing	FRA	Michaël Blanchemain	FRA	Jim Pla	FRA	Audi R8 LMS GT3 Evo II	PROAM	9	20	9	2:17.805	1.125	0.015	182.9
16	33	Greystone GT	GBR	Zac Meakin	GBR	Dean Macdonald	GBR	McLaren 720s GT3 Evo	PRO	7	19	15	2:17.817	1.137	0.012	182.9
17	5	Olimp Racing	POL	Stanislaw Jedliński	POL	Krystian Korzeniowski	POL	Ferrari 296 GT3 EVO	AM	1	16	5	2:17.962	1.282	0.145	182.7
18	17	Elite Motorsport with Entire Race Engineering	GBR	Tom Emson	GBR	Tom Lebbon	GBR	Ferrari 296 GT3 EVO	PRO	8	19	17	2:18.002	1.322	0.040	182.7
19	24	Greystone GT	GBR	Andrey Borodin	ITA	Oliver Webb	GBR	McLaren 720s GT3 Evo	PROAM	10	18	7	2:18.176	1.496	0.174	182.4
20	51	AF Corse	ITA	Rafael Durán	ESP	Tommaso Mosca	ITA	Ferrari 296 GT3 EVO	PRO	9	19	6	2:18.225	1.545	0.049	182.4
21	77	Grupo Prom Racing Team	DEU	Alfredo Hernández	MEX	Stéphane Tribaudini	FRA	Mercedes AMG GT3 EVO	AM	2	18	16	2:18.284	1.604	0.059	182.3
22	7	PTT Racing	POL	Hubert Darmetko	POL	Fabian Dybionka	POL	BMW M4 GT3 EVO	PROAM*	11	21	19	2:18.398	1.718	0.114	182.1
23	16	AF Corse	ITA	Marcelo Hahn	BRA	Galid Osman	BRA	Ferrari 296 GT3	AM	3	18	10	2:19.235	2.555	0.837	181.0
24	12	Fach Auto Tech	CHE	Joel Monegro Reyes	DOM	Lucas Wolf	DEU	Porsche 911 GT3 R EVO (992)	AM	4	16	9	2:19.340	2.660	0.105	180.9
25	10	2 Seas Motorsport	GBR	Scott Noble	USA	Jason Hart	USA	Mercedes AMG GT3 EVO	AM	5	21	19	2:19.537	2.857	0.197	180.7
26	777	Olimp Racing	POL	Marcin Jedliński	POL	Karol Basz	POL	Ferrari 296 GT3 EVO	PROAM	12	19	13	2:19.745	3.065	0.208	180.4
27	108	Iron Lynx	ITA	Ameerh Naran	ZWE	Theodor Jensen	DNK	Mercedes AMG GT3 EVO	PROAM	13	20	5	2:20.017	3.337	0.272	180.0
28	6	Baron Motorsport Team	AUT	Andrzej Lewandowski	POL	Adrian Lewandowski	POL	Ferrari 296 GT3	AM	6	17	13	2:21.656	4.976	1.639	177.9
29	14	Good Speed Racing Team	POL	Piotr Wira	POL	Tomasz Magdziarz	POL	Aston Martin AMR Vantage GT3 E	AM	7	18	5	2:21.887	5.207	0.231	177.7
30	80	AF Motorsport	PRT	André Fernandes	PRT	Angelo Fontana	VEN	Porsche 991.2 GT3R	AM	8	20	9	2:22.013	5.333	0.126	177.5
31	25	Into Africa Racing by Dragon Racing Intl.	ZAF	Xolile Letlaka	ZAF	Stuart White	ZAF	Ferrari 296 GT3	PROAM	14	16	10	2:27.795	11.115	5.782	170.6

Published at:.....

Track Temp: 21.7 °C Air Temp: 9.5 °C Humidity: 64 % Track Status: WET

**Race Director:**

Alessandro Ferrari

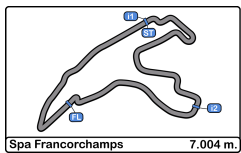
ACI DGA 392080

**Timekeeper:**

Luis Garcia

JCR-2654-ESP/M





**Spa Francorchamps**  
**International GT Open**  
**Free Practice - 2**  
**Track Limit**



The Stewards, having received a report from Race Director, have considered the following matter and determine the following:

**Session** Free Practice - 2  
**Fact** The cars below did not use the track at the turns listed below

**Infringement** Breach of Appendix L Chapter IV Article 2 c) of the FIA International Sporting Code and Article 19.4/19.5 of the Sporting Regulations.

**Decision** Deletion of the lap times shown in accordance with Article 12.4.1.e of the FIA International Sporting Code.

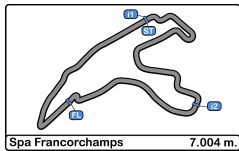
**Note**

- Certain decisions of the Stewards are subject to appeal (Article 15 of the FIA International Sporting Code).
- These penalties are not subject to appeal Article.12.3.4 of the FIA International Sporting Code and Article 16.5 of the Sporting Regulations.
- According to Article.12.3.3.b of the FIA International Sporting Code these decisions become immediately binding even in case of an appeal.

Ord	Turn	N° Driver	Entrant/Team	Time of Day	Lap Time
1	0	6 Lewandowski - Lewandowski	Baron Motorsport Team	15:44:18.480	15:44:18.480
2	0	777 Jedliński - Basz	Olimp Racing	15:44:32.188	15:44:32.188
3	4	12 Monegro Reyes - Wolf	Fach Auto Tech	15:44:58.138	2:23.080
4	4	24 Borodin - Webb	Greystone GT	15:45:01.824	2:24.201
5	17	7 Darmetko - Dybionka	PTT Racing	15:45:03.894	2:25.292
6	17	75 Salaquarda - Milota	Team ISR	15:45:33.716	2:21.628
7	4	54 Müller - Mettler	CBRX by SPS	15:46:18.448	2:17.756
8	4	6 Lewandowski - Lewandowski	Baron Motorsport Team	15:46:42.079	2:23.599
9	4	777 Jedliński - Basz	Olimp Racing	15:46:53.836	2:21.648
10	4	24 Borodin - Webb	Greystone GT	15:47:20.725	2:18.901
11	0	88 Kell - Kell	Track Focused	15:48:29.904	15:48:29.904
12	17	117 Pedersen - Pedersen	Mikkel O. Pedersen Racing	15:48:45.293	2:18.660
13	4	77 Hernández - Tribaudini	Grupo Prom Racing Team	15:49:06.994	2:26.637
14	4	911 Armanni - Siedler	ZRS Motorsport	15:49:07.389	2:20.392
15	4	6 Lewandowski - Lewandowski	Baron Motorsport Team	15:49:09.881	2:27.802
16	4	777 Jedliński - Basz	Olimp Racing	15:49:16.139	2:22.303
17	4	16 Hahn - Osman	AF Corse	15:49:18.760	2:28.786
18	4	108 Naran - Jensen	Iron Lynx	15:49:40.664	2:20.758
19	4	97 Bateman - Adam	Blackthorn	15:51:16.876	2:17.314
20	4	777 Jedliński - Basz	Olimp Racing	15:51:37.786	2:21.647
21	11	77 Hernández - Tribaudini	Grupo Prom Racing Team	15:51:44.191	2:37.197
22	11	6 Lewandowski - Lewandowski	Baron Motorsport Team	15:51:45.426	2:35.545
23	17	28 Ramírez - Baumann	Team Motopark	15:52:14.184	2:25.957
24	4	10 Noble - Hart	2 Seas Motorsport	15:52:56.473	2:23.842
25	4	88 Kell - Kell	Track Focused	15:53:23.369	2:26.350
26	17	25 Letlaka - White	<small>Into Africa Racing by Dragon Racing Intl.</small>	15:55:47.122	2:39.292
27	4	88 Kell - Kell	Track Focused	15:55:48.835	2:25.466
28	17	777 Jedliński - Basz	Olimp Racing	15:56:19.375	2:20.809
29	4	16 Hahn - Osman	AF Corse	15:56:40.089	2:31.349
30	4	63 Moncini - Testa	Scuderia Villorba Corse	15:56:54.893	2:17.705
31	4	77 Hernández - Tribaudini	Grupo Prom Racing Team	15:58:00.824	2:28.074
32	17	11 Schwarzer - Fach	Fach Auto Tech	15:58:02.437	2:22.321
33	4	88 Kell - Kell	Track Focused	15:58:15.670	2:26.835
34	10	80 Fernandes - Fontana	AF Motorsport	15:58:16.199	2:25.342
35	4	28 Ramírez - Baumann	Team Motopark	15:58:20.760	2:18.792
36	4	14 Wira - Magdziarz	Good Speed Racing Team	15:59:49.772	4:08.055
37	6	117 Pedersen - Pedersen	Mikkel O. Pedersen Racing	16:00:01.474	4:09.133
38	4	10 Noble - Hart	2 Seas Motorsport	16:00:14.336	2:31.215
39	4	77 Hernández - Tribaudini	Grupo Prom Racing Team	16:00:28.320	2:27.496

**The Stewards:**





**Spa Francorchamps**  
**International GT Open**  
**Free Practice - 2**  
**Track Limit**



The Stewards, having received a report from Race Director, have considered the following matter and determine the following:

**Session** Free Practice - 2  
**Fact** The cars below did not use the track at the turns listed below

**Infringement** Breach of Appendix L Chapter IV Article 2 c) of the FIA International Sporting Code and Article 19.4/19.5 of the Sporting Regulations.

**Decision** Deletion of the lap times shown in accordance with Article 12.4.1.e of the FIA International Sporting Code.

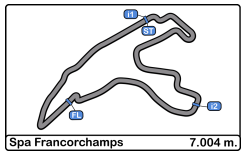
**Note**

- Certain decisions of the Stewards are subject to appeal (Article 15 of the FIA International Sporting Code).
- These penalties are not subject to appeal Article.12.3.4 of the FIA International Sporting Code and Article 16.5 of the Sporting Regulations.
- According to Article.12.3.3.b of the FIA International Sporting Code these decisions become immediately binding even in case of an appeal.

Ord	Turn	N° Driver	Entrant/Team	Time of Day	Lap Time
40	4	88 Kell - Kell	Track Focused	16:00:39.369	2:23.699
41	4	80 Fernandes - Fontana	AF Motorsport	16:00:45.070	2:28.871
42	4	96 Veselaho - Ye	AF Corse	16:01:23.577	2:20.590
43	4	14 Wira - Magdziarz	Good Speed Racing Team	16:02:11.604	2:21.832
44	6	117 Pedersen - Pedersen	Mikkel O. Pedersen Racing	16:02:26.933	2:25.459
45	4	77 Hernández - Tribaudini	Grupo Prom Racing Team	16:02:54.309	2:25.989
46	4	7 Darmetko - Dybionka	PTT Racing	16:03:04.322	2:22.313
47	4	71 Mansell - Götz	Team Motopark	16:03:04.464	2:20.005
48	4	80 Fernandes - Fontana	AF Motorsport	16:03:07.389	2:22.319
49	4	777 Jedliński - Basz	Olimp Racing	16:03:26.013	2:22.407
50	17	14 Wira - Magdziarz	Good Speed Racing Team	16:04:33.327	2:21.723
51	24.860	117 Pedersen - Pedersen	Mikkel O. Pedersen Racing	16:04:51.793	2:24.860
52	4	11 Schwarzer - Fach	Fach Auto Tech	16:05:08.012	2:21.472
53	4	77 Hernández - Tribaudini	Grupo Prom Racing Team	16:05:20.066	2:25.757
54	17	7 Darmetko - Dybionka	PTT Racing	16:05:25.949	2:21.627
55	4	88 Kell - Kell	Track Focused	16:05:28.910	2:25.016
56	4	777 Jedliński - Basz	Olimp Racing	16:05:46.751	2:20.738
57	17	96 Veselaho - Ye	AF Corse	16:06:10.788	2:22.126
58	17	14 Wira - Magdziarz	Good Speed Racing Team	16:06:54.211	2:20.884
59	17	27 Tillbrook - Barnicoat	Optimum Motorsport	16:07:31.206	2:21.702
60	4	77 Hernández - Tribaudini	Grupo Prom Racing Team	16:07:45.536	2:25.470
61	17	88 Kell - Kell	Track Focused	16:07:53.471	2:24.561
62	17	777 Jedliński - Basz	Olimp Racing	16:08:06.496	2:19.745
63	4	6 Lewandowski - Lewandowski	Baron Motorsport Team	16:08:36.060	2:27.072
64	4	14 Wira - Magdziarz	Good Speed Racing Team	16:09:15.574	2:21.363
65	4	97 Bateman - Adam	Blackthorn	16:09:35.051	2:27.335
66	17	26 Blanchemain - Pla	Saintéloc Racing	16:09:53.034	4:06.697
67	17	12 Monegro Reyes - Wolf	Fach Auto Tech	16:09:55.080	14:37.906
68	4	24 Borodin - Webb	Greystone GT	16:10:14.118	2:30.907
69	4	88 Kell - Kell	Track Focused	16:10:16.029	2:22.558
70	17	777 Jedliński - Basz	Olimp Racing	16:10:26.303	2:19.807
71	4	911 Armanni - Siedler	ZRS Motorsport	16:11:26.086	2:27.032
72	10	14 Wira - Magdziarz	Good Speed Racing Team	16:11:45.999	2:30.425
73	10	33 Meakin - Macdonald	Greystone GT	16:11:49.695	2:33.219
74	4	24 Borodin - Webb	Greystone GT	16:12:44.034	2:29.916
75	17	77 Hernández - Tribaudini	Grupo Prom Racing Team	16:12:47.018	2:33.925
76	4	88 Kell - Kell	Track Focused	16:12:48.240	2:32.211
77	4	63 Moncini - Testa	Scuderia Villorba Corse	16:12:49.956	2:27.927
78	4	55 De Meeus - Abril	AF Corse	16:13:10.768	2:24.441

The Stewards:





**Spa Francorchamps**  
**International GT Open**  
**Free Practice - 2**  
**Track Limit**



The Stewards, having received a report from Race Director, have considered the following matter and determine the following:

**Session** Free Practice - 2  
**Fact** The cars below did not use the track at the turns listed below

**Infringement** Breach of Appendix L Chapter IV Article 2 c) of the FIA International Sporting Code and Article 19.4/19.5 of the Sporting Regulations.

**Decision** Deletion of the lap times shown in accordance with Article 12.4.1.e of the FIA International Sporting Code.

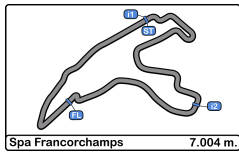
**Note**

- Certain decisions of the Stewards are subject to appeal (Article 15 of the FIA International Sporting Code).
- These penalties are not subject to appeal Article.12.3.4 of the FIA International Sporting Code and Article 16.5 of the Sporting Regulations.
- According to Article.12.3.3.b of the FIA International Sporting Code these decisions become immediately binding even in case of an appeal.

Ord	Turn	N° Driver	Entrant/Team	Time of Day	Lap Time
79	4	10 Noble - Hart	2 Seas Motorsport	16:13:24.737	2:20.952
80	4	26 Blanchemain - Pla	Saintéloc Racing	16:14:40.858	2:21.759
81	4	80 Fernandes - Fontana	AF Motorsport	16:14:49.257	2:26.146
82	4	75 Salaquarda - Milota	Team ISR	16:14:49.947	2:19.044
83	4	24 Borodin - Webb	Greystone GT	16:15:10.956	2:26.922
84	4	777 Jedliński - Basz	Olimp Racing	16:15:13.822	2:27.774
85	10	51 Durán - Mosca	AF Corse	16:15:19.067	2:20.776
86	4	16 Hahn - Osman	AF Corse	16:15:21.599	2:32.490
87	4	55 De Meeus - Abril	AF Corse	16:15:34.191	2:23.423
88	10	97 Bateman - Adam	Blackthorn	16:16:35.312	2:19.569
89	4	117 Pedersen - Pedersen	Mikkel O. Pedersen Racing	16:16:51.040	2:23.806
90	4	12 Monegro Reyes - Wolf	Fach Auto Tech	16:16:54.906	2:18.607
91	4	80 Fernandes - Fontana	AF Motorsport	16:17:13.457	2:24.200
92	4	14 Wira - Magdziarz	Good Speed Racing Team	16:17:41.325	2:18.937
93	10	6 Lewandowski - Lewandowski	Baron Motorsport Team	16:18:11.369	2:22.466
94	4	28 Ramírez - Baumann	Team Motopark	16:18:30.193	2:20.266
95	4	71 Mansell - Götz	Team Motopark	16:18:37.037	4:46.062
96	4	11 Schwarzer - Fach	Fach Auto Tech	16:19:13.942	2:22.136
97	4	117 Pedersen - Pedersen	Mikkel O. Pedersen Racing	16:19:16.471	2:25.431
98	4	12 Monegro Reyes - Wolf	Fach Auto Tech	16:19:17.420	2:22.514
99	4	26 Blanchemain - Pla	Saintéloc Racing	16:19:23.415	2:21.112
100	4	911 Armani - Siedler	ZRS Motorsport	16:19:23.438	2:18.326
101	4	80 Fernandes - Fontana	AF Motorsport	16:19:39.646	2:26.189
102	4	54 Müller - Mettler	CBRX by SPS	16:19:46.129	2:23.250
103	6	14 Wira - Magdziarz	Good Speed Racing Team	16:20:03.422	2:22.097
104	17	55 De Meeus - Abril	AF Corse	16:20:21.339	2:23.474
105	11	10 Noble - Hart	2 Seas Motorsport	16:20:28.834	2:21.025
106	17	27 Tillbrook - Barnicoat	Optimum Motorsport	16:21:42.809	2:24.263
107	4	117 Pedersen - Pedersen	Mikkel O. Pedersen Racing	16:21:43.922	2:27.451
108	17	54 Müller - Mettler	CBRX by SPS	16:22:08.565	2:22.436
109	4	16 Hahn - Osman	AF Corse	16:22:19.870	2:22.326
110	17	14 Wira - Magdziarz	Good Speed Racing Team	16:22:22.722	2:19.300
111	4	55 De Meeus - Abril	AF Corse	16:22:44.592	2:23.253
112	4	63 Moncini - Testa	Scuderia Villorba Corse	16:23:14.025	2:17.553
113	10	108 Naran - Jensen	Iron Lynx	16:23:41.989	2:20.989
114	4	11 Schwarzer - Fach	Fach Auto Tech	16:23:59.111	2:20.654
115	4	117 Pedersen - Pedersen	Mikkel O. Pedersen Racing	16:24:09.201	2:25.279
116	4	80 Fernandes - Fontana	AF Motorsport	16:24:30.624	2:26.633
117	4	51 Durán - Mosca	AF Corse	16:24:49.235	2:27.091

**The Stewards:**





**Spa Francorchamps**  
**International GT Open**  
**Free Practice - 2**  
**Track Limit**



The Stewards, having received a report from Race Director, have considered the following matter and determine the following:

**Session** Free Practice - 2  
**Fact** The cars below did not use the track at the turns listed below

**Infringement** Breach of Appendix L Chapter IV Article 2 c) of the FIA International Sporting Code and Article 19.4/19.5 of the Sporting Regulations.

**Decision** Deletion of the lap times shown in accordance with Article 12.4.1.e of the FIA International Sporting Code.

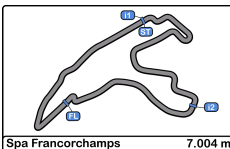
**Note**

- Certain decisions of the Stewards are subject to appeal (Article 15 of the FIA International Sporting Code).
- These penalties are not subject to appeal Article.12.3.4 of the FIA International Sporting Code and Article 16.5 of the Sporting Regulations.
- According to Article.12.3.3.b of the FIA International Sporting Code these decisions become immediately binding even in case of an appeal.

Ord	Turn	N° Driver	Entrant/Team	Time of Day	Lap Time
118	4	55 De Meeus - Abril	AF Corse	16:25:08.666	2:24.074
119	4	28 Ramirez - Baumann	Team Motopark	16:25:30.074	2:19.797
120	4	71 Mansell - Götz	Team Motopark	16:25:37.152	2:23.995
121	4	63 Moncini - Testa	Scuderia Villorba Corse	16:25:39.071	2:25.046
122	4	26 Blanchemain - Pla	Saintéloc Racing	16:26:38.064	2:21.077
123	4	80 Fernandes - Fontana	AF Motorsport	16:26:54.139	2:23.515
124	4	5 Jedliński - Korzeniowski	Olimp Racing	16:27:11.005	2:37.400
125	6	16 Hahn - Osman	AF Corse	16:27:11.227	2:24.004
126	10	33 Meakin - Macdonald	Greystone GT	16:27:41.367	4:12.629
127	4	96 Veselaho - Ye	AF Corse	16:27:55.330	3:36.941
128	4	911 Armani - Siedler	ZRS Motorsport	16:28:38.814	2:16.230
129	17	12 Monegro Reyes - Wolf	Fach Auto Tech	16:28:56.445	4:52.420
130	4	54 Müller - Mettler	CBRX by SPS	16:29:19.344	2:23.214
131	4	80 Fernandes - Fontana	AF Motorsport	16:29:20.382	2:26.243
132	4	16 Hahn - Osman	AF Corse	16:29:35.074	2:23.847
133	4	5 Jedliński - Korzeniowski	Olimp Racing	16:29:50.112	2:39.107
134	4	51 Durán - Mosca	AF Corse	16:29:50.147	2:35.821
135	4	55 De Meeus - Abril	AF Corse	16:29:52.716	2:21.723
136	6	33 Meakin - Macdonald	Greystone GT	16:30:01.527	2:20.160
137	11	6 Lewandowski - Lewandowski	Baron Motorsport Team	16:30:34.843	5:09.026
138	11	27 Tillbrook - Barnicoat	Optimum Motorsport	16:31:01.593	2:18.925
139	17	80 Fernandes - Fontana	AF Motorsport	16:31:44.534	2:24.152
140	4	16 Hahn - Osman	AF Corse	16:32:01.122	2:26.048
141	4	55 De Meeus - Abril	AF Corse	16:32:21.374	2:28.658
142	4	33 Meakin - Macdonald	Greystone GT	16:32:29.365	2:27.838
143	4	6 Lewandowski - Lewandowski	Baron Motorsport Team	16:32:58.547	2:23.704
144	4	54 Müller - Mettler	CBRX by SPS	16:34:59.370	3:16.696
145	4	80 Fernandes - Fontana	AF Motorsport	16:35:05.166	3:20.632

**The Stewards:**





**Spa Francorchamps**  
**International GT Open**  
**Free Practice - 2**  
**Provisional Results by Category**

**INTERNATIONAL**  
**GT OPEN 500**

PRO																
Cls	N°	Entrant/Team	Nat	Driver 1	Nat	Driver 2	Nat	Vehicle	Cat	Cls	Laps	Best	Time	Gap	Interval	Km/h
1	911	ZRS Motorsport	ITA	Pietro Armani	ITA	Norbert Siedler	ITA	Porsche 911 GT3 R EVO (992)	PRO	1	19	17	2:16.680			184.4
2	63	Scuderia Villorba Corse	ITA	Leonardo Moncini	ITA	Rodrigo Testa	ITA	Lamborghini Huracan Evo 2	PRO	2	20	9	2:17.035	0.355	0.355	183.9
3	44	Greystone GT	GBR	Jayden Kelly	GBR	McKenzy Cresswell	GBR	McLaren 720s GT3 Evo	PRO	3	21	14	2:17.382	0.702	0.347	183.5
4	71	Team Motopark	DEU	Christian Mansell	AUS	Maximilian Götz	DEU	Mercedes AMG GT3 EVO	PRO	4	18	4	2:17.394	0.714	0.012	183.5
5	28	Team Motopark	DEU	Marcelo Ramírez	MEX	Dominik Baumann	DEU	Mercedes AMG GT3 EVO	PRO	5	18	4	2:17.591	0.911	0.197	183.2
6	96	AF Corse	ITA	Yaroslav Veselaho	CZE	Yifei Ye	CHE	Ferrari 296 GT3 EVO	PRO	6	20	19	2:17.651	0.971	0.060	183.1
7	33	Greystone GT	GBR	Zac Meakin	GBR	Dean Macdonald	GBR	McLaren 720s GT3 Evo	PRO	7	19	15	2:17.817	1.137	0.166	182.9
8	17	Elite Motorsport with Entire Race Engineering	GBR	Tom Emson	GBR	Tom Lebbon	GBR	Ferrari 296 GT3 EVO	PRO	8	19	17	2:18.002	1.322	0.185	182.7
9	51	AF Corse	ITA	Rafael Durán	ESP	Tommaso Mosca	ITA	Ferrari 296 GT3 EVO	PRO	9	19	6	2:18.225	1.545	0.223	182.4

PROAM																
Cls	N°	Entrant/Team	Nat	Driver 1	Nat	Driver 2	Nat	Vehicle	Cat	Cls	Laps	Best	Time	Gap	Interval	Km/h
1	54	CBRX by SPS	DEU	Dexter Müller	CHE	Yannick Mettler	CHE	Mercedes AMG GT3 EVO	PROAM	1	20	9	2:17.084			183.9
2	88	Track Focused	GBR	Darren Kell	GBR	James Kell	GBR	McLaren 720 Evo GT3	PROAM	2	16	15	2:17.106	0.022	0.022	183.9
3	97	Blackthorn	GBR	Charles Bateman	GBR	Jonny Adam	GBR	Aston Martin AMR Vantage GT3 E	PROAM	3	20	6	2:17.166	0.082	0.060	183.8
4	55	AF Corse	ITA	Laurent De Meeus	FRA	Vincent Abril	FRA	Ferrari 296 GT3 EVO	PROAM	4	21	8	2:17.246	0.162	0.080	183.7
5	27	Optimum Motorsport	GBR	Morgan Tillbrook	GBR	Ben Barnicoat	GBR	McLaren 720s GT3 Evo	PROAM	5	21	3	2:17.279	0.195	0.033	183.6
6	75	Team ISR	CZE	Filip Salaquarda	CZE	Libor Milota	CZE	Audi R8 LMS GT3 Evo II	PROAM	6	23	20	2:17.429	0.345	0.150	183.4
7	11	Fach Auto Tech	CHE	Alexander Schwarzer	MEX	Alexander Fach	CHE	Porsche 911 GT3 R EVO (992)	PROAM	7	22	3	2:17.560	0.476	0.131	183.2
8	117	Mikkel O. Pedersen Racing	DNK	Mikkel O. Pedersen	DNK	Lars Engelbrekt Pedersen	DNK	Porsche 911 GT3 R EVO (992)	PROAM	8	19	4	2:17.790	0.706	0.230	182.9
9	26	Saintéloc Racing	FRA	Michaël Blanchemain	FRA	Jim Pla	FRA	Audi R8 LMS GT3 Evo II	PROAM	9	20	9	2:17.805	0.721	0.015	182.9
10	24	Greystone GT	GBR	Andrey Borodin	FIA	Oliver Webb	GBR	McLaren 720s GT3 Evo	PROAM	10	18	7	2:18.176	1.092	0.371	182.4
11	7	PTT Racing	POL	Hubert Darmetko	POL	Fabian Dybionka	POL	BMW M4 GT3 EVO	PROAM*	11	21	19	2:18.398	1.314	0.222	182.1
12	777	Olimp Racing	POL	Marcin Jedliński	POL	Karol Basz	POL	Ferrari 296 GT3 EVO	PROAM	12	19	13	2:19.745	2.661	1.347	180.4
13	108	Iron Lynx	ITA	Ameerh Naran	ZWE	Theodor Jensen	DNK	Mercedes AMG GT3 EVO	PROAM	13	20	5	2:20.017	2.933	0.272	180.0
14	25	Into Africa Racing by Dragon Racing Intl.	ZAF	Xolile Letlaka	ZAF	Stuart White	ZAF	Ferrari 296 GT3	PROAM	14	16	10	2:27.795	10.711	7.778	170.6

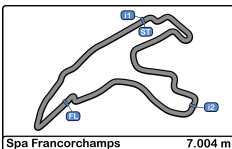
AM																
Cls	N°	Entrant/Team	Nat	Driver 1	Nat	Driver 2	Nat	Vehicle	Cat	Cls	Laps	Best	Time	Gap	Interval	Km/h
1	5	Olimp Racing	POL	Stanislaw Jedliński	POL	Krystian Korzeniowski	POL	Ferrari 296 GT3 EVO	AM	1	16	5	2:17.962			182.7
2	77	Grupo Prom Racing Team	DEU	Alfredo Hernández	MEX	Stéphane Tribaudini	FRA	Mercedes AMG GT3 EVO	AM	2	18	16	2:18.284	0.322	0.322	182.3
3	16	AF Corse	ITA	Marcelo Hahn	BRA	Galid Osman	BRA	Ferrari 296 GT3	AM	3	18	10	2:19.235	1.273	0.951	181.0
4	12	Fach Auto Tech	CHE	Joel Monegro Reyes	DNK	Lucas Wolf	DEU	Porsche 911 GT3 R EVO (992)	AM	4	16	9	2:19.340	1.378	0.105	180.9

Published at:.....

Track Temp: 21.7 °C Air Temp: 9.5 °C Humidity: 64 % Track Status: WET

<b>Race Director:</b>	Alessandro Ferrari ACI DGA 392080	<b>Timekeeper:</b>	Luis Garcia JCR-2654-ESP/M
-----------------------	--------------------------------------	--------------------	-------------------------------





Spa Francorchamps  
International GT Open  
Free Practice - 2  
Provisional Results by Category

AM																
Cls	Nº	Entrant/Team	Nat	Driver 1	Nat	Driver 2	Nat	Vehicle	Cat	Cls	Laps	Best	Time	Gap	Interval	Km/h
5	10	2 Seas Motorsport		Scott Noble		Jason Hart		Mercedes AMG GT3 EVO	AM	5	21	19	2:19.537	1.575	0.197	180.7
6	6	Baron Motorsport Team		Andrzej Lewandowski		Adrian Lewandowski		Ferrari 296 GT3	AM	6	17	13	2:21.656	3.694	2.119	177.9
7	14	Good Speed Racing Team		Piotr Wira		Tomasz Magdziarz		Aston Martin AMR Vantage GT3 E	AM	7	18	5	2:21.887	3.925	0.231	177.7
8	80	AF Motorsport		André Fernandes		Angelo Fontana		Porsche 991.2 GT3R	AM	8	20	9	2:22.013	4.051	0.126	177.5

Published at:.....

Track Temp: 21.7 °C Air Temp: 9.5 °C Humidity: 64 % Track Status: WET

Race Director:

Alessandro Ferrari

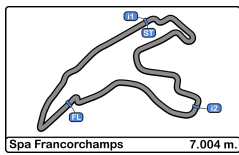
ACI DGA 392080

Timekeeper:

Luis Garcia

JCR-2654-ESP/M





**Spa Francorchamps**  
International GT Open  
Free Practice - 2  
**Lap Analysis**



**5** Stanislaw Jedliński Ferrari 296 GT3 EVO **7** Hubert Darmetko BMW M4 GT3 EVO

AM Krystian Korzeniewski							Olimp Racing		PROAM*		Fabian Dybionka		PTT Racing		
Lap	D	Time	Sector 1	Sector 2	Sector 3	T. Spd	Elapsed	Lap	D	Time	Sector 1	Sector 2	Sector 3	T. Spd	Elapsed
1		15:42:42.715	15:40:56.236	1:04.736	41.743	250.0	15:42:42.715	1		15:42:38.602	15:40:49.867	1:09.935	38.800	228.3	15:42:38.602
2		2:19.812	39.325	1:04.803	35.684	262.1	15:45:02.527	2		<del>2:25.292</del>	39.817	1:09.045	36.430	265.3	15:45:03.894
3		2:25.768 P	39.170	1:04.967	41.631	265.3	15:47:28.295	3		2:22.283	39.210	1:06.076	36.997	262.1	15:47:26.177
4		3:45.917	2:06.285	1:04.188	35.444	263.4	15:51:14.212	4		2:20.855	39.253	1:05.695	35.907	270.0	15:49:47.032
5		<b>2:17.962</b>	39.114	<b>1:03.460</b>	<b>35.388</b>	263.4	15:53:32.174	5		2:20.489	39.216	1:05.555	35.718	266.6	15:52:07.521
6		2:26.217 P	39.238	1:04.038	42.941	263.4	15:55:58.391	6		2:28.852 P	38.853	1:06.150	43.849	255.3	15:54:36.373
7		5:51.140 P	4:04.066	1:05.200	41.874	260.2	16:01:49.531	7		3:43.295	1:55.706	1:09.485	38.104	267.9	15:58:19.668
8		5:19.984	3:37.144	1:05.944	36.896	262.1	16:07:09.515	8		2:22.341	38.655	1:06.818	36.868	255.3	16:00:42.009
9		2:25.419 P	<b>39.113</b>	1:04.756	41.550	262.1	16:09:34.934	9		<del>2:22.343</del>	39.082	1:06.387	36.844	260.8	16:03:04.322
10		4:24.282	2:27.392	1:15.509	41.381	247.1	16:13:59.216	10		<del>2:24.627</del>	40.042	1:06.167	35.418	258.3	16:05:25.949
11		2:37.870	43.174	1:13.794	40.902	250.5	16:16:37.086	11		2:22.177	39.016	1:05.487	37.674	260.8	16:07:48.126
12		2:36.339	43.339	1:12.684	40.316	252.3	16:19:13.425	12		2:23.745	38.984	1:07.842	36.919	238.9	16:10:11.871
13		2:41.546	44.119	1:14.134	43.293	240.5	16:21:54.971	13		2:27.483 P	39.045	1:06.456	41.982	250.0	16:12:39.354
14		2:38.634	42.227	1:12.948	43.459	252.3	16:24:33.605	14		4:44.686	3:01.898	1:06.714	36.074	250.0	16:17:24.040
15		<del>2:37.400</del>	42.666	1:13.446	41.288	252.3	16:27:11.005	15		2:21.023	39.439	1:05.851	35.733	257.7	16:19:45.063
16		<del>2:39.107</del>	44.755	1:13.861	40.491	247.7	16:29:50.112	16		2:21.666	39.188	1:07.034	35.444	256.5	16:22:06.729
17			43.587	2:38.293		248.8		17		2:21.035	38.667	1:06.467	35.901	260.2	16:24:27.764

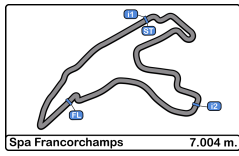
**6** Andrzej Lewandowski Ferrari 296 GT3  
AM Adrian Lewandowski Baron Motorsport Team

Lap	D	Time	Sector 1	Sector 2	Sector 3	T. Spd	Elapsed
1		<del>15:44:18.480</del>	15:42:32.728	1:08.014	37.738	249.4	15:44:18.480
2		<del>2:23.699</del>	40.290	1:06.585	36.724	258.9	15:46:42.079
3		<del>2:27.802</del>	40.618	1:06.643	40.541	255.3	15:49:09.881
4		<del>2:35.545</del> P	40.986	1:06.686	47.873	255.3	15:51:45.426
5		11:58.303	10:12.336	1:08.261	37.706	249.4	16:03:43.729
6		2:25.259	40.860	1:06.749	37.650	251.7	16:06:08.988
7		<del>2:27.972</del>	41.199	1:08.880	36.993	251.1	16:08:36.060
8		2:22.329	40.116	1:05.816	36.397	254.1	16:10:58.389
9		2:24.320	40.216	1:06.419	37.685	254.1	16:13:22.709
10		2:26.194	40.163	1:06.517	39.514	256.5	16:15:48.903
11		<del>2:22.466</del>	40.256	1:05.585	36.625	256.5	16:18:11.369
12		2:22.192	40.177	1:05.474	36.541	257.1	16:20:33.561
13		<b>2:21.656</b>	<b>39.948</b>	<b>1:05.338</b>	<b>36.370</b>	258.9	16:22:55.217
14		2:30.600 P	39.964	1:05.409	45.227	258.3	16:25:25.817
15		<del>5:09.926</del>	3:24.374	1:07.540	37.112	254.7	16:30:34.843
16		<del>2:23.704</del>	40.010	1:06.159	37.535	260.8	16:32:58.547
17		4:35.035 P	45.929	2:10.258	1:38.848	78.3	16:37:33.582

**10** Scott Noble Mercedes AMG GT3 EVO

AM Jason Hart 2 Seas Motorsport							
Lap	D	Time	Sector 1	Sector 2	Sector 3	T. Spd	Elapsed
1		15:43:21.507	15:41:28.907	1:13.769	38.831	246.5	15:43:21.507
2		2:25.874	40.868	1:07.554	37.452	254.7	15:45:47.381
3		2:23.090	40.403	1:06.111	36.576	256.5	15:48:10.471
4		2:22.160	39.732	1:05.785	36.643	259.6	15:50:32.631
5		<del>2:23.842</del>	40.357	1:06.443	37.042	255.9	15:52:56.473
6		2:23.696	40.282	1:06.411	37.003	258.9	15:55:20.169
7		2:22.952	40.300	1:06.136	36.516	257.1	15:57:43.121
8		<del>2:24.245</del> P	40.089	1:05.917	45.209	258.9	16:00:14.336
9		3:43.849	1:58.720	1:07.744	37.385	254.1	16:03:58.185
10		2:21.689	39.969	1:05.389	36.331	257.1	16:06:19.874
11		2:22.518	39.771	1:05.385	37.362	258.9	16:08:42.392
12		2:21.393	39.968	1:05.231	36.194	257.1	16:11:03.785
13		<del>2:20.952</del>	39.902	1:05.008	36.042	258.3	16:13:24.737
14		2:21.944	39.664	1:05.415	36.865	261.5	16:15:46.681
15		2:21.128	39.835	1:05.217	36.076	258.3	16:18:07.809
16		<del>2:24.025</del>	39.643	1:05.103	36.279	259.6	16:20:28.834
17		2:29.316 P	39.658	1:05.593	44.065	259.6	16:22:58.150
18		4:18.060	2:27.878	1:12.375	37.807	248.8	16:27:16.210
19		<b>2:19.537</b>	39.006	<b>1:04.944</b>	<b>35.587</b>	262.7	16:29:35.747
20		2:21.754	39.793	1:05.951	36.010	262.1	16:31:57.501
21		3:18.484 P	<b>38.668</b>	1:08.967	1:30.849	265.3	16:35:15.985





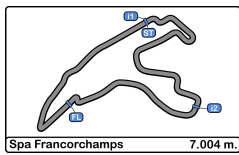
**Spa Francorchamps**  
International GT Open  
Free Practice - 2  
Lap Analysis

**11** Alexander Schwarzer Porsche 911 GT3 R EVO (992) **14** Piotr Wira Aston Martin AMR Vantage GT3 EVO

PROAM Alexander Fach Fach Auto Tech							AM Tomasz Magdziarz Good Speed Racing Team								
Lap	D	Time	Sector 1	Sector 2	Sector 3	T. Spd	Elapsed	Lap	D	Time	Sector 1	Sector 2	Sector 3	T. Spd	Elapsed
1		15:42:47.241	15:41:03.466	1:05.259	38.516	254.1	15:42:47.241	1		15:42:48.865	15:41:04.009	1:07.825	37.031	187.5	15:42:48.865
2		2:20.176	39.233	1:05.331	35.612	263.4	15:45:07.417	2		3:13.276	39.729	1:53.300	40.247	261.5	15:46:02.141
3		<b>2:17.560</b>	38.735	<b>1:03.731</b>	<b>35.094</b>	267.3	15:47:24.977	3		2:22.749	39.797	1:06.172	36.780	260.8	15:48:24.890
4		2:17.719	<b>38.648</b>	1:03.857	35.214	267.9	15:49:42.696	4		2:22.465	39.784	1:05.830	36.851	262.7	15:50:47.355
5		2:25.257 P	39.178	1:04.731	41.348	267.9	15:52:07.953	5		<b>2:21.887</b>	39.788	1:05.851	36.248	262.1	15:53:09.242
6		3:32.163	1:46.792	1:07.570	37.801	263.4	15:55:40.116	6		2:32.475 P	40.791	1:05.867	45.817	260.2	15:55:41.717
7		<del>2:22.324</del>	39.399	1:06.274	36.648	264.7	15:58:02.437	7		<del>4:08.055</del>	2:24.931	1:06.735	36.389	257.7	15:59:49.772
8		2:22.590	39.601	1:06.386	36.603	262.7	16:00:25.027	8		<del>2:21.832</del>	<b>38.960</b>	1:06.109	36.763	267.3	16:02:11.604
9		2:21.513	39.366	1:05.831	36.316	264.7	16:02:46.540	9		<del>2:21.723</del>	39.356	1:06.178	36.189	264.0	16:04:33.327
10		<del>2:21.472</del>	39.240	1:05.718	36.514	264.0	16:05:08.012	10		<del>2:20.884</del>	39.237	1:05.816	35.831	264.0	16:06:54.211
11		2:20.518	39.479	1:05.285	35.754	262.7	16:07:28.530	11		<del>2:21.363</del>	38.982	1:06.318	36.063	266.0	16:09:15.574
12		2:20.674	39.437	1:05.233	36.004	260.8	16:09:49.204	12		<del>2:30.425</del> P	39.188	1:07.711	43.526	264.7	16:11:45.999
13		2:20.282	39.219	1:05.299	35.764	262.7	16:12:09.486	13		3:36.389	1:51.753	1:06.111	38.525	227.3	16:15:22.388
14		2:22.140	38.905	1:07.447	35.788	264.0	16:14:31.626	14		<del>2:18.937</del>	39.221	<b>1:04.187</b>	<b>35.529</b>	264.0	16:17:41.325
15		2:20.180	39.002	1:05.352	35.826	266.0	16:16:51.806	15		<del>2:22.007</del>	39.325	1:04.844	37.928	264.7	16:20:03.422
16		<del>2:22.136</del>	39.249	1:06.858	36.029	265.3	16:19:13.942	16		<del>2:19.300</del>	39.271	1:04.441	35.588	265.3	16:22:22.722
17		2:24.515	40.654	1:05.678	38.183	258.3	16:21:38.457	17		2:30.390 P	39.429	1:05.065	45.896	265.3	16:24:53.112
18		<del>2:20.654</del>	39.322	1:05.461	35.871	265.3	16:23:59.111	18		9:48.115 P	7:20.026	1:09.975	1:18.114	259.6	16:34:41.227
19		2:26.230 P	39.133	1:05.299	41.798	264.0	16:26:25.341	<b>16</b> Marcelo Hahn Ferrari 296 GT3							
20		3:34.539	1:51.211	1:07.182	36.146	253.5	16:29:59.880	AM Galid Osman AF Corse							
21		2:20.081	38.674	1:05.030	36.377	267.3	16:32:19.961	Lap D Time Sector 1 Sector 2 Sector 3 T. Spd Elapsed							
22		3:44.532 P	38.677	1:33.073	1:32.782	267.3	16:36:04.493	1		15:46:49.974	15:44:58.748	1:13.620	37.606	172.2	15:46:49.974

**12** Joel Monegro Reyes Porsche 911 GT3 R EVO (992)

AM Lucas Wolf Fach Auto Tech							
Lap	D	Time	Sector 1	Sector 2	Sector 3	T. Spd	Elapsed
1		15:42:35.058	15:40:49.408	1:07.964	37.686	252.9	15:42:35.058
2		<del>2:23.000</del>	39.961	1:06.959	36.160	264.7	15:44:58.138
3		2:21.298	39.684	1:05.644	35.970	261.5	15:47:19.436
4		2:20.525	39.359	1:05.402	35.764	265.3	15:49:39.961
5		2:19.989	39.534	1:04.819	35.636	266.0	15:51:59.950
6		3:17.224 P	39.239	1:04.629	1:33.356	266.0	15:55:17.174
7		<del>4:37.906</del>	12:51.015	1:09.927	36.964	183.9	16:09:55.080
8		2:21.879	39.071	1:06.705	36.103	262.7	16:12:16.959
9		<b>2:19.340</b>	39.177	1:04.635	35.528	266.6	16:14:36.299
10		<del>2:19.607</del>	<b>38.823</b>	<b>1:04.562</b>	<b>35.222</b>	266.6	16:16:54.906
11		<del>2:22.514</del>	39.048	1:05.971	37.495	266.0	16:19:17.420
12		2:20.065	39.352	1:04.755	35.958	263.4	16:21:37.485
13		2:26.540 P	38.909	1:05.241	42.390	266.0	16:24:04.025
14		<del>4:52.420</del>	3:09.305	1:06.485	36.630	265.3	16:28:56.445
15		2:21.161	39.430	1:05.698	36.033	265.3	16:31:17.606
16		2:34.945 P	39.734	1:07.308	47.903	261.5	16:33:52.551



**Spa Francorchamps**  
International GT Open  
Free Practice - 2  
Lap Analysis

**17** Tom Emson Ferrari 296 GT3 EVO **25** Xolile Letlaka Ferrari 296 GT3

PRO Tom Lebbon Elite Motorsport with Entire Race PROAM Stuart White Into Africa Racing by Dragon

Lap	D	Time	Sector 1	Sector 2	Sector 3	T. Spd	Elapsed	Lap	D	Time	Sector 1	Sector 2	Sector 3	T. Spd	Elapsed
1		15:46:11.532	15:44:13.525	1:12.652	45.355	154.0	15:46:11.532	1		15:45:20.059	15:43:11.456	1:23.284	45.319	233.7	15:45:20.059
2		2:39.332	45.235	1:13.268	40.829	158.5	15:48:50.864	2		2:38.406	43.221	1:14.650	40.535	250.5	15:47:58.465
3		2:32.144	42.283	1:10.405	39.456	194.5	15:51:23.008	3		2:35.220	41.948	1:13.105	40.167	252.3	15:50:33.685
4		2:41.522 P	43.407	1:09.826	48.289	210.1	15:54:04.530	4		2:34.145	42.565	1:11.457	40.123	252.9	15:53:07.830
5		3:36.024	1:52.783	1:07.068	36.173	218.6	15:57:40.554	5		<del>2:39.292</del>	42.981	1:13.897	42.414	247.1	15:55:47.122
6		2:19.447	39.207	1:04.255	35.985	262.1	16:00:00.001	6		2:38.356	42.398	1:15.783	40.175	251.1	15:58:25.478
7		2:18.296	39.174	<b>1:03.768</b>	35.354	262.7	16:02:18.297	7		2:36.592	42.163	1:12.233	42.196	254.1	16:01:02.070
8		2:18.414	39.143	1:03.916	35.355	262.1	16:04:36.711	8		2:44.266 P	42.990	1:11.698	49.578	216.4	16:03:46.336
9		2:18.814	39.061	1:04.150	35.603	263.4	16:06:55.525	9		5:52.760	4:02.167	1:11.826	38.767	250.5	16:09:39.096
10		2:20.297	39.014	1:05.204	36.079	264.7	16:09:15.822	10		<b>2:27.795</b>	41.316	<b>1:08.794</b>	<b>37.685</b>	254.1	16:12:06.891
11		2:28.115 P	39.390	1:05.614	43.111	263.4	16:11:43.937	11		2:30.549	41.240	1:10.054	39.255	255.3	16:14:37.440
12		4:16.449	2:23.997	1:05.080	47.372	258.3	16:16:00.386	12		2:32.847	43.437	1:10.793	38.617	248.2	16:17:10.287
13		2:19.384	39.311	1:04.459	35.614	261.5	16:18:19.770	13		2:31.986	41.828	1:10.049	40.109	257.1	16:19:42.273
14		2:18.837	39.245	1:04.174	35.418	262.1	16:20:38.607	14		2:31.411	41.302	1:11.652	38.457	254.7	16:22:13.684
15		2:24.753 P	38.996	1:04.437	41.320	262.1	16:23:03.360	15		2:36.644 P	<b>40.975</b>	1:09.010	46.659	254.7	16:24:50.328
16		3:39.754	1:58.721	1:04.773	36.260	257.1	16:26:43.114	16		7:23.839 P	5:13.832	1:11.973	58.034	196.3	16:32:14.167
17		<b>2:18.002</b>	38.864	1:03.793	<b>35.345</b>	265.3	16:29:01.116	<b>26</b> Michaël Blanchemain Audi R8 LMS GT3 Evo II							
18		2:18.121	38.863	1:03.818	35.440	263.4	16:31:19.237	PROAM Jim Pla Saint-Éloc Racing							
19		2:29.972 P	<b>38.845</b>	1:05.728	45.399	266.0	16:33:49.209	Lap D Time Sector 1 Sector 2 Sector 3 T. Spd Elapsed							

**24** Andrey Borodin McLaren 720s GT3 Evo

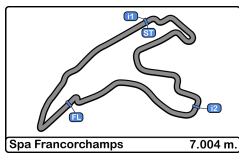
PROAM Oliver Webb Greystone GT

Lap	D	Time	Sector 1	Sector 2	Sector 3	T. Spd	Elapsed	Lap	D	Time	Sector 1	Sector 2	Sector 3	T. Spd	Elapsed
1		15:42:37.623	15:40:51.594	1:07.058	38.971	254.7	15:42:37.623	1		15:43:11.057	15:41:21.235	1:10.996	38.826	191.8	15:43:11.057
2		<del>2:24.204</del>	39.159	1:06.690	38.352	263.4	15:45:01.824	2		2:21.425	39.052	1:05.565	36.808	262.7	15:45:32.482
3		<del>2:19.904</del>	39.048	1:04.448	35.405	265.3	15:47:20.725	3		2:19.546	38.937	1:04.962	35.647	266.0	15:47:52.028
4		2:21.681	38.978	1:05.405	37.298	266.6	15:49:42.406	4		2:26.085 P	38.868	1:04.817	42.400	268.6	15:50:18.113
5		2:22.791	38.942	1:05.651	38.198	266.6	15:52:05.197	5		3:43.925	2:00.636	1:05.347	37.942	262.7	15:54:02.038
6		2:18.376	38.866	1:04.296	35.214	266.6	15:54:23.573	6		2:18.810	38.901	1:04.519	35.390	266.6	15:56:20.848
7		<b>2:18.176</b>	38.835	1:04.140	<b>35.201</b>	266.0	15:56:41.749	7		2:18.169	38.649	1:04.248	<b>35.272</b>	270.0	15:58:39.017
8		2:28.922 P	<b>38.782</b>	1:04.244	45.896	266.6	15:59:10.671	8		2:21.543	<b>38.564</b>	1:04.019	38.960	266.6	16:01:00.560
9		6:06.401	4:19.344	1:09.359	37.698	257.7	16:05:17.072	9		<b>2:17.805</b>	38.643	<b>1:03.879</b>	35.283	267.9	16:03:18.365
10		2:26.139	40.339	1:08.499	37.301	260.2	16:07:43.211	10		2:27.972 P	38.620	1:05.381	43.971	267.9	16:05:46.337
11		<del>2:30.907</del>	41.002	1:11.802	38.103	206.1	16:10:14.118	11		<del>4:06.697</del>	2:22.182	1:08.057	36.458	223.1	16:09:53.034
12		<del>2:29.946</del>	40.535	1:11.372	38.009	242.1	16:12:44.034	12		2:26.065	39.770	1:07.121	39.174	262.1	16:12:19.099
13		<del>2:26.922</del>	40.381	1:09.480	37.061	242.6	16:15:10.956	13		<del>2:24.759</del>	39.517	1:05.885	36.357	264.0	16:14:40.858
14		2:53.064 P	40.946	1:18.891	53.227	255.9	16:18:04.020	14		2:21.445	39.667	1:05.625	36.153	262.1	16:17:02.303
15		7:38.429	5:55.966	1:05.740	36.723	258.9	16:25:42.449	15		<del>2:24.442</del>	39.118	1:05.716	36.278	263.4	16:19:23.415
16		2:18.747	38.871	1:04.538	35.338	266.0	16:28:01.196	16		2:28.715	40.023	1:08.506	40.186	266.6	16:21:52.130
17		2:18.458	38.784	1:04.325	35.349	267.3	16:30:19.654	17		2:24.857	39.631	1:06.811	38.415	266.0	16:24:16.987
18		2:25.559 P	38.815	<b>1:04.123</b>	42.621	266.0	16:32:45.213	18		<del>2:24.077</del>	39.371	1:05.689	36.017	265.3	16:26:38.064
								19		2:37.928 P	40.936	1:08.707	48.285	260.2	16:29:15.992
								20		6:02.979 P	3:18.513	1:15.045	1:29.421	260.8	16:35:18.971



CIRCUIT DE SPA FRANCORCHAMPS





**Spa Francorchamps**  
International GT Open  
Free Practice - 2  
Lap Analysis



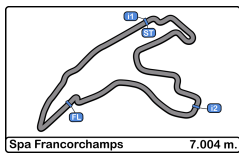
27							33								
Morgan Tillbrook			McLaren 720s GT3 Evo				Zac Meakin			McLaren 720s GT3 Evo					
PROAM		Ben Barnicoat		Optimum Motorsport		PRO		Dean Macdonald		Greystone GT					
Lap	D	Time	Sector 1	Sector 2	Sector 3	T. Spd	Elapsed	Lap	D	Time	Sector 1	Sector 2	Sector 3	T. Spd	Elapsed
1		15:42:34.368	15:40:51.781	1:06.077	36.510	248.2	15:42:34.368	1		15:43:23.996	15:41:20.334	1:16.091	47.571	83.3	15:43:23.996
2		2:18.733	39.130	1:04.359	35.244	262.7	15:44:53.101	2		2:46.540	47.344	1:12.568	46.628	147.1	15:46:10.536
3		<b>2:17.279</b>	38.800	1:03.471	35.008	264.0	15:47:10.380	3		2:41.571	46.870	1:11.118	43.583	175.6	15:48:52.107
4		2:22.828 P	38.837	<b>1:02.967</b>	41.024	264.7	15:49:33.208	4		2:33.549 P	40.606	1:08.250	44.693	218.6	15:51:25.656
5		4:05.630	2:23.686	1:04.007	37.937	259.6	15:53:38.838	5		4:44.299	3:03.642	1:05.144	35.513	249.4	15:56:09.955
6		2:17.622	39.008	1:03.680	<b>34.934</b>	265.3	15:55:56.460	6		2:18.161	38.995	1:04.011	35.155	265.3	15:58:28.116
7		2:26.542 P	<b>38.676</b>	1:05.094	42.772	266.6	15:58:23.002	7		2:18.480	38.776	1:04.395	35.309	267.3	16:00:46.596
8		4:21.583	2:36.985	1:07.829	36.769	243.7	16:02:44.585	8		2:29.567 P	<b>38.690</b>	1:05.762	45.115	270.0	16:03:16.163
9		2:24.919	40.074	1:06.151	38.694	259.6	16:05:09.504	9		3:40.318	1:58.287	1:06.555	35.476	261.5	16:06:56.481
10		<del>2:24.702</del>	39.848	1:05.579	36.275	259.6	16:07:31.206	10		2:19.995	39.062	1:04.790	36.143	266.6	16:09:16.476
11		2:22.648	39.627	1:06.580	36.441	262.1	16:09:53.854	11		<del>2:33.249</del>	39.743	1:08.775	44.701	235.8	16:11:49.695
12		2:22.824	39.997	1:06.488	36.339	261.5	16:12:16.678	12		2:18.807	39.189	1:04.430	35.188	264.0	16:14:08.502
13		2:21.263	40.551	1:04.827	35.885	262.1	16:14:37.941	13		2:19.636	39.017	1:05.338	35.281	266.6	16:16:28.138
14		2:21.325	40.542	1:04.659	36.124	262.1	16:16:59.266	14		2:18.228	38.968	1:04.140	<b>35.120</b>	264.7	16:18:46.366
15		2:19.280	39.376	1:04.022	35.882	262.1	16:19:18.546	15		<b>2:17.817</b>	38.920	<b>1:03.777</b>	35.120	266.0	16:21:04.183
16		<del>2:24.263</del>	39.512	1:07.354	37.397	253.5	16:21:42.809	16		2:24.555 P	38.714	1:04.302	41.539	266.6	16:23:28.738
17		2:19.981	39.622	1:04.593	35.766	261.5	16:24:02.790	17		<del>4:42.629</del>	2:32.306	1:04.893	35.430	263.4	16:27:41.367
18		2:20.854	39.605	1:04.740	36.509	260.8	16:26:23.644	18		<del>2:20.160</del>	38.825	1:05.937	35.398	267.3	16:30:01.527
19		2:19.024	39.048	1:04.313	35.663	265.3	16:28:42.668	19		<del>2:27.838</del>	38.720	1:06.762	42.356	268.6	16:32:29.365
20		<del>2:48.925</del>	39.131	1:04.244	35.550	264.0	16:31:01.593								
21		2:30.739 P	39.160	1:07.790	43.789	264.7	16:33:32.332								

28							44								
Marcelo Ramirez			Mercedes AMG GT3 EVO				Jayden Kelly			McLaren 720s GT3 Evo					
PRO		Dominik Baumann		Team Motopark		PRO		McKenzv Cresswell		Greystone GT					
Lap	D	Time	Sector 1	Sector 2	Sector 3	T. Spd	Elapsed	Lap	D	Time	Sector 1	Sector 2	Sector 3	T. Spd	Elapsed
1		15:42:53.400	15:41:06.228	1:07.421	39.751	216.4	15:42:53.400	1		15:43:08.302	15:41:19.441	1:09.929	38.932	204.5	15:43:08.302
2		2:19.290	39.006	1:04.423	35.861	265.3	15:45:12.690	2		2:21.387	39.840	1:05.511	36.036	259.6	15:45:29.689
3		2:17.946	38.714	1:04.143	<b>35.089</b>	267.3	15:47:30.636	3		2:21.070	39.409	1:06.121	35.540	263.4	15:47:50.759
4		<b>2:17.591</b>	38.646	<b>1:03.851</b>	35.094	267.9	15:49:48.227	4		2:19.809	39.585	1:04.681	35.543	263.4	15:50:10.568
5		<del>2:26.967</del> P	<b>38.586</b>	1:05.428	41.943	270.0	15:52:14.184	5		2:19.195	39.280	1:04.503	35.412	264.7	15:52:29.763
6		3:47.784	2:07.916	1:04.428	35.440	266.0	15:56:01.968	6		2:21.616	39.298	1:05.873	36.445	264.7	15:54:51.379
7		<del>2:48.792</del>	38.614	1:04.358	35.820	266.6	15:58:20.760	7		2:26.522 P	39.354	1:04.775	42.393	264.0	15:57:17.901
8		2:20.144	38.651	1:05.031	36.462	269.3	16:00:40.904	8		3:28.044	1:41.463	1:06.696	39.885	166.6	16:00:45.945
9		2:24.399 P	38.785	1:04.533	41.081	267.9	16:03:05.303	9		2:32.283	40.869	1:07.445	43.969	266.0	16:03:18.228
10		9:25.465 P	7:33.310	1:07.425	44.730	256.5	16:12:30.768	10		2:29.267 P	39.740	1:04.890	44.637	264.0	16:05:47.495
11		3:39.159	1:57.387	1:05.862	35.910	258.3	16:16:09.927	11		3:24.596	1:44.098	1:04.244	36.254	257.1	16:09:12.091
12		<del>2:20.266</del>	38.905	1:05.655	35.706	265.3	16:18:30.193	12		2:17.754	38.921	<b>1:03.023</b>	35.810	264.7	16:11:29.845
13		2:19.679	38.933	1:05.073	35.673	265.3	16:20:49.872	13		2:17.465	<b>38.696</b>	1:03.736	<b>35.033</b>	268.6	16:13:47.310
14		2:20.405	39.333	1:04.888	36.184	260.8	16:23:10.277	14		<b>2:17.382</b>	39.116	1:03.161	35.105	265.3	16:16:04.692
15		<del>2:49.797</del>	38.921	1:04.985	35.891	265.3	16:25:30.074	15		2:17.527	38.821	1:03.232	35.474	266.6	16:18:22.219
16		2:26.276 P	38.728	1:05.367	42.181	267.9	16:27:56.350	16		2:23.535 P	38.786	1:03.519	41.230	267.9	16:20:45.754
17		3:46.794 P	1:57.230	1:07.018	42.546	258.3	16:31:43.144	17		3:40.639	1:52.793	1:11.422	36.424	261.5	16:24:26.393
18		6:07.477 P	2:22.278	2:10.039	1:35.160	79.5	16:37:50.621	18		2:19.076	39.080	1:03.950	36.046	266.0	16:26:45.469
								19		2:18.485	38.862	1:04.007	35.616	268.6	16:29:03.954
								20		2:17.964	38.953	1:03.779	35.232	267.3	16:31:21.918
								21		2:44.738 P	38.892	1:04.589	1:01.257	267.3	16:34:06.656



CIRCUIT DE SPA FRANCORCHAMPS





**Spa Francorchamps**  
International GT Open  
Free Practice - 2  
Lap Analysis

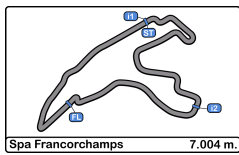
**INTERNATIONAL GT OPEN 500**

51							55										
PRO			Rafael Durán				Ferrari 296 GT3 EVO				PROAM			Laurent De Meeus			
Tommaso Mosca			AF Corse				Vincent Abril			AF Corse							
Lap	D	Time	Sector 1	Sector 2	Sector 3	T. Spd	Elapsed	Lap	D	Time	Sector 1	Sector 2	Sector 3	T. Spd	Elapsed		
1		15:43:14.179	15:41:20.088	1:15.188	38.903	178.8	15:43:14.179	1		15:43:02.418	15:40:59.173	1:20.145	43.100	161.1	15:43:02.418		
2		2:30.924 P	40.789	1:07.724	42.411	228.3	15:45:45.103	2		2:43.510	46.751	1:15.672	41.087	199.6	15:45:45.928		
3		3:52.666	2:12.154	1:05.002	35.510	260.2	15:49:37.769	3		2:34.061	44.431	1:10.238	39.392	202.2	15:48:19.989		
4		2:18.456	39.041	1:04.061	35.354	264.7	15:51:56.225	4		2:31.605	41.769	1:11.754	38.082	204.5	15:50:51.594		
5		2:21.240	39.045	1:05.264	36.931	266.0	15:54:17.465	5		2:22.382	40.744	1:05.978	35.660	255.9	15:53:13.976		
6		2:18.225	38.841	1:04.164	35.220	267.3	15:56:35.690	6		2:19.961	38.921	1:05.004	36.036	266.6	15:55:33.937		
7		2:19.898	38.812	1:05.704	35.382	266.0	15:58:55.588	7		2:19.529	39.970	1:03.965	35.594	259.6	15:57:53.466		
8		2:18.304	38.931	1:04.147	35.226	266.0	16:01:13.892	8		2:17.246	38.603	1:03.411	35.232	266.6	16:00:10.712		
9		2:27.527 P	38.794	1:06.074	42.659	267.3	16:03:41.419	9		2:24.373 P	38.770	1:03.843	41.760	267.9	16:02:35.085		
10		4:34.018	2:48.680	1:08.343	36.995	258.3	16:08:15.437	10		4:44.414 P	2:38.058	1:14.363	51.993	246.5	16:07:19.499		
11		2:21.866	39.342	1:06.492	36.032	263.4	16:10:37.303	11		3:26.828	1:41.149	1:08.074	37.605	255.3	16:10:46.327		
12		2:20.988	39.444	1:05.611	35.933	262.1	16:12:58.291	12		2:24.444	40.200	1:06.981	37.260	257.7	16:13:10.768		
13		2:20.776	39.100	1:05.643	36.033	265.3	16:15:19.067	13		2:23.423	40.331	1:06.185	36.907	260.2	16:15:34.191		
14		2:21.518	39.278	1:05.638	36.602	263.4	16:17:40.585	14		2:23.674	40.274	1:06.607	36.793	259.6	16:17:57.865		
15		2:20.604	39.193	1:05.409	36.002	264.0	16:20:01.189	15		2:23.474	40.101	1:06.410	36.963	259.6	16:20:21.339		
16		2:20.955	39.495	1:05.572	35.888	264.0	16:22:22.144	16		2:23.253	40.077	1:06.574	36.602	258.9	16:22:44.592		
17		2:27.094	39.050	1:08.084	39.957	266.0	16:24:49.235	17		2:24.074	39.885	1:05.831	38.358	260.2	16:25:08.666		
18		2:25.091	40.126	1:06.640	38.325	260.8	16:27:14.326	18		2:22.327	39.788	1:05.921	36.618	262.1	16:27:30.993		
19		2:35.824 P	39.511	1:08.088	48.222	263.4	16:29:50.147	19		2:24.723	39.549	1:05.663	36.511	263.4	16:29:52.716		

54							63										
PROAM			Dexter Müller				Mercedes AMG GT3 EVO				PRO			Leonardo Moncini			
Yannick Mettler			CBRX by SPS				Rodrigo Testa			Scuderia Villorba Corse							
Lap	D	Time	Sector 1	Sector 2	Sector 3	T. Spd	Elapsed	Lap	D	Time	Sector 1	Sector 2	Sector 3	T. Spd	Elapsed		

1		15:44:00.692	15:42:08.908	1:05.047	46.737	234.7	15:44:00.692	1		15:42:54.352	15:41:05.576	1:11.277	37.499	205.3	15:42:54.352
2		2:17.756	38.855	1:03.876	35.025	265.3	15:46:18.448	2		2:24.083	40.199	1:06.620	37.264	231.7	15:45:18.435
3		2:17.454	38.630	1:03.841	34.983	267.3	15:48:35.902	3		2:20.009	39.451	1:05.094	35.464	260.8	15:47:38.444
4		2:26.411 P	38.682	1:04.874	42.855	267.3	15:51:02.313	4		2:22.804	39.371	1:07.989	35.444	206.8	15:50:01.248
5		4:36.922	2:53.853	1:06.457	36.612	262.1	15:55:39.235	5		2:17.822	38.888	1:04.013	34.921	266.0	15:52:19.070
6		2:19.408	38.793	1:04.645	35.970	267.3	15:57:58.643	6		2:18.118	38.704	1:03.834	35.580	266.6	15:54:37.188
7		2:21.388	38.612	1:04.616	38.160	267.9	16:00:20.031	7		2:17.705	38.894	1:03.857	34.954	266.0	15:56:54.893
8		2:19.089	39.689	1:04.280	35.120	261.5	16:02:39.120	8		2:17.238	38.654	1:03.760	34.824	266.6	15:59:12.131
9		2:17.084	38.558	1:03.587	34.939	266.0	16:04:56.204	9		2:17.035	38.460	1:03.675	34.900	266.6	16:01:29.166
10		2:25.566 P	38.509	1:04.809	42.248	267.3	16:07:21.770	10		2:29.332 P	38.588	1:03.800	46.944	267.9	16:03:58.498
11		5:14.760	3:27.867	1:09.857	37.036	238.9	16:12:36.530	11		4:05.499	2:19.313	1:04.777	41.409	260.8	16:08:03.997
12		2:22.999	39.899	1:06.760	36.340	260.2	16:14:59.529	12		2:18.032	39.043	1:04.037	34.952	264.0	16:10:22.029
13		2:23.350	40.453	1:06.666	36.231	258.3	16:17:22.879	13		2:27.927 P	38.392	1:05.365	44.170	267.3	16:12:49.956
14		2:23.250	39.548	1:07.358	36.344	262.1	16:19:46.129	14		3:29.608	1:49.410	1:04.962	35.236	258.3	16:16:19.564
15		2:22.436	39.419	1:07.202	35.815	264.7	16:22:08.565	15		2:18.710	38.732	1:04.713	35.265	266.6	16:18:38.274
16		2:23.821	39.103	1:06.254	38.464	265.3	16:24:32.386	16		2:18.198	38.529	1:04.426	35.243	269.3	16:20:56.472
17		2:23.744	40.631	1:06.989	36.124	255.3	16:26:56.130	17		2:17.553	38.496	1:04.157	34.900	270.0	16:23:14.025
18		2:23.214	39.760	1:06.449	37.005	263.4	16:29:19.344	18		2:25.046	38.378	1:07.019	39.649	270.0	16:25:39.071
19		2:23.330	39.384	1:07.160	36.786	264.0	16:31:42.674	19		2:18.255	38.664	1:04.362	35.229	267.3	16:27:57.326
20		3:46.696 P	39.687	1:06.509	1:30.500	260.8	16:34:59.370	20		2:24.700	39.489	1:05.551	39.660	248.2	16:30:22.026
								21			38.855	1:07.363		267.3	





**Spa Francorchamps**  
International GT Open  
Free Practice - 2  
Lap Analysis

**INTERNATIONAL GT OPEN 500**

**71**

Christian Mansell

Mercedes AMG GT3 EVO

**77**

Alfredo Hernández

Mercedes AMG GT3 EVO

PRO Maximilian Götz Team Motopark AM Stéphane Tribaudini Grupo Prom Racing Team

Lap	D	Time	Sector 1	Sector 2	Sector 3	T. Spd	Elapsed	Lap	D	Time	Sector 1	Sector 2	Sector 3	T. Spd	Elapsed
1		15:43:33.376	15:41:41.163	1:06.049	46.164	250.0	15:43:33.376	1		15:44:10.238	15:42:14.284	1:15.638	40.316	197.8	15:44:10.238
2		2:25.920	38.905	1:04.771	42.244	264.7	15:45:59.296	2		2:30.119	42.844	1:09.003	38.272	250.0	15:46:40.357
3		2:19.462	39.658	1:04.305	35.499	259.6	15:48:18.758	3		<del>2:26.637</del>	41.163	1:07.100	38.374	254.1	15:49:06.994
4		<b>2:17.394</b>	38.776	<b>1:03.468</b>	35.150	267.3	15:50:36.152	4		<del>2:37.197</del> P	41.883	1:07.757	47.557	255.9	15:51:44.191
5		2:19.425	39.142	1:04.474	35.809	264.7	15:52:55.577	5		3:48.559	2:02.853	1:08.027	37.679	251.7	15:55:32.750
6		2:26.268 P	38.677	1:03.750	43.841	267.3	15:55:21.845	6		<del>2:28.074</del>	41.048	1:08.645	38.381	255.9	15:58:00.824
7		5:22.614	3:41.076	1:05.293	36.245	251.7	16:00:44.459	7		<del>2:27.496</del>	41.452	1:08.528	37.516	254.7	16:00:28.320
8		<del>2:20.005</del>	39.242	1:04.437	36.326	265.3	16:03:04.464	8		<del>2:25.989</del>	40.905	1:07.899	37.185	255.9	16:02:54.309
9		2:18.972	39.324	1:04.620	<b>35.028</b>	264.0	16:05:23.436	9		<del>2:25.757</del>	40.969	1:07.631	37.157	254.7	16:05:20.066
10		2:22.183	<b>38.517</b>	1:06.815	36.851	270.6	16:07:45.619	10		<del>2:25.470</del>	40.617	1:07.801	37.052	256.5	16:07:45.536
11		2:23.745 P	38.676	1:03.998	41.071	267.3	16:10:09.364	11		2:27.557	41.304	1:07.828	38.425	256.5	16:10:13.093
12		3:41.611 P	1:55.885	1:04.973	40.753	263.4	16:13:50.975	12		<del>2:33.925</del> P	40.948	1:07.403	45.574	256.5	16:12:47.018
13		<del>4:46.062</del>	3:03.826	1:06.268	35.968	244.3	16:18:37.037	13		11:03.134	9:17.271	1:08.847	37.016	234.7	16:23:50.152
14		2:18.495	39.011	1:04.292	35.192	264.0	16:20:55.532	14		2:20.758	39.794	1:05.041	35.923	258.3	16:26:10.910
15		2:17.625	38.680	1:03.841	35.104	266.0	16:23:13.157	15		2:19.371	39.336	1:04.341	35.694	260.2	16:28:30.281
16		<del>2:23.995</del> P	38.619	1:04.192	41.184	267.3	16:25:37.152	16		<b>2:18.284</b>	<b>39.063</b>	<b>1:03.988</b>	<b>35.233</b>	262.7	16:30:48.565
17		3:39.252	1:56.233	1:04.831	38.188	259.6	16:29:16.404	17		2:18.514	39.091	1:04.055	35.368	261.5	16:33:07.079
18		2:29.640 P	39.729	1:07.035	42.876	260.2	16:31:46.044	18		4:46.942 P	59.406	2:11.755	1:35.781	78.1	16:37:54.021

**75**

Filip Salaquarda

Audi R8 LMS GT3 Evo II

**80**

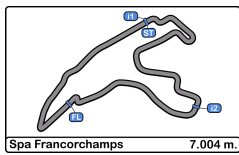
André Fernandes

Porsche 991.2 GT3R

PROAM Libor Milota Team ISR AM Angelo Fontana AF Motorsport

Lap	D	Time	Sector 1	Sector 2	Sector 3	T. Spd	Elapsed	Lap	D	Time	Sector 1	Sector 2	Sector 3	T. Spd	Elapsed
1		15:43:12.088	15:41:20.752	1:11.921	39.415	199.6	15:43:12.088	1		15:43:44.987	15:41:23.428	1:25.865	55.694	142.2	15:43:44.987
2		<del>2:21.628</del>	39.507	1:06.140	35.981	264.0	15:45:33.716	2		2:50.778	54.947	1:17.638	38.193	175.3	15:46:35.765
3		2:20.897	39.344	1:05.791	35.762	264.0	15:47:54.613	3		2:39.908 P	41.064	1:07.598	51.246	255.9	15:49:15.673
4		2:19.204	39.010	1:04.798	35.396	265.3	15:50:13.817	4		4:11.167	2:17.614	1:12.221	41.332	203.0	15:53:26.840
5		2:18.711	38.960	1:04.479	35.272	266.6	15:52:32.528	5		2:24.017	40.744	1:06.922	36.351	258.9	15:55:50.857
6		2:20.327	38.977	1:04.600	36.750	266.0	15:54:52.855	6		<del>2:25.342</del>	39.842	1:08.733	36.767	248.8	15:58:16.199
7		2:19.284	39.118	1:04.702	35.464	265.3	15:57:12.139	7		<del>2:28.874</del>	40.004	1:07.546	41.321	251.7	16:00:45.070
8		2:18.885	38.982	1:04.538	35.365	264.7	15:59:31.024	8		<del>2:22.319</del>	<b>39.296</b>	1:06.417	36.606	266.6	16:03:07.389
9		2:18.481	38.852	1:04.371	35.258	267.3	16:01:49.505	9		<b>2:22.013</b>	39.665	<b>1:06.085</b>	36.263	263.4	16:05:29.402
10		2:18.715	39.122	1:04.381	35.212	266.0	16:04:08.220	10		2:31.364 P	39.547	1:07.387	44.430	262.7	16:08:00.766
11		2:18.099	38.689	1:04.333	<b>35.077</b>	266.6	16:06:26.319	11		4:22.345	2:31.983	1:12.438	37.924	241.6	16:12:23.111
12		2:25.116 P	38.925	1:04.176	42.015	266.6	16:08:51.435	12		<del>2:26.146</del>	40.792	1:08.701	36.653	257.7	16:14:49.257
13		3:39.468	1:55.918	1:06.400	37.150	257.1	16:12:30.903	13		<del>2:24.200</del>	40.477	1:07.536	<b>36.187</b>	222.6	16:17:13.457
14		<del>2:19.044</del>	39.163	1:04.551	35.330	266.0	16:14:49.947	14		<del>2:26.189</del>	40.271	1:08.734	37.184	258.9	16:19:39.646
15		2:20.797	39.613	1:05.476	35.708	264.0	16:17:10.744	15		2:24.345	40.735	1:07.322	36.288	256.5	16:22:03.991
16		2:23.868	38.855	1:05.512	39.501	266.6	16:19:34.612	16		<del>2:26.633</del>	40.278	1:08.560	37.795	258.3	16:24:30.624
17		2:19.138	38.985	1:04.074	36.079	266.0	16:21:53.750	17		<del>2:23.515</del>	40.235	1:06.717	36.563	258.3	16:26:54.139
18		2:21.380	38.645	1:05.478	37.257	268.6	16:24:15.130	18		<del>2:26.243</del>	40.540	1:07.066	38.637	261.5	16:29:20.382
19		2:17.697	38.638	1:03.842	35.217	266.6	16:26:32.827	19		<del>2:24.152</del>	40.744	1:06.865	36.543	260.8	16:31:44.534
20		<b>2:17.429</b>	38.640	<b>1:03.573</b>	35.216	268.6	16:28:50.256	20		<del>3:20.632</del> P	40.030	1:06.563	1:34.039	259.6	16:35:05.166
21		2:18.151	38.818	1:03.934	35.399	266.6	16:31:08.407								
22		2:25.945	<b>38.612</b>	1:05.018	42.315	267.9	16:33:34.352								
23		5:32.545 P	1:47.439	2:10.855	1:34.251	79.2	16:39:06.897								





**Spa Francorchamps**  
International GT Open  
Free Practice - 2  
Lap Analysis

**INTERNATIONAL GT OPEN 500**

88

Darren Kell

McLaren 720 Evo GT3

97

Charles Bateman

Aston Martin AMR Vantage GT3 EVO

PROAM

James Kell

Track Focused

PROAM

Jonny Adam

Blackthorn

Lap	D	Time	Sector 1	Sector 2	Sector 3	T. Spd	Elapsed	Lap	D	Time	Sector 1	Sector 2	Sector 3	T. Spd	Elapsed
1		45:48:29.904	15:46:39.933	1:12.864	37.107	250.0	15:48:29.904	1		15:43:42.402	15:41:40.445	1:17.374	44.583	248.2	15:43:42.402
2		2:27.115	41.000	1:08.180	37.935	259.6	15:50:57.019	2		2:27.321	38.931	1:05.095	43.295	266.0	15:46:09.723
3		<del>2:26.350</del>	40.306	1:08.448	37.596	258.3	15:53:23.369	3		2:49.839	38.741	1:31.165	39.933	266.0	15:48:59.562
4		<del>2:25.466</del>	40.461	1:08.448	36.557	259.6	15:55:48.835	4		<del>2:47.314</del>	38.443	1:03.790	35.081	268.6	15:51:16.876
5		<del>2:26.835</del>	40.950	1:09.169	36.716	241.0	15:58:15.670	5		2:17.359	38.616	1:03.732	35.011	268.6	15:53:34.235
6		<del>2:23.699</del>	40.242	1:07.056	36.401	258.9	16:00:39.369	6		2:17.166	38.367	1:03.659	35.140	270.6	15:55:51.401
7		2:24.525	39.682	1:08.123	36.720	263.4	16:03:03.894	7		2:26.103 P	39.381	1:05.161	41.561	264.7	15:58:17.504
8		<del>2:25.046</del>	39.744	1:09.169	36.103	265.3	16:05:28.910	8		6:28.754	4:45.212	1:07.633	35.909	260.2	16:04:46.258
9		<del>2:24.564</del>	39.657	1:08.112	36.792	262.7	16:07:53.471	9		2:21.458	39.473	1:06.125	35.860	264.7	16:07:07.716
10		<del>2:22.558</del>	39.960	1:06.923	35.675	264.0	16:10:16.029	10		<del>2:27.335</del>	42.422	1:08.513	36.400	249.4	16:09:35.051
11		<del>2:32.244</del> P	39.668	1:07.695	44.848	255.9	16:12:48.240	11		2:20.391	39.330	1:05.403	35.658	263.4	16:11:55.442
12		12:19.099	10:37.921	1:04.384	36.794	262.1	16:25:07.339	12		2:20.301	39.247	1:05.483	35.571	265.3	16:14:15.743
13		2:23.955 P	38.880	1:03.655	41.420	264.7	16:27:31.294	13		<del>2:40.569</del>	38.961	1:05.027	35.581	265.3	16:16:35.312
14		3:24.175	1:44.530	1:04.084	35.561	258.9	16:30:55.469	14		2:19.259	38.983	1:04.707	35.569	266.0	16:18:54.571
15		2:17.106	38.774	1:03.186	35.146	266.0	16:33:12.575	15		2:26.880 P	39.058	1:04.857	42.965	267.3	16:21:21.451
16		5:06.050 P	1:28.153	2:08.085	1:29.812	80.4	16:38:18.625	16		4:05.698	2:17.695	1:06.432	41.571	261.5	16:25:27.149
17								17		2:19.713	39.198	1:04.864	35.651	266.6	16:27:46.862
18								18		2:18.858	38.785	1:04.385	35.688	267.3	16:30:05.720
19								19		2:22.534	38.845	1:07.795	35.894	267.9	16:32:28.254
20								20		4:01.606 P	38.934	1:50.394	1:32.278	266.6	16:36:29.860

96

Yaroslav Veselaho

Ferrari 296 GT3 EVO

PRO

Yifei Ye

AF Corse

Lap	D	Time	Sector 1	Sector 2	Sector 3	T. Spd	Elapsed
1		15:43:13.234	15:41:17.261	1:14.725	41.248	173.6	15:43:13.234
2		2:30.152	42.294	1:09.914	37.944	182.4	15:45:43.386
3		2:23.734	39.952	1:06.463	37.319	238.4	15:48:07.120
4		2:19.721	39.085	1:04.987	35.649	265.3	15:50:26.841
5		2:18.296	38.911	1:04.108	35.277	265.3	15:52:45.137
6		2:32.777 P	39.793	1:07.974	45.010	227.8	15:55:17.914
7		3:45.073	2:00.072	1:08.329	36.672	259.6	15:59:02.987
8		<del>2:20.590</del>	39.334	1:05.428	35.828	264.0	16:01:23.577
9		2:25.085	40.065	1:09.018	36.002	258.3	16:03:48.662
10		<del>2:22.426</del>	40.652	1:05.609	35.865	255.9	16:06:10.788
11		2:30.037 P	39.974	1:06.226	43.837	258.3	16:08:40.825
12		6:02.743	4:20.423	1:06.381	35.939	258.3	16:14:43.568
13		2:23.287	39.961	1:06.513	36.813	261.5	16:17:06.855
14		2:20.321	39.438	1:05.389	35.494	262.7	16:19:27.176
15		2:24.013	39.432	1:05.615	38.966	264.0	16:21:51.189
16		2:27.200 P	39.719	1:05.037	42.444	262.1	16:24:18.389
17		<del>3:36.944</del>	1:53.308	1:07.375	36.258	262.7	16:27:55.330
18		2:18.010	38.668	1:04.091	35.251	266.6	16:30:13.340
19		2:17.651	38.731	1:03.835	35.085	266.6	16:32:30.991
20		4:01.071 P	38.644	1:49.381	1:33.046	267.3	16:36:32.062

108

Ameerh Naran

Mercedes AMG GT3 EVO

PROAM

Theodor Jensen

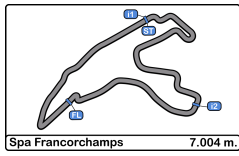
Iron Lynx

Lap	D	Time	Sector 1	Sector 2	Sector 3	T. Spd	Elapsed
1		15:42:34.211	15:40:48.672	1:08.411	37.128	238.9	15:42:34.211
2		2:24.591	40.445	1:07.908	36.238	255.3	15:44:58.802
3		2:21.104	39.529	1:05.713	35.862	259.6	15:47:19.906
4		<del>2:20.758</del>	39.269	1:05.535	35.954	260.2	15:49:40.664
5		2:20.017	39.203	1:04.885	35.929	263.4	15:52:00.681
6		2:28.520 P	39.132	1:04.734	44.654	264.0	15:54:29.201
7		5:52.873	4:06.995	1:08.726	37.152	252.9	16:00:22.074
8		2:25.224	39.823	1:06.968	38.433	258.9	16:02:47.298
9		2:23.288	39.966	1:06.818	36.504	258.9	16:05:10.586
10		2:30.613 P	39.662	1:06.736	44.215	260.2	16:07:41.199
11		4:13.372	2:18.538	1:09.571	45.263	253.5	16:11:54.571
12		2:22.716	39.999	1:06.680	36.037	257.7	16:14:17.287
13		2:20.446	39.473	1:05.186	35.787	261.5	16:16:37.733
14		2:21.274	40.240	1:05.020	36.014	259.6	16:18:59.007
15		2:21.993	39.437	1:06.679	35.877	260.2	16:21:21.000
16		<del>2:20.989</del>	39.450	1:05.821	35.718	259.6	16:23:41.989
17		2:28.230 P	39.496	1:05.402	43.332	258.9	16:26:10.219
18		4:27.209	2:46.552	1:04.806	35.851	257.1	16:30:37.428
19		2:20.654	38.914	1:04.899	36.841	262.7	16:32:58.082
20		4:30.600 P	45.931	2:10.135	1:34.534	79.4	16:37:28.682



CIRCUIT DE SPA FRANCORCHAMPS





**Spa Francorchamps**  
International GT Open  
Free Practice - 2  
Lap Analysis



**117** Mikkel O. Pedersen Porsche 911 GT3 R EVO (992) **911** Pietro Armanni Porsche 911 GT3 R EVO (992)

PROAM							PRO								
Lars Engelbrekt Pedersen							Norbert Siedler								
Mikkel O. Pedersen Racing							ZRS Motorsport								
Lap	D	Time	Sector 1	Sector 2	Sector 3	T. Spd	Elapsed	Lap	D	Time	Sector 1	Sector 2	Sector 3	T. Spd	Elapsed
1		15:44:08.280	15:42:18.421	1:09.357	40.502	202.6	15:44:08.280	1		15:43:08.959 P	15:41:12.111	1:11.367	45.481	77.5	15:43:08.959
2		2:18.353	39.351	1:03.787	35.215	262.1	15:46:26.633	2		3:38.038	1:50.864	1:06.509	40.665	260.2	15:46:46.997
3		<del>2:19.660</del>	38.956	1:04.107	35.597	263.4	15:48:45.293	3		<del>2:20.392</del>	39.461	1:04.713	36.218	262.1	15:49:07.389
4		2:17.790	38.985	1:03.550	35.255	264.7	15:51:03.083	4		2:19.396	39.519	1:04.472	35.405	264.0	15:51:26.785
5		2:22.742	39.084	1:03.800	39.858	263.4	15:53:25.825	5		2:18.918	39.353	1:04.309	35.256	262.1	15:53:45.703
6		2:26.516 P	39.025	1:04.356	43.135	265.3	15:55:52.341	6		2:20.968	39.277	1:05.854	35.837	264.7	15:56:06.671
7		<del>4:09.433</del>	2:22.142	1:08.546	38.445	258.3	16:00:01.474	7		2:25.421 P	39.169	1:04.188	42.064	262.7	15:58:32.092
8		<del>2:25.459</del>	40.237	1:07.557	37.665	260.2	16:02:26.933	8		3:29.880	1:48.786	1:04.977	36.117	260.2	16:02:01.972
9		<del>2:24.860</del>	40.143	1:07.639	37.078	258.9	16:04:51.793	9		2:19.463	39.212	1:04.735	35.516	262.7	16:04:21.435
10		2:25.117	40.003	1:07.460	37.654	257.7	16:07:16.910	10		2:19.020	39.097	1:04.443	35.480	262.7	16:06:40.455
11		2:32.880 P	40.006	1:07.847	45.027	259.6	16:09:49.790	11		2:18.599	38.891	1:04.352	35.356	263.4	16:08:59.054
12		4:37.444	2:52.659	1:07.965	36.820	258.3	16:14:27.234	12		<del>2:27.032</del> P	38.963	1:05.788	42.281	262.1	16:11:26.086
13		<del>2:23.806</del>	39.614	1:07.186	37.006	260.8	16:16:51.040	13		5:39.026	3:44.631	1:09.536	44.859	185.8	16:17:05.112
14		<del>2:25.431</del>	39.695	1:08.622	37.114	260.2	16:19:16.471	14		<del>2:18.326</del>	38.915	1:03.409	36.002	263.4	16:19:23.438
15		<del>2:27.461</del>	40.456	1:07.711	39.284	242.6	16:21:43.922	15		2:24.970	39.356	1:05.562	40.052	264.0	16:21:48.408
16		<del>2:25.279</del>	39.992	1:08.258	37.029	258.9	16:24:09.201	16		2:17.496	38.875	1:03.604	35.017	264.7	16:24:05.904
17		2:33.073 P	39.734	1:08.166	45.173	261.5	16:26:42.274	17		2:16.680	38.714	1:02.977	34.989	264.7	16:26:22.584
18		3:18.335 P	1:31.429	1:05.081	41.825	259.6	16:30:00.609	18		<del>2:16.239</del>	38.682	1:02.657	34.891	265.3	16:28:38.814
19		3:36.467 P	1:37.001	1:11.350	48.116	257.7	16:33:37.076	19		2:23.581 P	38.621	1:03.556	41.404	266.6	16:31:02.395

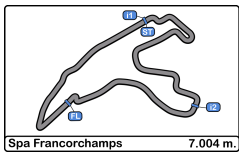
**777** Marcin Jedliński Ferrari 296 GT3 EVO

PROAM							Olimp Racing								
Karol Basz															
Lap	D	Time	Sector 1	Sector 2	Sector 3	T. Spd	Elapsed	Lap	D	Time	Sector 1	Sector 2	Sector 3	T. Spd	Elapsed
1		<del>15:44:32.188</del>	15:42:48.326	1:07.327	36.535	248.2	15:44:32.188								
2		<del>2:21.648</del>	39.811	1:05.796	36.041	261.5	15:46:53.836								
3		<del>2:22.303</del>	39.534	1:06.538	36.231	262.1	15:49:16.139								
4		<del>2:21.647</del>	39.545	1:05.944	36.158	263.4	15:51:37.786								
5		2:20.780	39.608	1:05.277	35.895	261.5	15:53:58.566								
6		<del>2:20.809</del>	39.644	1:05.363	35.802	262.7	15:56:19.375								
7		2:22.561	39.590	1:06.943	36.028	262.1	15:58:41.936								
8		2:21.670	39.305	1:06.145	36.220	264.0	16:01:03.606								
9		<del>2:22.407</del>	41.097	1:05.603	35.707	252.9	16:03:26.013								
10		<del>2:20.738</del>	39.603	1:05.568	35.567	263.4	16:05:46.751								
11		2:19.745	39.405	1:04.649	35.691	262.7	16:08:06.496								
12		<del>2:19.807</del>	39.320	1:05.098	35.389	264.0	16:10:26.303								
13		2:19.745	39.293	1:04.912	35.540	264.0	16:12:46.048								
14		<del>2:27.774</del> P	39.326	1:06.047	42.401	264.7	16:15:13.822								
15		3:44.419 P	1:55.615	1:06.160	42.644	258.3	16:18:58.241								
16		8:19.383	6:39.436	1:04.718	35.229	262.1	16:27:17.624								
17		2:20.527	38.637	1:05.949	35.941	267.3	16:29:38.151								
18		2:21.618	38.566	1:05.248	37.804	269.3	16:31:59.769								
19		3:22.117 P	38.713	1:12.280	1:31.124	267.3	16:35:21.886								



CIRCUIT DE SPA FRANCORCHAMPS



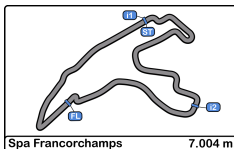


**Spa Francorchamps**  
**International GT Open**  
**Free Practice - 2**  
**Best Sectors Results**



Sector - 1			Sector - 2			Sector - 3			Ideal Lap vs Best Lap		
Clas	Nº Driver	Time	Nº Driver	Time	Nº Driver	Time	Clas	Nº Driver	Ideal Lap	Best Lap	Clas
1	97 Bateman - Adam	38.367	911 Armanni - Siedler	1:02.657	63 Moncini - Testa	34.824	1	911 Armanni - Siedler	2:16.169	2:16.680	1
2	63 Moncini - Testa	38.378	27 Tillbrook - Barnicoat	1:02.967	911 Armanni - Siedler	34.891	2	27 Tillbrook - Barnicoat	2:16.577	2:17.279	7
3	54 Müller - Mettler	38.509	44 Kelly - Cresswell	1:03.023	27 Tillbrook - Barnicoat	34.934	3	44 Kelly - Cresswell	2:16.752	2:17.382	8
4	71 Mansell - Götz	38.517	88 Kell - Kell	1:03.186	54 Müller - Mettler	34.939	4	63 Moncini - Testa	2:16.877	2:17.035	2
5	26 Blanchemain - Pla	38.564	55 De Meeus - Abril	1:03.411	97 Bateman - Adam	35.011	5	71 Mansell - Götz	2:17.013	2:17.394	9
6	777 Jedliński - Basz	38.566	5 Jedliński - Korzeniowski	1:03.460	71 Mansell - Götz	35.028	6	54 Müller - Mettler	2:17.035	2:17.084	3
7	7 Darmetko - Dybionka	38.575	71 Mansell - Götz	1:03.468	44 Kelly - Cresswell	35.033	7	97 Bateman - Adam	2:17.037	2:17.166	5
8	28 Ramírez - Baumann	38.586	117 Pedersen - Pedersen	1:03.550	75 Salaquarda - Milota	35.077	8	88 Kell - Kell	2:17.106	2:17.106	4
9	55 De Meeus - Abril	38.603	75 Salaquarda - Milota	1:03.573	96 Veselaho - Ye	35.085	9	55 De Meeus - Abril	2:17.246	2:17.246	6
10	75 Salaquarda - Milota	38.612	54 Müller - Mettler	1:03.587	28 Ramírez - Baumann	35.089	10	75 Salaquarda - Milota	2:17.262	2:17.429	10
11	911 Armanni - Siedler	38.621	97 Bateman - Adam	1:03.659	11 Schwarzer - Fach	35.094	11	11 Schwarzer - Fach	2:17.473	2:17.560	11
12	96 Veselaho - Ye	38.644	63 Moncini - Testa	1:03.675	7 Darmetko - Dybionka	35.101	12	28 Ramírez - Baumann	2:17.526	2:17.591	12
13	11 Schwarzer - Fach	38.648	11 Schwarzer - Fach	1:03.731	33 Meakin - Macdonald	35.120	13	96 Veselaho - Ye	2:17.564	2:17.651	13
14	10 Noble - Hart	38.668	17 Emson - Lebbon	1:03.768	88 Kell - Kell	35.146	14	33 Meakin - Macdonald	2:17.587	2:17.817	16
15	27 Tillbrook - Barnicoat	38.676	33 Meakin - Macdonald	1:03.777	24 Borodin - Webb	35.201	15	26 Blanchemain - Pla	2:17.715	2:17.805	15
16	33 Meakin - Macdonald	38.690	96 Veselaho - Ye	1:03.835	117 Pedersen - Pedersen	35.215	16	117 Pedersen - Pedersen	2:17.721	2:17.790	14
17	44 Kelly - Cresswell	38.696	28 Ramírez - Baumann	1:03.851	51 Durán - Mosca	35.220	17	17 Emson - Lebbon	2:17.958	2:18.002	18
18	88 Kell - Kell	38.774	26 Blanchemain - Pla	1:03.879	12 Monegro Reyes - Wolf	35.222	18	5 Jedliński - Korzeniowski	2:17.961	2:17.962	17
19	24 Borodin - Webb	38.782	77 Hernández - Tribaudini	1:03.988	777 Jedliński - Basz	35.229	19	7 Darmetko - Dybionka	2:17.989	2:18.398	22
20	51 Durán - Mosca	38.794	51 Durán - Mosca	1:04.061	55 De Meeus - Abril	35.232	20	51 Durán - Mosca	2:18.075	2:18.225	20
21	12 Monegro Reyes - Wolf	38.823	24 Borodin - Webb	1:04.123	77 Hernández - Tribaudini	35.233	21	24 Borodin - Webb	2:18.106	2:18.176	19
22	17 Emson - Lebbon	38.845	14 Wira - Magdziarz	1:04.187	26 Blanchemain - Pla	35.272	22	77 Hernández - Tribaudini	2:18.284	2:18.284	21
23	108 Naran - Jensen	38.914	7 Darmetko - Dybionka	1:04.313	17 Emson - Lebbon	35.345	23	777 Jedliński - Basz	2:18.444	2:19.745	26
24	117 Pedersen - Pedersen	38.956	16 Hahn - Osman	1:04.333	5 Jedliński - Korzeniowski	35.388	24	12 Monegro Reyes - Wolf	2:18.607	2:19.340	24
25	14 Wira - Magdziarz	38.960	12 Monegro Reyes - Wolf	1:04.562	16 Hahn - Osman	35.501	25	14 Wira - Magdziarz	2:18.676	2:21.887	29
26	77 Hernández - Tribaudini	39.063	777 Jedliński - Basz	1:04.649	14 Wira - Magdziarz	35.529	26	10 Noble - Hart	2:19.199	2:19.537	25
27	5 Jedliński - Korzeniowski	39.113	108 Naran - Jensen	1:04.734	10 Noble - Hart	35.587	27	16 Hahn - Osman	2:19.235	2:19.235	23
28	80 Fernandes - Fontana	39.296	10 Noble - Hart	1:04.944	108 Naran - Jensen	35.718	28	108 Naran - Jensen	2:19.366	2:20.017	27
29	16 Hahn - Osman	39.401	6 Lewandowski - Lewandowski	1:05.338	80 Fernandes - Fontana	36.187	29	80 Fernandes - Fontana	2:21.568	2:22.013	30
30	6 Lewandowski - Lewandowski	39.948	80 Fernandes - Fontana	1:06.085	6 Lewandowski - Lewandowski	36.370	30	6 Lewandowski - Lewandowski	2:21.656	2:21.656	28
31	25 Letlaka - White	40.975	25 Letlaka - White	1:08.794	25 Letlaka - White	37.685	31	25 Letlaka - White	2:27.454	2:27.795	31



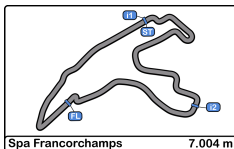


**Spa Francorchamps**  
**International GT Open**  
**Free Practice - 2**  
**Best 5 Lap Times**

**INTERNATIONAL**  
**GT OPEN 500**

Cl	N°	Entrant/Team	Nat	Driver 1	Nat	Driver 2	Nat	Vehicle	Cat	Cl	Best 1		Best 2		Best 3		Best 4		Best 5	
											Time	Lap	Time	Lap	Time	Lap	Time	Lap	Time	Lap
1	911	ZRS Motorsport	ITA	Pietro Armani	ITA	Norbert Siedler	ITA	Porsche 911 GT3 R EVO (992)	PRO	1	2:16.680	17	2:17.496	16	2:18.599	11	2:18.918	5	2:19.020	10
2	63	Scuderia Villorba Corse	ITA	Leonardo Mancini	ITA	Rodrigo Testa	ITA	Lamborghini Huracan Evo 2	PRO	2	2:17.035	9	2:17.238	8	2:17.822	5	2:18.032	12	2:18.118	6
3	54	CBRX by SPS	DEU	Dexter Müller	CHE	Yannick Mettler	CHE	Mercedes AMG GT3 EVO	PROAM	1	2:17.084	9	2:17.454	3	2:19.089	8	2:19.408	6	2:21.388	7
4	88	Track Focused	GBR	Darren Kell	GBR	James Kell	GBR	McLaren 720 Evo GT3	PROAM	2	2:17.106	15	2:23.955	13	2:24.525	7	2:27.115	2	3:24.175	14
5	97	Blackthorn	GBR	Charles Bateman	GBR	Jonny Adam	GBR	Aston Martin AMR Vantage GT3	PROAM	3	2:17.166	6	2:17.359	5	2:18.858	18	2:19.259	14	2:19.713	17
6	55	AF Corse	ITA	Laurent De Meeus	BEL	Vincent Abril	BEL	Ferrari 296 GT3 EVO	PROAM	4	2:17.246	8	2:19.529	7	2:19.961	6	2:22.327	18	2:22.382	5
7	27	Optimum Motorsport	GBR	Morgan Tillbrook	GBR	Ben Barnicoat	GBR	McLaren 720s GT3 Evo	PROAM	5	2:17.279	3	2:17.622	6	2:18.733	2	2:19.024	19	2:19.280	15
8	44	Greystone GT	GBR	Jayden Kelly	GBR	McKenzy Cresswell	GBR	McLaren 720s GT3 Evo	PRO	3	2:17.382	14	2:17.465	13	2:17.527	15	2:17.754	12	2:17.964	20
9	71	Team Motopark	DEU	Christian Mansell	AUS	Maximilian Götz	DEU	Mercedes AMG GT3 EVO	PRO	4	2:17.394	4	2:17.625	15	2:18.495	14	2:18.972	9	2:19.425	5
10	75	Team ISR	CZE	Filip Salaquarda	CZE	Libor Milota	CZE	Audi R8 LMS GT3 Evo II	PROAM	6	2:17.429	20	2:17.697	19	2:18.099	11	2:18.151	21	2:18.481	9
11	11	Fach Auto Tech	CHE	Alexander Schwarzer	MEX	Alexander Fach	CHE	Porsche 911 GT3 R EVO (992)	PROAM	7	2:17.560	3	2:17.719	4	2:20.081	21	2:20.176	2	2:20.180	15
12	28	Team Motopark	DEU	Marcelo Ramirez	MEX	Dominik Baumann	AUT	Mercedes AMG GT3 EVO	PRO	5	2:17.591	4	2:17.946	3	2:19.290	2	2:19.679	13	2:20.144	8
13	96	AF Corse	ITA	Yaroslav Veselaho	UKR	Yifei Ye	CHN	Ferrari 296 GT3 EVO	PRO	6	2:17.651	19	2:18.010	18	2:18.296	5	2:19.721	4	2:20.321	14
14	117	Mikkel O. Pedersen Racing	DNK	Mikkel O. Pedersen	DNK	Lars Engelbrekt Pedersen	DNK	Porsche 911 GT3 R EVO (992)	PROAM	8	2:17.790	4	2:18.353	2	2:22.742	5	2:25.117	10	2:26.516	6
15	26	Saintéloc Racing	FRA	Michaël Blanchemain	FRA	Jim Pla	FRA	Audi R8 LMS GT3 Evo II	PROAM	9	2:17.805	9	2:18.169	7	2:18.810	6	2:19.546	3	2:21.425	2
16	33	Greystone GT	GBR	Zac Meakin	GBR	Dean Macdonald	GBR	McLaren 720s GT3 Evo	PRO	7	2:17.817	15	2:18.161	6	2:18.228	14	2:18.480	7	2:18.807	12
17	5	Olimp Racing	POL	Stanislaw Jedliński	POL	Krystian Korzeniowski	POL	Ferrari 296 GT3 EVO	AM	1	2:17.962	5	2:19.812	2	2:25.419	9	2:25.768	3	2:26.217	6
18	17	Elite Motorsport with Entire Race Engineering	GBR	Tom Emson	GBR	Tom Lebbon	GBR	Ferrari 296 GT3 EVO	PRO	8	2:18.002	17	2:18.121	18	2:18.296	7	2:18.414	8	2:18.814	9
19	24	Greystone GT	GBR	Andrey Borodin	IND	Oliver Webb	GBR	McLaren 720s GT3 Evo	PROAM	10	2:18.176	7	2:18.376	6	2:18.458	17	2:18.747	16	2:21.681	4
20	51	AF Corse	ITA	Rafael Durán	ESP	Tommaso Mosca	ITA	Ferrari 296 GT3 EVO	PRO	9	2:18.225	6	2:18.304	8	2:18.456	4	2:19.898	7	2:20.604	15
21	77	Grupo Prom Racing Team	DEU	Alfredo Hernández	MEX	Stéphane Tribaudini	FRA	Mercedes AMG GT3 EVO	AM	2	2:18.284	16	2:18.514	17	2:19.371	15	2:20.758	14	2:27.557	11
22	7	PTT Racing	POL	Hubert Darmetko	POL	Fabian Dybionka	POL	BMW M4 GT3 EVO	PROAM*	11	2:18.398	19	2:18.478	20	2:18.546	18	2:20.489	5	2:20.855	4
23	16	AF Corse	ITA	Marcelo Hahn	BRA	Galid Osman	BRA	Ferrari 296 GT3	AM	3	2:19.235	10	2:19.604	8	2:20.644	7	2:22.089	3	2:27.353	14
24	12	Fach Auto Tech	CHE	Joel Monegro Reyes	DOM	Lucas Wolf	DEU	Porsche 911 GT3 R EVO (992)	AM	4	2:19.340	9	2:19.989	5	2:20.065	12	2:20.525	4	2:21.161	15
25	10	2 Seas Motorsport	BHR	Scott Noble	USA	Jason Hart	USA	Mercedes AMG GT3 EVO	AM	5	2:19.537	19	2:21.128	15	2:21.393	12	2:21.689	10	2:21.754	20
26	777	Olimp Racing	POL	Marcin Jedliński	POL	Karol Basz	POL	Ferrari 296 GT3 EVO	PROAM	12	2:19.745	13	2:20.527	17	2:20.780	5	2:21.618	18	2:21.670	8
27	108	Iron Lynx	ITA	Ameerh Naran	ZWE	Theodor Jensen	DNK	Mercedes AMG GT3 EVO	PROAM	13	2:20.017	5	2:20.446	13	2:20.654	19	2:21.104	3	2:21.274	14
28	6	Baron Motorsport Team	AUT	Andrzej Lewandowski	POL	Adrian Lewandowski	POL	Ferrari 296 GT3	AM	6	2:21.656	13	2:22.192	12	2:22.329	8	2:24.320	9	2:25.259	6
29	14	Good Speed Racing Team	POL	Piotr Wira	POL	Tomasz Magdziarz	POL	Aston Martin AMR Vantage GT3	AM	7	2:21.887	5	2:22.465	4	2:22.749	3	2:30.390	17	2:32.475	6
30	80	AF Motorsport	ESP	André Fernandes	ESP	Angelo Fontana	VEN	Porsche 991.2 GT3R	AM	8	2:22.013	9	2:24.017	5	2:24.345	15	2:31.364	10	2:39.908	3
31	25	Into Africa Racing by Dragon Racing Intl.	ARE	Xolile Letlaka	ZAF	Stuart White	ZAF	Ferrari 296 GT3	PROAM	14	2:27.795	10	2:30.549	11	2:31.411	14	2:31.986	13	2:32.847	12



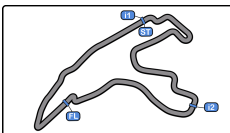


**Spa Francorchamps**  
**International GT Open**  
**Free Practice - 2**  
**Best 5 Top Speeds**

**INTERNATIONAL**  
**GT OPEN 500**

Cl	N°	Entrant/Team	Nat	Driver 1	Nat	Driver 2	Nat	Vehicle	Cat	Cl	Top 1		Top 2		Top 3		Top 4		Top 5		Avg
											Km/h	Lap	Km/h	Lap	Km/h	Lap	Km/h	Lap	Km/h	Lap	
1	71	Team Motopark	DEU	Christian Mansell	AUS	Maximilian Götz	DEU	Mercedes AMG GT3 EVO	PRO	1	270.6	10	267.3	4	267.3	6	267.3	11	267.3	16	267.9
2	97	Blackthorn	GBR	Charles Bateman	GBR	Jonny Adam	GBR	Aston Martin AMR Vantage GT3	PROAM	1	270.6	6	268.6	4	268.6	5	267.9	19	267.3	15	268.6
3	7	PTT Racing	POL	Hubert Darmetko	POL	Fabian Dybionka	POL	BMW M4 GT3 EVO	PROAM*	2	270.0	4	267.9	7	266.6	5	265.3	2	262.7	20	266.5
4	26	Saintéloc Racing	FRA	Michaël Blanchemain	FRA	Jim Pla	FRA	Audi R8 LMS GT3 Evo II	PROAM	3	270.0	7	268.6	4	267.9	9	267.9	10	266.6	6	268.2
5	28	Team Motopark	DEU	Marcelo Ramírez	MEX	Dominik Baumann	DEU	Mercedes AMG GT3 EVO	PRO	2	270.0	5	269.3	8	267.9	4	267.9	9	267.9	16	268.6
6	33	Greystone GT	GBR	Zac Meakin	GBR	Dean Macdonald	GBR	McLaren 720s GT3 Evo	PRO	3	270.0	8	268.6	19	267.3	7	267.3	18	266.6	10	267.9
7	63	Scuderia Villorba Corse	ITA	Leonardo Moncini	ITA	Rodrigo Testa	ITA	Lamborghini Huracan Evo 2	PRO	4	270.0	17	270.0	18	269.3	16	267.9	10	267.3	13	268.9
8	777	Olimp Racing	POL	Marcin Jedliński	POL	Karol Basz	POL	Ferrari 296 GT3 EVO	PROAM	4	269.3	18	267.3	17	267.3	19	264.7	14	264.0	8	266.5
9	44	Greystone GT	GBR	Jayden Kelly	GBR	McKenzy Cresswell	GBR	McLaren 720s GT3 Evo	PRO	5	268.6	13	268.6	19	267.9	16	267.3	20	267.3	21	267.9
10	75	Team ISR	CZE	Filip Salaquarda	CZE	Libor Milota	CZE	Audi R8 LMS GT3 Evo II	PROAM	5	268.6	18	268.6	20	267.9	22	267.3	9	266.6	5	267.8
11	11	Fach Auto Tech	CHE	Alexander Schwarzer	CHE	Alexander Fach	CHE	Porsche 911 GT3 R EVO (992)	PROAM	6	267.9	4	267.9	5	267.3	3	267.3	21	267.3	22	267.5
12	54	CBRX by SPS	DEU	Dexter Müller	CHE	Yannick Mettler	CHE	Mercedes AMG GT3 EVO	PROAM	7	267.9	7	267.3	3	267.3	4	267.3	6	267.3	10	267.4
13	55	AF Corse	ITA	Laurent De Meeus	BEL	Vincent Abril	FRA	Ferrari 296 GT3 EVO	PROAM	8	267.9	9	266.6	6	266.6	8	263.4	19	262.1	18	265.3
14	14	Good Speed Racing Team	POL	Piotr Wira	POL	Tomasz Magdziarz	POL	Aston Martin AMR Vantage GT3	AM	1	267.3	8	266.0	11	265.3	16	265.3	17	264.7	12	265.7
15	24	Greystone GT	GBR	Andrey Borodin	ESP	Oliver Webb	GBR	McLaren 720s GT3 Evo	PROAM	9	267.3	17	266.6	4	266.6	5	266.6	6	266.6	8	266.7
16	51	AF Corse	ITA	Rafael Durán	ITA	Tommaso Mosca	ITA	Ferrari 296 GT3 EVO	PRO	6	267.3	6	267.3	9	266.0	5	266.0	7	266.0	8	266.5
17	96	AF Corse	ITA	Yaroslav Veselaho	UKR	Yifei Ye	CHN	Ferrari 296 GT3 EVO	PRO	7	267.3	20	266.6	18	266.6	19	265.3	4	265.3	5	266.2
18	12	Fach Auto Tech	CHE	Joel Monegro Reyes	DEN	Lucas Wolf	DEU	Porsche 911 GT3 R EVO (992)	AM	2	266.6	9	266.6	10	266.0	5	266.0	6	266.0	11	266.2
19	27	Optimum Motorsport	GBR	Morgan Tillbrook	GBR	Ben Barnicoat	GBR	McLaren 720s GT3 Evo	PROAM	10	266.6	7	265.3	6	265.3	19	264.7	4	264.7	21	265.3
20	80	AF Motorsport	PRT	André Fernandes	PRT	Angelo Fontana	VEN	Porsche 991.2 GT3R	AM	3	266.6	8	263.4	9	262.7	10	261.5	18	260.8	19	263.0
21	911	ZRS Motorsport	ITA	Pietro Armanni	ITA	Norbert Siedler	AUT	Porsche 911 GT3 R EVO (992)	PRO	8	266.6	19	265.3	18	264.7	6	264.7	16	264.7	17	265.2
22	17	Elite Motorsport with Entire Race Engineering	GBR	Tom Emson	GBR	Tom Lebbon	GBR	Ferrari 296 GT3 EVO	PRO	9	266.0	19	265.3	17	264.7	10	263.4	9	263.4	11	264.5
23	88	Track Focused	GBR	Darren Kell	GBR	James Kell	GBR	McLaren 720 Evo GT3	PROAM	11	266.0	15	265.3	8	264.7	13	264.0	10	263.4	7	264.7
24	5	Olimp Racing	POL	Stanislaw Jedliński	POL	Krystian Korzeniowski	POL	Ferrari 296 GT3 EVO	AM	4	265.3	3	263.4	4	263.4	5	263.4	6	262.1	2	263.5
25	10	2 Seas Motorsport	BHR	Scott Noble	USA	Jason Hart	USA	Mercedes AMG GT3 EVO	AM	5	265.3	21	262.7	19	262.1	20	261.5	14	259.6	4	262.2
26	117	Mikkel O. Pedersen Racing	DNK	Mikkel O. Pedersen	DNK	Lars Engelbrekt Pedersen	DNK	Porsche 911 GT3 R EVO (992)	PROAM	12	265.3	6	264.7	4	263.4	3	263.4	5	262.1	2	263.8
27	108	Iron Lynx	ITA	Ameerh Naran	ZWE	Theodor Jensen	DNK	Mercedes AMG GT3 EVO	PROAM	13	264.0	6	263.4	5	262.7	19	261.5	13	260.2	4	262.3
28	16	AF Corse	ITA	Marcelo Hahn	BRA	Galid Osman	BRA	Ferrari 296 GT3	AM	6	262.7	11	262.1	10	261.5	8	260.2	3	260.2	4	261.3
29	77	Grupo Prom Racing Team	DEU	Alfredo Hernández	MEX	Stéphane Tribaudini	FRA	Mercedes AMG GT3 EVO	AM	7	262.7	16	261.5	17	260.2	15	258.3	14	256.5	10	259.8
30	6	Baron Motorsport Team	AUT	Andrzej Lewandowski	POL	Adrian Lewandowski	POL	Ferrari 296 GT3	AM	8	260.8	16	258.9	2	258.9	13	258.3	14	257.1	12	258.8
31	25	Into Africa Racing by Dragon Racing Intl.	ZAF	Xolile Letlaka	ZAF	Stuart White	ZAF	Ferrari 296 GT3	PROAM	14	257.1	13	255.3	11	254.7	14	254.7	15	254.1	7	255.2





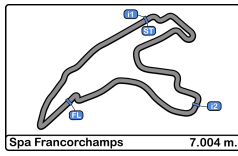
Spa Francorchamps  
International GT Open  
Free Practice - 2

Fastest Laps Sequence

Spa Francorchamps 7.004 m.

Lap	Time of Day	Session Time	N° Entrant/Team	Nat	Driver 1	Nat	Driver 2	Nat	Vehicle	Cat	Time	Km/h
2	15:44:53.101	4:53.101	27 Optimum Motorsport		Morgan Tillbrook		Ben Barnicoat		McLaren 720s GT3 Evo	PROAM	2:18.733	181.7
2	15:46:26.633	6:26.633	117 Mikkel O. Pedersen Racing		Mikkel O. Pedersen		Lars Engelbrekt Pedersen		Porsche 911 GT3 R EVO (992)	PROAM	2:18.353	182.2
3	15:47:10.380	7:10.380	27 Optimum Motorsport		Morgan Tillbrook		Ben Barnicoat		McLaren 720s GT3 Evo	PROAM	2:17.279	183.6
6	15:55:51.401	15:51.401	97 Blackthorn		Charles Bateman		Jonny Adam		Aston Martin AMR Vantage GT3 EV	PROAM	2:17.166	183.8
9	16:01:29.166	21:29.166	63 Scuderia Villorba Corse		Leonardo Moncini		Rodrigo Testa		Lamborghini Huracan Evo 2	PRO	2:17.035	183.9
17	16:26:22.584	46:22.584	911 ZRS Motorsport		Pietro Armanni		Norbert Siedler		Porsche 911 GT3 R EVO (992)	PRO	2:16.680	184.4





**Spa Francorchamps**  
International GT Open  
Free Practice - 2  
Pit Stop Analysis

**5** Stanislaw Jedliński Ferrari 296 GT3 EVO

AM		Krystian Korzeniowski				Olimp Racing	
N°	In Day Time	In Time	Out Time	Pit Time	T. Pit Time	Handicap	Diff.
1	15:47:22.295	15:47:22.295	15:49:01.288	1:38.993	1:38.993		
2	15:55:53.235	15:55:53.235	15:59:29.133	3:35.898	5:14.891		
3	16:01:44.368	16:01:44.368	16:04:53.385	3:09.017	8:23.908		

**6** Andrzej Lewandowski Ferrari 296 GT3

AM		Adrian Lewandowski				Baron Motorsport Team	
N°	In Day Time	In Time	Out Time	Pit Time	T. Pit Time	Handicap	Diff.
1	15:51:39.965	15:51:39.965	16:01:17.995	9:38.030	9:38.030		
2	16:25:20.744	16:25:20.744	16:28:14.021	2:53.277	12:31.307		

**7** Hubert Darmetko BMW M4 GT3 EVO

PROAM*		Fabian Dybionka				PTT Racing	
N°	In Day Time	In Time	Out Time	Pit Time	T. Pit Time	Handicap	Diff.
1	15:54:31.201	15:54:31.201	15:55:57.693	1:26.492	1:26.492		
2	16:12:34.200	16:12:34.200	16:15:03.972	2:29.772	3:56.264		

**10** Scott Noble Mercedes AMG GT3 EVO

AM		Jason Hart				2 Seas Motorsport	
N°	In Day Time	In Time	Out Time	Pit Time	T. Pit Time	Handicap	Diff.
1	16:00:08.848	16:00:08.848	16:01:34.781	1:25.933	1:25.933		
2	16:22:52.880	16:22:52.880	16:24:46.696	1:53.816	3:19.749		

**11** Alexander Schwarzer Porsche 911 GT3 R EVO (992)

PROAM		Alexander Fach				Fach Auto Tech	
N°	In Day Time	In Time	Out Time	Pit Time	T. Pit Time	Handicap	Diff.
1	15:52:02.751	15:52:02.751	15:53:20.773	1:18.022	1:18.022		
2	16:26:20.012	16:26:20.012	16:27:41.176	1:21.164	2:39.186		

**12** Joel Monegro Reyes Porsche 911 GT3 R EVO (992)

AM		Lucas Wolf				Fach Auto Tech	
N°	In Day Time	In Time	Out Time	Pit Time	T. Pit Time	Handicap	Diff.
1	15:55:11.834	15:55:11.834	16:07:31.933	12:20.099	12:20.099		
2	16:23:58.836	16:23:58.836	16:26:38.656	2:39.820	14:59.919		

**14** Piotr Wira Aston Martin AMR Vantage GT3 EVO

AM		Tomasz Magdziarz				Good Speed Racing Team	
N°	In Day Time	In Time	Out Time	Pit Time	T. Pit Time	Handicap	Diff.
1	15:55:36.447	15:55:36.447	15:57:30.472	1:54.025	1:54.025		
2	16:11:40.606	16:11:40.606	16:13:02.486	1:21.880	3:15.905		
3	16:24:47.758	16:24:47.758	16:31:38.039	6:50.281	10:06.186		

**16** Marcelo Hahn Ferrari 296 GT3

AM		Galid Osman				AF Corse	
N°	In Day Time	In Time	Out Time	Pit Time	T. Pit Time	Handicap	Diff.
1	15:56:33.876	15:56:33.876	16:00:37.683	4:03.807	4:03.807		
2	16:15:16.454	16:15:16.454	16:17:37.036	2:20.582	6:24.389		

**17** Tom Emson Ferrari 296 GT3 EVO

PRO		Tom Lebbon				Elite Motorsport with Entire Race Engine	
N°	In Day Time	In Time	Out Time	Pit Time	T. Pit Time	Handicap	Diff.
1	15:53:59.215	15:53:59.215	15:55:21.330	1:22.115	1:22.115		
2	16:11:38.811	16:11:38.811	16:13:33.803	1:54.992	3:17.107		
3	16:22:58.211	16:22:58.211	16:24:29.036	1:30.825	4:47.932		

**24** Andrey Borodin McLaren 720s GT3 Evo

PROAM		Oliver Webb				Greystone GT	
N°	In Day Time	In Time	Out Time	Pit Time	T. Pit Time	Handicap	Diff.
1	15:59:04.789	15:59:04.789	16:02:49.759	3:44.970	3:44.970		
2	16:17:58.680	16:17:58.680	16:23:25.218	5:26.538	9:11.508		

**25** Xolile Letlaka Ferrari 296 GT3

PROAM		Stuart White				Into Africa Racing by Dragon Racing Intl.	
N°	In Day Time	In Time	Out Time	Pit Time	T. Pit Time	Handicap	Diff.
1	16:03:40.988	16:03:40.988	16:07:09.115	3:28.127	3:28.127		
2	16:24:45.178	16:24:45.178	16:29:15.146	4:29.968	7:58.095		

**26** Michaël Blanchemain Audi R8 LMS GT3 Evo II

PROAM		Jim Pla				Saintéloc Racing	
N°	In Day Time	In Time	Out Time	Pit Time	T. Pit Time	Handicap	Diff.
1	15:50:12.962	15:50:12.962	15:51:45.129	1:32.167	1:32.167		
2	16:05:41.198	16:05:41.198	16:07:33.582	1:52.384	3:24.551		
3	16:29:10.163	16:29:10.163	16:32:00.525	2:50.362	6:14.913		

**27** Morgan Tillbrook McLaren 720s GT3 Evo

PROAM		Ben Barnicoat				Optimum Motorsport	
N°	In Day Time	In Time	Out Time	Pit Time	T. Pit Time	Handicap	Diff.
1	15:49:28.046	15:49:28.046	15:51:22.996	1:54.950	1:54.950		
2	15:58:17.914	15:58:17.914	16:00:25.222	2:07.308	4:02.258		

**28** Marcelo Ramírez Mercedes AMG GT3 EVO

PRO		Dominik Baumann				Team Motopark	
N°	In Day Time	In Time	Out Time	Pit Time	T. Pit Time	Handicap	Diff.
1	15:52:09.038	15:52:09.038	15:53:49.224	1:40.186	1:40.186		
2	16:03:00.127	16:03:00.127	16:10:03.203	7:03.076	8:43.262		
3	16:12:25.618	16:12:25.618	16:13:53.024	1:27.406	10:10.668		
4	16:27:51.224	16:27:51.224	16:29:18.741	1:27.517	11:38.185		
5	16:31:38.009	16:31:38.009	16:33:05.647	1:27.638	13:05.823		

**33** Zac Meakin McLaren 720s GT3 Evo

PRO		Dean Macdonald				Greystone GT	
N°	In Day Time	In Time	Out Time	Pit Time	T. Pit Time	Handicap	Diff.
1	15:51:20.349	15:51:20.349	15:53:55.579	2:35.230	2:35.230		
2	16:03:10.951	16:03:10.951	16:04:40.598	1:29.647	4:04.877		
3	16:23:23.546	16:23:23.546	16:25:28.011	2:04.465	6:09.342		

**44** Jayden Kelly McLaren 720s GT3 Evo

PRO		McKenzy Cresswell				Greystone GT	
N°	In Day Time	In Time	Out Time	Pit Time	T. Pit Time	Handicap	Diff.
1	15:57:12.449	15:57:12.449	15:58:22.553	1:10.104	1:10.104		
2	16:05:42.304	16:05:42.304	16:06:57.102	1:14.798	2:24.902		
3	16:20:40.543	16:20:40.543	16:22:04.298	1:23.755	3:48.657		

**51** Rafael Durán Ferrari 296 GT3 EVO

PRO		Tommaso Mosca				AF Corse	
N°	In Day Time	In Time	Out Time	Pit Time	T. Pit Time	Handicap	Diff.
1	15:45:39.943	15:45:39.943	15:47:23.635	1:43.692	1:43.692		
2	16:03:36.290	16:03:36.290	16:05:54.273	2:17.983	4:01.675		

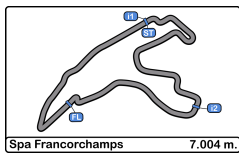
**54** Dexter Müller Mercedes AMG GT3 EVO

PROAM		Yannick Mettler				CBRX by SPS	
N°	In Day Time	In Time	Out Time	Pit Time	T. Pit Time	Handicap	Diff.
1	15:50:57.112	15:50:57.112	15:53:22.485	2:25.373	2:25.373		
2	16:07:16.637	16:07:16.637	16:10:13.774	2:57.137	5:22.510		

**55** Laurent De Meeus Ferrari 296 GT3 EVO

PROAM		Vincent Abril				AF Corse	
N°	In Day Time	In Time	Out Time	Pit Time	T. Pit Time	Handicap	Diff.
1	16:02:29.933	16:02:29.933	16:04:31.731	2:01.798	2:01.798		
2	16:07:14.369	16:07:14.369	16:08:25.757	1:11.388	3:13.186		





**Spa Francorchamps**  
International GT Open  
Free Practice - 2  
Pit Stop Analysis

**63** Leonardo Moncini Lamborghini Huracan Evo 2

PRO		Rodrigo Testa		Scuderia Villorba Corse			
N°	In Day Time	In Time	Out Time	Pit Time	T. Pit Time	Handicap	Diff.
1	16:03:53.319	16:03:53.319	16:05:44.728	1:51.409	1:51.409		
2	16:12:44.797	16:12:44.797	16:14:04.004	1:19.207	3:10.616		

**71** Christian Mansell Mercedes AMG GT3 EVO

PRO		Maximilian Götz		Team Motopark			
N°	In Day Time	In Time	Out Time	Pit Time	T. Pit Time	Handicap	Diff.
1	15:55:16.706	15:55:16.706	15:58:26.416	3:09.710	3:09.710		
2	16:10:04.228	16:10:04.228	16:11:32.577	1:28.349	4:38.059		
3	16:13:45.839	16:13:45.839	16:16:20.773	2:34.934	7:12.993		
4	16:25:32.012	16:25:32.012	16:26:59.893	1:27.881	8:40.874		

**75** Filip Salaquarda Audi R8 LMS GT3 Evo II

PROAM		Libor Milota		Team ISR			
N°	In Day Time	In Time	Out Time	Pit Time	T. Pit Time	Handicap	Diff.
1	16:08:46.140	16:08:46.140	16:10:12.831	1:26.691	1:26.691		

**77** Alfredo Hernández Mercedes AMG GT3 EVO

AM		Stéphane Tribaudini		Grupo Prom Racing Team			
N°	In Day Time	In Time	Out Time	Pit Time	T. Pit Time	Handicap	Diff.
1	15:51:38.870	15:51:38.870	15:53:09.098	1:30.228	1:30.228		
2	16:12:41.213	16:12:41.213	16:21:27.590	8:46.377	10:16.605		

**80** André Fernandes Porsche 991.2 GT3R

AM		Angelo Fontana		AF Motorsport			
N°	In Day Time	In Time	Out Time	Pit Time	T. Pit Time	Handicap	Diff.
1	15:49:10.510	15:49:10.510	15:50:52.103	1:41.593	1:41.593		
2	16:07:55.582	16:07:55.582	16:09:51.758	1:56.176	3:37.769		

**88** Darren Kell McLaren 720 Evo GT3

PROAM		James Kell		Track Focused			
N°	In Day Time	In Time	Out Time	Pit Time	T. Pit Time	Handicap	Diff.
1	16:12:42.774	16:12:42.774	16:22:52.699	10:09.925	10:09.925		
2	16:27:25.965	16:27:25.965	16:28:42.720	1:16.755	11:26.680		

**96** Yaroslav Veselaho Ferrari 296 GT3 EVO

PRO		Yifei Ye		AF Corse			
N°	In Day Time	In Time	Out Time	Pit Time	T. Pit Time	Handicap	Diff.
1	15:55:12.704	15:55:12.704	15:56:38.262	1:25.558	1:25.558		
2	16:08:35.704	16:08:35.704	16:12:19.012	3:43.308	5:08.866		
3	16:24:13.124	16:24:13.124	16:25:38.124	1:25.000	6:33.866		

**97** Charles Bateman Aston Martin AMR Vantage GT3 EVO

PROAM		Jonny Adam		Blackthorn			
N°	In Day Time	In Time	Out Time	Pit Time	T. Pit Time	Handicap	Diff.
1	15:58:12.196	15:58:12.196	16:02:28.079	4:15.883	4:15.883		
2	16:21:16.201	16:21:16.201	16:23:05.674	1:49.473	6:05.356		

**108** Ameerh Naran Mercedes AMG GT3 EVO

PROAM		Theodor Jensen		Iron Lynx			
N°	In Day Time	In Time	Out Time	Pit Time	T. Pit Time	Handicap	Diff.
1	15:54:24.051	15:54:24.051	15:58:00.002	3:35.951	3:35.951		
2	16:07:36.025	16:07:36.025	16:09:24.550	1:48.525	5:24.476		
3	16:26:05.064	16:26:05.064	16:28:21.591	2:16.527	7:41.003		

**117** Mikkel O. Pedersen Porsche 911 GT3 R EVO (992)

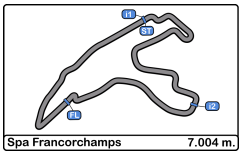
PROAM		Lars Engelbrekt Pedersen		Mikkel O. Pedersen Racing			
N°	In Day Time	In Time	Out Time	Pit Time	T. Pit Time	Handicap	Diff.
1	15:55:46.953	15:55:46.953	15:57:38.344	1:51.391	1:51.391		
2	16:09:44.312	16:09:44.312	16:12:07.382	2:23.070	4:14.461		
3	16:26:36.779	16:26:36.779	16:27:39.599	1:02.820	5:17.281		
4	16:29:55.417	16:29:55.417	16:31:02.264	1:06.847	6:24.128		

**777** Marcin Jedliński Ferrari 296 GT3 EVO

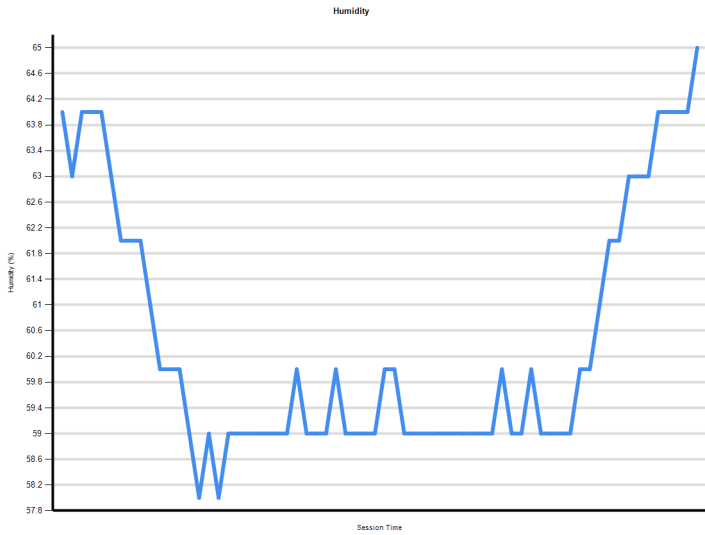
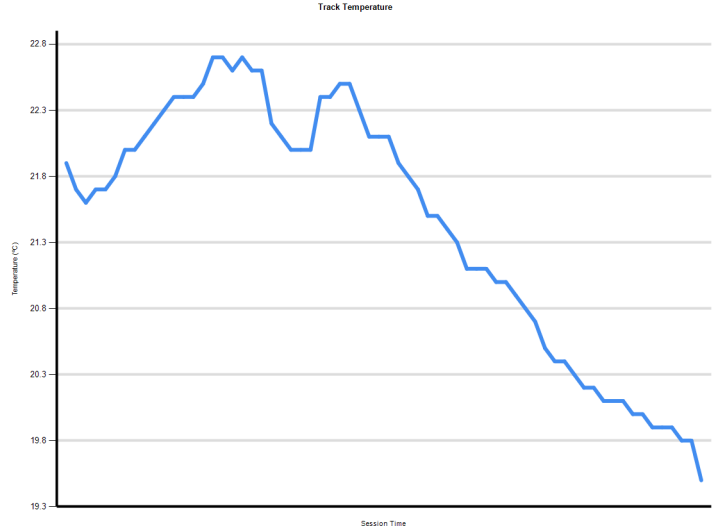
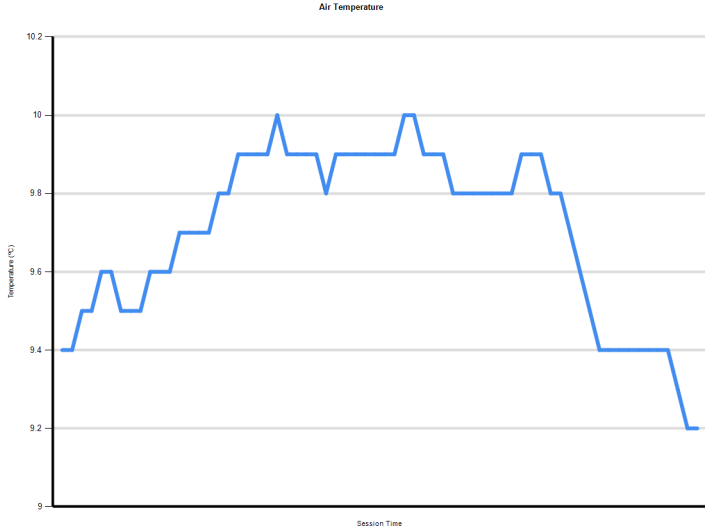
PROAM		Karol Basz		Olimp Racing			
N°	In Day Time	In Time	Out Time	Pit Time	T. Pit Time	Handicap	Diff.
1	16:15:08.585	16:15:08.585	16:16:33.785	1:25.200	1:25.200		
2	16:18:52.820	16:18:52.820	16:25:04.599	6:11.779	7:36.979		

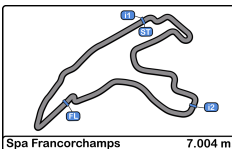
**911** Pietro Armanni Porsche 911 GT3 R EVO (992)

PRO		Norbert Siedler		ZRS Motorsport			
N°	In Day Time	In Time	Out Time	Pit Time	T. Pit Time	Handicap	Diff.
1	15:43:03.677	15:43:03.677	15:44:25.829	1:22.152	1:22.152		
2	15:58:26.847	15:58:26.847	15:59:46.649	1:19.802	2:41.954		
3	16:11:20.649	16:11:20.649	16:14:34.998	3:14.349	5:56.303		



**Spa Francorchamps**  
**International GT Open**  
**Free Practice - 2**  
**Weather Report**





**Spa Francorchamps**  
**International GT Open**  
**Free Practice - 1 - 2**  
**Combined Results**

**INTERNATIONAL**  
**GT OPEN 500**

Cls	N°	Entrant/Team	Nat	Driver 1	Nat	Driver 2	Nat	Vehicle	Cat	Cls	Laps	FP1	FP2	Best	Gap	Interval	Km/h		
1	55	AF Corse	ITA	Laurent De Meeus	BEL	Vincent Abril	FRA	Ferrari 296 GT3 EVO	PROAM	1	43	2:16.499	20	2:17.246	8	2:16.499	184.7		
2	911	ZRS Motorsport	ITA	Pietro Armanni	ITA	Norbert Siedler	AUT	Porsche 911 GT3 R EVO (992)	PRO	1	41	2:18.709	21	2:16.680	17	2:16.680	0.181	0.181	184.4
3	27	Optimum Motorsport	GBR	Morgan Tillbrook	GBR	Ben Barnicoat	GBR	McLaren 720s GT3 Evo	PROAM	2	39	2:16.858	7	2:17.279	3	2:16.858	0.359	0.178	184.2
4	71	Team Motopark	DEU	Christian Mansell	AUS	Maximilian Götz	DEU	Mercedes AMG GT3 EVO	PRO	2	40	2:16.901	16	2:17.394	4	2:16.901	0.402	0.043	184.1
5	7	PTT Racing	POL	Hubert Darmetko	POL	Fabian Dybionka	POL	BMW M4 GT3 EVO	PROAM*	3	31	2:16.957	5	2:18.398	19	2:16.957	0.458	0.056	184.1
6	63	Scuderia Villorba Corse	ITA	Leonardo Moncini	ITA	Rodrigo Testa	PRT	Lamborghini Huracan Evo 2	PRO	3	38	2:18.082	6	2:17.035	9	2:17.035	0.536	0.078	183.9
7	54	CBRX by SPS	DEU	Dexter Müller	CHE	Yannick Mettler	CHE	Mercedes AMG GT3 EVO	PROAM	4	40	2:18.531	4	2:17.084	9	2:17.084	0.585	0.049	183.9
8	88	Track Focused	GBR	Darren Kell	GBR	James Kell	GBR	McLaren 720 Evo GT3	PROAM	5	36	2:18.122	11	2:17.106	15	2:17.106	0.607	0.022	183.9
9	97	Blackthorn	GBR	Charles Bateman	GBR	Jonny Adam	GBR	Aston Martin AMR Vantage GT3 EVO	PROAM	6	20			2:17.166	6	2:17.166	0.667	0.060	183.8
10	25	Into Africa Racing by Dragon Racing Intl.	ARE	Xolile Letlaka	ZAF	Stuart White	ZAF	Ferrari 296 GT3	PROAM	7	25	2:17.216	6	2:27.795	10	2:17.216	0.717	0.050	183.7
11	44	Greystone GT	GBR	Jayden Kelly	GBR	McKenzy Cresswell	GBR	McLaren 720s GT3 Evo	PRO	4	43	2:17.957	12	2:17.382	14	2:17.382	0.883	0.166	183.5
12	75	Team ISR	CZE	Filip Salaquarda	CZE	Libor Milota	CZE	Audi R8 LMS GT3 Evo II	PROAM	8	44	2:17.757	20	2:17.429	20	2:17.429	0.930	0.047	183.4
13	777	Olimp Racing	POL	Marcin Jedliński	POL	Karol Basz	POL	Ferrari 296 GT3 EVO	PROAM	9	40	2:17.560	3	2:19.745	13	2:17.560	1.061	0.131	183.2
14	11	Fach Auto Tech	CHE	Alexander Schwarzer	MEX	Alexander Fach	CHE	Porsche 911 GT3 R EVO (992)	PROAM	10	42	2:18.165	5	2:17.560	3	2:17.560	1.061	0.000	183.2
15	28	Team Motopark	DEU	Marcelo Ramírez	MEX	Dominik Baumann	AUT	Mercedes AMG GT3 EVO	PRO	5	38	2:19.301	4	2:17.591	4	2:17.591	1.092	0.031	183.2
16	96	AF Corse	ITA	Yaroslav Veselaho	UKR	Yifei Ye	CHN	Ferrari 296 GT3 EVO	PRO	6	40	2:18.083	17	2:17.651	19	2:17.651	1.152	0.060	183.1
17	26	Saintéloc Racing	FRA	Michaël Blanchemain	FRA	Jim Pla	FRA	Audi R8 LMS GT3 Evo II	PROAM	11	41	2:17.724	10	2:17.805	9	2:17.724	1.225	0.073	183.0
18	117	Mikkel O. Pedersen Racing	DNK	Mikkel O. Pedersen	DNK	Lars Engelbrekt Pedersen	DNK	Porsche 911 GT3 R EVO (992)	PROAM	12	37	2:17.935	4	2:17.790	4	2:17.790	1.291	0.066	182.9
19	33	Greystone GT	GBR	Zac Meakin	GBR	Dean Macdonald	GBR	McLaren 720s GT3 Evo	PRO	7	40	2:18.144	6	2:17.817	15	2:17.817	1.318	0.027	182.9
20	51	AF Corse	ITA	Rafael Durán	ESP	Tommaso Mosca	ITA	Ferrari 296 GT3 EVO	PRO	8	41	2:17.897	12	2:18.225	6	2:17.897	1.398	0.080	182.8
21	5	Olimp Racing	POL	Stanislaw Jedliński	POL	Krystian Korzeniowski	POL	Ferrari 296 GT3 EVO	AM	1	35	2:19.436	7	2:17.962	5	2:17.962	1.463	0.065	182.7
22	17	Elite Motorsport with Entire Race Engineering	GBR	Tom Emson	GBR	Tom Lebbon	GBR	Ferrari 296 GT3 EVO	PRO	9	38	2:19.444	7	2:18.002	17	2:18.002	1.503	0.040	182.7
23	24	Greystone GT	GBR	Andrey Borodin	IND	Oliver Webb	GBR	McLaren 720s GT3 Evo	PROAM	13	35	2:19.417	3	2:18.176	7	2:18.176	1.677	0.174	182.4
24	77	Grupo Prom Racing Team	DEU	Alfredo Hernández	MEX	Stéphane Tribaudini	FRA	Mercedes AMG GT3 EVO	AM	2	35	2:20.634	9	2:18.284	16	2:18.284	1.785	0.108	182.3
25	10	2 Seas Motorsport	BHR	Scott Noble	USA	Jason Hart	USA	Mercedes AMG GT3 EVO	AM	3	43	2:18.912	5	2:19.537	19	2:18.912	2.413	0.628	181.5
26	16	AF Corse	ITA	Marcelo Hahn	BRA	Galid Osman	BRA	Ferrari 296 GT3	AM	4	38	2:21.525	11	2:19.235	10	2:19.235	2.736	0.323	181.0
27	12	Fach Auto Tech	CHE	Joel Monegro Reyes	DNK	Lucas Wolf	DEU	Porsche 911 GT3 R EVO (992)	AM	5	38	2:22.701	22	2:19.340	9	2:19.340	2.841	0.105	180.9
28	108	Iron Lynx	ITA	Ameerh Naran	ZVE	Theodor Jensen	DNK	Mercedes AMG GT3 EVO	PROAM	14	35	2:23.632	13	2:20.017	5	2:20.017	3.518	0.677	180.0
29	80	AF Motorsport	PRT	André Fernandes	PRT	Angelo Fontana	PRT	Porsche 991.2 GT3R	AM	6	37	2:21.106	16	2:22.013	9	2:21.106	4.607	1.089	178.6
30	6	Baron Motorsport Team	AUT	Andrzej Lewandowski	POL	Adrian Lewandowski	POL	Ferrari 296 GT3	AM	7	38	2:22.917	21	2:21.656	13	2:21.656	5.157	0.550	177.9
31	14	Good Speed Racing Team	POL	Piotr Wira	POL	Tomasz Magdziarz	POL	Aston Martin AMR Vantage GT3 EVO	AM	8	37	2:22.846	17	2:21.887	5	2:21.887	5.388	0.231	177.7

Published at:.....

<b>Race Director:</b>	Alessandro Ferrari	<b>Timekeeper:</b>	Luis García
	ACI DGA 392080		JCR-2654-ESP/M

