

Autodromo Int. do Algarve
International GT Open
Free Practice - 2
Provisional Results



Autodromo do Algarve 4.653 m.

Cls	Nº	Entrant/Team	Nat	Driver 1	Nat	Driver 2	Nat	Vehicle	Cat	Cls	Laps	Best	Time	Gap	Interval	Km/h
1	777	Olimp Racing	POL	Marcin Jedliński	POL	Karol Basz	POL	Ferrari 296 GT3 EVO	PROAM	1	26	18	1:42.559			163.3
2	26	Saintéloc Racing	FRA	Michaël Blanchemain	FRA	Jim Pla	FRA	Audi R8 LMS GT3 Evo II	PROAM	2	27	20	1:42.606	0.047	0.047	163.2
3	28	Team Motopark	DEU	Marcelo Ramírez	MEX	Dominik Baumann	AUT	Mercedes AMG GT3 EVO	PRO	1	29	4	1:42.647	0.088	0.041	163.1
4	25	Into Africa Racing by Dragon Racing Intl.	USA	Xolile Letlaka	ZAF	Axcil Jefferies	ZWE	Ferrari 296 GT3	PROAM	3	29	5	1:42.747	0.188	0.100	163.0
5	71	Team Motopark	DEU	Christian Mansell	AUS	Maximilian Götz	AUS	Mercedes AMG GT3 EVO	PRO	2	29	6	1:42.764	0.205	0.017	163.0
6	911	ZRS Motorsport	ITA	Pietro Armani	ITA	Alex Fontana	CHE	Porsche 911 GT3 R EVO (992)	PRO	3	27	20	1:42.824	0.265	0.060	162.9
7	33	Greystone GT	GBR	Zac Meakin	GBR	Dean Macdonald	GBR	McLaren 720s GT3 Evo	PRO	4	21	16	1:42.888	0.329	0.064	162.8
8	17	Elite Motorsport with Entire Race Engineering	GBR	Tom Emson	GBR	Tom Lebbon	GBR	Ferrari 296 GT3 EVO	PRO	5	27	15	1:42.944	0.385	0.056	162.7
9	88	Track Focused	GBR	Darren Kell	GBR	James Kell	GBR	McLaren 720 Evo GT3	PROAM	4	23	12	1:43.074	0.515	0.130	162.5
10	5	Olimp Racing	POL	Stanislaw Jedliński	POL	Krystian Korzeniowski	POL	Ferrari 296 GT3	AM	1	21	13	1:43.083	0.524	0.009	162.4
11	11	Fach Auto Tech	CHE	Alexander Schwarzer	MEX	Alexander Fach	CHE	Porsche 911 GT3 R EVO (992)	PROAM	5	29	6	1:43.140	0.581	0.057	162.4
12	18	Dinamic GT	ITA	Philipp Sager	AUT	Christian Engelhart	DEU	Porsche 911 GT3 R EVO (992)	PROAM	6	28	27	1:43.246	0.687	0.106	162.2
13	54	CBRX by SPS	DEU	Dexter Müller	CHE	Yannick Mettler	CHE	Mercedes AMG GT3 EVO	PROAM	7	27	15	1:43.346	0.787	0.100	162.0
14	51	AF Corse	ITA	Rafael Durán	ESP	Tommaso Mosca	ITA	Ferrari 296 GT3 EVO	PRO	6	27	19	1:43.361	0.802	0.015	162.0
15	96	AF Corse	ITA	Yaroslav Veselaho	UKR	Thomas Neubauer	FRA	Ferrari 296 GT3 EVO	PRO	7	24	5	1:43.549	0.990	0.188	161.7
16	55	AF Corse	ITA	Laurent De Meeus	BEL	Vincent Abril	FRA	Ferrari 296 GT3 EVO	PROAM	8	22	14	1:43.632	1.073	0.083	161.6
17	16	AF Corse	ITA	Marcelo Hahn	BRN	Galid Osman	BRN	Ferrari 296 GT3	AM	2	21	11	1:43.723	1.164	0.091	161.4
18	75	Team ISR	CZE	Filip Salaquarda	CZE	Libor Milota	CZE	Audi R8 LMS GT3 Evo II	PROAM	9	25	18	1:43.755	1.196	0.032	161.4
19	6	Baron Motorsport Team	AUT	Andrzej Lewandowski	POL	Adrian Lewandowski	POL	Ferrari 296 GT3	AM	3	29	17	1:43.859	1.300	0.104	161.2
20	81	Norik Racing	JPN	Norikazu Shibata	JPN	Charles Fagg	JPN	Ferrari 296 GT3	PROAM	10	14	6	1:43.966	1.407	0.107	161.1
21	24	Greystone GT	GBR	Andrey Borodin	ITA	Oliver Webb	GBR	McLaren 720s GT3 Evo	PROAM	11	14	10	1:43.966	1.407	0.000	161.1
22	79	Sendom Racing Team	POL	Seweryn Mazur	POL			Lamborghini Huracan Evo 2	AM	4	25	21	1:44.050	1.491	0.084	160.9
23	12	Fach Auto Tech	CHE	Joel Monegro Reyes	DOM			Porsche 911 GT3 R EVO (992)	AM	5	21	14	1:44.231	1.672	0.181	160.7
24	14	Good Speed Racing Team	POL	Piotr Wira	POL			Aston Martin AMR Vantage GT3 E	AM	6	22	5	1:45.197	2.638	0.966	159.2
25	77	Grupo Prom Racing Team	DEU	Alfredo Hernández	MEX			Mercedes AMG GT3 EVO	AM	7	15	6	1:47.232	4.673	2.035	156.2
26	97	Blackthorn	GBR	Charles Bateman	GBR	Henrique Chaves	PRT	Aston Martin AMR Vantage GT3 E	PROAM	12	10	9	1:49.661	7.102	2.429	152.7

Published at:.....

Track Temp: 37.2 °C Air Temp: 26.8 °C Humidity: 33 % Track Status: DRY

Race Director:

Alessandro Ferrari

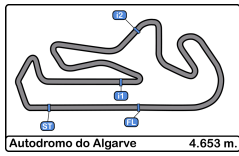
ACI DGA 392080

Timekeeper:

Luis Garcia

JOB-2654-ESP/M





Autodromo Int. do Algarve
International GT Open
Free Practice - 2
Track Limit



The Stewards, having received a report from Race Director, have considered the following matter and determine the following:

Session Free Practice - 2
Fact The cars below did not use the track at the turns listed below

Infringement Breach of Appendix L Chapter IV Article 2 c) of the FIA International Sporting Code and Article 19.4/19.5 of the Sporting Regulations.

Decision Deletion of the lap times shown in accordance with Article 12.4.1.e of the FIA International Sporting Code.

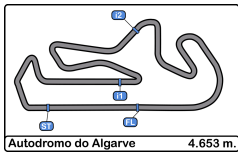
Note

- Certain decisions of the Stewards are subject to appeal (Article 15 of the FIA International Sporting Code).
- These penalties are not subject to appeal Article.12.3.4 of the FIA International Sporting Code and Article 16.5 of the Sporting Regulations.
- According to Article.12.3.3.b of the FIA International Sporting Code these decisions become immediately binding even in case of an appeal.

Ord	Turn	Nº Driver	Entrant/Team	Time of Day	Lap Time
1	0	12 Joel Monegro Reyes	Fach Auto Tech	15:11:58.318	15:11:58.318
2	1	26 Blanchemain - Pla	Saintéloc Racing	15:13:34.015	1:42.869
3	1	11 Schwarzer - Fach	Fach Auto Tech	15:13:35.606	1:43.449
4	1	25 Letlaka - Jefferies	<small>Into Africa Racing by Dragon Racing Intl.</small>	15:14:07.446	1:43.878
5	5	6 Lewandowski - Lewandowski	Baron Motorsport Team	15:15:11.688	1:46.349
6	15	26 Blanchemain - Pla	Saintéloc Racing	15:15:16.706	1:42.691
7	1	11 Schwarzer - Fach	Fach Auto Tech	15:15:18.721	1:43.115
8	1	24 Borodin - Webb	Greystone GT	15:15:36.511	1:43.753
9	1	14 Piotr Wira	Good Speed Racing Team	15:15:39.753	1:44.895
10	4	18 Sager - Engelhart	Dinamic GT	15:15:55.072	1:44.927
11	1	79 Seweryn Mazur	Sendom Racing Team	15:16:26.677	1:55.276
12	1	777 Jedliński - Basz	Olimp Racing	15:16:53.985	1:47.211
13	4	5 Jedliński - Korzeniowski	Olimp Racing	15:16:55.984	1:59.499
14	1	26 Blanchemain - Pla	Saintéloc Racing	15:17:01.288	1:44.582
15	15	6 Lewandowski - Lewandowski	Baron Motorsport Team	15:17:02.003	1:50.315
16	1	11 Schwarzer - Fach	Fach Auto Tech	15:17:08.807	1:50.086
17	4	25 Letlaka - Jefferies	<small>Into Africa Racing by Dragon Racing Intl.</small>	15:17:33.472	1:42.957
18	1	26 Blanchemain - Pla	Saintéloc Racing	15:18:46.725	1:45.437
19	1	28 Ramírez - Baumann	Team Motopark	15:19:33.586	1:45.388
20	1	77 Alfredo Hernández	Grupo Prom Racing Team	15:19:35.078	1:49.358
21	5	6 Lewandowski - Lewandowski	Baron Motorsport Team	15:20:33.869	1:44.897
22	4	24 Borodin - Webb	Greystone GT	15:20:56.033	1:50.698
23	4	5 Jedliński - Korzeniowski	Olimp Racing	15:20:59.060	2:01.407
24	4	75 Salaquarda - Milota	Team ISR	15:21:02.570	1:54.759
25	1	25 Letlaka - Jefferies	<small>Into Africa Racing by Dragon Racing Intl.</small>	15:21:07.695	1:51.476
26	1	911 Armani - Fontana	ZRS Motorsport	15:21:16.454	1:56.564
27	4	26 Blanchemain - Pla	Saintéloc Racing	15:22:15.492	1:42.369
28	5	6 Lewandowski - Lewandowski	Baron Motorsport Team	15:22:18.591	1:44.722
29	4	12 Joel Monegro Reyes	Fach Auto Tech	15:22:29.673	1:44.696
30	5	5 Jedliński - Korzeniowski	Olimp Racing	15:22:59.030	1:59.970
31	6	6 Lewandowski - Lewandowski	Baron Motorsport Team	15:24:21.000	2:02.409
32	4	81 Shibata - Fagg	Norik Racing	15:24:24.143	2:03.456
33	1	12 Joel Monegro Reyes	Fach Auto Tech	15:24:32.244	2:02.571
34	1	14 Piotr Wira	Good Speed Racing Team	15:25:00.903	2:17.445
35	1	71 Mansell - Götz	Team Motopark	15:26:31.571	2:52.275
36	1	911 Armani - Fontana	ZRS Motorsport	15:30:24.411	2:07.842
37	1	24 Borodin - Webb	Greystone GT	15:30:38.425	1:44.181
38	4	54 Müller - Mettler	CBRX by SPS	15:30:51.729	5:10.070
39	4	71 Mansell - Götz	Team Motopark	15:31:14.152	1:43.112

The Stewards:





Autodromo Int. do Algarve
International GT Open
Free Practice - 2
Track Limit



The Stewards, having received a report from Race Director, have considered the following matter and determine the following:

Session Free Practice - 2

Fact The cars below did not use the track at the turns listed below

Infringement Breach of Appendix L Chapter IV Article 2 c) of the FIA International Sporting Code and Article 19.4/19.5 of the Sporting Regulations.

Decision Deletion of the lap times shown in accordance with Article 12.4.1.e of the FIA International Sporting Code.

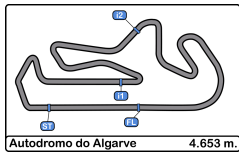
Note

- Certain decisions of the Stewards are subject to appeal (Article 15 of the FIA International Sporting Code).
- These penalties are not subject to appeal Article.12.3.4 of the FIA International Sporting Code and Article 16.5 of the Sporting Regulations.
- According to Article.12.3.3.b of the FIA International Sporting Code these decisions become immediately binding even in case of an appeal.

Ord	Turn	Nº Driver	Entrant/Team	Time of Day	Lap Time
40	14	77 Alfredo Hernández	Grupo Prom Racing Team	15:31:58.128	2:49.844
41	4	75 Salaquarda - Milota	Team ISR	15:32:06.423	1:44.828
42	1	28 Ramirez - Baumann	Team Motopark	15:32:14.430	1:45.144
43	15	33 Meakin - Macdonald	Greystone GT	15:32:29.189	1:42.892
44	1	71 Mansell - Götz	Team Motopark	15:33:02.535	1:48.383
45	15	88 Kell - Kell	Track Focused	15:33:15.451	1:43.577
46	1	81 Shibata - Fagg	Norik Racing	15:33:27.411	1:48.870
47	1	24 Borodin - Webb	Greystone GT	15:34:06.291	1:43.900
48	1	33 Meakin - Macdonald	Greystone GT	15:34:11.835	1:42.646
49	1	54 Müller - Mettler	CBRX by SPS	15:34:22.897	1:47.282
50	1	88 Kell - Kell	Track Focused	15:34:58.902	1:43.451
51	1	97 Bateman - Chaves	Blackthorn	15:35:32.397	1:49.552
52	1	28 Ramirez - Baumann	Team Motopark	15:35:44.876	1:45.946
53	1	54 Müller - Mettler	CBRX by SPS	15:36:06.451	1:43.554
54	1	17 Emson - Lebbon	Elite Motorsport with Endre Race Engineering	15:37:03.607	1:43.457
55	1	55 De Meeus - Abril	AF Corse	15:37:15.540	1:43.933
56	4	11 Schwarzer - Fach	Fach Auto Tech	15:37:28.438	3:27.737
57	4	28 Ramirez - Baumann	Team Motopark	15:37:29.383	1:44.507
58	1	25 Letlaka - Jefferies	Into Africa Racing by Dragon Racing Intl.	15:38:17.604	1:46.563
59	15	75 Salaquarda - Milota	Team ISR	15:38:46.591	3:05.031
60	1	55 De Meeus - Abril	AF Corse	15:38:59.787	1:44.247
61	1	81 Shibata - Fagg	Norik Racing	15:39:02.799	1:50.237
62	1	71 Mansell - Götz	Team Motopark	15:39:29.978	1:44.836
63	1	14 Piotr Wira	Good Speed Racing Team	15:39:30.976	1:47.298
64	4	5 Jedliński - Korzeniowski	Olimp Racing	15:39:52.025	1:43.809
65	15	777 Jedliński - Basz	Olimp Racing	15:40:07.330	1:42.821
66	4	14 Piotr Wira	Good Speed Racing Team	15:41:17.952	1:46.976
67	1	777 Jedliński - Basz	Olimp Racing	15:41:51.112	1:43.782
68	1	18 Sager - Engelhart	Dinamic GT	15:42:13.126	1:44.842
69	1	55 De Meeus - Abril	AF Corse	15:42:26.968	1:43.549
70	1	11 Schwarzer - Fach	Fach Auto Tech	15:42:47.332	1:45.244
71	1	96 Veselaho - Neubauer	AF Corse	15:42:48.465	1:50.121
72	4	71 Mansell - Götz	Team Motopark	15:42:59.401	1:44.064
73	15	26 Blanchemain - Pla	Saintéloc Racing	15:43:06.774	1:44.522
74	4	51 Durán - Mosca	AF Corse	15:43:14.603	1:43.516
75	4	18 Sager - Engelhart	Dinamic GT	15:44:01.314	1:48.188
76	1	55 De Meeus - Abril	AF Corse	15:44:10.492	1:43.524
77	4	28 Ramirez - Baumann	Team Motopark	15:44:30.426	1:44.114
78	1	97 Bateman - Chaves	Blackthorn	15:45:25.740	1:42.042

The Stewards:





Autodromo Int. do Algarve
International GT Open
Free Practice - 2
Track Limit



The Stewards, having received a report from Race Director, have considered the following matter and determine the following:

Session Free Practice - 2

Fact The cars below did not use the track at the turns listed below

Infringement Breach of Appendix L Chapter IV Article 2 c) of the FIA International Sporting Code and Article 19.4/19.5 of the Sporting Regulations.

Decision Deletion of the lap times shown in accordance with Article 12.4.1.e of the FIA International Sporting Code.

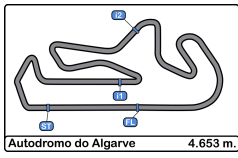
Note

- Certain decisions of the Stewards are subject to appeal (Article 15 of the FIA International Sporting Code).
- These penalties are not subject to appeal Article.12.3.4 of the FIA International Sporting Code and Article 16.5 of the Sporting Regulations.
- According to Article.12.3.3.b of the FIA International Sporting Code these decisions become immediately binding even in case of an appeal.

Ord	Turn	Nº Driver	Entrant/Team	Time of Day	Lap Time
79	1	33 Meakin - Macdonald	Greystone GT	15:45:50.287	1:44.206
80	1	71 Mansell - Götz	Team Motopark	15:46:26.033	1:43.109
81	1	33 Meakin - Macdonald	Greystone GT	15:49:17.056	1:43.006
82	1	51 Durán - Mosca	AF Corse	15:50:14.034	1:48.709
83	1	97 Bateman - Chaves	Blackthorn	15:50:35.853	3:16.943
84	15	88 Kell - Kell	Track Focused	15:51:02.300	3:42.559
85	1	11 Schwarzer - Fach	Fach Auto Tech	15:51:06.404	2:58.603
86	1	12 Joel Monegro Reyes	Fach Auto Tech	15:51:22.843	1:44.649
87	1	33 Meakin - Macdonald	Greystone GT	15:52:49.508	1:49.564
88	1	11 Schwarzer - Fach	Fach Auto Tech	15:52:50.054	1:43.650
89	4	6 Lewandowski - Lewandowski	Baron Motorsport Team	15:53:21.558	1:44.678
90	1	51 Durán - Mosca	AF Corse	15:53:52.451	1:55.012
91	1	777 Jedliński - Basz	Olimp Racing	15:53:58.934	1:49.800
92	1	88 Kell - Kell	Track Focused	15:54:29.075	1:43.252
93	1	28 Ramírez - Baumann	Team Motopark	15:54:37.551	1:43.082
94	1	6 Lewandowski - Lewandowski	Baron Motorsport Team	15:55:06.013	1:44.455
95	1	79 Seweryn Mazur	Sendom Racing Team	15:55:21.136	1:50.464
96	1	88 Kell - Kell	Track Focused	15:56:12.596	1:43.521
97	1	26 Blanchemain - Pla	Saintéloc Racing	15:56:24.167	1:43.093
98	1	911 Armani - Fontana	ZRS Motorsport	15:57:40.804	1:50.066
99	1	25 Letlaka - Jefferies	<small>Into Africa Racing by Dragon Racing Int.</small>	15:57:44.919	1:44.019
100	4	88 Kell - Kell	Track Focused	15:58:03.197	1:50.601
101	1	96 Veselaho - Neubauer	AF Corse	15:58:34.078	3:00.350
102	1	6 Lewandowski - Lewandowski	Baron Motorsport Team	15:58:42.449	1:52.031
103	1	18 Sager - Engelhart	Dinamic GT	15:59:01.026	1:45.243
104	1	16 Hahn - Osman	AF Corse	15:59:31.199	1:46.360
105	1	25 Letlaka - Jefferies	<small>Into Africa Racing by Dragon Racing Int.</small>	15:59:33.873	1:48.954
106	4	5 Jedliński - Korzeniowski	Olimp Racing	15:59:56.919	1:44.304
107	1	777 Jedliński - Basz	Olimp Racing	16:00:13.598	3:03.861
108	1	96 Veselaho - Neubauer	AF Corse	16:00:18.058	1:43.980
109	1	51 Durán - Mosca	AF Corse	16:00:30.459	1:45.948
110	1	17 Emson - Lebbon	<small>Elite Motorsport with Entire Race Engineering</small>	16:01:09.135	1:44.544
111	1	5 Jedliński - Korzeniowski	Olimp Racing	16:01:47.533	1:50.614
112	4	96 Veselaho - Neubauer	AF Corse	16:02:02.220	1:44.162
113	1	55 De Meeus - Abril	AF Corse	16:02:08.005	3:14.422
114	1	79 Seweryn Mazur	Sendom Racing Team	16:02:31.044	1:56.430
115	1	88 Kell - Kell	Track Focused	16:03:38.048	1:43.376
116	1	18 Sager - Engelhart	Dinamic GT	16:03:55.757	3:02.515
117	1	25 Letlaka - Jefferies	<small>Into Africa Racing by Dragon Racing Int.</small>	16:04:17.812	1:43.218

The Stewards:





Autodromo Int. do Algarve
International GT Open
Free Practice - 2
Track Limit



The Stewards, having received a report from Race Director, have considered the following matter and determine the following:

Session Free Practice - 2
Fact The cars below did not use the track at the turns listed below

Infringement Breach of Appendix L Chapter IV Article 2 c) of the FIA International Sporting Code and Article 19.4/19.5 of the Sporting Regulations.

Decision Deletion of the lap times shown in accordance with Article 12.4.1.e of the FIA International Sporting Code.

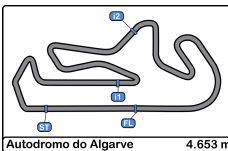
Note

- Certain decisions of the Stewards are subject to appeal (Article 15 of the FIA International Sporting Code).
- These penalties are not subject to appeal Article.12.3.4 of the FIA International Sporting Code and Article 16.5 of the Sporting Regulations.
- According to Article.12.3.3.b of the FIA International Sporting Code these decisions become immediately binding even in case of an appeal.

Ord	Turn	Nº Driver	Entrant/Team	Time of Day	Lap Time
118	1	777 Jedliński - Basz	Olimp Racing	16:06:30.705	3:08.482
119	1	96 Veselaho - Neubauer	AF Corse	16:07:05.305	3:13.888
120	1	18 Sager - Engelhart	Dinamic GT	16:07:22.740	1:43.445
121	1	28 Ramirez - Baumann	Team Motopark	16:08:11.343	1:49.519
122	1	14 Piotr Wira	Good Speed Racing Team	16:08:12.655	1:45.946
123	1	14 Piotr Wira	Good Speed Racing Team	16:09:58.468	1:45.813

The Stewards:





Autodromo Int. do Algarve
International GT Open
Free Practice - 2
Provisional Results by Category



PROAM																
Cls	Nº	Entrant/Team	Nat	Driver 1	Nat	Driver 2	Nat	Vehicle	Cat	Cls	Laps	Best	Time	Gap	Interval	Km/h
1	777	Olimp Racing	POL	Marcin Jedliński	POL	Karol Basz	POL	Ferrari 296 GT3 EVO	PROAM	1	26	18	1:42.559			163.3
2	26	Saintéloc Racing	FRA	Michaël Blanchemain	FRA	Jim Pla	FRA	Audi R8 LMS GT3 Evo II	PROAM	2	27	20	1:42.606	0.047	0.047	163.2
3	25	Into Africa Racing by Dragon Racing Intl.	UAE	Xolile Letlaka	ZAF	Axcil Jefferies	ZWE	Ferrari 296 GT3	PROAM	3	29	5	1:42.747	0.188	0.141	163.0
4	88	Track Focused	GBR	Darren Kell	GBR	James Kell	ZWE	McLaren 720 Evo GT3	PROAM	4	23	12	1:43.074	0.515	0.327	162.5
5	11	Fach Auto Tech	CHE	Alexander Schwarzer	MEX	Alexander Fach	CHE	Porsche 911 GT3 R EVO (992)	PROAM	5	29	6	1:43.140	0.581	0.066	162.4
6	18	Dinamic GT	ITA	Philipp Sager	AUT	Christian Engelhart	DEU	Porsche 911 GT3 R EVO (992)	PROAM	6	28	27	1:43.246	0.687	0.106	162.2
7	54	CBRX by SPS	DEU	Dexter Müller	CHE	Yannick Mettler	CHE	Mercedes AMG GT3 EVO	PROAM	7	27	15	1:43.346	0.787	0.100	162.0
8	55	AF Corse	ITA	Laurent De Meeus	BEL	Vincent Abril	FRA	Ferrari 296 GT3 EVO	PROAM	8	22	14	1:43.632	1.073	0.286	161.6
9	75	Team ISR	CZE	Filip Salaquarda	CZE	Libor Milota	CZE	Audi R8 LMS GT3 Evo II	PROAM	9	25	18	1:43.755	1.196	0.123	161.4
10	81	Norik Racing	JPN	Norikazu Shibata	JPN	Charles Fagg	GBR	Ferrari 296 GT3	PROAM	10	14	6	1:43.966	1.407	0.211	161.1
11	24	Greystone GT	GBR	Andrey Borodin	IND	Oliver Webb	GBR	McLaren 720s GT3 Evo	PROAM	11	14	10	1:43.966	1.407	0.000	161.1
12	97	Blackthorn	GBR	Charles Bateman	GBR	Henrique Chaves	PRT	Aston Martin AMR Vantage GT3 E	PROAM	12	10	9	1:49.661	7.102	5.695	152.7

PRO																
Cls	Nº	Entrant/Team	Nat	Driver 1	Nat	Driver 2	Nat	Vehicle	Cat	Cls	Laps	Best	Time	Gap	Interval	Km/h
1	28	Team Motopark	DEU	Marcelo Ramírez	MEX	Dominik Baumann	AUT	Mercedes AMG GT3 EVO	PRO	1	29	4	1:42.647			163.1
2	71	Team Motopark	DEU	Christian Mansell	AUS	Maximilian Götz	AUT	Mercedes AMG GT3 EVO	PRO	2	29	6	1:42.764	0.117	0.117	163.0
3	911	ZRS Motorsport	ITA	Pietro Armani	AUS	Alex Fontana	CHE	Porsche 911 GT3 R EVO (992)	PRO	3	27	20	1:42.824	0.177	0.060	162.9
4	33	Greystone GT	GBR	Zac Meakin	GBR	Dean Macdonald	GBR	McLaren 720s GT3 Evo	PRO	4	21	16	1:42.888	0.241	0.064	162.8
5	17	Elite Motorsport with Entire Race Engineering	GBR	Tom Emson	GBR	Tom Lebbon	GBR	Ferrari 296 GT3 EVO	PRO	5	27	15	1:42.944	0.297	0.056	162.7
6	51	AF Corse	ITA	Rafael Durán	ESP	Tommaso Mosca	ITA	Ferrari 296 GT3 EVO	PRO	6	27	19	1:43.361	0.714	0.417	162.0
7	96	AF Corse	ITA	Yaroslav Veselaho	CZE	Thomas Neubauer	FRA	Ferrari 296 GT3 EVO	PRO	7	24	5	1:43.549	0.902	0.188	161.7

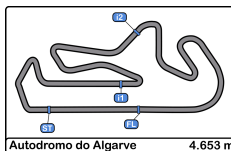
AM																
Cls	Nº	Entrant/Team	Nat	Driver 1	Nat	Driver 2	Nat	Vehicle	Cat	Cls	Laps	Best	Time	Gap	Interval	Km/h
1	5	Olimp Racing	POL	Stanislaw Jedliński	POL	Krystian Korzeniowski	POL	Ferrari 296 GT3	AM	1	21	13	1:43.083			162.4
2	16	AF Corse	ITA	Marcelo Hahn	BRA	Galid Osman	BRA	Ferrari 296 GT3	AM	2	21	11	1:43.723	0.640	0.640	161.4
3	6	Baron Motorsport Team	AUT	Andrzej Lewandowski	POL	Adrian Lewandowski	POL	Ferrari 296 GT3	AM	3	29	17	1:43.859	0.776	0.136	161.2
4	79	Sendom Racing Team	POL	Seweryn Mazur	POL		POL	Lamborghini Huracan Evo 2	AM	4	25	21	1:44.050	0.967	0.191	160.9
5	12	Fach Auto Tech	CHE	Joel Monegro Reyes	DOM		CHE	Porsche 911 GT3 R EVO (992)	AM	5	21	14	1:44.231	1.148	0.181	160.7
6	14	Good Speed Racing Team	POL	Piotr Wira	POL		POL	Aston Martin AMR Vantage GT3 E	AM	6	22	5	1:45.197	2.114	0.966	159.2
7	77	Grupo Prom Racing Team	DEU	Alfredo Hernández	MEX		DEU	Mercedes AMG GT3 EVO	AM	7	15	6	1:47.232	4.149	2.035	156.2

Published at:.....

Track Temp: 37.2 °C Air Temp: 26.8 °C Humidity: 33 % Track Status: DRY

Race Director:	Alessandro Ferrari ACI DGA 392080	Timekeeper:	Luis Garcia JOB-2654-ESP/M
-----------------------	--------------------------------------	--------------------	-------------------------------





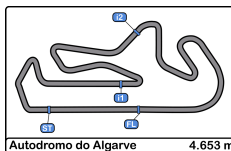
Autodromo Int. do Algarve
International GT Open
Free Practice - 2
Lap Analysis



5							11								
Stanislav Jedliński							Alexander Schwarzer								
Krystian Korzeniowski							Alexander Fach								
Olimp Racing							Fach Auto Tech								
Lap	D	Time	Sector 1	Sector 2	Sector 3	T. Spd	Elapsed	Lap	D	Time	Sector 1	Sector 2	Sector 3	T. Spd	Elapsed
1		15:12:54.678	15:11:31.536	38.092	45.050		15:12:54.678	1		15:11:52.157	15:10:40.451	33.169	38.537		15:11:52.157
2		2:01.807	37.618	38.794	45.395	254.7	15:14:56.485	2		4:43.449	32.498	32.813	38.138	264.7	15:13:35.606
3		1:59.499	36.838	38.494	44.167	252.9	15:16:55.984	3		4:43.115	32.220	32.650	38.245	266.0	15:15:18.721
4		2:01.669	36.733	39.104	45.832	255.3	15:18:57.653	4		4:50.086 P	32.443	33.269	44.374	265.3	15:17:08.807
5		2:01.407	37.465	38.067	45.875	250.5	15:20:59.060	5		3:17.070	2:05.593	33.316	38.161		15:20:25.877
6		1:59.970	36.566	37.587	45.817	254.1	15:22:59.030	6		1:43.140	32.296	32.845	37.999	263.4	15:22:09.017
7		2:55.664	49.688	50.979	1:14.997	249.4	15:25:54.694	7		1:48.884 P	32.194	32.978	43.712	264.0	15:23:57.901
8		3:11.562	1:13.541	1:02.674	55.347	79.9	15:29:06.256	8		4:43.700	2:46.810	1:01.276	55.614		15:28:41.601
9		2:10.626 P	37.389	39.222	54.015	250.5	15:31:16.882	9		1:44.188	32.749	33.081	38.358	262.1	15:30:25.789
10		5:05.774	3:53.047	34.056	38.671		15:36:22.656	10		1:44.508	32.713	33.433	38.362	265.3	15:32:10.297
11		1:45.560	32.570	33.578	39.412	266.0	15:38:08.216	11		1:50.404 P	33.142	33.246	44.016	264.7	15:34:00.701
12		1:43.809	32.380	32.725	38.704	264.0	15:39:52.025	12		3:27.737	2:15.161	33.621	38.955		15:37:28.438
13		1:43.083	32.357	32.666	38.060	264.0	15:41:35.108	13		1:45.053	32.931	33.542	38.580	264.0	15:39:13.491
14		1:49.590 P	32.459	32.861	44.270	266.6	15:43:24.698	14		1:48.597	34.666	35.028	38.903	265.3	15:41:02.088
15		14:47.917	13:35.589	33.073	39.255		15:58:12.615	15		1:45.244	33.088	33.487	38.669	262.7	15:42:47.332
16		1:44.304	32.581	32.690	39.033	260.8	15:59:56.919	16		1:44.870	32.782	33.296	38.792	262.7	15:44:32.202
17		1:50.614 P	33.450	33.370	43.794	260.8	16:01:47.533	17		1:44.657	32.984	33.231	38.442	260.8	15:46:16.859
18		6:20.906	5:09.189	33.534	38.183		16:08:08.439	18		1:50.942 P	32.836	33.284	44.822	264.7	15:48:07.801
19		1:44.615	32.508	33.701	38.406	266.0	16:09:53.054	19		2:58.603	1:47.228	33.225	38.150		15:51:06.404
20		1:44.026	32.422	33.070	38.534	264.7	16:11:37.080	20		1:43.650	32.537	32.980	38.133	262.7	15:52:50.054
21		1:55.218 P	32.714	34.974	47.530	264.0	16:13:32.298	21		1:43.668	32.527	32.906	38.235	262.7	15:54:33.722

6							12								
Andrzej Lewandowski							Joel Monegro Reyes								
Adrian Lewandowski							Fach Auto Tech								
Baron Motorsport Team							Fach Auto Tech								
Lap	D	Time	Sector 1	Sector 2	Sector 3	T. Spd	Elapsed	Lap	D	Time	Sector 1	Sector 2	Sector 3	T. Spd	Elapsed
1		15:13:25.339	15:12:09.889	34.386	41.064		15:13:25.339	1		45:44.58348	15:10:43.318	35.793	39.207		15:11:58.318
2		1:46.349	33.290	33.687	39.372	263.4	15:15:11.688	2		1:46.017	33.703	33.448	38.866	260.2	15:13:44.335
3		1:50.315	33.355	33.737	43.223	265.3	15:17:02.003	3		1:45.112	33.064	33.354	38.694	263.4	15:15:29.447
4		1:46.969	33.016	34.709	39.244	266.6	15:18:48.972	4		1:44.982	33.032	33.386	38.564	264.0	15:17:14.429
5		1:44.897	32.863	33.120	38.914	265.3	15:20:33.869	5		1:44.953	32.765	33.350	38.838	265.3	15:18:59.382
6		1:44.722	32.660	33.119	38.943	268.6	15:22:18.591	6		1:45.595	33.586	33.177	38.832	263.4	15:20:44.977
7		2:02.409 P	32.990	32.937	56.482	267.3	15:24:21.000	7		1:44.696	32.890	33.289	38.517	264.0	15:22:29.673
8		4:25.637	2:26.426	1:01.246	57.965		15:28:46.637	8		2:02.574 P	32.911	33.321	56.339	265.3	15:24:32.244
9		1:47.700	33.912	34.358	39.430	258.3	15:30:34.337	9		6:24.909	5:11.754	33.787	39.368		15:30:57.153
10		1:46.217	33.390	33.759	39.068	264.0	15:32:20.554	10		1:45.206	33.003	33.322	38.881	264.7	15:32:42.359
11		1:44.433	32.518	33.293	38.622	265.3	15:34:04.987	11		1:44.567	32.751	33.107	38.709	263.4	15:34:26.926
12		1:48.372	33.159	34.515	40.698	266.0	15:35:53.359	12		1:44.411	32.623	33.227	38.561	265.3	15:36:11.337
13		1:44.323	32.580	33.095	38.648	266.6	15:37:37.682	13		1:45.172	33.098	33.109	38.965	266.6	15:37:56.509
14		1:44.763	32.965	33.344	38.454	267.3	15:39:22.445	14		1:44.231	32.616	33.074	38.541	265.3	15:39:40.740
15		1:59.035 P	33.515	34.332	51.188	266.0	15:41:21.480	15		1:52.911 P	33.238	33.592	46.081	264.7	15:41:33.651
16		6:47.035	5:34.415	34.015	38.605		15:48:08.515	16		6:19.172	5:07.017	33.351	38.804		15:47:52.823
17		1:43.859	32.376	32.936	38.547	266.6	15:49:52.374	17		1:45.371	32.670	33.195	39.506	265.3	15:49:38.194
18		1:44.506	32.547	33.450	38.509	266.0	15:51:36.880	18		1:44.649	32.704	33.122	38.823	265.3	15:51:22.843
19		1:44.678	32.709	33.117	38.852	264.7	15:53:21.558	19		1:44.923	32.727	33.195	39.001	264.0	15:53:07.766
20		1:44.455	32.924	33.246	38.285	263.4	15:55:06.013	20		1:51.275 P	32.965	33.756	44.554	263.4	15:54:59.041
21		1:44.405	32.682	33.183	38.540	264.7	15:56:50.418	21		3:09.821 P	1:49.362	33.788	46.671		15:58:08.862
22		1:52.031 P	33.427	33.887	44.717	265.3	15:58:42.449								
23		3:20.669	2:06.513	33.514	40.642		16:02:03.118								
24		1:45.585	33.193	33.191	39.201	263.4	16:03:48.703								
25		1:45.610	33.256	33.314	39.040	266.6	16:05:34.313								
26		1:45.178	33.001	33.222	38.955	264.0	16:07:19.491								
27		1:44.392	33.054	32.935	38.403	264.7	16:09:03.883								
28		1:44.616	32.946	33.098	38.572	265.3	16:10:48.499								
29		2:08.858 P	36.306	39.482	53.070	264.0	16:12:57.357								





Autodromo Int. do Algarve
International GT Open
Free Practice - 2
Lap Analysis



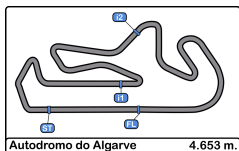
14	Piotr Wira	Aston Martin AMR Vantage GT3 EVO	17	Tom Emson	Ferrari 296 GT3 EVO
AM		Good Speed Racing Team	PRO	Tom Lebbon	Elite Motorsport with Entire Race

Lap	D	Time	Sector 1	Sector 2	Sector 3	T. Spd	Elapsed	Lap	D	Time	Sector 1	Sector 2	Sector 3	T. Spd	Elapsed
1		15:12:03.679	15:10:42.515	38.472	42.692		15:12:03.679	1		15:17:07.479	15:15:43.649	39.844	43.986		15:17:07.479
2		1:51.179	35.400	36.082	39.697	253.5	15:13:54.858	2		1:58.442	38.084	38.165	42.193	230.7	15:19:05.921
3		1:44.895	32.873	33.386	38.636	264.0	15:15:39.753	3		1:55.291	37.133	37.101	41.057	250.5	15:21:01.212
4		1:46.983	32.783	35.298	38.902	264.7	15:17:26.736	4		1:51.097	35.862	35.391	39.844	257.7	15:22:52.309
5		1:45.197	32.920	33.552	38.725	264.7	15:19:11.933	5		2:22.506	34.211	34.751	1:13.544	262.1	15:25:14.815
6		1:46.249	33.011	33.760	39.478	264.0	15:20:58.182	6		3:28.729 P	1:12.335	1:00.965	1:15.429	80.0	15:28:43.544
7		1:45.276	32.932	33.402	38.942	263.4	15:22:43.458	7		3:06.558	1:51.085	35.674	39.799		15:31:50.102
8		2:47.445 P	32.947	33.847	1:10.651	263.4	15:25:00.903	8		1:44.625	33.157	33.369	38.099	260.2	15:33:34.727
9		10:57.078	9:40.761	35.013	41.304		15:35:57.981	9		1:45.423	32.682	32.815	39.926	264.0	15:35:20.150
10		1:45.697	33.287	33.648	38.762	260.2	15:37:43.678	10		1:43.457	32.707	32.837	37.913	262.7	15:37:03.607
11		1:47.298	33.041	33.744	40.513	262.7	15:39:30.976	11		1:43.400	32.522	32.851	38.027	264.7	15:38:47.007
12		1:46.976	33.590	34.086	39.300	263.4	15:41:17.952	12		1:50.176 P	32.601	32.919	44.656	264.7	15:40:37.183
13		1:45.818	33.041	34.020	38.757	261.5	15:43:03.770	13		3:43.457	2:32.190	33.135	38.132		15:44:20.640
14		1:54.547 P	32.983	33.884	47.680	262.1	15:44:58.317	14		1:43.120	32.412	32.784	37.924	260.8	15:46:03.760
15		14:24.322	13:10.358	34.305	39.659		15:59:22.639	15		1:42.944	32.397	32.594	37.953	264.0	15:47:46.704
16		1:47.290	33.149	33.910	40.231	261.5	16:01:09.929	16		1:48.781 P	32.465	32.858	43.458	264.0	15:49:35.485
17		1:45.544	33.105	33.829	38.610	262.1	16:02:55.473	17		6:19.892	5:02.629	37.598	39.665		15:55:55.377
18		1:45.700	33.160	33.594	38.946	264.0	16:04:41.173	18		1:44.656	33.140	33.160	38.356	259.6	15:57:40.033
19		1:45.536	33.101	33.660	38.775	262.7	16:06:26.709	19		1:44.558	32.724	33.239	38.595	263.4	15:59:24.591
20		1:45.946	32.883	33.560	39.503	263.4	16:08:12.655	20		1:44.544	32.537	33.240	38.767	264.0	16:01:09.135
21		1:45.843	32.871	33.882	39.060	262.7	16:09:58.468	21		1:44.032	32.676	33.129	38.227	262.1	16:02:53.167
22		1:58.359 P	32.885	33.788	51.686	262.1	16:11:56.827	22		1:43.919	32.575	33.050	38.294	263.4	16:04:37.086

16	Marcelo Hahn	Ferrari 296 GT3			
AM	Galid Osman	AF Corse			

Lap	D	Time	Sector 1	Sector 2	Sector 3	T. Spd	Elapsed	Lap	D	Time	Sector 1	Sector 2	Sector 3	T. Spd	Elapsed
1		15:16:56.498	15:15:28.624	41.142	46.732		15:16:56.498	23		1:45.669	33.989	33.333	38.347	263.4	16:06:22.755
2		2:02.130	38.005	38.804	45.321	233.7	15:18:58.628	24		1:44.574	33.057	33.259	38.258	264.7	16:08:07.329
3		1:59.138	37.496	38.436	43.206	213.8	15:20:57.766	25		1:44.415	32.738	33.388	38.289	262.7	16:09:51.744
4		1:47.371	34.505	33.929	38.937	235.2	15:22:45.137	26		1:44.180	32.657	33.201	38.322	262.7	16:11:35.924
5		2:01.596	32.718	33.526	55.352	262.1	15:24:46.733	27		1:53.666 P	32.961	34.984	45.721	260.2	16:13:29.590
6		3:41.972	1:14.454	1:03.664	1:23.854	77.3	15:28:28.705								
7		1:56.786	42.833	33.672	40.281	155.8	15:30:25.491								
8		1:52.038 P	32.696	33.480	45.862	261.5	15:32:17.529								
9		5:43.863	4:29.377	34.646	39.840		15:38:01.392								
10		1:46.607	34.338	33.659	38.610	255.9	15:39:47.999								
11		1:43.723	32.498	33.093	38.132	261.5	15:41:31.722								
12		1:57.353 P	32.522	34.626	50.205	264.0	15:43:29.075								
13		14:15.764	13:00.601	35.179	39.984		15:57:44.839								
14		1:46.360	33.787	33.643	38.930	242.6	15:59:31.199								
15		1:45.835	33.155	33.271	39.409	260.8	16:01:17.034								
16		1:47.992	33.137	33.657	41.198	260.2	16:03:05.026								
17		1:46.937	33.701	33.835	39.401	250.0	16:04:51.963								
18		1:53.589	39.378	34.202	40.009	228.8	16:06:45.552								
19		1:49.048	34.006	36.001	39.041	260.2	16:08:34.600								
20		1:45.428	32.970	33.524	38.934	258.9	16:10:20.028								
21		1:54.183 P	33.312	33.735	47.136	258.3	16:12:14.211								





Autodromo Int. do Algarve
International GT Open
Free Practice - 2
Lap Analysis



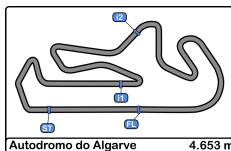
18 Philipp Sager Porsche 911 GT3 R EVO (992) **25** Xolile Letlaka Ferrari 296 GT3

PROAM Christian Engelhart							Dinamic GT							PROAM Axcil Jefferies							Into Africa Racing by Dragon						
Lap	D	Time	Sector 1	Sector 2	Sector 3	T. Spd	Elapsed	Lap	D	Time	Sector 1	Sector 2	Sector 3	T. Spd	Elapsed	Lap	D	Time	Sector 1	Sector 2	Sector 3	T. Spd	Elapsed				
1		15:12:26.672	15:11:14.504	33.575	38.593		15:12:26.672	1		15:12:23.568	15:11:07.820	35.467	40.281		15:12:23.568												
2		1:43.473	32.576	32.718	38.179	266.0	15:14:10.145	2		1:43.878	32.466	32.866	38.546	265.3	15:14:07.446												
3		1:44.927	32.722	33.499	38.706	268.6	15:15:55.072	3		1:43.069	32.286	32.649	38.134	264.7	15:15:50.515												
4		1:43.965	32.502	33.005	38.458	265.3	15:17:39.037	4		1:42.957	32.380	32.705	37.872	266.0	15:17:33.472												
5		1:52.135 P	34.150	33.762	44.223	266.0	15:19:31.172	5		1:42.747	32.272	32.718	37.757	267.3	15:19:16.219												
6		3:24.439	2:11.018	33.649	39.772		15:22:55.611	6		1:51.476 P	32.357	33.110	46.009	266.0	15:21:07.695												
7		2:21.750	32.596	34.691	1:14.463	262.7	15:25:17.361	7		5:11.361	2:56.160	57.700	1:17.501		15:26:19.056												
8		3:30.482 P	1:13.107	1:01.104	1:16.271	78.8	15:28:47.843	8		2:58.520	1:13.996	1:01.906	42.618	80.2	15:29:17.576												
9		3:15.700 P	1:57.786	33.372	44.542		15:32:03.543	9		1:51.036	35.044	34.826	41.166	244.3	15:31:08.612												
10		3:05.967	1:52.233	34.345	39.389		15:35:09.510	10		1:48.202	34.049	34.164	39.989	259.6	15:32:56.814												
11		1:46.923	33.496	34.144	39.283	262.1	15:36:56.433	11		1:47.349	33.503	33.954	39.892	264.0	15:34:44.163												
12		1:46.157	33.184	33.896	39.077	264.0	15:38:42.590	12		1:46.878	33.557	33.785	39.536	262.7	15:36:31.041												
13		1:45.694	33.090	33.377	39.227	264.0	15:40:28.284	13		1:46.563	33.546	33.500	39.517	263.4	15:38:17.604												
14		1:44.842	32.879	33.230	38.733	263.4	15:42:13.126	14		1:46.361	33.468	33.662	39.231	264.7	15:40:03.965												
15		1:48.188	33.170	33.515	41.503	264.0	15:44:01.314	15		1:47.557	33.310	33.884	40.363	264.7	15:41:51.522												
16		2:00.142 P	34.226	37.046	48.870	262.7	15:46:01.456	16		1:47.213	33.594	33.922	39.697	261.5	15:43:38.735												
17		3:12.534 P	1:50.203	35.011	47.320		15:49:13.990	17		1:46.463	33.272	33.717	39.474	261.5	15:45:25.198												
18		3:04.686 P	1:47.257	33.162	44.267		15:52:18.676	18		1:46.767	33.313	33.645	39.809	264.0	15:47:11.965												
19		3:11.109	1:58.527	33.673	38.909		15:55:29.785	19		1:49.527	33.610	34.420	41.497	264.7	15:49:01.492												
20		1:45.998	34.002	33.032	38.964	264.7	15:57:15.783	20		1:45.997	33.210	33.753	39.034	263.4	15:50:47.489												
21		1:45.243	32.993	33.338	38.912	266.6	15:59:01.026	21		1:56.124 P	34.371	34.543	47.210	264.7	15:52:43.613												
22		1:52.216 P	33.033	33.214	45.969	267.3	16:00:53.242	22		3:17.287	2:06.027	33.101	38.159		15:56:00.900												
23		3:02.545	1:47.274	33.375	41.866		16:03:55.757	23		4:44.049	33.338	32.794	37.887	266.6	15:57:44.919												
24		1:43.538	32.262	32.951	38.325	264.7	16:05:39.295	24		4:48.954 P	32.257	33.214	43.483	267.3	15:59:33.873												
25		1:43.445	32.308	32.842	38.295	266.0	16:07:22.740	25		3:00.721	1:47.249	32.988	40.484		16:02:34.594												
26		1:44.756	33.330	33.299	38.127	265.3	16:09:07.496	26		4:43.248	32.301	33.049	37.868	266.0	16:04:17.812												
27		1:43.246	32.341	32.824	38.081	266.0	16:10:50.742	27		1:43.684	32.350	32.950	38.384	267.3	16:06:01.496												
28		1:49.466 P	32.771	33.121	43.574	266.0	16:12:40.208	28		1:42.905	32.318	32.755	37.832	266.6	16:07:44.401												

24 Andrey Borodin McLaren 720s GT3 Evo **29** 1:48.731 P 32.426 32.777 43.528 266.0 16:09:33.132

PROAM Oliver Webb							Greystone GT								
Lap	D	Time	Sector 1	Sector 2	Sector 3	T. Spd	Elapsed	Lap	D	Time	Sector 1	Sector 2	Sector 3	T. Spd	Elapsed
1		15:12:07.332	15:10:54.976	33.450	38.906		15:12:07.332								
2		1:45.426	32.909	33.999	38.518	263.4	15:13:52.758								
3		1:43.753	32.619	32.930	38.204	264.0	15:15:36.511								
4		1:44.195	32.505	33.027	38.663	264.0	15:17:20.706								
5		1:44.629	32.694	33.207	38.728	264.0	15:19:05.335								
6		1:50.608 P	32.642	33.518	44.538	262.1	15:20:56.033								
7		4:48.743	2:50.872	43.471	1:14.400		15:25:44.776								
8		3:09.468	1:13.994	1:03.612	51.862	79.2	15:28:54.244								
9		1:44.181	32.691	33.000	38.490	262.1	15:30:38.425								
10		1:43.966	32.629	33.095	38.242	261.5	15:32:22.391								
11		1:43.900	32.484	32.981	38.435	264.0	15:34:06.291								
12		1:50.425 P	33.634	33.113	43.678	265.3	15:35:56.716								
13		3:07.032 P	1:50.222	33.390	43.420		15:39:03.748								
14		3:08.015 P	1:51.236	32.940	43.839		15:42:11.763								





Autodromo Int. do Algarve
International GT Open
Free Practice - 2
Lap Analysis



26

Michaël Blanchemain

Audi R8 LMS GT3 Evo II

28

Marcelo Ramírez

Mercedes AMG GT3 EVO

PROAM

Jim Pla

Saintéloc Racing

PRO

Dominik Baumann

Team Motopark

Lap	D	Time	Sector 1	Sector 2	Sector 3	T. Spd	Elapsed	Lap	D	Time	Sector 1	Sector 2	Sector 3	T. Spd	Elapsed
1		15:11:51.146	15:10:39.165	33.536	38.445		15:11:51.146	1		15:12:38.887	15:11:21.036	34.569	43.282		15:12:38.887
2		1:42.869	32.227	32.722	37.920	266.0	15:13:34.015	2		1:43.862	33.014	32.975	37.873	266.6	15:14:22.749
3		1:42.694	32.159	32.485	38.047	268.6	15:15:16.706	3		1:42.802	32.207	32.985	37.610	268.6	15:16:05.551
4		1:44.582	32.654	33.277	38.651	267.9	15:17:01.288	4		1:42.647	32.194	32.776	37.677	270.0	15:17:48.198
5		1:45.437	32.306	33.721	39.410	268.6	15:18:46.725	5		1:45.388	32.386	33.767	39.235	270.0	15:19:33.586
6		1:46.398	32.196	32.631	41.571	266.6	15:20:33.123	6		1:43.250	32.325	33.033	37.892	267.9	15:21:16.836
7		1:42.369	32.106	32.457	37.806	266.6	15:22:15.492	7		1:47.999 P	32.162	32.901	42.936	270.0	15:23:04.835
8		1:59.797 P	32.252	33.917	53.628	268.6	15:24:15.289	8		4:29.272 P	2:11.466	1:01.547	1:16.259		15:27:34.107
9		4:47.184	2:54.547	1:02.099	50.538		15:29:02.473	9		2:55.179	1:43.113	33.529	38.537		15:30:29.286
10		1:46.226	33.946	33.348	38.932	259.6	15:30:48.699	10		1:45.144	33.117	33.377	38.650	266.0	15:32:14.430
11		1:46.246	32.597	34.382	39.267	266.0	15:32:34.945	11		1:44.500	32.911	33.173	38.416	266.6	15:33:58.930
12		1:44.336	32.827	32.980	38.529	266.6	15:34:19.281	12		1:45.946	33.833	33.373	38.740	266.6	15:35:44.876
13		1:48.678	32.654	33.450	42.574	267.9	15:36:07.959	13		1:44.507	32.842	33.140	38.525	266.0	15:37:29.383
14		1:44.697	32.979	32.756	38.962	266.0	15:37:52.656	14		1:44.872	32.879	33.321	38.672	267.9	15:39:14.255
15		1:44.221	32.577	32.986	38.658	268.6	15:39:36.877	15		1:47.145	33.767	34.496	38.882	269.3	15:41:01.400
16		1:45.375	32.832	33.782	38.761	267.9	15:41:22.252	16		1:44.912	32.952	33.373	38.587	267.3	15:42:46.312
17		1:44.522	32.799	33.040	38.683	266.0	15:43:06.774	17		1:44.144	32.723	33.160	38.231	267.3	15:44:30.426
18		1:53.124 P	32.786	32.924	47.414	265.3	15:44:59.898	18		1:44.033	32.721	33.161	38.151	267.9	15:46:14.459
19		4:29.398	3:18.283	32.851	38.264		15:49:29.296	19		1:44.091	32.714	33.134	38.243	268.6	15:47:58.550
20		1:42.606	32.154	32.447	38.005	266.6	15:51:11.902	20		1:49.894 P	32.772	33.143	43.979	269.3	15:49:48.444
21		1:46.087	33.069	32.961	40.057	266.6	15:52:57.989	21		3:06.025	1:52.162	32.918	40.945		15:52:54.469
22		1:43.085	32.354	32.705	38.026	266.6	15:54:41.074	22		1:43.082	32.475	32.835	37.772	268.6	15:54:37.551
23		1:43.093	32.224	32.736	38.133	267.9	15:56:24.167	23		1:42.937	32.256	32.912	37.769	269.3	15:56:20.488
24		1:43.205	32.277	32.648	38.280	269.3	15:58:07.372	24		1:43.249	32.436	33.022	37.791	270.6	15:58:03.737
25		1:43.413	32.348	32.832	38.233	269.3	15:59:50.785	25		1:48.349 P	32.150	32.814	43.385	271.3	15:59:52.086
26		1:49.639 P	32.413	32.963	44.263	267.3	16:01:40.424	26		2:58.457	1:47.436	33.067	37.954		16:02:50.543
27		3:04.567 P	1:47.299	32.878	44.390		16:04:44.991	27		1:43.012	32.255	32.874	37.883	268.6	16:04:33.555
								28		1:48.269	32.323	32.895	43.051	269.3	16:06:21.824
								29		1:49.549 P	33.035	32.967	43.517	267.9	16:08:11.343

33

Zac Meakin

McLaren 720s GT3 Evo

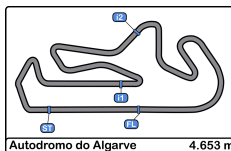
PRO

Dean Macdonald

Greystone GT

Lap	D	Time	Sector 1	Sector 2	Sector 3	T. Spd	Elapsed
1		15:13:24.207	15:12:07.510	36.015	40.682		15:13:24.207
2		1:57.469	41.956	36.365	39.148	140.8	15:15:21.676
3		1:48.732	37.081	33.128	38.523	139.3	15:17:10.408
4		2:05.428 P	40.693	34.345	50.390	168.7	15:19:15.836
5		9:46.604	7:58.016	1:01.522	47.066		15:29:02.440
6		1:43.857	32.977	32.963	37.917	260.8	15:30:46.297
7		1:42.892	32.364	32.523	38.005	265.3	15:32:29.189
8		1:42.646	32.218	32.508	37.920	266.0	15:34:11.835
9		1:43.433	32.294	32.729	38.410	266.0	15:35:55.268
10		1:48.465 P	32.207	32.468	43.790	266.6	15:37:43.733
11		4:38.952	3:27.483	33.484	37.985		15:42:22.685
12		1:43.396	32.262	33.251	37.883	266.0	15:44:06.081
13		1:44.206	32.391	33.389	38.426	267.3	15:45:50.287
14		1:43.763	32.663	33.202	37.898	267.3	15:47:34.050
15		1:43.006	32.582	32.602	37.822	266.6	15:49:17.056
16		1:42.888	32.211	32.839	37.838	267.3	15:50:59.944
17		1:49.564 P	32.961	32.726	43.877	266.0	15:52:49.508
18		3:24.419 P	2:07.737	32.874	43.808		15:56:13.927
19		3:04.081 P	1:47.930	32.754	43.397		15:59:18.008
20		3:05.915 P	1:48.175	33.141	44.599		16:02:23.923
21		3:05.081 P	1:49.045	32.636	43.400		16:05:29.004





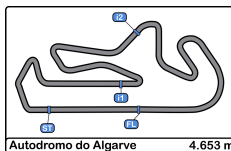
Autodromo Int. do Algarve
International GT Open
Free Practice - 2
Lap Analysis



51						54									
PRO			Tommaso Mosca			AF Corse			PROAM			Yannick Mettler			
Lap	D	Time	Sector 1	Sector 2	Sector 3	T. Spd	Elapsed	Lap	D	Time	Sector 1	Sector 2	Sector 3	T. Spd	Elapsed
1		15:12:51.990	15:11:36.097	35.194	40.699		15:12:51.990	1		15:14:30.252	15:13:17.310	34.114	38.828		15:14:30.252
2		1:48.228	33.305	35.259	39.664	264.0	15:14:40.218	2		1:44.221	32.673	33.523	38.025	264.7	15:16:14.473
3		1:49.799	36.152	34.260	39.387	203.3	15:16:30.017	3		1:43.567	32.521	33.050	37.996	267.9	15:17:58.040
4		1:47.353	32.718	33.462	41.173	266.0	15:18:17.370	4		1:43.611	32.609	33.088	37.914	266.6	15:19:41.651
5		1:46.625	33.607	33.912	39.106	256.5	15:20:03.995	5		1:43.545	32.466	33.036	38.043	267.3	15:21:25.196
6		1:45.839	33.088	33.738	39.013	266.0	15:21:49.834	6		1:44.212	32.426	33.350	38.436	267.9	15:23:09.408
7		1:45.024	32.918	33.386	38.720	267.9	15:23:34.858	7		2:32.251 P	32.689	43.873	1:15.689	267.9	15:25:41.659
8		2:49.971	34.052	1:01.585	1:14.334	266.6	15:26:24.829	8		5:40.070	3:56.038	33.808	40.224		15:30:51.729
9		2:52.827	1:12.748	59.237	40.842	80.0	15:29:17.656	9		1:43.886	32.490	33.343	38.053	266.0	15:32:35.615
10		1:47.846	34.067	33.887	39.892	262.7	15:31:05.502	10		1:47.282	32.589	33.237	41.456	266.0	15:34:22.897
11		1:45.439	33.037	33.390	39.012	264.7	15:32:50.941	11		1:43.554	32.484	33.111	37.959	267.3	15:36:06.451
12		1:44.559	32.860	33.009	38.690	267.3	15:34:35.500	12		1:44.142	32.750	33.304	38.088	266.0	15:37:50.593
13		1:46.437	33.811	33.577	39.049	266.6	15:36:21.937	13		1:52.563 P	32.773	33.450	46.340	267.9	15:39:43.156
14		1:51.422 P	33.020	33.409	44.993	267.3	15:38:13.359	14		3:43.359	2:31.586	33.665	38.108		15:43:26.515
15		3:17.728	2:01.304	37.395	39.029		15:41:31.087	15		1:43.346	32.324	33.099	37.923	266.6	15:45:09.861
16		1:43.516	32.421	32.797	38.298	267.3	15:43:14.603	16		1:43.372	32.510	33.019	37.843	266.0	15:46:53.233
17		1:43.989	32.417	32.784	38.788	267.9	15:44:58.592	17		1:43.893	32.535	33.055	38.303	266.6	15:48:37.126
18		1:43.372	32.595	32.781	37.996	266.0	15:46:41.964	18		1:52.250 P	33.758	33.790	44.702	265.3	15:50:29.376
19		1:43.361	32.338	32.891	38.132	269.3	15:48:25.325	19		3:07.999	1:54.245	34.215	39.539		15:53:37.375
20		1:48.709	32.315	36.888	39.506	269.3	15:50:14.034	20		1:48.773	34.841	34.563	39.369	262.1	15:55:26.148
21		1:43.405	32.346	32.930	38.129	268.6	15:51:57.439	21		1:47.028	33.563	34.072	39.393	264.7	15:57:13.176
22		1:55.042 P	32.599	35.899	46.514	267.3	15:53:52.451	22		1:45.953	33.294	33.564	39.095	265.3	15:58:59.129
23		3:06.132	1:51.055	34.780	40.297		15:56:58.583	23		1:45.280	33.336	33.360	38.584	266.0	16:00:44.409
24		1:45.928	33.160	33.483	39.285	264.7	15:58:44.511	24		1:45.689	33.226	33.468	38.995	266.6	16:02:30.098
25		1:45.948	33.241	33.359	39.348	267.3	16:00:30.459	25		1:45.479	33.260	33.428	38.791	266.0	16:04:15.577
26		1:57.608 P	34.091	34.277	49.240	266.0	16:02:28.067	26		1:47.268	33.182	33.477	40.609	266.6	16:06:02.845
27		3:16.129 P	1:53.041	33.909	49.179		16:05:44.196	27		1:51.799 P	33.549	33.754	44.496	263.4	16:07:54.644

55							
PROAM			Vincent Abril			AF Corse	
Lap	D	Time	Sector 1	Sector 2	Sector 3	T. Spd	Elapsed
1		15:12:34.405	15:11:02.419	44.364	47.622		15:12:34.405
2		2:02.561	41.577	38.946	42.038	205.3	15:14:36.966
3		1:55.815	36.936	38.565	40.314	207.2	15:16:32.781
4		2:04.684 P	37.231	37.169	50.284	221.3	15:18:37.465
5		3:15.441	2:02.687	34.033	38.721		15:21:52.906
6		1:44.210	32.915	33.062	38.233	266.0	15:23:37.116
7		2:52.526	38.146	1:00.566	1:13.814	267.3	15:26:29.642
8		2:55.849 P	1:12.072	58.068	45.709	80.0	15:29:25.491
9		2:37.051	1:25.420	33.272	38.359		15:32:02.542
10		1:45.244	32.570	33.085	39.589	267.3	15:33:47.786
11		1:43.821	32.872	32.948	38.001	262.7	15:35:31.607
12		1:43.933	32.586	33.072	38.275	267.3	15:37:15.540
13		1:44.247	32.533	33.556	38.158	267.9	15:38:59.787
14		1:43.632	32.467	32.879	38.286	267.3	15:40:43.419
15		1:43.549	32.382	33.019	38.148	266.6	15:42:26.968
16		1:43.524	32.358	32.977	38.189	266.0	15:44:10.492
17		1:43.740	32.397	32.930	38.413	266.6	15:45:54.232
18		1:50.240 P	32.570	33.392	44.278	267.3	15:47:44.472
19		8:00.860 P	6:36.319	35.810	48.731		15:55:45.332
20		3:08.251 P	1:51.028	33.676	43.547		15:58:53.583
21		3:14.422 P	1:50.838	35.269	48.315		16:02:08.005
22		3:09.974 P	1:52.989	33.128	43.857		16:05:17.979





Autodromo Int. do Algarve
International GT Open
Free Practice - 2
Lap Analysis




71 Christian Mansell Mercedes AMG GT3 EVO **75** Filip Salaquarda Audi R8 LMS GT3 Evo II

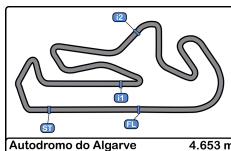
PRO Maximilian Götz						Team Motopark						PROAM Libor Milota						Team ISR							
Lap	D	Time	Sector 1	Sector 2	Sector 3	T. Spd	Elapsed	Lap	D	Time	Sector 1	Sector 2	Sector 3	T. Spd	Elapsed	Lap	D	Time	Sector 1	Sector 2	Sector 3	T. Spd	Elapsed		
1		15:13:17.501	15:11:59.790	35.340	42.371		15:13:17.501	1		15:17:20.710	15:16:06.485	34.028	40.197		15:17:20.710										
2		1:44.345	32.401	32.748	39.196	266.0	15:15:01.846	2		1:47.101	33.229	33.622	40.250	257.7	15:19:07.811										
3		1:44.354	32.745	33.412	38.197	268.6	15:16:46.200	3		1:54.759	32.931	33.337	48.491	265.3	15:21:02.570										
4		1:43.728	32.546	32.714	38.468	267.9	15:18:29.928	4		1:46.198	33.629	33.578	38.991	252.3	15:22:48.768										
5		1:43.589	32.809	32.810	37.970	266.0	15:20:13.517	5		2:12.152	32.559	32.951	1:06.642	266.6	15:25:00.920										
6		1:42.764	32.182	32.837	37.745	267.9	15:21:56.281	6		3:30.788	1:13.543	1:02.195	1:15.050	79.3	15:28:31.708										
7		1:43.015	32.239	32.811	37.965	269.3	15:23:39.296	7		1:49.887	36.969	33.401	39.517	216.4	15:30:21.595										
8		2:52.275	36.419	1:01.532	1:14.324	270.0	15:26:31.571	8		1:44.828	32.627	33.178	39.023	264.7	15:32:06.423										
9		2:59.469	1:12.871	57.702	48.896	79.4	15:29:31.040	9		1:44.282	32.580	33.014	38.688	267.9	15:33:50.705										
10		1:43.112	32.352	32.833	37.927	265.3	15:31:14.152	10		1:50.855 P	32.888	33.342	44.625	267.3	15:35:41.560										
11		1:48.383 P	32.173	32.868	43.342	268.6	15:33:02.535	11		3:05.034	1:51.106	34.600	39.325		15:38:46.591										
12		2:59.152	1:47.620	33.346	38.186		15:36:01.687	12		1:49.428	34.372	34.354	40.702	216.8	15:40:36.019										
13		1:43.455	32.448	32.981	38.026	267.3	15:37:45.142	13		1:44.408	32.716	33.233	38.459	264.7	15:42:20.427										
14		1:44.836	32.456	33.220	39.160	268.6	15:39:29.978	14		1:43.761	32.400	33.145	38.216	266.0	15:44:04.188										
15		1:45.359	32.472	32.860	40.027	266.0	15:41:15.337	15		1:45.466	32.977	33.613	38.876	267.9	15:45:49.654										
16		1:44.064	32.916	33.158	37.990	260.2	15:42:59.401	16		1:46.345	32.854	33.905	39.586	266.6	15:47:35.999										
17		1:43.523	32.441	32.894	38.188	266.6	15:44:42.924	17		1:43.890	32.461	33.056	38.373	267.9	15:49:19.889										
18		1:43.109	32.283	32.845	37.981	267.9	15:46:26.033	18		1:43.755	32.428	32.905	38.422	267.9	15:51:03.644										
19		1:43.405	32.284	32.994	38.127	268.6	15:48:09.438	19		1:51.542 P	32.454	33.181	45.907	267.9	15:52:55.186										
20		1:43.665	32.410	33.026	38.229	269.3	15:49:53.103	20		3:16.545	2:02.885	34.332	39.328		15:56:11.731										
21		1:44.173	32.509	33.181	38.483	269.3	15:51:37.276	21		1:45.979	33.005	33.304	39.670	264.7	15:57:57.710										
22		1:51.753 P	34.663	33.468	43.622	267.3	15:53:29.029	22		1:45.058	32.860	33.174	39.024	265.3	15:59:42.768										
23		3:00.471	1:48.413	33.637	38.421		15:56:29.500	23		1:45.020	32.722	33.209	39.089	266.0	16:01:27.788										
24		1:52.278	32.417	32.815	47.046	267.9	15:58:21.778	24		1:51.545 P	33.885	33.636	44.024	266.0	16:03:19.333										
25		1:43.137	32.311	32.775	38.051	267.9	16:00:04.915	25		3:01.976 P	1:43.815	34.162	43.999		16:06:21.309										
26		1:43.746	32.738	32.847	38.161	270.0	16:01:48.661																		
27		1:43.339	32.364	32.751	38.224	267.3	16:03:32.000																		
28		1:43.376	32.362	32.846	38.168	268.6	16:05:15.376																		
29		1:51.274 P	33.028	33.439	44.807	267.9	16:07:06.650																		

77 Alfredo Hernández Mercedes AMG GT3 EVO

AM Grupo Prom Racing Team

Lap	D	Time	Sector 1	Sector 2	Sector 3	T. Spd	Elapsed
1		15:12:18.187	15:10:59.600	37.199	41.388		15:12:18.187
2		1:50.243	34.494	34.931	40.818	258.9	15:14:08.430
3		1:48.264	34.409	34.348	39.507	261.5	15:15:56.694
4		1:49.026	35.501	33.851	39.674	264.0	15:17:45.720
5		1:49.358	33.997	34.389	40.972	262.7	15:19:35.078
6		1:47.232	33.822	33.920	39.490	263.4	15:21:22.310
7		1:48.681	33.992	33.963	40.726	263.4	15:23:10.991
8		2:32.386	34.501	42.169	1:15.716	262.7	15:25:43.377
9		3:24.907 P	1:14.749	1:03.633	1:06.525	78.4	15:29:08.284
10		2:40.844	1:34.608	34.586	40.650		15:31:58.128
11		1:49.627	34.657	34.563	40.407	258.9	15:33:47.755
12		1:48.470	34.175	34.210	40.085	258.9	15:35:36.225
13		1:47.670	33.657	34.369	39.644	262.7	15:37:23.895
14		1:48.129	33.965	34.135	40.029	263.4	15:39:12.024
15		2:12.026 P	35.664	36.170	1:00.192	262.7	15:41:24.050





Autodromo Int. do Algarve
International GT Open
Free Practice - 2
Lap Analysis



79

Seweryn Mazur

Lamborghini Huracan Evo 2

88

Darren Kell

McLaren 720 Evo GT3

AM

Sendom Racing Team

PROAM

James Kell

Track Focused

Lap	D	Time	Sector 1	Sector 2	Sector 3	T. Spd	Elapsed	Lap	D	Time	Sector 1	Sector 2	Sector 3	T. Spd	Elapsed
1		15:12:41.167	15:11:23.964	36.759	40.444		15:12:41.167	1		15:11:56.402	15:10:43.918	34.378	38.106		15:11:56.402
2		1:50.234	34.695	35.117	40.422	258.3	15:14:31.401	2		1:43.339	32.695	32.764	37.880	259.6	15:13:39.741
3		1:55.276	38.738	36.637	39.901	260.2	15:16:26.677	3		1:43.419	32.413	33.124	37.882	260.8	15:15:23.160
4		1:56.445	39.334	36.974	40.137	161.4	15:18:23.122	4		1:43.454	32.435	32.919	38.100	261.5	15:17:06.614
5		2:27.208 P	42.255	44.492	1:00.461	171.7	15:20:50.330	5		1:49.486 P	32.460	33.115	43.911	260.8	15:18:56.100
6		8:24.819 P	6:25.305	1:01.176	58.338		15:29:15.149	6		12:35.774	11:24.580	33.114	38.080		15:31:31.874
7		3:14.240	1:56.124	35.929	42.187		15:32:29.389	7		1:43.577	32.569	32.887	38.121	257.7	15:33:15.451
8		1:48.607	35.494	33.744	39.369	249.4	15:34:17.996	8		1:43.454	32.579	32.767	38.105	257.1	15:34:58.902
9		1:46.291	33.342	33.666	39.283	261.5	15:36:04.287	9		1:48.643 P	32.510	32.987	43.146	260.2	15:36:47.545
10		1:45.619	32.796	33.643	39.180	263.4	15:37:49.906	10		5:17.268	4:06.260	32.924	38.084		15:42:04.813
11		1:45.591	32.892	33.551	39.148	264.7	15:39:35.497	11		1:43.219	32.490	32.772	37.957	258.9	15:43:48.032
12		1:47.471	34.630	33.780	39.061	263.4	15:41:22.968	12		1:43.074	32.303	32.752	38.019	264.0	15:45:31.106
13		1:45.907	33.091	33.256	39.560	264.0	15:43:08.875	13		1:48.635 P	32.496	32.960	43.179	262.1	15:47:19.741
14		1:56.828 P	32.837	34.668	49.323	262.7	15:45:05.703	14		3:42.559	2:31.598	32.758	38.203		15:51:02.300
15		4:54.829	3:40.767	34.622	39.440		15:50:00.532	15		1:43.523	32.744	32.703	38.076	260.8	15:52:45.823
16		1:45.648	33.625	33.291	38.732	260.2	15:51:46.180	16		1:43.252	32.446	32.826	37.980	258.9	15:54:29.075
17		1:44.492	32.983	33.022	38.487	261.5	15:53:30.672	17		1:43.524	32.414	32.842	38.265	262.7	15:56:12.596
18		1:50.464	38.183	33.911	38.370	263.4	15:55:21.136	18		1:50.604 P	33.062	33.097	44.442	260.8	15:58:03.197
19		1:44.579	32.786	33.028	38.765	263.4	15:57:05.715	19		3:51.475	2:40.387	32.987	38.101		16:01:54.672
20		1:44.849	32.942	33.286	38.621	264.0	15:58:50.564	20		1:43.376	32.519	32.913	37.944	259.6	16:03:38.048
21		1:44.050	32.536	33.041	38.473	264.7	16:00:34.614	21		1:43.870	32.766	32.938	38.166	260.2	16:05:21.918
22		1:56.439 P	34.717	36.061	45.652	265.3	16:02:31.044	22		1:43.965	32.949	32.989	38.027	241.0	16:07:05.883
23		4:39.477	3:26.871	33.356	39.250		16:07:10.521	23		1:48.971 P	32.525	32.896	43.550	260.2	16:08:54.854
24		1:44.506	32.690	33.241	38.575	263.4	16:08:55.027								
25		1:53.556 P	32.558	34.440	46.558	262.7	16:10:48.583								

96

Yaroslav Veselaho

Ferrari 296 GT3 EVO

PRO

Thomas Neubauer

AF Corse

81

Norikazu Shibata

Ferrari 296 GT3

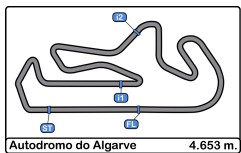
PROAM

Charles Fagg

Norik Racing

Lap	D	Time	Sector 1	Sector 2	Sector 3	T. Spd	Elapsed	Lap	D	Time	Sector 1	Sector 2	Sector 3	T. Spd	Elapsed
1		15:13:09.183	15:11:48.355	39.104	41.724		15:13:09.183	1		15:14:54.886	15:13:33.389	38.194	43.303		15:14:54.886
2		1:51.553	36.132	35.722	39.699	243.2	15:15:00.736	2		1:50.613	35.802	35.511	39.300	247.7	15:16:45.499
3		1:48.428	34.348	34.727	39.353	264.7	15:16:49.164	3		1:47.883	35.301	34.021	38.561	177.9	15:18:33.382
4		2:01.304	37.310	39.444	44.550	266.0	15:18:50.468	4		1:44.779	33.035	33.216	38.528	262.7	15:20:18.161
5		1:46.253	32.873	32.999	40.381	264.0	15:20:36.721	5		1:43.549	32.598	32.914	38.037	264.0	15:22:01.710
6		1:43.966	32.535	33.026	38.405	265.3	15:22:20.687	6		1:53.776	36.525	36.147	41.104	230.7	15:23:55.486
7		2:03.456 P	32.589	33.274	57.593	267.3	15:24:24.143	7		3:12.826 P	56.655	1:00.487	1:15.684	196.7	15:27:08.312
8		7:14.398	5:59.171	35.014	40.213		15:31:38.541	8		3:11.672	1:57.131	34.738	39.803		15:30:19.984
9		1:48.970	33.791	34.335	40.744	260.8	15:33:27.411	9		1:47.511	33.428	33.620	40.463	260.2	15:32:07.495
10		1:55.977	33.751	34.737	47.489	260.8	15:35:23.388	10		1:48.545	36.268	33.498	38.779	265.3	15:33:56.040
11		1:49.174	34.895	34.411	39.868	255.9	15:37:12.562	11		1:44.964	32.890	33.219	38.855	264.0	15:35:41.004
12		1:55.977	33.751	34.737	47.489	260.8	15:35:23.388	12		1:45.402	32.902	33.464	39.036	264.0	15:37:26.406
13		1:49.174	34.895	34.411	39.868	255.9	15:37:12.562	13		1:45.746	32.932	33.346	39.468	266.0	15:39:12.152
14		1:50.237	33.820	36.413	40.004	262.7	15:39:02.799	14		1:46.192	33.531	33.714	38.947	263.4	15:40:58.344
15		2:13.400 P	33.575	45.843	53.982	262.7	15:41:16.199	15		1:50.124 P	32.779	33.090	44.252	263.4	15:42:48.465
16		6:42.000 P	5:09.637	39.052	53.311		15:47:58.199	16		3:06.872 P	1:49.387	33.580	43.905		15:45:55.337
17								17		3:09.495 P	1:51.016	33.974	44.505		15:49:04.832
18								18		3:07.684 P	1:49.010	34.007	44.667		15:52:12.516
19								19		3:21.212 P	2:02.425	34.258	44.529		15:55:33.728
20								20		3:00.350	1:48.512	33.720	38.118		15:58:34.078
21								21		1:43.980	32.676	33.047	38.257	265.3	16:00:18.058
22								22		1:44.162	32.633	33.111	38.418	265.3	16:02:02.220
23								23		1:49.197 P	32.595	33.118	43.484	264.7	16:03:51.417
24								24		3:13.888 P	1:55.647	33.542	44.699		16:07:05.305





Autodromo Int. do Algarve
International GT Open
Free Practice - 2
Lap Analysis



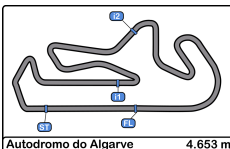
97 Charles Bateman Aston Martin AMR Vantage GT3 EVO **911** Pietro Armanni Porsche 911 GT3 R EVO (992)

PROAM Henrique Chaves							Blackthorn PRO Alex Fontana							ZRS Motorsport		
Lap	D	Time	Sector 1	Sector 2	Sector 3	T. Spd	Elapsed	Lap	D	Time	Sector 1	Sector 2	Sector 3	T. Spd	Elapsed	
1		15:23:39.355 P	15:22:18.563	35.180	45.612		15:23:39.355	1		15:12:24.612	15:11:12.519	33.619	38.474		15:12:24.612	
2		10:03.490	8:51.385	33.532	38.573		15:33:42.845	2		1:43.846	32.497	33.213	38.136	266.6	15:14:08.458	
3		1:49.552 P	32.743	33.094	43.715	262.7	15:35:32.397	3		1:44.214	32.798	33.207	38.209	265.3	15:15:52.672	
4		8:11.301	6:58.859	33.895	38.547		15:43:43.698	4		1:43.377	32.364	32.975	38.038	266.0	15:17:36.049	
5		1:42.042	31.971	32.493	37.578	264.0	15:45:25.740	5		1:43.841	32.391	33.179	38.271	266.6	15:19:19.890	
6		1:53.170 P	34.256	34.225	44.689	250.5	15:47:18.910	6		1:56.564 P	37.229	34.529	44.806	264.7	15:21:16.454	
7		3:16.943 P	1:54.121	36.344	46.478		15:50:35.853	7		3:27.166	1:54.122	33.186	59.858		15:24:43.620	
8		3:02.982	1:51.109	33.509	38.364		15:53:38.835	8		3:32.949 P	1:14.572	1:01.970	1:16.407	78.1	15:28:16.569	
9		1:49.661 P	33.087	33.151	43.423	264.0	15:55:28.496	9		2:07.842	55.668	33.402	38.772		15:30:24.411	
10		3:16.775 P	1:53.056	37.193	46.526		15:58:45.271	10		1:43.514	32.350	32.987	38.177	264.7	15:32:07.925	

777 Marcin Jedliński Ferrari 296 GT3 EVO

PROAM Karol Basz Olimp Racing															
Lap	D	Time	Sector 1	Sector 2	Sector 3	T. Spd	Elapsed	Lap	D	Time	Sector 1	Sector 2	Sector 3	T. Spd	Elapsed
1		15:13:19.082	15:12:04.754	34.722	39.606		15:13:19.082	11		1:45.145	34.099	32.974	38.072	269.3	15:33:53.070
2		1:47.692	33.480	33.507	40.705	263.4	15:15:06.774	12		1:43.862	32.289	32.813	38.760	266.6	15:35:36.932
3		1:47.244	33.693	33.927	39.591	256.5	15:16:53.985	13		1:44.382	33.057	33.163	38.162	266.0	15:37:21.314
4		1:46.226	33.216	33.675	39.335	264.0	15:18:40.211	14		1:43.228	32.382	32.803	38.043	266.0	15:39:04.542
5		1:46.551	33.362	33.453	39.736	264.0	15:20:26.762	15		1:49.140 P	32.395	33.204	43.541	265.3	15:40:53.682
6		1:45.076	32.970	33.288	38.818	266.0	15:22:11.838	16		3:01.035	1:49.175	33.553	38.307		15:43:54.717
7		2:00.433	32.941	33.161	54.331	266.0	15:24:12.271	17		1:51.313	32.674	32.916	45.723	264.0	15:45:46.030
8		3:29.144	1:13.529	1:01.383	1:14.232	79.8	15:27:41.415	18		1:42.900	32.501	32.820	37.579	262.7	15:47:28.930
9		2:18.295	1:02.281	34.712	41.302	79.7	15:29:59.710	19		1:42.919	32.230	32.740	37.949	266.6	15:49:11.849
10		1:47.117	34.128	33.806	39.183	258.9	15:31:46.827	20		1:42.824	32.326	32.816	37.682	264.0	15:50:54.673
11		1:45.464	33.076	33.235	39.153	263.4	15:33:32.291	21		1:51.673 P	34.849	33.117	43.707	264.7	15:52:46.346
12		1:53.083 P	33.040	33.368	46.675	264.7	15:35:25.374	22		3:04.392	1:52.287	33.340	38.765		15:55:50.738
13		2:59.135	1:47.972	32.984	38.179		15:38:24.509	23		1:50.066 P	33.225	32.936	43.905	264.0	15:57:40.804
14		1:42.824	32.459	32.607	37.755	266.0	15:40:07.330	24		3:04.785 P	1:48.016	32.914	43.855		16:00:45.589
15		1:43.782	32.524	33.103	38.155	266.6	15:41:51.112	25		3:10.336 P	1:48.641	37.696	43.999		16:03:55.925
16		1:42.794	32.264	32.614	37.916	265.3	15:43:33.906	26		2:59.294	1:47.978	33.240	38.076		16:06:55.219
17		1:42.580	32.123	32.522	37.935	267.9	15:45:16.486	27		1:48.612 P	32.383	32.868	43.361	264.0	16:08:43.831
18		1:42.559	32.174	32.606	37.779	267.3	15:46:59.045								
19		1:43.541	32.224	32.657	38.660	268.6	15:48:42.586								
20		1:43.497	32.541	32.589	38.367	264.0	15:50:26.083								
21		1:43.051	32.309	32.798	37.944	266.0	15:52:09.134								
22		1:49.800 P	32.630	33.731	43.439	266.6	15:53:58.934								
23		3:10.803 P	1:49.808	34.358	46.637		15:57:09.737								
24		3:03.864 P	1:47.838	33.100	42.923		16:00:13.598								
25		3:08.625 P	1:50.608	33.561	44.456		16:03:22.223								
26		3:08.482 P	1:49.393	33.165	45.924		16:06:30.705								



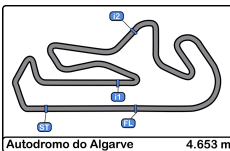


Autodromo Int. do Algarve
International GT Open
Free Practice - 2
Best Sectors Results



Sector - 1			Sector - 2			Sector - 3			Ideal Lap vs Best Lap		
Clas	Nº Driver	Time	Nº Driver	Time	Nº Driver	Time	Clas	Nº Driver	Ideal Lap	Best Lap	Clas
1	97 Bateman - Chaves	31.971	26 Blanchemain - Pla	32.447	97 Bateman - Chaves	37.578	1	97 Bateman - Chaves	1:42.042	1:49.661	26
2	26 Blanchemain - Pla	32.106	33 Meakin - Macdonald	32.468	911 Armanni - Fontana	37.579	2	26 Blanchemain - Pla	1:42.359	1:42.606	2
3	777 Jedliński - Basz	32.123	97 Bateman - Chaves	32.493	28 Ramírez - Baumann	37.610	3	777 Jedliński - Basz	1:42.400	1:42.559	1
4	28 Ramírez - Baumann	32.150	777 Jedliński - Basz	32.522	71 Mansell - Götz	37.745	4	33 Meakin - Macdonald	1:42.497	1:42.888	7
5	71 Mansell - Götz	32.173	17 Emson - Lebbon	32.594	777 Jedliński - Basz	37.755	5	28 Ramírez - Baumann	1:42.536	1:42.647	3
6	11 Schwarzer - Fach	32.194	25 Letlaka - Jefferies	32.649	25 Letlaka - Jefferies	37.757	6	911 Armanni - Fontana	1:42.549	1:42.824	6
7	33 Meakin - Macdonald	32.207	11 Schwarzer - Fach	32.650	26 Blanchemain - Pla	37.806	7	71 Mansell - Götz	1:42.632	1:42.764	5
8	911 Armanni - Fontana	32.230	5 Jedliński - Korzeniowski	32.666	33 Meakin - Macdonald	37.822	8	25 Letlaka - Jefferies	1:42.663	1:42.747	4
9	25 Letlaka - Jefferies	32.257	88 Kell - Kell	32.703	54 Müller - Mettler	37.843	9	11 Schwarzer - Fach	1:42.843	1:43.140	11
10	18 Sager - Engelhart	32.262	71 Mansell - Götz	32.714	88 Kell - Kell	37.880	10	88 Kell - Kell	1:42.886	1:43.074	9
11	88 Kell - Kell	32.303	18 Sager - Engelhart	32.718	17 Emson - Lebbon	37.913	11	17 Emson - Lebbon	1:42.904	1:42.944	8
12	51 Durán - Mosca	32.315	911 Armanni - Fontana	32.740	51 Durán - Mosca	37.996	12	18 Sager - Engelhart	1:43.061	1:43.246	12
13	54 Müller - Mettler	32.324	28 Ramírez - Baumann	32.776	11 Schwarzer - Fach	37.999	13	5 Jedliński - Korzeniowski	1:43.083	1:43.083	10
14	5 Jedliński - Korzeniowski	32.357	51 Durán - Mosca	32.781	55 De Meeus - Abril	38.001	14	51 Durán - Mosca	1:43.092	1:43.361	14
15	55 De Meeus - Abril	32.358	55 De Meeus - Abril	32.879	96 Veselaho - Neubauer	38.037	15	54 Müller - Mettler	1:43.186	1:43.346	13
16	6 Lewandowski - Lewandowski	32.376	75 Salaquarda - Milota	32.905	5 Jedliński - Korzeniowski	38.060	16	55 De Meeus - Abril	1:43.238	1:43.632	16
17	17 Emson - Lebbon	32.397	96 Veselaho - Neubauer	32.914	18 Sager - Engelhart	38.081	17	75 Salaquarda - Milota	1:43.521	1:43.755	18
18	75 Salaquarda - Milota	32.400	24 Borodin - Webb	32.930	16 Hahn - Osman	38.132	18	96 Veselaho - Neubauer	1:43.546	1:43.549	15
19	24 Borodin - Webb	32.484	6 Lewandowski - Lewandowski	32.935	24 Borodin - Webb	38.204	19	6 Lewandowski - Lewandowski	1:43.596	1:43.859	19
20	16 Hahn - Osman	32.498	81 Shibata - Fagg	32.999	75 Salaquarda - Milota	38.216	20	24 Borodin - Webb	1:43.618	1:43.966	21
21	81 Shibata - Fagg	32.535	54 Müller - Mettler	33.019	6 Lewandowski - Lewandowski	38.285	21	16 Hahn - Osman	1:43.723	1:43.723	17
22	79 Seweryn Mazur	32.536	79 Seweryn Mazur	33.022	79 Seweryn Mazur	38.370	22	79 Seweryn Mazur	1:43.928	1:44.050	22
23	96 Veselaho - Neubauer	32.595	12 Joel Monegro Reyes	33.074	81 Shibata - Fagg	38.405	23	81 Shibata - Fagg	1:43.939	1:43.966	20
24	12 Joel Monegro Reyes	32.616	16 Hahn - Osman	33.093	12 Joel Monegro Reyes	38.517	24	12 Joel Monegro Reyes	1:44.207	1:44.231	23
25	14 Piotr Wira	32.783	14 Piotr Wira	33.386	14 Piotr Wira	38.610	25	14 Piotr Wira	1:44.779	1:45.197	24
26	77 Alfredo Hernández	33.657	77 Alfredo Hernández	33.851	77 Alfredo Hernández	39.490	26	77 Alfredo Hernández	1:46.998	1:47.232	25





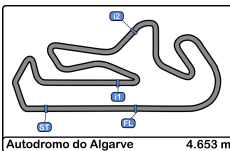
Autodromo Int. do Algarve
International GT Open
Free Practice - 2
Best 5 Lap Times



Autodromo do Algarve 4.653 m.

Cl	N° Entrant/Team	Nat	Driver 1	Nat	Driver 2	Nat	Vehicle	Cat	Cl	Best 1		Best 2		Best 3		Best 4		Best 5	
										Time	Lap	Time	Lap	Time	Lap	Time	Lap	Time	Lap
1	777 Olimp Racing	POL	Marcin Jedliński	POL	Karol Basz	POL	Ferrari 296 GT3 EVO	PROAM	1	1:42.559	18	1:42.580	17	1:42.794	16	1:43.051	21	1:43.497	20
2	26 Saintéloc Racing	FRA	Michaël Blanchemain	FRA	Jim Pla	FRA	Audi R8 LMS GT3 Evo II	PROAM	2	1:42.606	20	1:43.085	22	1:43.205	24	1:43.413	25	1:44.221	15
3	28 Team Motopark	DEU	Marcelo Ramírez	MEX	Dominik Baumann	AUT	Mercedes AMG GT3 EVO	PRO	1	1:42.647	4	1:42.802	3	1:42.937	23	1:43.012	27	1:43.249	24
4	25 Into Africa Racing by Dragon Racing Intl.	USA	Xolile Letlaka	ZAF	Axcil Jefferies	ZNE	Ferrari 296 GT3	PROAM	3	1:42.747	5	1:42.905	28	1:43.069	3	1:43.684	27	1:45.997	20
5	71 Team Motopark	DEU	Christian Mansell	AUS	Maximilian Götz	DEU	Mercedes AMG GT3 EVO	PRO	2	1:42.764	6	1:43.015	7	1:43.137	25	1:43.339	27	1:43.376	28
6	911 ZRS Motorsport	ITA	Pietro Armanni	ITA	Alex Fontana	CHE	Porsche 911 GT3 R EVO (992)	PRO	3	1:42.824	20	1:42.900	18	1:42.919	19	1:43.228	14	1:43.377	4
7	33 Greystone GT	GBR	Zac Meakin	GBR	Dean Macdonald	GBR	McLaren 720s GT3 Evo	PRO	4	1:42.888	16	1:43.396	12	1:43.433	9	1:43.763	14	1:43.857	6
8	17 Elite Motorsport with Entire Race Engineering	GBR	Tom Emson	GBR	Tom Lebbon	GBR	Ferrari 296 GT3 EVO	PRO	5	1:42.944	15	1:43.120	14	1:43.400	11	1:43.919	22	1:44.032	21
9	88 Track Focused	GBR	Darren Kell	GBR	James Kell	GBR	McLaren 720 Evo GT3	PROAM	4	1:43.074	12	1:43.219	11	1:43.339	2	1:43.419	3	1:43.454	4
10	5 Olimp Racing	POL	Stanislaw Jedliński	POL	Krystian Korzeniowski	POL	Ferrari 296 GT3	AM	1	1:43.083	13	1:44.026	20	1:44.615	19	1:45.560	11	1:49.590	14
11	11 Fach Auto Tech	CHE	Alexander Schwarzer	MEX	Alexander Fach	CHE	Porsche 911 GT3 R EVO (992)	PROAM	5	1:43.140	6	1:43.322	27	1:43.369	25	1:43.527	24	1:43.624	22
12	18 Dinamic GT	ITA	Philipp Sager	AUT	Christian Engelhart	DEU	Porsche 911 GT3 R EVO (992)	PROAM	6	1:43.246	27	1:43.473	2	1:43.538	24	1:43.965	4	1:44.756	26
13	54 CBRX by SPS	DEU	Dexter Müller	CHE	Yannick Mettler	CHE	Mercedes AMG GT3 EVO	PROAM	7	1:43.346	15	1:43.372	16	1:43.545	5	1:43.567	3	1:43.611	4
14	51 AF Corse	ITA	Rafael Durán	ESP	Tommaso Mosca	ITA	Ferrari 296 GT3 EVO	PRO	6	1:43.361	19	1:43.372	18	1:43.405	21	1:43.989	17	1:44.559	12
15	96 AF Corse	ITA	Yaroslav Veselaho	URU	Thomas Neubauer	ITA	Ferrari 296 GT3 EVO	PRO	7	1:43.549	5	1:44.779	4	1:44.964	11	1:45.402	12	1:45.746	13
16	55 AF Corse	ITA	Laurent De Meeus	BEL	Vincent Abril	FRA	Ferrari 296 GT3 EVO	PROAM	8	1:43.632	14	1:43.740	17	1:43.821	11	1:44.210	6	1:45.244	10
17	16 AF Corse	ITA	Marcelo Hahn	BRA	Galid Osman	BRA	Ferrari 296 GT3	AM	2	1:43.723	11	1:45.428	20	1:45.835	15	1:46.607	10	1:46.937	17
18	75 Team ISR	CZE	Filip Salaquarda	CZE	Libor Milota	CZE	Audi R8 LMS GT3 Evo II	PROAM	9	1:43.755	18	1:43.761	14	1:43.890	17	1:44.282	9	1:44.408	13
19	6 Baron Motorsport Team	AUT	Andrzej Lewandowski	POL	Adrian Lewandowski	POL	Ferrari 296 GT3	AM	3	1:43.859	17	1:44.323	13	1:44.392	27	1:44.405	21	1:44.433	11
20	24 Greystone GT	GBR	Andrey Borodin	IND	Oliver Webb	GBR	McLaren 720s GT3 Evo	PROAM	10	1:43.966	10	1:44.195	4	1:44.629	5	1:45.426	2	1:50.425	12
21	81 Norik Racing	JPN	Norikazu Shibata	JPN	Charles Fagg	GBR	Ferrari 296 GT3	PROAM	11	1:43.966	6	1:46.253	5	1:48.428	3	1:49.174	11	1:51.553	2
22	79 Sendom Racing Team	POL	Seweryn Mazur	POL			Lamborghini Huracan Evo 2	AM	4	1:44.050	21	1:44.492	17	1:44.506	24	1:44.579	19	1:44.849	20
23	12 Fach Auto Tech	CHE	Joel Monegro Reyes	DOM			Porsche 911 GT3 R EVO (992)	AM	5	1:44.231	14	1:44.411	12	1:44.567	11	1:44.923	19	1:44.953	5
24	14 Good Speed Racing Team	POL	Piotr Wira	POL			Aston Martin AMR Vantage GT3	AM	6	1:45.197	5	1:45.276	7	1:45.536	19	1:45.544	17	1:45.697	10
25	77 Grupo Prom Racing Team	DEU	Alfredo Hernández	MEX			Mercedes AMG GT3 EVO	AM	7	1:47.232	6	1:47.670	13	1:48.129	14	1:48.264	3	1:48.470	12
26	97 Blackthorn	GBR	Charles Bateman	PRT	Henrique Chaves	PRT	Aston Martin AMR Vantage GT3	PROAM	12	1:49.661	9	1:53.170	6	3:02.982	8	3:16.775	10	8:11.301	4



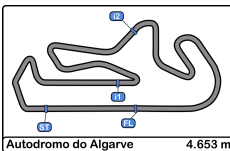


Autodromo Int. do Algarve
International GT Open
Free Practice - 2
Best 5 Top Speeds



Cl	N° Entrant/Team	Nat	Driver 1	Nat	Driver 2	Nat	Vehicle	Cat	Cl	Top 1		Top 2		Top 3		Top 4		Top 5		Avg
										Km/h	Lap	Km/h	Lap	Km/h	Lap	Km/h	Lap	Km/h	Lap	
1	28 Team Motopark	DEU	Marcelo Ramírez	MEX	Dominik Baumann	DEU	Mercedes AMG GT3 EVO	PRO	1	271.3	25	270.6	24	270.0	4	270.0	5	270.0	7	270.4
2	71 Team Motopark	DEU	Christian Mansell	AUS	Maximilian Götz	DEU	Mercedes AMG GT3 EVO	PRO	2	270.0	8	270.0	26	269.3	7	269.3	20	269.3	21	269.5
3	26 Saintéloc Racing	FRA	Michaël Blanchemain	FRA	Jim Pla	FRA	Audi R8 LMS GT3 Evo II	PROAM	1	269.3	24	269.3	25	268.6	3	268.6	5	268.6	8	268.9
4	51 AF Corse	ITA	Rafael Durán	ESP	Tommaso Mosca	ITA	Ferrari 296 GT3 EVO	PRO	3	269.3	19	269.3	20	268.6	21	267.9	7	267.9	17	268.6
5	911 ZRS Motorsport	ITA	Pietro Armanni	ITA	Alex Fontana	CHE	Porsche 911 GT3 R EVO (992)	PRO	4	269.3	11	266.6	2	266.6	5	266.6	12	266.6	19	267.1
6	6 Baron Motorsport Team	AUT	Andrzej Lewandowski	POL	Adrian Lewandowski	POL	Ferrari 296 GT3	AM	1	268.6	6	267.3	7	267.3	14	266.6	4	266.6	13	267.3
7	18 Dinamic GT	ITA	Philipp Sager	AUT	Christian Engelhart	DEU	Porsche 911 GT3 R EVO (992)	PROAM	2	268.6	3	267.3	22	266.6	21	266.0	2	266.0	5	266.9
8	777 Olimp Racing	POL	Marcin Jedliński	POL	Karol Basz	POL	Ferrari 296 GT3 EVO	PROAM	3	268.6	19	267.9	17	267.3	18	266.6	15	266.6	22	267.4
9	54 CBRX by SPS	DEU	Dexter Müller	CHE	Yannick Mettler	CHE	Mercedes AMG GT3 EVO	PROAM	4	267.9	3	267.9	6	267.9	7	267.9	13	267.3	5	267.8
10	55 AF Corse	ITA	Laurent De Meeus	BEL	Vincent Abril	FRA	Ferrari 296 GT3 EVO	PROAM	5	267.9	13	267.3	7	267.3	10	267.3	12	267.3	14	267.4
11	75 Team ISR	CZE	Filip Salaquarda	CZE	Libor Milota	CZE	Audi R8 LMS GT3 Evo II	PROAM	6	267.9	9	267.9	15	267.9	17	267.9	18	267.9	19	267.9
12	25 Into Africa Racing by Dragon Racing Intl.	UAE	Xolile Letlaka	ZAF	Axcil Jefferies	ZAF	Ferrari 296 GT3	PROAM	7	267.3	5	267.3	24	267.3	27	266.6	23	266.6	28	267.0
13	33 Greystone GT	GBR	Zac Meakin	GBR	Dean Macdonald	GBR	McLaren 720s GT3 Evo	PRO	5	267.3	13	267.3	14	267.3	16	266.6	10	266.6	15	267.0
14	81 Norik Racing	JPN	Norikazu Shibata	JPN	Charles Fagg	GBR	Ferrari 296 GT3	PROAM	8	267.3	7	266.0	4	265.3	6	264.7	3	264.0	5	265.4
15	5 Olimp Racing	POL	Stanislaw Jedliński	POL	Krystian Korzeniowski	POL	Ferrari 296 GT3	AM	2	266.6	14	266.0	11	266.0	19	264.7	20	264.0	12	265.4
16	12 Fach Auto Tech	CHE	Joel Monegro Reyes	DOM	Alexander Fach	CHE	Porsche 911 GT3 R EVO (992)	AM	3	266.6	13	265.3	5	265.3	8	265.3	12	265.3	14	265.6
17	11 Fach Auto Tech	CHE	Alexander Schwarzer	MEX	Thomas Neubauer	FRA	Ferrari 296 GT3 EVO	PRO	6	266.0	13	265.3	10	265.3	21	265.3	22	264.7	23	265.3
18	96 AF Corse	ITA	Yaroslav Veselaho	GBR	Oliver Webb	GBR	McLaren 720s GT3 Evo	PROAM	10	265.3	12	264.0	3	264.0	4	264.0	5	264.0	11	264.3
19	24 Greystone GT	GBR	Andrey Borodin	POL	Seweryn Mazur	POL	Lamborghini Huracan Evo 2	AM	4	265.3	22	264.7	11	264.7	21	264.0	13	264.0	20	264.5
20	79 Sendom Racing Team	POL	Piotr Wira	POL	Aston Martin AMR Vantage GT3	AM	5	264.7	4	264.7	5	264.0	3	264.0	6	264.0	18	264.3		264.3
21	14 Good Speed Racing Team	POL	Piotr Wira	POL	Aston Martin AMR Vantage GT3	AM	5	264.7	4	264.7	5	264.0	3	264.0	6	264.0	18	264.3		264.3
22	17 Elite Motorsport with Entire Race Engineering	GBR	Tom Emson	GBR	Tom Lebbon	GBR	Ferrari 296 GT3 EVO	PRO	7	264.7	11	264.7	12	264.7	24	264.0	9	264.0	15	264.4
23	16 AF Corse	ITA	Marcelo Hahn	BRA	Galid Osman	BRA	Ferrari 296 GT3	AM	6	264.0	12	262.1	5	261.5	8	261.5	11	260.8	15	262.0
24	77 Grupo Prom Racing Team	DEU	Alfredo Hernández	MEX	James Kell	GBR	Mercedes AMG GT3 EVO	AM	7	264.0	4	263.4	6	263.4	7	263.4	14	262.7	5	263.4
25	88 Track Focused	GBR	Darren Kell	GBR	James Kell	GBR	McLaren 720 Evo GT3	PROAM	11	264.0	12	262.7	17	262.1	13	261.5	4	260.8	3	262.2
26	97 Blackthorn	GBR	Charles Bateman	PRT	Henrique Chaves	PRT	Aston Martin AMR Vantage GT3	PROAM	12	264.0	5	264.0	9	262.7	3	250.5	6			260.3



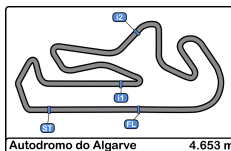


Autodromo Int. do Algarve
International GT Open
Free Practice - 2
Fastest Laps Sequence



Lap	Time of Day	Session Time	Nº Entrant/Team	Nat	Driver 1	Nat	Driver 2	Nat	Vehicle	Cat	Time	Km/h
2	15:13:39.741	3:39.741	88 Track Focused	GBR	Darren Kell	GBR	James Kell	GBR	McLaren 720 Evo GT3	PROAM	1:43.339	162.0
3	15:15:50.515	5:50.515	25 Into Africa Racing by Dragon Racing Intl.	ZWE	Xolile Letlaka	ZAF	Axcil Jefferies	ZWE	Ferrari 296 GT3	PROAM	1:43.069	162.5
3	15:16:05.551	6:05.551	28 Team Motopark	DEU	Marcelo Ramírez	MEX	Dominik Baumann	AUT	Mercedes AMG GT3 EVO	PRO	1:42.802	162.9
4	15:17:48.198	7:48.198	28 Team Motopark	DEU	Marcelo Ramírez	MEX	Dominik Baumann	AUT	Mercedes AMG GT3 EVO	PRO	1:42.647	163.1
17	15:45:16.486	35:16.486	777 Olimp Racing	POL	Marcin Jedliński	POL	Karol Basz	POL	Ferrari 296 GT3 EVO	PROAM	1:42.580	163.2
18	15:46:59.045	36:59.045	777 Olimp Racing	POL	Marcin Jedliński	POL	Karol Basz	POL	Ferrari 296 GT3 EVO	PROAM	1:42.559	163.3





Autodromo Int. do Algarve
International GT Open
Free Practice - 2
Pit Stop Analysis



5 Stanislaw Jedliński Ferrari 296 GT3
 AM Krystian Korzeniowski Olimp Racing

Nº	In Day Time	In Time	Out Time	Pit Time	T. Pit Time	Handicap	Diff.
1	15:31:12.622	15:31:12.622	15:34:36.011	3:23.389	3:23.389		
2	15:43:20.537	15:43:20.537	15:56:28.650	13:08.113	16:31.502		
3	16:01:43.345	16:01:43.345	16:06:23.358	4:40.013	21:11.515		

6 Andrzej Lewandowski Ferrari 296 GT3
 AM Adrian Lewandowski Baron Motorsport Team

Nº	In Day Time	In Time	Out Time	Pit Time	T. Pit Time	Handicap	Diff.
1	15:24:16.224	15:24:16.224	15:25:52.446	1:36.222	1:36.222		
2	15:41:17.340	15:41:17.340	15:46:23.828	5:06.488	6:42.710		
3	15:58:38.211	15:58:38.211	16:00:15.020	1:36.809	8:19.519		

11 Alexander Schwarzer Porsche 911 GT3 R EVO (992)
 PROAM Alexander Fach Fach Auto Tech

Nº	In Day Time	In Time	Out Time	Pit Time	T. Pit Time	Handicap	Diff.
1	15:17:04.619	15:17:04.619	15:18:42.853	1:38.234	1:38.234		
2	15:23:53.715	15:23:53.715	15:25:49.823	1:56.108	3:34.342		
3	15:33:56.524	15:33:56.524	15:35:42.956	1:46.432	5:20.774		
4	15:48:03.436	15:48:03.436	15:49:23.886	1:20.450	6:41.224		

12 Joel Monegro Reyes Porsche 911 GT3 R EVO (992)
 AM Fach Auto Tech

Nº	In Day Time	In Time	Out Time	Pit Time	T. Pit Time	Handicap	Diff.
1	15:24:28.110	15:24:28.110	15:29:11.858	4:43.748	4:43.748		
2	15:41:29.070	15:41:29.070	15:46:08.860	4:39.790	9:23.538		
3	15:54:54.764	15:54:54.764	15:56:15.460	1:20.696	10:44.234		

14 Piotr Wira Aston Martin AMR Vantage GT3 EVO
 AM Good Speed Racing Team

Nº	In Day Time	In Time	Out Time	Pit Time	T. Pit Time	Handicap	Diff.
1	15:24:56.643	15:24:56.643	15:34:05.827	9:09.184	9:09.184		
2	15:44:54.111	15:44:54.111	15:57:34.782	12:40.671	21:49.855		

16 Marcelo Hahn Ferrari 296 GT3
 AM Galid Osman AF Corse

Nº	In Day Time	In Time	Out Time	Pit Time	T. Pit Time	Handicap	Diff.
1	15:32:13.393	15:32:13.393	15:36:09.036	3:55.643	3:55.643		
2	15:43:24.564	15:43:24.564	15:55:51.704	12:27.140	16:22.783		

17 Tom Emson Ferrari 296 GT3 EVO
 PRO Tom Lebbon Elite Motorsport with Entire Race Engine

Nº	In Day Time	In Time	Out Time	Pit Time	T. Pit Time	Handicap	Diff.
1	15:28:39.415	15:28:39.415	15:29:59.985	1:20.570	1:20.570		
2	15:40:33.022	15:40:33.022	15:42:38.027	2:05.005	3:25.575		
3	15:49:31.360	15:49:31.360	15:50:55.535	1:24.175	4:49.750		

18 Philipp Sager Porsche 911 GT3 R EVO (992)
 PROAM Christian Engelhart Dinamic GT

Nº	In Day Time	In Time	Out Time	Pit Time	T. Pit Time	Handicap	Diff.
1	15:19:26.982	15:19:26.982	15:21:10.706	1:43.724	1:43.724		
2	15:28:43.658	15:28:43.658	15:30:13.919	1:30.261	3:13.985		
3	15:31:59.341	15:31:59.341	15:33:21.846	1:22.505	4:36.490		
4	15:45:57.270	15:45:57.270	15:47:17.992	1:20.722	5:57.212		
5	15:49:09.433	15:49:09.433	15:50:30.113	1:20.680	7:17.892		
6	15:52:14.492	15:52:14.492	15:53:42.179	1:27.687	8:45.579		
7	16:00:49.052	16:00:49.052	16:02:09.308	1:20.256	10:05.835		

24 Andrey Borodin McLaren 720s GT3 Evo
 PROAM Oliver Webb Greystone GT

Nº	In Day Time	In Time	Out Time	Pit Time	T. Pit Time	Handicap	Diff.
1	15:20:51.792	15:20:51.792	15:23:15.699	2:23.907	2:23.907		
2	15:35:52.539	15:35:52.539	15:37:15.765	1:23.226	3:47.133		
3	15:38:59.575	15:38:59.575	15:40:24.228	1:24.653	5:11.786		

25 Xolile Letlaka Ferrari 296 GT3
 PROAM Axcil Jefferies Into Africa Racing by Dragon Racing Intl.

Nº	In Day Time	In Time	Out Time	Pit Time	T. Pit Time	Handicap	Diff.
1	15:21:03.555	15:21:03.555	15:23:31.059	2:27.504	2:27.504		
2	15:52:39.479	15:52:39.479	15:54:16.939	1:37.460	4:04.964		
3	15:59:29.760	15:59:29.760	16:00:49.913	1:20.153	5:25.117		

26 Michaël Blanchemain Audi R8 LMS GT3 Evo II
 PROAM Jim Pla Saintéloc Racing

Nº	In Day Time	In Time	Out Time	Pit Time	T. Pit Time	Handicap	Diff.
1	15:24:11.168	15:24:11.168	15:26:12.101	2:00.933	2:00.933		
2	15:44:55.755	15:44:55.755	15:47:47.225	2:51.470	4:52.403		
3	16:01:36.309	16:01:36.309	16:02:57.018	1:20.709	6:13.112		

28 Marcelo Ramírez Mercedes AMG GT3 EVO
 PRO Dominik Baumann Team Motopark

Nº	In Day Time	In Time	Out Time	Pit Time	T. Pit Time	Handicap	Diff.
1	15:23:00.623	15:23:00.623	15:24:21.173	1:20.550	1:20.550		
2	15:27:29.949	15:27:29.949	15:28:45.033	1:15.084	2:35.634		
3	15:49:44.299	15:49:44.299	15:51:04.841	1:20.542	3:56.176		
4	15:59:47.931	15:59:47.931	16:01:08.464	1:20.533	5:16.709		

33 Zac Meakin McLaren 720s GT3 Evo
 PRO Dean Macdonald Greystone GT

Nº	In Day Time	In Time	Out Time	Pit Time	T. Pit Time	Handicap	Diff.
1	15:19:11.608	15:19:11.608	15:26:18.307	7:06.699	7:06.699		
2	15:37:39.563	15:37:39.563	15:40:39.151	2:59.588	10:06.287		
3	15:52:45.326	15:52:45.326	15:54:25.393	1:40.067	11:46.354		
4	15:56:09.749	15:56:09.749	15:57:30.400	1:20.651	13:07.005		
5	15:59:13.836	15:59:13.836	16:00:34.753	1:20.917	14:27.922		
6	16:02:19.741	16:02:19.741	16:03:40.551	1:20.810	15:48.732		

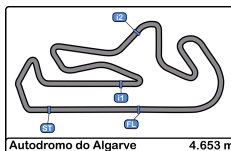
51 Rafael Durán Ferrari 296 GT3 EVO
 PRO Tommaso Mosca AF Corse

Nº	In Day Time	In Time	Out Time	Pit Time	T. Pit Time	Handicap	Diff.
1	15:38:09.216	15:38:09.216	15:39:35.538	1:26.322	1:26.322		
2	15:53:48.316	15:53:48.316	15:55:08.098	1:19.782	2:46.104		
3	16:02:23.894	16:02:23.894	16:03:47.586	1:23.692	4:09.796		

54 Dexter Müller Mercedes AMG GT3 EVO
 PROAM Yannick Mettler CBRX by SPS

Nº	In Day Time	In Time	Out Time	Pit Time	T. Pit Time	Handicap	Diff.
1	15:25:37.508	15:25:37.508	15:29:04.154	3:26.646	3:26.646		
2	15:39:39.038	15:39:39.038	15:41:43.210	2:04.172	5:30.818		
3	15:50:25.236	15:50:25.236	15:51:47.962	1:22.726	6:53.544		





Autodromo Int. do Algarve
International GT Open
Free Practice - 2
Pit Stop Analysis



55 Laurent De Meeus Ferrari 296 GT3 EVO

PROAM Vincent Abril AF Corse

Nº	In Day Time	In Time	Out Time	Pit Time	T. Pit Time	Handicap	Diff.
1	15:18:33.070	15:18:33.070	15:20:05.448	1:32.378	1:32.378		
2	15:29:21.271	15:29:21.271	15:30:18.501	57.230	2:29.608		
3	15:47:40.279	15:47:40.279	15:53:46.813	6:06.534	8:36.142		
4	15:55:41.140	15:55:41.140	15:57:03.799	1:22.659	9:58.801		
5	15:58:49.408	15:58:49.408	16:00:10.078	1:20.670	11:19.471		
6	16:02:03.829	16:02:03.829	16:03:27.955	1:24.126	12:43.597		

71 Christian Mansell Mercedes AMG GT3 EVO

PRO Maximilian Götz Team Motopark

Nº	In Day Time	In Time	Out Time	Pit Time	T. Pit Time	Handicap	Diff.
1	15:32:58.381	15:32:58.381	15:34:19.300	1:20.919	1:20.919		
2	15:53:24.870	15:53:24.870	15:54:45.242	1:20.372	2:41.291		

75 Filip Salaquarda Audi R8 LMS GT3 Evo II

PROAM Libor Milota Team ISR

Nº	In Day Time	In Time	Out Time	Pit Time	T. Pit Time	Handicap	Diff.
1	15:35:37.417	15:35:37.417	15:36:59.499	1:22.082	1:22.082		
2	15:52:51.037	15:52:51.037	15:54:22.164	1:31.127	2:53.209		
3	16:03:15.075	16:03:15.075	16:04:31.158	1:16.083	4:09.292		

77 Alfredo Hernández Mercedes AMG GT3 EVO

AM Grupo Prom Racing Team

Nº	In Day Time	In Time	Out Time	Pit Time	T. Pit Time	Handicap	Diff.
1	15:29:03.494	15:29:03.494	15:30:08.836	1:05.342	1:05.342		

79 Seweryn Mazur Lamborghini Huracan Evo 2

AM Sendom Racing Team

Nº	In Day Time	In Time	Out Time	Pit Time	T. Pit Time	Handicap	Diff.
1	15:20:46.230	15:20:46.230	15:26:35.085	5:48.855	5:48.855		
2	15:29:11.049	15:29:11.049	15:30:36.118	1:25.069	7:13.924		
3	15:45:01.608	15:45:01.608	15:48:11.453	3:09.845	10:23.769		
4	16:02:26.918	16:02:26.918	16:04:08.065	1:41.147	12:04.916		

81 Norikazu Shibata Ferrari 296 GT3

PROAM Charles Fagg Norik Racing

Nº	In Day Time	In Time	Out Time	Pit Time	T. Pit Time	Handicap	Diff.
1	15:24:19.978	15:24:19.978	15:29:45.115	5:25.137	5:25.137		
2	15:41:11.965	15:41:11.965	15:45:47.846	4:35.881	10:01.018		

88 Darren Kell McLaren 720 Evo GT3

PROAM James Kell Track Focused

Nº	In Day Time	In Time	Out Time	Pit Time	T. Pit Time	Handicap	Diff.
1	15:18:52.006	15:18:52.006	15:29:48.065	10:56.059	10:56.059		
2	15:36:43.382	15:36:43.382	15:40:22.633	3:39.251	14:35.310		
3	15:47:15.623	15:47:15.623	15:49:20.258	2:04.635	16:39.945		
4	15:57:59.038	15:57:59.038	16:00:11.829	2:12.791	18:52.736		

96 Yaroslav Veselaho Ferrari 296 GT3 EVO

PRO Thomas Neubauer AF Corse

Nº	In Day Time	In Time	Out Time	Pit Time	T. Pit Time	Handicap	Diff.
1	15:27:04.143	15:27:04.143	15:28:25.306	1:21.163	1:21.163		
2	15:42:44.327	15:42:44.327	15:44:05.856	1:21.529	2:42.692		
3	15:45:51.195	15:45:51.195	15:47:12.094	1:20.899	4:03.591		
4	15:49:00.669	15:49:00.669	15:50:22.280	1:21.611	5:25.202		
5	15:52:08.317	15:52:08.317	15:53:38.087	1:29.770	6:54.972		
6	15:55:29.595	15:55:29.595	15:56:51.108	1:21.513	8:16.485		
7	16:03:47.280	16:03:47.280	16:05:14.542	1:27.262	9:43.747		

97 Charles Bateman Aston Martin AMR Vantage GT3 EVO

PROAM Henrique Chaves Blackthorn

Nº	In Day Time	In Time	Out Time	Pit Time	T. Pit Time	Handicap	Diff.
1	15:23:35.162	15:23:35.162	15:31:59.025	8:23.863	8:23.863		
2	15:35:28.198	15:35:28.198	15:41:59.085	6:30.887	14:54.750		
3	15:47:14.717	15:47:14.717	15:48:38.030	1:23.313	16:18.063		
4	15:50:31.652	15:50:31.652	15:51:55.288	1:23.636	17:41.699		
5	15:55:24.303	15:55:24.303	15:56:48.275	1:23.972	19:05.671		

777 Marcin Jedliński Ferrari 296 GT3 EVO

PROAM Karol Basz Olimp Racing

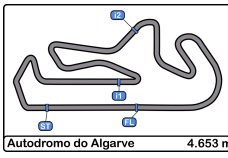
Nº	In Day Time	In Time	Out Time	Pit Time	T. Pit Time	Handicap	Diff.
1	15:35:21.234	15:35:21.234	15:36:41.840	1:20.606	1:20.606		
2	15:53:54.813	15:53:54.813	15:55:15.779	1:20.966	2:41.572		
3	15:57:05.614	15:57:05.614	15:58:26.621	1:21.007	4:02.579		
4	16:00:09.422	16:00:09.422	16:01:30.340	1:20.918	5:23.497		
5	16:03:18.053	16:03:18.053	16:04:38.593	1:20.540	6:44.037		

911 Pietro Armani Porsche 911 GT3 R EVO (992)

PRO Alex Fontana ZRS Motorsport

Nº	In Day Time	In Time	Out Time	Pit Time	T. Pit Time	Handicap	Diff.
1	15:21:11.034	15:21:11.034	15:22:40.138	1:29.104	1:29.104		
2	15:28:12.100	15:28:12.100	15:28:41.394	29.294	1:58.398		
3	15:40:49.382	15:40:49.382	15:42:11.047	1:21.665	3:20.063		
4	15:52:42.128	15:52:42.128	15:54:07.030	1:24.902	4:44.965		
5	15:57:36.549	15:57:36.549	15:58:57.705	1:21.156	6:06.121		
6	16:00:41.365	16:00:41.365	16:02:02.610	1:21.245	7:27.366		
7	16:03:51.673	16:03:51.673	16:05:12.950	1:21.277	8:48.643		

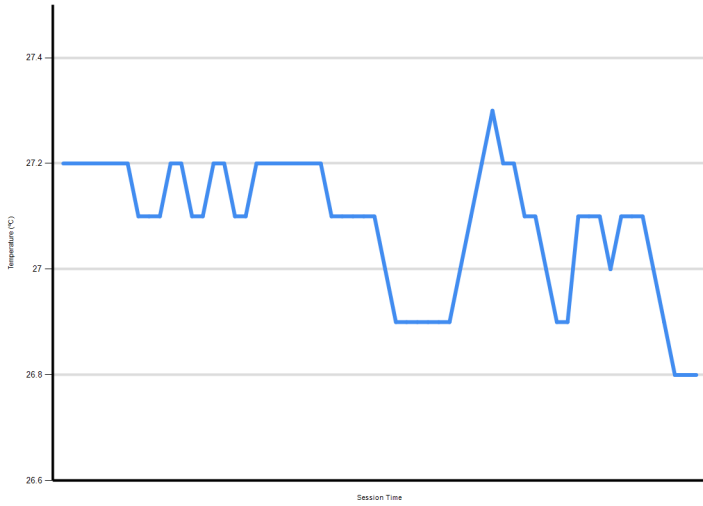




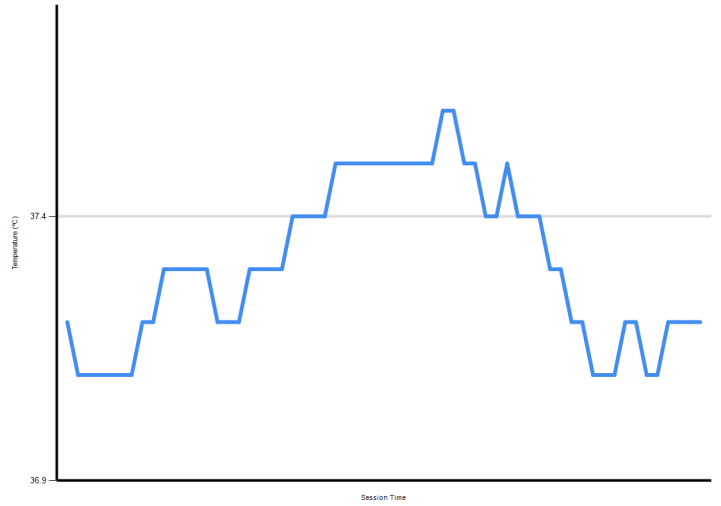
Autodromo Int. do Algarve International GT Open Free Practice - 2 Weather Report



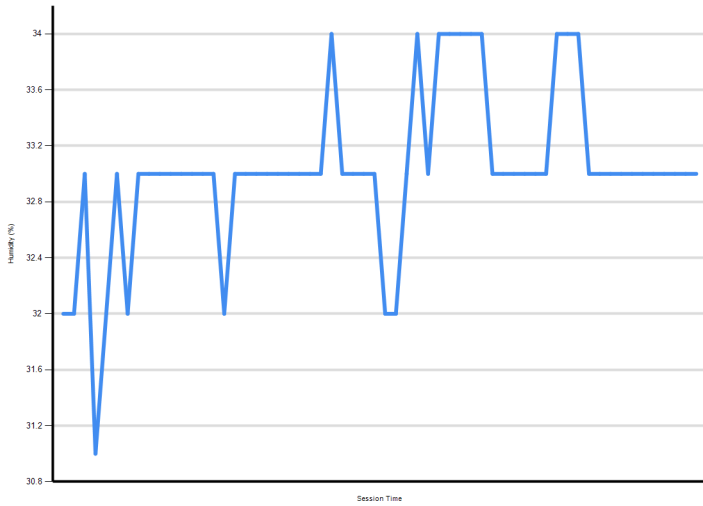
Air Temperature



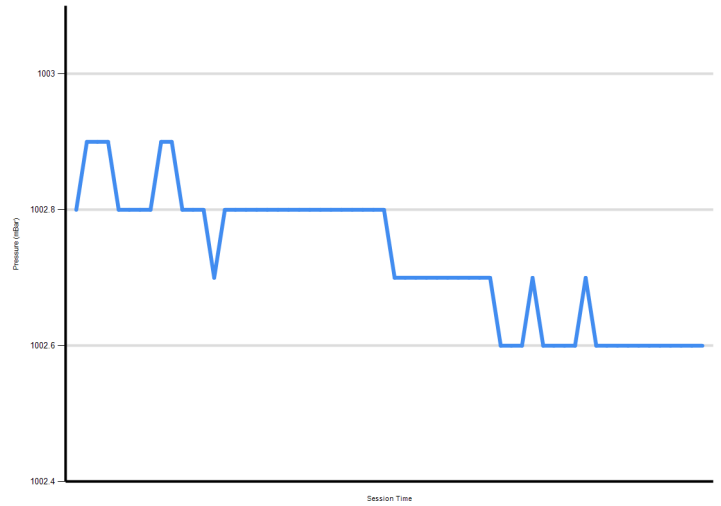
Track Temperature



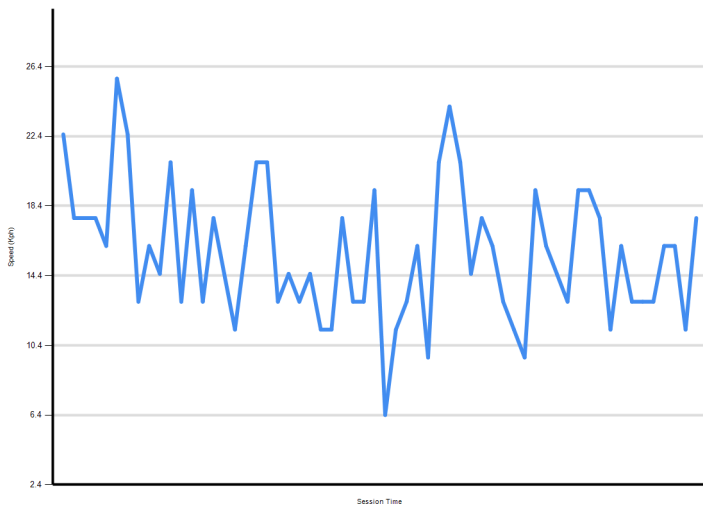
Humidity



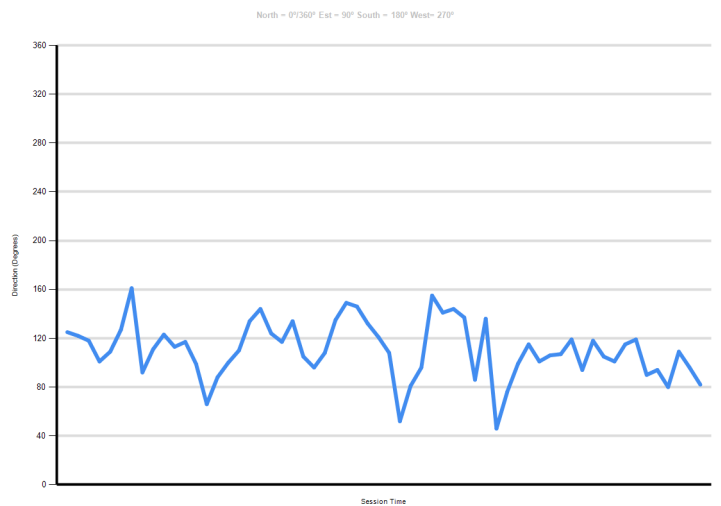
Pressure

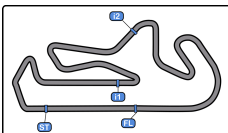


Wind Speed



Wind direction





Autodromo Int. do Algarve
International GT Open
Free Practice - 1 - 2



Combined Results

Autodromo do Algarve 4.653 m.

Cls	Nº	Entrant/Team	Nat	Driver 1	Nat	Driver 2	Nat	Vehicle	Cat	Cls	Laps	FP1	FP2	Best	Gap	Interval	Km/h		
1	54	CBRX by SPS	DEU	Dexter Müller	CHE	Yannick Mettler	CHE	Mercedes AMG GT3 EVO	PROAM	1	53	1:41.732	3	1:43.346	15	1:41.732		164.6	
2	18	Dinamic GT	ITA	Philipp Sager	AUT	Christian Engelhart	DEU	Porsche 911 GT3 R EVO (992)	PROAM	2	49	1:41.886	4	1:43.246	27	1:41.886	0.154	0.154	164.4
3	17	Elite Motorsport with Entire Race Engineering	GBR	Tom Emson	GBR	Tom Lebbon	GBR	Ferrari 296 GT3 EVO	PRO	1	48	1:42.024	3	1:42.944	15	1:42.024	0.292	0.138	164.1
4	911	ZRS Motorsport	ITA	Pietro Armanni	ITA	Alex Fontana	CHE	Porsche 911 GT3 R EVO (992)	PRO	2	51	1:42.048	22	1:42.824	20	1:42.048	0.316	0.024	164.1
5	51	AF Corse	ITA	Rafael Durán	ESP	Tommaso Mosca	ITA	Ferrari 296 GT3 EVO	PRO	3	53	1:42.201	6	1:43.361	19	1:42.201	0.469	0.153	163.9
6	75	Team ISR	CZE	Filip Salaquarda	CZE	Libor Milota	CZE	Audi R8 LMS GT3 Evo II	PROAM	3	43	1:42.206	6	1:43.755	18	1:42.206	0.474	0.005	163.8
7	71	Team Motopark	DEU	Christian Mansell	AUS	Maximilian Götz	DEU	Mercedes AMG GT3 EVO	PRO	4	40	1:42.233	3	1:42.764	6	1:42.233	0.501	0.027	163.8
8	55	AF Corse	ITA	Laurent De Meeus	BEL	Vincent Abril	FRA	Ferrari 296 GT3 EVO	PROAM	4	44	1:42.244	4	1:43.632	14	1:42.244	0.512	0.011	163.8
9	777	Olimp Racing	POL	Marcin Jedliński	POL	Karol Basz	POL	Ferrari 296 GT3 EVO	PROAM	5	42	1:42.361	14	1:42.559	18	1:42.361	0.629	0.117	163.6
10	26	Saintéloc Racing	FRA	Michaël Blanchemain	FRA	Jim Pla	FRA	Audi R8 LMS GT3 Evo II	PROAM	6	52	1:42.383	8	1:42.606	20	1:42.383	0.651	0.022	163.6
11	28	Team Motopark	DEU	Marcelo Ramírez	MEX	Dominik Baumann	AUT	Mercedes AMG GT3 EVO	PRO	5	40	1:42.461	7	1:42.647	4	1:42.461	0.729	0.078	163.4
12	33	Greystone GT	GBR	Zac Meakin	GBR	Dean Macdonald	GBR	McLaren 720s GT3 Evo	PRO	6	47	1:42.505	25	1:42.888	16	1:42.505	0.773	0.044	163.4
13	96	AF Corse	ITA	Yaroslav Veselaho	UKR	Thomas Neubauer	FRA	Ferrari 296 GT3 EVO	PRO	7	41	1:42.658	12	1:43.549	5	1:42.658	0.926	0.153	163.1
14	25	Into Africa Racing by Dragon Racing Int.	UAE	Xolile Letlaka	ZAF	Axcil Jefferies	ZAF	Ferrari 296 GT3	PROAM	7	55	1:46.392	17	1:42.747	5	1:42.747	1.015	0.089	163.0
15	5	Olimp Racing	POL	Stanislaw Jedliński	POL	Krystian Korzeniowski	POL	Ferrari 296 GT3	AM	1	38	1:42.774	15	1:43.083	13	1:42.774	1.042	0.027	162.9
16	16	AF Corse	ITA	Marcelo Hahn	BRA	Galid Osman	BRA	Ferrari 296 GT3	AM	2	43	1:42.792	6	1:43.723	11	1:42.792	1.060	0.018	162.9
17	11	Fach Auto Tech	CHE	Alexander Schwarzer	MEX	Alexander Fach	CHE	Porsche 911 GT3 R EVO (992)	PROAM	8	54	1:42.814	5	1:43.140	6	1:42.814	1.082	0.022	162.9
18	88	Track Focused	GBR	Darren Kell	GBR	James Kell	GBR	McLaren 720 Evo GT3	PROAM	9	41	1:44.522	8	1:43.074	12	1:43.074	1.342	0.260	162.5
19	81	Norik Racing	JPN	Norikazu Shibata	JPN	Charles Fagg	GBR	Ferrari 296 GT3	PROAM	10	31	1:43.208	8	1:43.966	6	1:43.208	1.476	0.134	162.3
20	97	Blackthorn	GBR	Charles Bateman	GBR	Henrique Chaves	PRT	Aston Martin AMR Vantage GT3 EVO	PROAM	11	36	1:43.487	8	1:49.661	9	1:43.487	1.755	0.279	161.8
21	24	Greystone GT	GBR	Andrey Borodin	IND	Oliver Webb	GBR	McLaren 720s GT3 Evo	PROAM	12	25	1:43.620	3	1:43.966	10	1:43.620	1.888	0.133	161.6
22	6	Baron Motorsport Team	AUT	Andrzej Lewandowski	POL	Adrian Lewandowski	POL	Ferrari 296 GT3	AM	3	47	1:43.819	7	1:43.859	17	1:43.819	2.087	0.199	161.3
23	79	Sendom Racing Team	POL	Seweryn Mazur	POL			Lamborghini Huracan Evo 2	AM	4	48	1:43.969	22	1:44.050	21	1:43.969	2.237	0.150	161.1
24	14	Good Speed Racing Team	POL	Piotr Wira	POL			Aston Martin AMR Vantage GT3 EVO	AM	5	36	1:44.147	4	1:45.197	5	1:44.147	2.415	0.178	160.8
25	12	Fach Auto Tech	CHE	Joel Monegro Reyes	DOM			Porsche 911 GT3 R EVO (992)	AM	6	43	1:44.593	4	1:44.231	14	1:44.231	2.499	0.084	160.7
26	77	Grupo Prom Racing Team	DEU	Alfredo Hernández	MEX			Mercedes AMG GT3 EVO	AM	7	43	1:46.601	27	1:47.232	6	1:46.601	4.869	2.370	157.1

Published at:.....

Race Director:	Alessandro Ferrari	Timekeeper:	Luis García
	ACI DGA 392080		JOB-2654-ESP/M

