

Hungaroring
International GT Open
Free Practice - 2
Provisional Results



Cls	Nº	Entrant/Team	Nat	Driver 1	Nat	Driver 2	Nat	Vehicle	Cat	Cls	Laps	Best	Time	Gap	Interval	Km/h
1	71	Team Motopark	DEU	Christian Mansell	AUS	Maximilian Götz	DEU	Mercedes AMG GT3 EVO	PRO	1	24	16	1:43.455			152.4
2	11	Fach Auto Tech	CHE	Alexander Schwarzer	DEU	Alexander Fach	CHE	Porsche 911 GT3 R EVO (992)	PROAM	1	30	28	1:43.535	0.080	0.080	152.3
3	911	ZRS Motorsport	ITA	Pietro Armanni	ITA	Alex Fontana	CHE	Porsche 911 GT3 R EVO (992)	PRO	2	31	28	1:43.933	0.478	0.398	151.7
4	54	CBRX by SPS	DEU	Dexter Müller	CHE	Yannick Mettler	CHE	Mercedes AMG GT3 EVO	PROAM	2	30	10	1:43.941	0.486	0.008	151.7
5	777	Olimp Racing	POL	Marcin Jedliński	POL	Karol Basz	POL	Ferrari 296 GT3 EVO	PROAM	3	29	28	1:44.046	0.591	0.105	151.5
6	75	Team ISR	CZE	Filip Salaquarda	CZE	Libor Milota	CZE	Audi R8 LMS GT3 Evo II	PROAM	4	30	25	1:44.215	0.760	0.169	151.3
7	33	Greystone GT	GBR	Zac Meakin	GBR	Dean Macdonald	GBR	McLaren 720s GT3 Evo	PRO	3	28	14	1:44.291	0.836	0.076	151.2
8	17	Elite Motorsport with Entire Race Engineering	GBR	Tom Emson	GBR	Tom Lebbon	GBR	Ferrari 296 GT3 EVO	PRO	4	29	11	1:44.307	0.852	0.016	151.2
9	96	AF Corse	ITA	Yaroslav Veselaho	UKR	Thomas Neubauer	FRA	Ferrari 296 GT3 EVO	PRO	5	28	11	1:44.480	1.025	0.173	150.9
10	16	AF Corse	ITA	Marcelo Hahn	BRA	Galid Osman	BRA	Ferrari 296 GT3 EVO	AM	1	24	13	1:44.503	1.048	0.023	150.9
11	28	Team Motopark	DEU	Marcelo Ramírez	MEX	Dominik Baumann	AUT	Mercedes AMG GT3 EVO	PRO	6	25	24	1:44.531	1.076	0.028	150.8
12	51	AF Corse	ITA	Rafael Durán	ESP	Tommaso Mosca	ITA	Ferrari 296 GT3 EVO	PRO	7	32	12	1:44.541	1.086	0.010	150.8
13	88	Track Focused	GBR	Darren Kell	GBR	James Kell	GBR	McLaren 720 Evo GT3	PROAM	5	27	11	1:44.603	1.148	0.062	150.7
14	55	AF Corse	ITA	Laurent De Meeus	FRA	Vincent Abril	FRA	Ferrari 296 GT3 EVO	PROAM	6	31	6	1:44.727	1.272	0.124	150.5
15	5	Olimp Racing	POL	Stanislaw Jedliński	POL	Krystian Korzeniowski	POL	Ferrari 296 GT3 EVO	AM	2	24	3	1:44.744	1.289	0.017	150.5
16	24	Greystone GT	GBR	Andrey Borodin	GBR	Oliver Webb	GBR	McLaren 720s GT3 Evo	PROAM	7	19	14	1:44.947	1.492	0.203	150.2
17	6	Baron Motorsport Team	AUT	Andrzej Lewandowski	POL	Adrian Lewandowski	POL	Ferrari 296 GT3	AM	3	29	14	1:45.135	1.680	0.188	150.0
18	63	Scuderia Villorba Corse	ITA	Leonardo Moncini	ITA	Rodrigo Testa	PRT	Lamborghini Huracan Evo 2	PRO	8	27	24	1:45.179	1.724	0.044	149.9
19	26	Saintéloc Racing	FRA	Michaël Blanchemain	FRA	Jim Pla	FRA	Audi R8 LMS GT3 Evo II	PROAM	8	32	29	1:45.211	1.756	0.032	149.9
20	7	4F PTT Racing Team	POL	Hubert Darmetko	POL	Fabian Dybionka	POL	BMW M4 GT3 EVO	PROAM*	9	32	6	1:45.226	1.771	0.015	149.8
21	97	Blackthorn	GBR	Charles Bateman	GBR	Kobe Pauwels	BEL	Aston Martin AMR Vantage GT3 E	PROAM	10	28	24	1:45.355	1.900	0.129	149.6
22	107	AF Corse	ITA	Rey Acosta	USA	Marco Bonanomi	ITA	Ferrari 296 GT3 EVO	AM	4	26	13	1:45.383	1.928	0.028	149.6
23	12	Fach Auto Tech	CHE	Joel Monegro Reyes	DOM		CHE	Porsche 911 GT3 R EVO (992)	AM	5	29	25	1:45.406	1.951	0.023	149.6
24	79	Sendom Racing Team	POL	Seweryn Mazur	POL		POL	Lamborghini Huracan Evo 2	AM	6	26	21	1:45.906	2.451	0.500	148.9
25	500	Gamota Racing	HUN	Antal Zsigo	HUN	Csaba Walter	HUN	BMW M4 GT3 EVO	AM	7	26	12	1:45.979	2.524	0.073	148.8
26	14	Good Speed Racing Team	POL	Piotr Wira	POL	Tomasz Magdziarz	POL	Aston Martin AMR Vantage GT3 E	AM	8	32	20	1:46.279	2.824	0.300	148.3
27	77	Grupo Prom Racing Team	MEX	Alfredo Hernández	MEX		MEX	Mercedes AMG GT3 EVO	AM	9	29	21	1:47.953	4.498	1.674	146.0

Published at:.....

Track Temp: 41.1 °C Air Temp: 28.3 °C Humidity: 39 % Track Status: DRY

Race Director:

Alessandro Ferrari

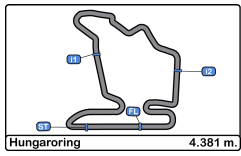
ACI DGA 392080

Timekeeper:

Luis Garcia

JCR-2654-ESP/M





Hungaroring
International GT Open
Free Practice - 2
Track Limit



The Stewards, having received a report from Race Director, have considered the following matter and determine the following:

Session Free Practice - 2

Fact The cars below did not use the track at the turns listed below

Infringement Breach of Appendix L Chapter IV Article 2 c) of the FIA International Sporting Code and Article 19.4/19.5 of the Sporting Regulations.

Decision Deletion of the lap times shown in accordance with Article 12.4.1.e of the FIA International Sporting Code.

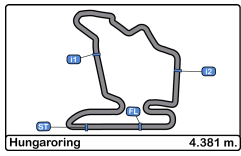
Note

- Certain decisions of the Stewards are subject to appeal (Article 15 of the FIA International Sporting Code).
- These penalties are not subject to appeal Article.12.3.4 of the FIA International Sporting Code and Article 16.5 of the Sporting Regulations.
- According to Article.12.3.3.b of the FIA International Sporting Code these decisions become immediately binding even in case of an appeal.

Ord	Turn	N° Driver	Entrant/Team	Time of Day	Lap Time
1	0	75 Salaquarda - Milota	Team ISR	15:00:22.251	15:00:22.251
2	11	24 Borodin - Webb	Greystone GT	15:00:55.861	1:48.598
3	0	5 Jedliński - Korzeniowski	Olimp Racing	15:01:10.834	15:01:10.834
4	6-7	12 Joel Monegro Reyes	Fach Auto Tech	15:01:30.874	1:49.033
5	11	26 Blanchemain - Pla	Saintéloc Racing	15:02:32.965	1:47.314
6	3	24 Borodin - Webb	Greystone GT	15:02:43.978	1:48.117
7	11	97 Bateman - Pauwels	Blackthorn	15:03:00.859	1:46.049
8	6-7	51 Durán - Mosca	AF Corse	15:03:10.959	1:46.126
9	6-7	28 Ramírez - Baumann	Team Motopark	15:04:01.461	1:44.250
10	4	26 Blanchemain - Pla	Saintéloc Racing	15:04:19.352	1:46.387
11	6-7	6 Lewandowski - Lewandowski	Baron Motorsport Team	15:04:26.511	1:50.541
12	4	14 Wira - Magdziarz	Good Speed Racing Team	15:04:36.208	1:48.594
13	11	97 Bateman - Pauwels	Blackthorn	15:04:45.997	1:45.138
14	4	911 Armanni - Fontana	ZRS Motorsport	15:05:33.410	1:46.137
15	6-7	26 Blanchemain - Pla	Saintéloc Racing	15:06:05.821	1:46.469
16	6-7	107 Acosta - Bonanomi	AF Corse	15:06:15.008	1:47.680
17	11	51 Durán - Mosca	AF Corse	15:06:44.228	1:47.053
18	6-7	96 Veselaho - Neubauer	AF Corse	15:07:18.855	1:47.167
19	4	911 Armanni - Fontana	ZRS Motorsport	15:07:21.629	1:48.219
20	6-7	54 Müller - Mettler	CBRX by SPS	15:07:39.644	1:45.289
21	0	6 Lewandowski - Lewandowski	Baron Motorsport Team	15:08:00.949	1:46.795
22	3	24 Borodin - Webb	Greystone GT	15:08:05.316	1:45.162
23	6-7	107 Acosta - Bonanomi	AF Corse	15:08:07.675	1:52.667
24	6-7	5 Jedliński - Korzeniowski	Olimp Racing	15:08:11.970	1:45.966
25	6-7	51 Durán - Mosca	AF Corse	15:08:29.382	1:45.154
26	4	63 Moncini - Testa	Scuderia Villorba Corse	15:08:48.799	1:48.497
27	4	55 De Meeus - Abril	AF Corse	15:09:54.273	1:44.688
28	6-7	51 Durán - Mosca	AF Corse	15:10:23.171	1:53.789
29	4	55 De Meeus - Abril	AF Corse	15:11:44.407	1:50.134
30	6-7	911 Armanni - Fontana	ZRS Motorsport	15:12:40.253	1:46.265
31	6-7	777 Jedliński - Basz	Olimp Racing	15:12:44.413	1:46.487
32	6-7	107 Acosta - Bonanomi	AF Corse	15:13:27.174	1:45.920
33	4	63 Moncini - Testa	Scuderia Villorba Corse	15:13:37.232	4:48.433
34	6-7	911 Armanni - Fontana	ZRS Motorsport	15:14:28.900	1:48.647
35	6-7	26 Blanchemain - Pla	Saintéloc Racing	15:14:56.092	1:45.952
36	4	6 Lewandowski - Lewandowski	Baron Motorsport Team	15:15:16.472	1:52.412
37	4	63 Moncini - Testa	Scuderia Villorba Corse	15:15:24.409	1:47.177
38	11	14 Wira - Magdziarz	Good Speed Racing Team	15:15:28.759	1:48.138
39	6-7	777 Jedliński - Basz	Olimp Racing	15:16:17.190	1:46.199

The Stewards:





Hungaroring
International GT Open
Free Practice - 2
Track Limit



The Stewards, having received a report from Race Director, have considered the following matter and determine the following:

Session Free Practice - 2
Fact The cars below did not use the track at the turns listed below

Infringement Breach of Appendix L Chapter IV Article 2 c) of the FIA International Sporting Code and Article 19.4/19.5 of the Sporting Regulations.

Decision Deletion of the lap times shown in accordance with Article 12.4.1.e of the FIA International Sporting Code.

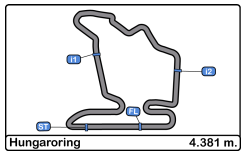
Note

- Certain decisions of the Stewards are subject to appeal (Article 15 of the FIA International Sporting Code).
- These penalties are not subject to appeal Article.12.3.4 of the FIA International Sporting Code and Article 16.5 of the Sporting Regulations.
- According to Article.12.3.3.b of the FIA International Sporting Code these decisions become immediately binding even in case of an appeal.

Ord	Turn	N° Driver	Entrant/Team	Time of Day	Lap Time
40	4	63 Moncini - Testa	Scuderia Villorba Corse	15:17:10.294	1:45.885
41	11	97 Bateman - Pauwels	Blackthorn	15:19:02.476	2:02.545
42	11	14 Wira - Magdziarz	Good Speed Racing Team	15:19:04.902	1:47.396
43	4	51 Durán - Mosca	AF Corse	15:19:29.301	1:44.671
44	11	777 Jedliński - Basz	Olimp Racing	15:19:53.053	1:49.870
45	11	75 Salaquarda - Milota	Team ISR	15:20:23.974	1:50.818
46	4	63 Moncini - Testa	Scuderia Villorba Corse	15:20:44.597	1:48.850
47	6-7	107 Acosta - Bonanomi	AF Corse	15:21:24.330	4:15.523
48	11	7 Darmetko - Dybionka	4F PTT Racing Team	15:21:32.842	1:46.845
49	11	16 Hahn - Osman	AF Corse	15:23:15.821	1:46.182
50	11	88 Kell - Kell	Track Focused	15:25:52.351	1:44.512
51	11	63 Moncini - Testa	Scuderia Villorba Corse	15:26:23.048	1:53.155
52	6-7	107 Acosta - Bonanomi	AF Corse	15:26:40.876	1:45.471
53	11	11 Schwarzer - Fach	Fach Auto Tech	15:27:18.094	3:08.773
54	0	777 Jedliński - Basz	Olimp Racing	15:28:59.043	1:53.655
55	6-7	28 Ramírez - Baumann	Team Motopark	15:29:43.938	1:46.650
56	6-7	55 De Meeus - Abril	AF Corse	15:29:48.747	1:48.289
57	6-7	26 Blanchemain - Pla	Saintéloc Racing	15:29:50.444	1:48.158
58	6-7	107 Acosta - Bonanomi	AF Corse	15:30:16.572	1:46.340
59	11	11 Schwarzer - Fach	Fach Auto Tech	15:30:48.518	1:45.213
60	6-7	79 Seweryn Mazur	Sendom Racing Team	15:31:20.003	1:50.251
61	6-7	26 Blanchemain - Pla	Saintéloc Racing	15:31:39.205	1:48.761
62	11	17 Emson - Lebbon	Elite Motorsport with Entire Race Engineering	15:32:33.554	1:46.145
63	6-7	96 Veselaho - Neubauer	AF Corse	15:33:33.889	1:45.243
64	4	7 Darmetko - Dybionka	4F PTT Racing Team	15:33:53.585	1:47.704
65	6-7	79 Seweryn Mazur	Sendom Racing Team	15:34:15.390	2:55.387
66	11	28 Ramírez - Baumann	Team Motopark	15:35:03.346	1:45.957
67	11	54 Müller - Mettler	CBRX by SPS	15:35:43.314	1:47.641
68	11	24 Borodin - Webb	Greystone GT	15:35:53.356	1:44.636
69	4	63 Moncini - Testa	Scuderia Villorba Corse	15:36:33.871	1:49.271
70	6-7	96 Veselaho - Neubauer	AF Corse	15:37:08.354	1:44.822
71	777	777 Jedliński - Basz	Olimp Racing	15:37:12.731	1:44.538
72	11	24 Borodin - Webb	Greystone GT	15:37:46.698	1:53.342
73	4	777 Jedliński - Basz	Olimp Racing	15:39:04.626	1:51.895
74	11	79 Seweryn Mazur	Sendom Racing Team	15:39:54.706	1:52.973
75	6-7	16 Hahn - Osman	AF Corse	15:40:01.741	5:52.578
76	11	26 Blanchemain - Pla	Saintéloc Racing	15:40:44.629	1:50.292
77	0	7 Darmetko - Dybionka	4F PTT Racing Team	15:41:02.776	1:47.963
78	14	63 Moncini - Testa	Scuderia Villorba Corse	15:41:59.433	1:50.226

The Stewards:





Hungaroring
International GT Open
Free Practice - 2
Track Limit



The Stewards, having received a report from Race Director, have considered the following matter and determine the following:

Session Free Practice - 2

Fact The cars below did not use the track at the turns listed below

Infringement Breach of Appendix L Chapter IV Article 2 c) of the FIA International Sporting Code and Article 19.4/19.5 of the Sporting Regulations.

Decision Deletion of the lap times shown in accordance with Article 12.4.1.e of the FIA International Sporting Code.

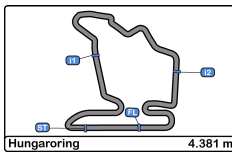
Note

- Certain decisions of the Stewards are subject to appeal (Article 15 of the FIA International Sporting Code).
- These penalties are not subject to appeal Article.12.3.4 of the FIA International Sporting Code and Article 16.5 of the Sporting Regulations.
- According to Article.12.3.3.b of the FIA International Sporting Code these decisions become immediately binding even in case of an appeal.

Ord	Turn	Nº Driver	Entrant/Team	Time of Day	Lap Time
79	4	51 Durán - Mosca	AF Corse	15:42:18.521	1:46.393
80	11	77 Alfredo Hernández	Grupo Prom Racing Team	15:44:18.496	1:52.739
81	6-7	777 Jedliński - Basz	Olimp Racing	15:44:26.626	1:46.297
82	11	79 Seweryn Mazur	Sendom Racing Team	15:45:13.486	1:46.132
83	3	17 Emson - Lebbon	Elite Motorsport with Entrite Race Engineering	15:45:48.400	1:45.435
84	3	51 Durán - Mosca	AF Corse	15:45:54.264	1:48.495
85	4	24 Borodin - Webb	Greystone GT	15:47:41.640	1:46.705
86	4	51 Durán - Mosca	AF Corse	15:47:44.350	1:50.086
87	11	7 Darmetko - Dybionka	4F PTT Racing Team	15:47:48.301	1:45.878
88	3	96 Veselaho - Neubauer	AF Corse	15:49:33.116	1:45.462
89	3	26 Blanchemain - Pla	Saintéloc Racing	15:49:40.979	1:45.253
90	4	14 Wira - Magdziarz	Good Speed Racing Team	15:51:41.367	1:48.164
91	11	17 Emson - Lebbon	Elite Motorsport with Entrite Race Engineering	15:53:01.845	1:45.352
92	3	79 Seweryn Mazur	Sendom Racing Team	15:53:09.763	5:54.826
93	3	79 Seweryn Mazur	Sendom Racing Team	15:54:56.112	1:46.349
94	4	11 Schwarzer - Fach	Fach Auto Tech	15:55:40.017	1:43.383
95	11	33 Meakin - Macdonald	Greystone GT	15:56:01.701	3:09.563
96	6-7	777 Jedliński - Basz	Olimp Racing	15:56:27.826	3:03.168
97	4	5 Jedliński - Korzeniowski	Olimp Racing	15:57:01.920	2:23.548
98	6-7	14 Wira - Magdziarz	Good Speed Racing Team	15:57:03.326	1:46.143
99	6-7	11 Schwarzer - Fach	Fach Auto Tech	15:57:36.050	1:56.033
100	11	26 Blanchemain - Pla	Saintéloc Racing	15:58:31.305	1:45.345

The Stewards:





Hungaroring
International GT Open
Free Practice - 2
Provisional Results by Category



PRO																
Cls	N°	Entrant/Team	Nat	Driver 1	Nat	Driver 2	Nat	Vehicle	Cat	Cls	Laps	Best	Time	Gap	Interval	Km/h
1	71	Team Motopark	ITA	Christian Mansell	AUS	Maximilian Götz	AUS	Mercedes AMG GT3 EVO	PRO	1	24	16	1:43.455			152.4
2	911	ZRS Motorsport	ITA	Pietro Armani	AUS	Alex Fontana	CHE	Porsche 911 GT3 R EVO (992)	PRO	2	31	28	1:43.933	0.478	0.478	151.7
3	33	Greystone GT	GBR	Zac Meakin	GBR	Dean Macdonald	GBR	McLaren 720s GT3 Evo	PRO	3	28	14	1:44.291	0.836	0.358	151.2
4	17	Elite Motorsport with Entire Race Engineering	GBR	Tom Emson	GBR	Tom Lebbon	GBR	Ferrari 296 GT3 EVO	PRO	4	29	11	1:44.307	0.852	0.016	151.2
5	96	AF Corse	ITA	Yaroslav Veselaho	CZE	Thomas Neubauer	FRA	Ferrari 296 GT3 EVO	PRO	5	28	11	1:44.480	1.025	0.173	150.9
6	28	Team Motopark	DEU	Marcelo Ramírez	MEX	Dominik Baumann	AUT	Mercedes AMG GT3 EVO	PRO	6	25	24	1:44.531	1.076	0.051	150.8
7	51	AF Corse	ITA	Rafael Durán	ESP	Tommaso Mosca	ITA	Ferrari 296 GT3 EVO	PRO	7	32	12	1:44.541	1.086	0.010	150.8
8	63	Scuderia Villorba Corse	ITA	Leonardo Moncini	ITA	Rodrigo Testa	PRT	Lamborghini Huracan Evo 2	PRO	8	27	24	1:45.179	1.724	0.638	149.9

PROAM																
Cls	N°	Entrant/Team	Nat	Driver 1	Nat	Driver 2	Nat	Vehicle	Cat	Cls	Laps	Best	Time	Gap	Interval	Km/h
1	11	Fach Auto Tech	CHE	Alexander Schwarzer	DEU	Alexander Fach	CHE	Porsche 911 GT3 R EVO (992)	PROAM	1	30	28	1:43.535			152.3
2	54	CBRX by SPS	DEU	Dexter Müller	CHE	Yannick Mettler	CHE	Mercedes AMG GT3 EVO	PROAM	2	30	10	1:43.941	0.406	0.406	151.7
3	777	Olimp Racing	POL	Marcin Jedliński	POL	Karol Basz	POL	Ferrari 296 GT3 EVO	PROAM	3	29	28	1:44.046	0.511	0.105	151.5
4	75	Team ISR	CZE	Filip Salaquarda	CZE	Libor Milota	CZE	Audi R8 LMS GT3 Evo II	PROAM	4	30	25	1:44.215	0.680	0.169	151.3
5	88	Track Focused	GBR	Darren Kell	GBR	James Kell	GBR	McLaren 720 Evo GT3	PROAM	5	27	11	1:44.603	1.068	0.388	150.7
6	55	AF Corse	ITA	Laurent De Meeus	BEL	Vincent Abril	FRA	Ferrari 296 GT3 EVO	PROAM	6	31	6	1:44.727	1.192	0.124	150.5
7	24	Greystone GT	GBR	Andrey Borodin	RUS	Oliver Webb	GBR	McLaren 720s GT3 Evo	PROAM	7	19	14	1:44.947	1.412	0.220	150.2
8	26	Saintéloc Racing	FRA	Michaël Blanchemain	FRA	Jim Pla	FRA	Audi R8 LMS GT3 Evo II	PROAM	8	32	29	1:45.211	1.676	0.264	149.9
9	7	4F PTT Racing Team	POL	Hubert Darmetko	POL	Fabian Dybionka	POL	BMW M4 GT3 EVO	PROAM*	9	32	6	1:45.226	1.691	0.015	149.8
10	97	Blackthorn	GBR	Charles Bateman	GBR	Kobe Pauwels	BEL	Aston Martin AMR Vantage GT3 E	PROAM	10	28	24	1:45.355	1.820	0.129	149.6

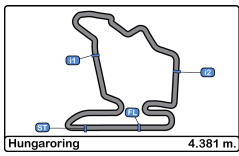
AM																
Cls	N°	Entrant/Team	Nat	Driver 1	Nat	Driver 2	Nat	Vehicle	Cat	Cls	Laps	Best	Time	Gap	Interval	Km/h
1	16	AF Corse	ITA	Marcelo Hahn	BRA	Galid Osman	BRA	Ferrari 296 GT3 EVO	AM	1	24	13	1:44.503			150.9
2	5	Olimp Racing	POL	Stanislaw Jedliński	POL	Krystian Korzeniowski	POL	Ferrari 296 GT3 EVO	AM	2	24	3	1:44.744	0.241	0.241	150.5
3	6	Baron Motorsport Team	AUT	Andrzej Lewandowski	POL	Adrian Lewandowski	POL	Ferrari 296 GT3	AM	3	29	14	1:45.135	0.632	0.391	150.0
4	107	AF Corse	ITA	Rey Acosta	USA	Marco Bonanomi	ITA	Ferrari 296 GT3 EVO	AM	4	26	13	1:45.383	0.880	0.248	149.6
5	12	Fach Auto Tech	CHE	Joel Monegro Reyes	DOM			Porsche 911 GT3 R EVO (992)	AM	5	29	25	1:45.406	0.903	0.023	149.6
6	79	Sendom Racing Team	POL	Seweryn Mazur	POL			Lamborghini Huracan Evo 2	AM	6	26	21	1:45.906	1.403	0.500	148.9
7	500	Gamota Racing	HUN	Antal Zsigo	HUN	Csaba Walter	HUN	BMW M4 GT3 EVO	AM	7	26	12	1:45.979	1.476	0.073	148.8
8	14	Good Speed Racing Team	POL	Piotr Wira	POL	Tomasz Magdziarz	POL	Aston Martin AMR Vantage GT3 E	AM	8	32	20	1:46.279	1.776	0.300	148.3
9	77	Grupo Prom Racing Team	DEU	Alfredo Hernández	MEX			Mercedes AMG GT3 EVO	AM	9	29	21	1:47.953	3.450	1.674	146.0

Published at:.....

Track Temp: 41.1 °C Air Temp: 28.3 °C Humidity: 39 % Track Status: DRY

Race Director:	Alessandro Ferrari ACI DGA 392080	Timekeeper:	Luis Garcia JCR-2654-ESP/M
-----------------------	--------------------------------------	--------------------	-------------------------------





Hungaroring
International GT Open
Free Practice - 2
Provisional Results by Category



Published at:.....

Track Temp: **41.1 °C** Air Temp: **28.3 °C** Humidity: **39 %** Track Status: **DRY**

Race Director:

Alessandro Ferrari

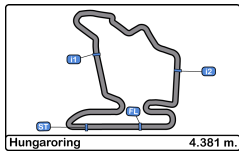
ACI DGA 392080

Timekeeper:

Luis Garcia

JCR-2654-ESP/M



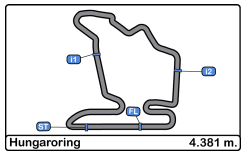


Hungaroring
International GT Open
Free Practice - 2
Lap Analysis



5 Stanislaw Jedliński Ferrari 296 GT3 EVO							6 Andrzej Lewandowski Ferrari 296 GT3								
AM Krystian Korzeniowski Olimp Racing							AM Adrian Lewandowski Baron Motorsport Team								
Lap	D	Time	Sector 1	Sector 2	Sector 3	T. Spd	Elapsed	Lap	D	Time	Sector 1	Sector 2	Sector 3	T. Spd	Elapsed
1		45:01:40.834	15:00:00.423	39.705	30.706		15:01:10.834	1		15:00:46.562	14:59:30.391	43.338	32.833		15:00:46.562
2		1:45.294	37.496	38.523	29.275		15:02:56.128	2		1:49.408	37.934	40.237	31.237	222.6	15:02:35.970
3		1:44.744	37.098	38.355	29.291		15:04:40.872	3		1:50.544	38.494	39.950	32.097	224.5	15:04:26.511
4		1:45.132	37.110	38.464	29.558		15:06:26.004	4		1:47.643	38.083	39.647	29.913	223.1	15:06:14.154
5		1:45.966	37.883	38.543	29.540		15:08:11.970	5		1:46.795	37.932	39.189	29.674	223.1	15:08:00.949
6		1:46.833	37.466	39.885	29.482		15:09:58.803	6		1:46.972	37.918	39.398	29.656	225.4	15:09:47.921
7		1:46.078	37.323	38.937	29.818		15:11:44.881	7		1:48.299	38.857	39.630	29.812	223.6	15:11:36.220
8		1:45.735	37.425	38.735	29.575		15:13:30.616	8		1:47.840	38.545	39.289	30.006	223.6	15:13:24.060
9		1:45.483	37.319	38.583	29.581		15:15:16.099	9		1:52.412 P	38.181	39.789	34.442	226.8	15:15:16.472
10		1:47.041	37.462	38.961	30.618		15:17:03.140	10		3:00.986	1:46.773	43.604	30.609		15:18:17.458
11		1:51.241 P	37.700	40.140	33.401		15:18:54.381	11		1:46.300	37.863	39.201	29.236	221.3	15:20:03.758
12		2:59.914 P	1:48.120	38.876	32.918		15:21:54.295	12		1:45.995	37.829	38.905	29.261	224.0	15:21:49.753
13		6:14.283	4:47.938	51.339	35.006		15:28:08.578	13		1:45.229	37.523	38.513	29.193	222.2	15:23:34.982
14		2:14.435	43.635	50.749	40.051		15:30:23.013	14		1:45.135	37.408	38.598	29.129	224.0	15:25:20.117
15		2:30.646 P	48.159	52.965	49.522		15:32:53.659	15		1:46.460	38.123	38.800	29.537	225.0	15:27:06.577
16		3:40.240	2:17.009	47.142	36.089		15:36:33.899	16		1:46.521	37.440	38.826	30.255	223.1	15:28:53.098
17		2:16.026	43.696	53.686	38.644		15:38:49.925	17		1:46.038	37.672	38.930	29.436	223.1	15:30:39.136
18		2:13.711	44.521	50.355	38.835		15:41:03.636	18		1:55.769 P	37.573	41.587	36.609	223.6	15:32:34.905
19		2:10.842	45.358	48.744	36.740		15:43:14.478	19		9:56.315	8:45.363	41.168	29.784		15:42:31.220
20		2:08.722	43.015	49.642	36.065		15:45:23.200	20		1:47.591	37.973	39.128	30.490	223.6	15:44:18.811
21		2:25.555 P	44.359	55.418	45.778		15:47:48.755	21		1:55.639	39.917	42.728	32.994	224.0	15:46:14.450
22		4:40.126	3:18.482	47.347	34.297		15:52:28.881	22		1:45.643	37.774	38.577	29.292	222.6	15:48:00.093
23		2:09.491	41.350	49.676	38.465		15:54:38.372	23		1:47.069	37.662	39.018	30.389	225.4	15:49:47.162
24		2:23.548 P	44.703	51.127	47.718		15:57:01.920	24		1:48.960	38.562	40.668	29.730	227.3	15:51:36.122
								25		1:45.267	37.450	38.545	29.272	225.4	15:53:21.389
								26		1:45.227	37.339	38.575	29.313	225.9	15:55:06.616
								27		1:45.831	37.797	38.580	29.454	225.0	15:56:52.447
								28		1:45.598	37.413	38.573	29.612	225.4	15:58:38.045
								29		2:06.724 P	43.755	45.305	37.664	207.2	16:00:44.769



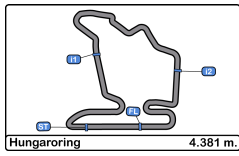


Hungaroring
International GT Open
Free Practice - 2
Lap Analysis



7						11									
PROAM*			4F PTT Racing Team			PROAM			Fach Auto Tech						
Lap	D	Time	Sector 1	Sector 2	Sector 3	T. Spd	Elapsed	Lap	D	Time	Sector 1	Sector 2	Sector 3	T. Spd	Elapsed
Hubert Darmetko						BMW M4 GT3 EVO						Alexander Schwarzer			
Fabian Dybionka						4F PTT Racing Team						Alexander Fach			
Porsche 911 GT3 R EVO (992)															
1		14:58:51.520	14:57:40.913	39.357	31.250		14:58:51.520	1		14:58:57.947	14:57:43.418	43.837	30.692		14:58:57.947
2		1:48.720	38.312	39.487	30.921	226.8	15:00:40.240	2		1:50.873	38.929	40.951	30.993	220.4	15:00:48.820
3		1:46.093	37.709	38.745	29.639	229.2	15:02:26.333	3		1:47.627	38.024	39.487	30.116	223.1	15:02:36.447
4		1:45.920	37.543	38.686	29.691	230.2	15:04:12.253	4		1:49.238	38.356	39.968	30.914	225.0	15:04:25.685
5		1:45.441	37.443	38.432	29.566	228.8	15:05:57.694	5		1:46.962	37.875	39.517	29.570	222.6	15:06:12.647
6		1:45.226	37.327	38.365	29.534	228.8	15:07:42.920	6		1:46.503	37.807	39.033	29.663	223.1	15:07:59.150
7		1:46.072	37.440	38.863	29.769	229.2	15:09:28.992	7		1:47.119	37.827	39.118	30.174	224.0	15:09:46.269
8		1:50.865 P	37.449	38.968	34.448	229.2	15:11:19.857	8		1:47.097	37.917	39.433	29.747	222.6	15:11:33.366
9		3:04.578	1:54.966	39.550	30.062		15:14:24.435	9		1:46.929	37.698	39.381	29.850	223.6	15:13:20.295
10		1:46.943	37.655	39.454	29.834	227.3	15:16:11.378	10		1:47.791	38.265	39.513	30.013	224.5	15:15:08.086
11		1:46.943	37.723	39.260	29.960	227.8	15:17:58.321	11		1:48.402	38.026	39.703	30.673	221.7	15:16:56.488
12		1:47.676	37.485	39.319	30.872	229.2	15:19:45.997	12		1:47.431	37.847	39.797	29.787	223.1	15:18:43.919
13		1:46.845	37.679	39.078	30.088	227.8	15:21:32.842	13		1:47.879	37.558	39.801	30.520	224.5	15:20:31.798
14		1:47.431	37.634	39.493	30.304	226.8	15:23:20.273	14		1:46.766	37.557	39.079	30.130	222.6	15:22:18.564
15		1:47.065	37.698	39.204	30.163	228.3	15:25:07.338	15		1:50.757 P	37.789	39.657	33.311	222.2	15:24:09.321
16		1:52.851 P	37.900	39.307	35.644	228.3	15:27:00.189	16		3:08.773	2:00.840	38.520	29.413		15:27:18.094
17		3:16.363	2:05.849	39.712	30.802		15:30:16.552	17		1:45.211	37.400	38.457	29.354	222.6	15:29:03.305
18		1:49.329	38.557	40.410	30.362	225.4	15:32:05.881	18		1:45.213	37.351	38.408	29.454	222.6	15:30:48.518
19		1:47.704	37.483	40.000	30.221	228.8	15:33:53.585	19		1:45.742	37.463	38.577	29.702	224.0	15:32:34.260
20		1:46.475	37.580	38.975	29.920	228.3	15:35:40.060	20		1:45.570	37.530	38.521	29.519	225.0	15:34:19.830
21		1:47.337	37.906	39.117	30.314	228.3	15:37:27.397	21		1:50.911 P	37.402	39.355	34.154	224.0	15:36:10.741
22		1:47.416	37.727	39.468	30.221	228.8	15:39:14.813	22		6:15.296	5:06.635	38.751	29.910		15:42:26.037
23		1:47.963	37.673	39.538	30.752	227.8	15:41:02.776	23		1:48.263	38.295	40.188	29.780	223.6	15:44:14.300
24		1:55.048 P	37.955	41.901	35.192	225.0	15:42:57.824	24		1:44.983	37.470	38.215	29.298	221.7	15:45:59.283
25		3:04.599	1:55.988	38.926	29.685		15:46:02.423	25		1:50.782 P	37.314	38.358	35.110	223.6	15:47:50.065
26		1:45.878	37.544	38.600	29.734	227.8	15:47:48.301	26		2:39.461	1:30.588	39.734	29.139		15:50:29.526
27		1:45.913	37.448	38.624	29.841	230.7	15:49:34.214	27		1:43.573	37.060	37.686	28.827	224.0	15:52:13.099
28		1:46.319	37.199	39.165	29.955	229.2	15:51:20.533	28		1:43.535	36.977	37.647	28.911	225.4	15:53:56.634
29		1:46.089	37.400	38.958	29.731	229.2	15:53:06.622	29		1:43.383	36.864	37.549	28.970	225.0	15:55:40.017
30		1:45.771	37.179	38.913	29.679	229.7	15:54:52.393	30		1:56.033 P	37.294	38.379	40.360	225.0	15:57:36.050
31		1:46.765	37.438	39.550	29.777	230.2	15:56:39.158								
32		1:50.762 P	37.316	38.891	34.555	229.7	15:58:29.920								





Hungaroring
International GT Open
Free Practice - 2
Lap Analysis



12

Joel Monegro Reyes

Porsche 911 GT3 R EVO (992)

14

Piotr Wira

Aston Martin AMR Vantage GT3 EVO

AM

Fach Auto Tech

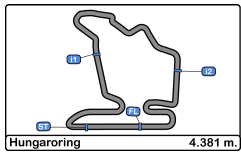
AM

Tomasz Magdziarz

Good Speed Racing Team

Lap	D	Time	Sector 1	Sector 2	Sector 3	T. Spd	Elapsed	Lap	D	Time	Sector 1	Sector 2	Sector 3	T. Spd	Elapsed
1		14:59:41.841	14:58:30.188	41.677	29.976		14:59:41.841	1		14:59:05.266	14:57:51.055	41.922	32.289		14:59:05.266
2		1:49.933	38.646	40.327	30.060	224.5	15:01:30.874	2		1:52.488	39.713	41.798	30.977	225.0	15:00:57.754
3		1:47.084	37.837	39.329	29.918	225.0	15:03:17.958	3		1:49.860	38.220	40.397	31.243	225.0	15:02:47.614
4		1:48.072	37.716	40.522	29.834	225.0	15:05:06.030	4		1:48.594	38.227	39.905	30.462	223.6	15:04:36.208
5		1:47.263	37.826	39.519	29.918	225.0	15:06:53.293	5		1:49.624	38.511	39.887	31.226	226.4	15:06:25.832
6		1:52.551 P	37.728	39.473	35.350	226.4	15:08:45.844	6		1:50.357	38.143	41.436	30.778	227.8	15:08:16.189
7		3:15.384	2:00.874	43.235	31.275		15:12:01.228	7		1:48.632	38.209	39.995	30.428	225.9	15:10:04.821
8		1:56.347 P	39.439	41.260	35.648	223.6	15:13:57.575	8		1:48.078	37.914	39.417	30.747	225.4	15:11:52.899
9		3:04.937	1:50.949	43.671	30.317		15:17:02.512	9		1:47.722	37.729	39.598	30.395	224.5	15:13:40.621
10		1:49.925	37.946	41.558	30.421	225.4	15:18:52.437	10		1:48.138	37.866	39.609	30.663	226.8	15:15:28.759
11		1:47.073	37.755	39.477	29.841	225.4	15:20:39.510	11		1:48.747	38.173	40.032	30.542	224.0	15:17:17.506
12		1:47.237	37.975	39.251	30.011	225.4	15:22:26.747	12		1:47.396	37.777	39.415	30.204	225.0	15:19:04.902
13		1:47.186	38.131	39.497	29.558	225.0	15:24:13.933	13		1:47.374	37.654	39.507	30.213	226.4	15:20:52.276
14		1:46.598	37.694	39.234	29.670	226.8	15:26:00.531	14		1:47.482	37.825	39.407	30.250	225.4	15:22:39.758
15		1:54.997 P	38.367	40.873	35.757	225.9	15:27:55.528	15		1:46.932	37.603	39.272	30.057	225.4	15:24:26.690
16		4:58.285	3:48.505	40.007	29.773		15:32:53.813	16		1:56.950 P	38.475	42.808	35.667	226.4	15:26:23.640
17		1:45.867	37.539	39.051	29.277	226.4	15:34:39.680	17		3:43.378	2:31.865	41.550	29.963		15:30:07.018
18		1:48.024	37.438	40.677	29.909	226.8	15:36:27.704	18		1:50.839	38.068	42.487	30.284	225.4	15:31:57.857
19		1:46.160	37.429	39.316	29.415	226.4	15:38:13.864	19		1:50.441	38.705	40.020	31.716	227.3	15:33:48.298
20		1:46.914	37.753	39.213	29.948	225.9	15:40:00.778	20		1:46.279	37.560	39.134	29.585	226.4	15:35:34.577
21		1:45.594	37.655	38.802	29.137	223.6	15:41:46.372	21		1:47.413	38.160	39.521	29.732	225.9	15:37:21.990
22		1:53.114 P	37.439	39.665	36.010	226.8	15:43:39.486	22		1:46.756	37.894	39.089	29.773	226.4	15:39:08.746
23		3:08.114	1:59.508	39.404	29.202		15:46:47.600	23		1:51.336	40.339	40.087	30.910	224.5	15:41:00.082
24		1:45.718	37.464	38.872	29.382	225.0	15:48:33.318	24		1:51.671 P	38.020	39.815	33.836	223.1	15:42:51.753
25		1:45.406	37.360	38.822	29.224	225.4	15:50:18.724	25		3:26.905	2:17.050	39.608	30.247		15:46:18.658
26		1:46.342	37.277	39.342	29.723	225.4	15:52:05.066	26		1:47.181	37.527	39.786	29.868	226.4	15:48:05.839
27		1:46.118	37.506	39.132	29.480	227.3	15:53:51.184	27		1:47.364	38.381	39.165	29.818	227.3	15:49:53.203
28		1:45.432	37.407	38.873	29.152	226.4	15:55:36.616	28		1:48.164	38.458	39.860	29.846	227.3	15:51:41.367
29		1:58.742 P	37.752	39.017	41.973	226.8	15:57:35.358	29		1:48.646	38.743	39.818	30.085	227.8	15:53:30.013
								30		1:47.170	37.630	39.805	29.735	228.3	15:55:17.183
								31		1:46.143	37.485	39.223	29.435	228.8	15:57:03.326
								32		1:51.030 P	37.800	39.742	33.488	228.8	15:58:54.356





Hungaroring
International GT Open
Free Practice - 2
Lap Analysis



16 Marcelo Hahn Ferrari 296 GT3 EVO **17** Tom Emson Ferrari 296 GT3 EVO

AM Galid Osman AF Corse PRO Tom Lebbon Elite Motorsport with Entire Race

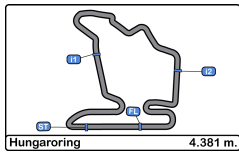
Lap	D	Time	Sector 1	Sector 2	Sector 3	T. Spd	Elapsed	Lap	D	Time	Sector 1	Sector 2	Sector 3	T. Spd	Elapsed
1		15:00:24.014	14:59:10.807	42.682	30.525		15:00:24.014	1		14:59:04.506	14:57:48.661	43.931	31.914		14:59:04.506
2		1:47.472	37.961	39.549	29.962	224.5	15:02:11.486	2		1:55.120	41.522	42.068	31.530	225.4	15:00:59.626
3		1:46.448	37.546	39.052	29.850	226.4	15:03:57.934	3		1:52.189	39.373	40.705	32.111	225.4	15:02:51.815
4		1:46.102	37.669	38.992	29.441	225.4	15:05:44.036	4		1:53.281	40.498	41.715	31.068	227.3	15:04:45.096
5		1:46.043	37.529	39.036	29.478	226.4	15:07:30.079	5		1:57.689 P	40.217	41.426	36.046	213.4	15:06:42.785
6		2:00.270	38.042	43.447	38.781	228.3	15:09:30.349	6		3:22.062 P	2:09.036	39.751	33.275		15:10:04.847
7		2:00.070 P	39.092	43.382	37.596	225.4	15:11:30.419	7		3:18.387	2:09.284	38.460	30.643		15:13:23.234
8		9:59.220	8:45.976	42.855	30.389		15:21:29.639	8		1:47.331	37.481	38.725	31.125	228.8	15:15:10.565
9		1:46.182	37.558	38.909	29.715	221.3	15:23:15.821	9		1:44.460	37.156	38.191	29.113	225.4	15:16:55.025
10		1:45.355	37.522	38.537	29.296	225.0	15:25:01.176	10		1:46.155	37.120	38.916	30.119	227.8	15:18:41.180
11		1:57.189 P	40.327	41.664	35.198	226.4	15:26:58.365	11		1:44.307	37.090	38.090	29.127	227.8	15:20:25.487
12		3:25.410	2:04.620	49.453	31.337		15:30:23.775	12		1:53.189 P	37.141	38.287	37.761	228.3	15:22:18.676
13		1:44.503	37.331	38.057	29.115	225.0	15:32:08.278	13		8:28.733	7:16.289	41.297	31.147		15:30:47.409
14		2:00.885 P	42.355	43.545	34.985	207.2	15:34:09.163	14		1:46.145	37.146	38.523	30.476	226.4	15:32:33.554
15		5:52.578	4:38.749	40.596	33.233		15:40:01.741	15		1:44.582	37.270	38.124	29.188	227.8	15:34:18.136
16		1:47.789	38.352	39.366	30.071	216.0	15:41:49.530	16		1:45.007	37.314	38.389	29.304	227.3	15:36:03.143
17		1:47.950	38.370	39.607	29.973	224.0	15:43:37.480	17		1:49.415 P	37.167	37.914	34.334	226.8	15:37:52.558
18		1:47.295	37.884	39.500	29.911	223.1	15:45:24.775	18		2:36.414	1:26.966	39.162	30.286		15:40:28.972
19		1:48.517	38.738	39.867	29.912	222.6	15:47:13.292	19		1:46.207	37.303	38.651	30.253	227.3	15:42:15.179
20		1:46.609	37.655	39.169	29.785	223.1	15:48:59.901	20		1:47.786	37.682	38.300	31.804	228.8	15:44:02.965
21		1:47.196	37.653	39.199	30.344	222.6	15:50:47.097	21		1:45.435	37.298	38.582	29.555	226.4	15:45:48.400
22		1:51.785	38.977	39.842	32.966	219.9	15:52:38.882	22		1:48.973	37.356	38.658	32.959	227.3	15:47:37.373
23		2:01.782 P	43.026	43.809	34.947	186.8	15:54:40.664	23		1:47.504	37.112	38.255	32.137	227.8	15:49:24.877
24		3:21.432 P	2:08.171	39.263	33.998		15:58:02.096	24		1:51.616	36.998	40.619	33.999	226.8	15:51:16.493
25		4:45.352						25		4:45.352	37.296	38.503	29.553	226.8	15:53:01.845
26		1:45.197						26		1:45.197	37.074	38.426	29.697	228.8	15:54:47.042
27		1:46.023						27		1:46.023	37.307	39.180	29.536	228.3	15:56:33.065
28		1:45.861						28		1:45.861	37.066	38.785	30.010	228.3	15:58:18.926
29		1:54.853 P						29		1:54.853 P	39.257	40.394	35.202	220.4	16:00:13.779

24 Andrey Borodin McLaren 720s GT3 Evo

PROAM Oliver Webb Greystone GT

Lap	D	Time	Sector 1	Sector 2	Sector 3	T. Spd	Elapsed
1		14:59:07.263	14:57:53.317	41.591	32.355		14:59:07.263
2		1:48.598	38.196	39.774	30.628	223.1	15:00:55.861
3		1:48.117	38.384	40.132	29.601	225.4	15:02:43.978
4		1:45.498	37.431	38.806	29.261	226.8	15:04:29.476
5		1:50.678	37.335	41.868	31.475	225.9	15:06:20.154
6		1:45.162	37.342	38.517	29.303	226.8	15:08:05.316
7		1:49.652 P	37.577	38.561	33.514	226.8	15:09:54.968
8		20:36.653	19:26.629	40.166	29.858		15:30:31.621
9		1:47.371	38.961	38.954	29.456	223.6	15:32:18.992
10		1:49.728	37.439	38.911	33.378	226.4	15:34:08.720
11		1:44.636	37.116	38.388	29.132	226.8	15:35:53.356
12		1:53.342 P	37.250	38.528	37.564	227.3	15:37:46.698
13		6:23.290	5:11.023	38.950	33.317		15:44:09.988
14		1:44.947	37.398	38.330	29.219	223.6	15:45:54.935
15		1:46.705	37.372	39.102	30.231	227.3	15:47:41.640
16		1:49.382	37.231	39.685	32.466	226.4	15:49:31.022
17		1:53.829 P	37.101	41.217	35.511	225.4	15:51:24.851
18		3:01.276 P	1:49.420	39.542	32.314		15:54:26.127
19		3:11.943 P	1:53.252	41.301	37.390		15:57:38.070



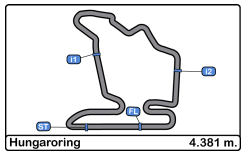


Hungaroring
International GT Open
Free Practice - 2
Lap Analysis



26							28								
Michaël Blanchemain							Marcelo Ramírez								
PROAM Jim Pla							Mercedes AMG GT3 EVO								
Saintélec Racing							Team Motopark								
Lap	D	Time	Sector 1	Sector 2	Sector 3	T. Spd	Elapsed	Lap	D	Time	Sector 1	Sector 2	Sector 3	T. Spd	Elapsed
1		14:58:54.769	14:57:41.530	41.933	31.306		14:58:54.769	1		15:00:30.372	14:59:19.016	39.880	31.476		15:00:30.372
2		1:50.882	37.815	40.418	32.649	222.6	15:00:45.651	2		1:46.839	37.287	39.819	29.733	225.4	15:02:17.211
3		1:47.314	38.137	39.195	29.982	223.6	15:02:32.965	3		1:44.250	37.078	38.159	29.013	227.3	15:04:01.461
4		1:46.387	37.649	39.074	29.664	224.5	15:04:19.352	4		1:49.063	37.155	38.061	33.847	225.9	15:05:50.524
5		1:46.469	37.742	38.973	29.754	223.1	15:06:05.821	5		1:45.411	37.127	38.257	30.027	226.4	15:07:35.935
6		1:46.412	37.690	38.896	29.826	222.6	15:07:52.233	6		1:50.284 P	37.014	39.261	34.009	227.3	15:09:26.219
7		1:51.019 P	37.750	39.181	34.088	225.0	15:09:43.252	7		3:27.522	2:13.825	40.107	33.590		15:12:53.741
8		3:26.888	2:14.624	39.546	32.718		15:13:10.140	8		1:46.667	37.747	39.249	29.671	225.0	15:14:40.408
9		1:45.952	37.466	38.412	30.074	224.5	15:14:56.092	9		1:45.788	37.647	38.676	29.465	225.0	15:16:26.196
10		1:45.651	37.541	38.555	29.555	218.6	15:16:41.743	10		1:46.360	37.573	39.421	29.366	225.0	15:18:12.556
11		1:48.899	37.374	41.484	30.041	222.6	15:18:30.642	11		1:49.492 P	37.482	38.958	33.052	225.9	15:20:02.048
12		1:45.718	37.615	38.671	29.432	223.1	15:20:16.360	12		7:55.240	6:43.541	41.961	29.738		15:27:57.288
13		1:49.957 P	37.484	38.929	33.544	223.1	15:22:06.317	13		1:46.650	37.531	39.057	30.062	225.0	15:29:43.938
14		4:06.178	2:54.913	40.986	30.279		15:26:12.495	14		1:47.591	37.823	39.041	30.727	224.5	15:31:31.529
15		1:49.791	38.122	41.533	30.136	221.3	15:28:02.286	15		1:45.860	37.537	39.006	29.317	224.0	15:33:17.389
16		1:48.158	37.985	40.200	29.973	222.6	15:29:50.444	16		1:45.957	37.579	38.811	29.567	225.9	15:35:03.346
17		1:48.764	38.251	40.208	30.302	224.5	15:31:39.205	17		1:46.394	37.463	39.290	29.641	224.5	15:36:49.740
18		1:49.877	39.213	40.482	30.182	223.1	15:33:29.082	18		1:48.460	37.764	40.486	30.210	225.9	15:38:38.200
19		1:48.036	38.180	39.688	30.168	223.6	15:35:17.118	19		1:51.506 P	38.374	40.057	33.075	225.4	15:40:29.706
20		1:48.578	38.292	39.884	30.402	223.1	15:37:05.696	20		3:19.735 P	1:52.249	47.709	39.777		15:43:49.441
21		1:48.641	38.184	39.870	30.587	224.0	15:38:54.337	21		9:36.233	8:26.916	39.601	29.716		15:53:25.674
22		1:50.292	39.516	40.735	30.041	222.2	15:40:44.629	22		1:44.761	37.083	38.181	29.497	226.8	15:55:10.435
23		1:48.067	38.053	40.016	29.998	222.6	15:42:32.696	23		1:44.609	37.110	38.317	29.182	226.8	15:56:55.044
24		1:56.404 P	40.085	41.114	35.205	224.5	15:44:29.100	24		1:44.531	37.000	38.337	29.194	227.3	15:58:39.575
25		3:26.626	2:18.133	39.049	29.444		15:47:55.726	25		1:55.342 P	41.084	39.241	35.017	228.3	16:00:34.917
26		1:45.253	37.235	38.684	29.334	224.0	15:49:40.979								
27		1:47.139	37.598	39.662	29.879	223.6	15:51:28.118								
28		1:45.320	37.455	38.549	29.316	224.5	15:53:13.438								
29		1:45.211	37.174	38.516	29.521	225.9	15:54:58.649								
30		1:47.311	38.443	39.114	29.754	226.4	15:56:45.960								
31		1:45.345	37.350	38.564	29.431	225.0	15:58:31.305								
32		1:56.222 P	37.508	40.635	38.079	225.9	16:00:27.527								





Hungaroring
International GT Open
Free Practice - 2
Lap Analysis



33

Zac Meakin

McLaren 720s GT3 Evo

51

Rafael Durán

Ferrari 296 GT3 EVO

PRO

Dean Macdonald

Greystone GT

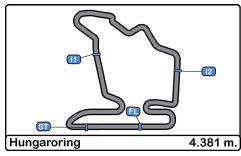
PRO

Tommaso Mosca

AF Corse

Lap	D	Time	Sector 1	Sector 2	Sector 3	T. Spd	Elapsed	Lap	D	Time	Sector 1	Sector 2	Sector 3	T. Spd	Elapsed
1		14:59:00.587	14:57:49.613	41.379	29.595		14:59:00.587	1		14:59:33.800	14:58:14.522	46.748	32.530		14:59:33.800
2		1:47.258	37.665	39.718	29.875	226.4	15:00:47.845	2		1:51.033	40.102	40.784	30.147	214.7	15:01:24.833
3		1:46.922	37.678	39.432	29.812	226.8	15:02:34.767	3		1:46.126	37.859	38.979	29.288	226.8	15:03:10.959
4		1:50.129 P	37.303	39.173	33.653	227.3	15:04:24.896	4		1:46.216	38.326	38.630	29.260	227.8	15:04:57.175
5		3:13.909	2:00.635	40.365	32.909		15:07:38.805	5		1:47.053	37.304	38.560	31.189	226.8	15:06:44.228
6		1:49.274	39.732	39.023	30.519	227.8	15:09:28.079	6		1:45.154	37.398	38.630	29.126	226.8	15:08:29.382
7		1:44.932	37.140	38.446	29.346	225.9	15:11:13.011	7		1:53.789 P	37.226	41.756	34.807	227.8	15:10:23.171
8		1:44.419	37.160	38.280	28.979	228.8	15:12:57.430	8		3:42.715	2:32.497	40.824	29.394		15:14:05.886
9		1:45.172	37.915	38.251	29.006	228.8	15:14:42.602	9		1:44.681	37.144	38.302	29.235	227.3	15:15:50.567
10		1:44.356	37.039	38.285	29.032	226.8	15:16:26.958	10		1:54.063	37.564	45.633	30.866	225.9	15:17:44.630
11		1:49.718 P	37.207	39.366	33.145	226.8	15:18:16.676	11		1:44.674	37.172	38.202	29.297	227.3	15:19:29.301
12		3:26.213	2:18.656	38.345	29.212		15:21:42.889	12		1:44.541	36.995	38.223	29.323	227.3	15:21:13.842
13		1:44.307	37.086	38.135	29.086	225.9	15:23:27.196	13		1:50.006 P	37.218	38.686	34.102	225.9	15:23:03.848
14		1:44.291	36.910	38.380	29.001	226.8	15:25:11.487	14		3:01.830	1:51.173	40.665	29.992		15:26:05.678
15		1:44.418	37.005	38.193	29.220	227.8	15:26:55.905	15		1:49.571	37.756	41.305	30.510	226.4	15:27:55.249
16		1:44.459	37.118	38.240	29.101	226.4	15:28:40.364	16		1:50.654	37.536	40.610	32.508	225.0	15:29:45.903
17		1:48.638 P	37.076	38.344	33.218	228.3	15:30:29.002	17		1:47.237	37.706	39.429	30.102	226.4	15:31:33.140
18		3:36.535	2:28.654	38.475	29.406		15:34:05.537	18		1:47.432	37.313	39.882	30.237	226.8	15:33:20.572
19		1:44.296	37.019	38.214	29.063	227.3	15:35:49.833	19		1:47.679	37.595	39.933	30.151	226.8	15:35:08.251
20		1:44.377	36.997	38.143	29.237	228.3	15:37:34.210	20		1:47.048	37.526	39.529	29.993	226.8	15:36:55.299
21		1:50.025 P	37.101	39.471	33.453	227.8	15:39:24.235	21		1:48.489	37.542	39.795	31.152	226.8	15:38:43.788
22		3:08.615	1:59.905	38.927	29.783		15:42:32.850	22		1:48.340	37.888	39.829	30.623	225.9	15:40:32.128
23		1:46.269	37.338	38.637	30.294	227.3	15:44:19.119	23		1:46.399	37.631	39.154	29.608	227.8	15:42:18.521
24		1:47.827	38.332	39.655	29.840	227.3	15:46:06.946	24		1:47.248	37.465	39.626	30.157	228.3	15:44:05.769
25		1:45.336	37.248	38.683	29.405	225.9	15:47:52.282	25		1:48.495	37.542	39.823	31.130	226.4	15:45:54.264
26		1:49.512 P	37.111	39.002	33.399	226.8	15:49:41.794	26		1:50.086	37.637	41.883	30.566	227.8	15:47:44.350
27		3:10.344 P	1:59.507	38.468	32.369		15:52:52.138	27		1:56.378 P	37.650	41.547	37.181	226.8	15:49:40.728
28		3:09.563 P	1:58.055	38.813	32.695		15:56:01.701	28		3:05.129	1:53.109	38.985	33.035		15:52:45.857
								29		1:48.766	36.936	38.741	33.089	229.2	15:54:34.623
								30		1:51.616	37.055	38.551	36.010	228.3	15:56:26.239
								31		1:44.730	37.177	38.300	29.253	226.8	15:58:10.969
								32		1:56.669 P	37.705	38.964	40.000	229.7	16:00:07.638





Hungaroring
International GT Open
Free Practice - 2
Lap Analysis



54

Dexter Müller

Mercedes AMG GT3 EVO

55

Laurent De Meeus

Ferrari 296 GT3 EVO

PROAM

Yannick Mettler

CBRX by SPS

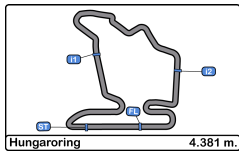
PROAM

Vincent Abril

AF Corse

Lap	D	Time	Sector 1	Sector 2	Sector 3	T. Spd	Elapsed	Lap	D	Time	Sector 1	Sector 2	Sector 3	T. Spd	Elapsed
1		15:00:35.558	14:59:19.432	39.932	36.194		15:00:35.558	1		14:59:17.312	14:58:02.308	39.645	35.359		14:59:17.312
2		1:48.585	37.794	39.400	31.391	225.9	15:02:24.143	2		1:47.877	38.785	39.627	29.465	228.8	15:01:05.189
3		1:45.206	37.187	38.553	29.466	227.8	15:04:09.349	3		1:45.465	37.192	38.397	29.876	228.8	15:02:50.654
4		1:45.006	37.170	38.516	29.320	226.8	15:05:54.355	4		1:45.714	37.137	38.488	30.089	229.2	15:04:36.368
5		1:45.289	37.186	38.648	29.455	227.3	15:07:39.644	5		1:48.490	37.476	40.171	30.843	227.8	15:06:24.858
6		1:49.229 P	37.163	38.716	33.350	228.8	15:09:28.873	6		1:44.727	37.022	38.461	29.244	229.2	15:08:09.585
7		3:20.258	2:08.625	39.872	31.761		15:12:49.131	7		1:44.688	37.145	38.384	29.159	230.7	15:09:54.273
8		1:49.237	37.065	37.718	34.454	226.8	15:14:38.368	8		1:50.134	37.114	40.151	32.869	229.2	15:11:44.407
9		1:43.959	36.948	37.837	29.174	225.4	15:16:22.327	9		1:51.308 P	37.198	41.028	33.082	228.3	15:13:35.715
10		1:43.941	36.895	37.976	29.070	225.9	15:18:06.268	10		3:16.523	2:00.631	41.385	34.507		15:16:52.238
11		1:48.762 P	36.950	38.845	32.967	227.3	15:19:55.030	11		1:50.484	38.669	41.281	30.534	223.6	15:18:42.722
12		3:05.763	1:53.425	40.784	31.554		15:23:00.793	12		1:50.647	38.165	40.125	32.357	226.4	15:20:33.369
13		1:47.661	37.841	39.988	29.832	223.6	15:24:48.454	13		1:53.037	39.094	42.301	31.642	222.2	15:22:26.406
14		1:49.789	39.281	40.430	30.078	225.0	15:26:38.243	14		1:50.553	39.771	40.251	30.531	222.2	15:24:16.959
15		1:47.873	37.642	40.267	29.964	223.1	15:28:26.116	15		1:52.628	38.702	40.567	33.359	225.9	15:26:09.587
16		1:49.565	38.835	40.271	30.459	225.0	15:30:15.681	16		1:50.871	38.287	42.167	30.417	224.5	15:28:00.458
17		1:52.394	37.793	43.936	30.665	225.4	15:32:08.075	17		1:48.289	38.036	39.998	30.255	227.3	15:29:48.747
18		1:47.598	37.769	40.019	29.810	227.8	15:33:55.673	18		1:48.356	38.252	39.805	30.299	226.4	15:31:37.103
19		1:47.644	37.649	39.639	30.353	225.4	15:35:43.314	19		1:48.249	37.950	39.883	30.416	226.8	15:33:25.352
20		1:47.024	37.693	39.370	29.961	224.0	15:37:30.338	20		1:55.122 P	39.430	40.913	34.779	227.8	15:35:20.474
21		1:46.783	37.655	39.377	29.751	226.4	15:39:17.121	21		3:16.375	2:02.656	43.033	30.686		15:38:36.849
22		1:46.818	37.609	39.477	29.732	224.5	15:41:03.939	22		1:48.204	38.148	39.894	30.162	225.9	15:40:25.053
23		1:46.850	37.616	39.597	29.637	225.4	15:42:50.789	23		1:47.361	37.833	39.510	30.018	227.3	15:42:12.414
24		1:46.592	37.564	39.175	29.853	226.8	15:44:37.381	24		1:47.068	37.741	39.470	29.857	226.4	15:43:59.482
25		1:50.935 P	37.763	39.689	33.483	225.0	15:46:28.316	25		1:46.996	37.702	39.242	30.052	226.4	15:45:46.478
26		3:01.092 P	1:48.912	38.795	33.385		15:49:29.408	26		1:48.577	37.871	39.759	30.947	225.9	15:47:35.055
27		4:38.568	3:27.891	40.440	30.237		15:54:07.976	27		1:47.283	37.900	39.470	29.913	226.8	15:49:22.338
28		1:47.518	38.749	39.210	29.559	164.1	15:55:55.494	28		1:46.914	37.758	39.355	29.801	225.4	15:51:09.252
29		1:46.651	37.230	38.892	30.529	227.3	15:57:42.145	29		1:59.585 P	40.786	41.976	36.823	218.1	15:53:08.837
30		2:06.250 P	45.105	42.760	38.385	157.2	15:59:48.395	30		2:57.724	1:49.300	39.250	29.174		15:56:06.561
								31		1:46.598 P	36.767	37.834	31.997	229.2	15:57:53.159





Hungaroring
International GT Open
Free Practice - 2
Lap Analysis



63

Leonardo Moncini

Lamborghini Huracan Evo 2

75

Filip Salaquarda

Audi R8 LMS GT3 Evo II

PRO Rodrigo Testa Scuderia Villorba Corse PROAM Libor Milota Team ISR

Lap D	Time	Sector 1	Sector 2	Sector 3	T. Spd	Elapsed	Lap D	Time	Sector 1	Sector 2	Sector 3	T. Spd	Elapsed
1	14:59:56.243	14:58:45.585	40.648	30.010		14:59:56.243	1	15:00:22.254	14:59:10.470	41.482	30.299		15:00:22.251
2	1:46.887	37.713	39.665	29.509	225.9	15:01:43.130	2	1:46.739	37.628	39.473	29.638	226.8	15:02:08.990
3	1:46.021	37.518	39.058	29.445	227.8	15:03:29.151	3	1:47.265	37.701	39.782	29.782	229.2	15:03:56.255
4	1:45.816	37.482	38.865	29.469	228.8	15:05:14.967	4	1:45.663	37.387	38.815	29.461	228.3	15:05:41.918
5	1:45.335	37.376	38.595	29.364	227.8	15:07:00.302	5	1:46.427	37.382	38.545	30.500	228.8	15:07:28.345
6	1:48.407 P	37.486	38.729	32.282	228.3	15:08:48.799	6	1:45.796	37.562	38.875	29.359	224.0	15:09:14.141
7	1:48.433	3:35.912	40.114	32.407		15:13:37.232	7	1:51.046 P	37.493	40.029	33.524	228.3	15:11:05.187
8	1:47.177	37.603	38.604	30.970	227.8	15:15:24.409	8	3:56.997	2:46.475	40.520	30.002		15:15:02.184
9	1:45.885	37.679	38.649	29.557	225.4	15:17:10.294	9	1:45.670	37.204	38.529	29.937	225.9	15:16:47.854
10	1:45.453	37.419	38.496	29.538	226.8	15:18:55.747	10	1:45.302	37.257	38.758	29.287	227.3	15:18:33.156
11	1:48.850 P	37.483	38.602	32.765	228.3	15:20:44.597	11	1:50.818	37.212	40.465	33.141	230.2	15:20:23.974
12	3:45.296	2:36.583	39.061	29.652		15:24:29.893	12	1:46.133	37.003	38.627	30.503	228.3	15:22:10.107
13	1:53.155	37.526	42.381	33.248	228.8	15:26:23.048	13	1:44.917	37.283	38.362	29.272	228.3	15:23:55.024
14	1:46.627	37.403	39.701	29.523	226.8	15:28:09.675	14	1:49.840 P	37.139	38.768	33.933	228.8	15:25:44.864
15	1:50.280 P	38.325	38.882	33.073	228.8	15:29:59.955	15	3:33.207	2:17.546	42.653	33.008		15:29:18.071
16	2:58.629	1:48.706	39.296	30.627		15:32:58.584	16	1:45.161	37.467	38.502	29.192	224.0	15:31:03.232
17	1:46.016	37.563	38.926	29.527	228.3	15:34:44.600	17	1:44.998	37.315	38.472	29.211	228.8	15:32:48.230
18	1:49.274	37.591	39.821	31.859	228.3	15:36:33.871	18	1:44.742	37.015	38.529	29.198	228.3	15:34:32.972
19	1:47.658	37.772	39.836	30.050	223.1	15:38:21.529	19	1:45.030	37.113	38.482	29.435	228.3	15:36:18.002
20	1:47.678	37.302	39.043	31.333	227.8	15:40:09.207	20	1:44.635	36.928	38.436	29.271	228.8	15:38:02.637
21	1:50.226 P	37.515	38.989	33.722	228.3	15:41:59.433	21	1:52.191 P	38.461	39.384	34.346	226.8	15:39:54.828
22	5:26.807	4:10.678	41.938	34.191		15:47:26.240	22	3:27.360	2:18.389	39.377	29.594		15:43:22.188
23	1:45.383	37.382	38.575	29.426	227.8	15:49:11.623	23	1:49.184	37.182	39.980	32.022	228.3	15:45:11.372
24	1:45.179	37.298	38.420	29.461	228.3	15:50:56.802	24	1:45.276	37.259	38.734	29.283	226.4	15:46:56.648
25	1:56.761	37.612	42.682	36.467	228.8	15:52:53.563	25	1:44.215	36.892	38.132	29.191	225.4	15:48:40.863
26	1:45.699	37.422	38.581	29.696	229.2	15:54:39.262	26	1:44.363	37.009	38.194	29.160	227.8	15:50:25.226
27	1:59.596 P	40.174	40.803	38.619	229.2	15:56:38.858	27	1:50.380 P	37.645	39.840	32.895	228.3	15:52:15.606

71

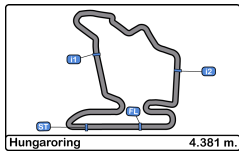
Christian Mansell

Mercedes AMG GT3 EVO

PRO Maximilian Götzt Team Motopark

Lap D	Time	Sector 1	Sector 2	Sector 3	T. Spd	Elapsed
1	15:00:38.196	14:59:21.076	41.619	35.501		15:00:38.196
2	1:47.036	37.659	39.576	29.801	225.0	15:02:25.232
3	1:46.359	37.618	39.207	29.534	227.8	15:04:11.591
4	1:47.785	39.014	39.094	29.677	206.5	15:05:59.376
5	1:45.990	37.458	38.810	29.722	227.3	15:07:45.366
6	1:46.159	37.559	38.969	29.631	225.9	15:09:31.525
7	1:46.656	37.434	39.506	29.716	227.8	15:11:18.181
8	1:49.354 P	37.377	38.961	33.016	226.8	15:13:07.535
9	3:01.066	1:49.183	39.438	32.445		15:16:08.601
10	1:46.431	37.507	39.244	29.680	225.0	15:17:55.032
11	1:45.721	37.310	39.026	29.385	226.4	15:19:40.753
12	1:49.685 P	37.578	39.353	32.754	226.8	15:21:30.438
13	8:43.847	7:29.142	41.440	33.265		15:30:14.285
14	1:43.709	36.873	37.895	28.941	225.4	15:31:57.994
15	1:48.716	38.131	39.999	30.586	226.8	15:33:46.710
16	1:43.455	36.875	37.746	28.834	226.4	15:35:30.165
17	1:47.502 P	36.859	38.144	32.499	227.8	15:37:17.667
18	6:37.008	5:29.299	38.555	29.154		15:43:54.675
19	1:44.220	36.946	38.370	28.904	225.0	15:45:38.895
20	1:50.691	37.049	41.826	31.816	225.9	15:47:29.586
21	1:43.713	36.860	38.067	28.786	226.4	15:49:13.299
22	1:49.248	36.908	41.178	31.162	226.8	15:51:02.547
23	1:43.980	36.879	38.080	29.021	226.4	15:52:46.527
24	1:51.613 P	36.823	38.725	36.065	229.7	15:54:38.140





Hungaroring
International GT Open
Free Practice - 2
Lap Analysis



77

Alfredo Hernández

Mercedes AMG GT3 EVO

79

Seweryn Mazur

Lamborghini Huracan Evo 2

AM

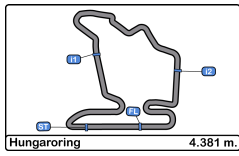
Grupo Prom Racing Team

AM

Sendom Racing Team

Lap	D	Time	Sector 1	Sector 2	Sector 3	T. Spd	Elapsed	Lap	D	Time	Sector 1	Sector 2	Sector 3	T. Spd	Elapsed
1		15:00:08.452 P	14:58:43.518	44.198	40.736		15:00:08.452	1		15:03:30.763	15:02:19.721	41.288	29.754		15:03:30.763
2		2:17.220 P	57.489	42.220	37.511		15:02:25.672	2		1:47.030	37.903	39.560	29.567	226.4	15:05:17.793
3		3:03.620	1:50.605	41.744	31.271		15:05:29.292	3		1:47.275	37.464	39.721	30.090	227.3	15:07:05.068
4		1:59.009	41.708	44.195	33.106	221.7	15:07:28.301	4		1:46.318	37.595	39.190	29.533	227.3	15:08:51.386
5		1:54.104	39.904	43.463	30.737	221.3	15:09:22.405	5		1:49.312 P	37.303	39.234	32.775	226.4	15:10:40.698
6		1:50.331	39.073	40.637	30.621	223.1	15:11:12.736	6		3:00.496	1:45.905	39.314	35.277		15:13:41.194
7		1:49.738	38.816	40.441	30.481	223.6	15:13:02.474	7		1:52.529	37.828	44.124	30.577	226.8	15:15:33.723
8		1:49.128	38.011	40.605	30.512	224.0	15:14:51.602	8		1:47.047	37.458	39.853	29.736	225.4	15:17:20.770
9		1:48.742	38.061	40.294	30.387	222.6	15:16:40.344	9		1:46.188	37.180	39.509	29.499	226.8	15:19:06.958
10		1:51.965	38.164	42.649	31.152	223.1	15:18:32.309	10		1:50.208 P	37.537	39.270	33.401	226.8	15:20:57.166
11		1:48.887	37.894	40.291	30.702	224.5	15:20:21.196	11		3:12.193	1:52.056	46.679	33.458		15:24:09.359
12		1:48.658	37.967	40.175	30.516	223.1	15:22:09.854	12		1:46.817	37.984	39.264	29.569	221.3	15:25:56.176
13		1:49.724	38.769	40.438	30.517	224.5	15:23:59.578	13		1:47.151	37.948	39.447	29.756	225.9	15:27:43.327
14		1:48.011	38.153	39.613	30.245	225.0	15:25:47.589	14		1:46.425	37.386	39.410	29.629	228.8	15:29:29.752
15		1:48.027	38.065	39.724	30.238	224.0	15:27:35.616	15		1:50.264 P	37.846	39.259	33.146	228.8	15:31:20.003
16		1:48.075	37.874	39.898	30.303	224.5	15:29:23.691	16		2:55.387	1:41.634	40.628	33.125		15:34:15.390
17		1:48.234	38.166	40.092	29.976	225.0	15:31:11.925	17		1:52.366	38.411	39.815	34.140	226.8	15:36:07.756
18		1:54.037 P	37.967	39.584	36.486	225.4	15:33:05.962	18		1:53.977	37.792	44.637	31.548	227.8	15:38:01.733
19		5:43.716	4:32.445	40.810	30.461		15:38:49.678	19		1:52.973	40.067	40.066	32.840	209.3	15:39:54.706
20		1:48.126	38.079	39.916	30.131	221.3	15:40:37.804	20		1:46.742	37.481	39.226	30.035	226.8	15:41:41.448
21		1:47.953	38.313	39.697	29.943	225.0	15:42:25.757	21		1:45.906	37.142	39.156	29.608	226.8	15:43:27.354
22		4:52.739	38.343	42.341	32.055	225.4	15:44:18.496	22		4:46.132	37.257	39.240	29.635	230.2	15:45:13.486
23		1:50.573	38.381	40.049	32.143	222.6	15:46:09.069	23		2:01.451 P	37.370	45.130	38.951	225.9	15:47:14.937
24		1:48.940	39.039	39.949	29.952	224.0	15:47:58.009	24		5:54.826	4:46.202	39.181	29.443		15:53:09.763
25		1:48.712	38.113	40.417	30.182	224.5	15:49:46.721	25		4:46.349	37.204	39.637	29.508	227.3	15:54:56.112
26		1:50.706	37.883	42.564	30.259	224.5	15:51:37.427	26		2:05.678 P	38.524	46.612	40.542	228.8	15:57:01.790
27		1:49.671	38.510	39.883	31.278	225.0	15:53:27.098								
28		1:54.387 P	37.959	41.111	35.317	225.4	15:55:21.485								
29		3:03.436 P	1:47.052	40.060	36.324		15:58:24.921								





Hungaroring
International GT Open
Free Practice - 2
Lap Analysis



88

Darren Kell

McLaren 720 Evo GT3

96

Yaroslav Veselaho

Ferrari 296 GT3 EVO

PROAM

James Kell

Track Focused

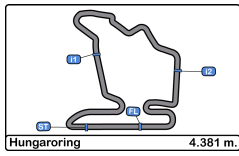
PRO

Thomas Neubauer

AF Corse

Lap	D	Time	Sector 1	Sector 2	Sector 3	T. Spd	Elapsed	Lap	D	Time	Sector 1	Sector 2	Sector 3	T. Spd	Elapsed
1		14:59:21.481	14:58:08.084	39.554	33.843		14:59:21.481	1		15:00:04.211	14:58:48.481	43.995	31.735		15:00:04.211
2		1:46.643	37.712	39.201	29.730	223.1	15:01:08.124	2		1:51.843	39.942	41.095	30.806	222.2	15:01:56.054
3		1:46.283	37.718	39.069	29.496	221.3	15:02:54.407	3		1:47.612	38.340	39.555	29.717	226.4	15:03:43.666
4		1:45.346	37.454	38.490	29.402	223.1	15:04:39.753	4		1:48.022	37.779	38.882	31.361	228.3	15:05:31.688
5		1:52.539 P	37.563	38.821	36.155	222.2	15:06:32.292	5		1:47.167	38.753	38.873	29.541	227.8	15:07:18.855
6		5:36.815	4:20.039	41.985	34.791		15:12:09.107	6		1:55.883 P	37.675	43.275	34.933	228.8	15:09:14.738
7		1:44.614	37.307	38.127	29.180	221.7	15:13:53.721	7		5:02.316	3:52.758	39.675	29.883		15:14:17.054
8		1:47.274	37.554	38.377	31.343	222.6	15:15:40.995	8		1:45.876	37.303	39.008	29.565	226.8	15:16:02.930
9		1:48.385 P	37.386	38.217	32.782	220.8	15:17:29.380	9		1:45.797	37.475	38.889	29.433	226.4	15:17:48.727
10		4:53.856	3:44.339	40.169	29.348		15:22:23.236	10		1:44.716	37.255	38.368	<u>29.093</u>	227.8	15:19:33.443
11		<u>1:44.603</u>	37.283	38.148	<u>29.172</u>	221.7	15:24:07.839	11		<u>1:44.480</u>	<u>37.050</u>	38.274	29.156	228.3	15:21:17.923
12		1:44.512	<u>37.208</u>	<u>38.076</u>	29.228	222.2	15:25:52.351	12		1:46.950	37.415	39.924	29.611	226.8	15:23:04.873
13		1:51.754 P	37.656	38.490	35.608	222.6	15:27:44.105	13		1:44.879	37.079	38.477	29.323	226.8	15:24:49.752
14		6:03.787 P	4:40.307	44.659	38.821		15:33:47.892	14		1:50.317 P	37.574	39.102	33.641	229.2	15:26:40.069
15		2:22.501	1:06.343	44.653	31.505		15:36:10.393	15		3:23.818	2:09.128	40.751	33.939		15:30:03.887
16		1:50.870	38.637	41.432	30.801	222.2	15:38:01.263	16		1:44.759	37.348	38.263	29.148	228.3	15:31:48.646
17		1:49.500	38.424	40.499	30.577	220.8	15:39:50.763	17		1:45.243	37.218	38.840	29.185	228.8	15:33:33.889
18		2:04.425	38.573	40.610	45.242	221.3	15:41:55.188	18		1:49.643	37.291	<u>38.222</u>	34.130	229.2	15:35:23.532
19		1:51.986	40.093	41.296	30.597	219.0	15:43:47.174	19		1:44.822	37.066	38.272	29.484	228.3	15:37:08.354
20		1:49.540	38.879	40.317	30.344	223.1	15:45:36.714	20		1:49.882 P	37.051	39.495	33.336	228.8	15:38:58.236
21		1:54.171	38.428	43.922	31.821	221.3	15:47:30.885	21		3:04.639 P	1:50.780	39.980	33.879		15:42:02.875
22		1:55.289 P	38.486	40.749	36.054	222.6	15:49:26.174	22		3:07.394 P	1:54.104	39.684	33.606		15:45:10.269
23		3:14.596	2:01.970	41.973	30.653		15:52:40.770	23		2:37.385	1:28.535	38.807	30.043		15:47:47.654
24		1:49.780	38.374	40.619	30.787	222.6	15:54:30.550	24		1:45.462	37.186	38.756	29.520	226.8	15:49:33.116
25		1:49.218	38.478	40.213	30.527	222.6	15:56:19.768	25		1:49.158 P	37.190	39.147	32.821	227.3	15:51:22.274
26		1:49.654	38.395	40.765	30.494	222.2	15:58:09.422	26		3:03.077 P	1:50.672	39.485	32.920		15:54:25.351
27		1:59.731 P	39.746	42.334	37.651	223.1	16:00:09.153	27		2:56.821	1:47.977	39.389	29.455		15:57:22.172
								28		1:48.322 P	37.139	38.322	32.861	228.8	15:59:10.494





Hungaroring
International GT Open
Free Practice - 2
Lap Analysis



97

Charles Bateman

Aston Martin AMR Vantage GT3 EVO

107

Rey Acosta

Ferrari 296 GT3 EVO

PROAM

Kobe Pauwels

Blackthorn

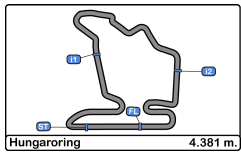
AM

Marco Bonanomi

AF Corse

Lap	D	Time	Sector 1	Sector 2	Sector 3	T. Spd	Elapsed	Lap	D	Time	Sector 1	Sector 2	Sector 3	T. Spd	Elapsed
1		14:59:28.437	14:58:18.849	40.033	29.555		14:59:28.437	1		15:00:39.154	14:59:20.168	45.423	33.563		15:00:39.154
2		1:46.373	37.575	39.070	29.728	227.8	15:01:14.810	2		1:55.014	40.876	42.107	32.031	221.3	15:02:34.168
3		1:46.949	37.416	38.693	29.940	228.8	15:03:00.859	3		1:53.160	41.709	41.019	30.432	209.3	15:04:27.328
4		1:45.138	37.256	38.568	29.314	228.8	15:04:45.997	4		1:47.680	38.258	39.728	29.694	225.4	15:06:15.008
5		1:50.791 P	37.587	39.499	33.705	228.3	15:06:36.788	5		1:52.667	39.448	41.270	31.949	227.3	15:08:07.675
6		4:55.484	3:45.433	40.392	29.659		15:11:32.272	6		1:47.932	37.498	39.024	31.410	227.3	15:09:55.607
7		1:47.450	38.055	39.592	29.803	226.8	15:13:19.722	7		1:45.647	37.532	38.772	29.343	226.8	15:11:41.254
8		1:51.723	39.883	40.928	30.912	227.3	15:15:11.445	8		1:45.920	37.298	38.524	30.098	225.9	15:13:27.174
9		1:48.486	38.172	40.296	30.018	227.3	15:16:59.931	9		1:45.496	37.375	38.599	29.522	227.8	15:15:12.670
10		2:02.545	38.229	52.591	31.725	227.3	15:19:02.476	10		1:56.137 P	37.530	41.486	37.121	226.4	15:17:08.807
11		1:47.754	38.034	39.569	30.151	228.3	15:20:50.230	11		1:45.523	3:06.753	39.139	29.631		15:21:24.330
12		1:52.514 P	38.260	39.963	34.291	226.4	15:22:42.744	12		1:45.692	37.457	38.843	29.392	224.0	15:23:10.022
13		5:02.711	3:50.159	40.466	32.086		15:27:45.455	13		1:45.383	37.403	38.488	29.492	225.9	15:24:55.405
14		1:46.909	37.826	39.332	29.751	226.8	15:29:32.364	14		1:45.474	37.413	38.627	29.431	227.3	15:26:40.876
15		1:47.034	37.678	39.743	29.613	226.8	15:31:19.398	15		1:49.356	37.580	41.766	30.010	226.4	15:28:30.232
16		1:46.285	37.540	39.294	29.451	227.8	15:33:05.683	16		1:46.340	37.556	38.771	30.013	226.4	15:30:16.572
17		1:45.949	37.373	38.985	29.591	228.3	15:34:51.632	17		1:51.079 P	37.517	39.534	34.028	224.5	15:32:07.651
18		1:45.823	37.483	39.005	29.335	226.8	15:36:37.455	18		4:56.592	3:41.869	42.689	32.034		15:37:04.243
19		1:50.945	39.560	39.838	31.547	227.8	15:38:28.400	19		1:50.416	38.884	40.128	31.404	221.7	15:38:54.659
20		1:46.306	37.599	39.082	29.625	226.4	15:40:14.706	20		1:55.621	40.212	43.428	31.981	223.1	15:40:50.280
21		1:55.566 P	38.603	42.043	34.920	228.3	15:42:10.272	21		1:50.778	38.802	40.904	31.072	217.7	15:42:41.058
22		3:19.288	2:06.176	39.230	33.882		15:45:29.560	22		1:50.454	39.029	40.414	31.011	225.4	15:44:31.512
23		1:49.001	37.461	41.988	29.552	226.4	15:47:18.561	23		1:48.819	38.479	40.066	30.274	222.6	15:46:20.331
24		1:45.355	37.338	38.567	29.450	227.3	15:49:03.916	24		1:50.493	38.523	41.030	30.940	223.6	15:48:10.824
25		1:45.471	37.354	38.632	29.485	226.8	15:50:49.387	25		1:49.311	38.460	40.316	30.535	224.0	15:50:00.135
26		1:50.019 P	38.169	39.210	32.640	227.3	15:52:39.406	26		2:03.317 P	40.982	41.426	40.909	223.6	15:52:03.452
27		4:49.645	3:36.770	39.284	33.591		15:57:29.051								
28		1:49.946 P	37.271	38.626	34.049	228.3	15:59:18.997								





Hungaroring
International GT Open
Free Practice - 2
Lap Analysis

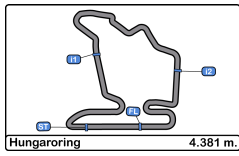


500 Antal Zsigo BMW M4 GT3 EVO **777** Marcin Jedliński Ferrari 296 GT3 EVO

AM Csaba Walter Gamota Racing PROAM Karol Basz Olimp Racing

Lap	D	Time	Sector 1	Sector 2	Sector 3	T. Spd	Elapsed	Lap	D	Time	Sector 1	Sector 2	Sector 3	T. Spd	Elapsed
1		14:59:11.072 P	14:57:52.257	43.369	35.446		14:59:11.072	1		15:05:38.470	15:04:25.538	42.739	30.193		15:05:38.470
2		2:56.748	1:44.893	41.259	30.596		15:02:07.820	2		1:47.603	37.940	39.363	30.300	225.9	15:07:26.073
3		1:50.499	38.477	41.126	30.896	224.0	15:03:58.319	3		1:45.693	37.199	38.895	29.599	227.3	15:09:11.766
4		1:47.751	38.137	39.505	30.109	226.4	15:05:46.070	4		1:46.160	37.330	39.169	29.661	226.4	15:10:57.926
5		1:47.316	37.863	39.456	29.997	225.9	15:07:33.386	5		1:46.487	37.510	39.348	29.629	224.5	15:12:44.413
6		1:49.272	37.768	40.765	30.739	227.3	15:09:22.658	6		1:46.578	37.332	39.625	29.621	226.8	15:14:30.991
7		1:51.071	39.095	40.655	31.321	226.4	15:11:13.729	7		1:46.199	37.586	38.974	29.639	225.0	15:16:17.190
8		1:51.534	38.076	40.525	32.933	226.4	15:13:05.263	8		1:45.993	37.412	39.006	29.575	225.4	15:18:03.183
9		1:47.023	37.737	39.409	29.877	226.8	15:14:52.286	9		1:49.870	37.322	42.080	30.468	226.4	15:19:53.053
10		1:52.213 P	38.221	39.793	34.199	225.0	15:16:44.499	10		1:45.914	37.440	38.869	29.605	225.4	15:21:38.967
11		6:23.615	5:09.875	43.011	30.729		15:23:08.114	11		1:53.328	37.934	44.752	30.642	225.4	15:23:32.295
12		1:45.979	37.740	38.841	29.398	223.6	15:24:54.093	12		1:46.362	37.587	39.319	29.456	225.4	15:25:18.657
13		1:45.986	37.470	38.892	29.624	225.4	15:26:40.079	13		1:46.731	37.721	39.156	29.854	226.8	15:27:05.388
14		1:52.238	37.897	40.239	34.102	224.5	15:28:32.317	14		1:53.655 P	37.619	39.358	36.678	225.9	15:28:59.043
15		1:46.900	37.433	39.232	30.235	225.4	15:30:19.217	15		4:40.925	3:30.627	39.423	30.875		15:33:39.968
16		1:51.469 P	37.795	39.427	34.247	225.9	15:32:10.686	16		1:48.225	37.681	38.949	31.595	228.3	15:35:28.193
17		4:37.430	3:23.033	42.857	31.540		15:36:48.116	17		1:44.538	37.080	38.316	29.142	227.3	15:37:12.731
18		1:49.662	38.525	40.855	30.282	223.6	15:38:37.778	18		1:51.895	36.937	43.575	31.383	228.8	15:39:04.626
19		1:48.564	38.407	40.050	30.107	224.0	15:40:26.342	19		1:51.289	36.985	38.673	35.631	227.3	15:40:55.915
20		1:48.341	38.143	40.001	30.197	225.9	15:42:14.683	20		1:44.414	36.857	38.213	29.344	227.8	15:42:40.329
21		1:49.481	39.121	40.049	30.311	224.5	15:44:04.164	21		1:46.297	36.867	38.031	31.399	229.2	15:44:26.626
22		1:48.550	37.964	40.104	30.482	224.0	15:45:52.714	22		1:51.072	39.946	40.252	30.874	221.3	15:46:17.698
23		1:56.801 P	38.248	40.136	38.417	223.6	15:47:49.515	23		1:44.773	37.149	38.235	29.389	227.8	15:48:02.471
24		5:43.851	4:33.121	40.560	30.170		15:53:33.366	24		1:44.858	36.844	37.998	30.016	228.3	15:49:47.329
25		1:47.615	38.071	39.759	29.785	225.4	15:55:20.981	25		1:47.464	37.453	39.747	30.264	229.2	15:51:34.793
26		1:52.732 P	38.111	39.765	34.856	225.9	15:57:13.713	26		1:49.865 P	37.117	38.789	33.959	229.2	15:53:24.658
								27		3:03.168	1:48.359	38.327	36.482		15:56:27.826
								28		1:44.046	36.701	37.999	29.346	230.2	15:58:11.872
								29		1:59.185 P	42.027	40.590	36.568	194.2	16:00:11.057





Hungaroring
International GT Open
Free Practice - 2
Lap Analysis



911

Pietro Armani

Porsche 911 GT3 R EVO (992)

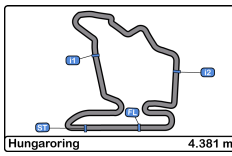
PRO

Alex Fontana

ZRS Motorsport

Lap	D	Time	Sector 1	Sector 2	Sector 3	T. Spd	Elapsed
1		15:00:15.297	14:59:03.704	41.221	30.372		15:00:15.297
2		1:46.308	37.698	39.094	29.516	225.0	15:02:01.605
3		1:45.668	37.428	38.929	29.311	227.3	15:03:47.273
4		1:46.137	37.360	39.469	29.308	227.3	15:05:33.410
5		1:48.249	37.849	40.965	29.405	227.3	15:07:21.629
6		1:45.505	37.405	38.993	29.107	227.3	15:09:07.134
7		1:46.854	37.275	38.871	30.708	226.4	15:10:53.988
8		1:46.265	37.635	38.843	29.787	225.4	15:12:40.253
9		1:48.647 P	37.402	38.684	32.561	226.8	15:14:28.900
10		3:06.064	1:51.873	41.303	32.888		15:17:34.964
11		1:45.817	37.568	38.797	29.452	226.4	15:19:20.781
12		1:45.258	37.382	38.573	29.303	226.8	15:21:06.039
13		1:44.798	37.232	38.384	29.182	225.9	15:22:50.837
14		1:44.446	37.144	38.215	29.087	226.8	15:24:35.283
15		1:54.666 P	37.132	43.339	34.195	227.3	15:26:29.949
16		4:30.178	3:20.462	40.137	29.579		15:31:00.127
17		1:45.161	37.208	38.520	29.433	225.4	15:32:45.288
18		1:44.592	37.119	38.272	29.201	226.4	15:34:29.880
19		1:51.824	37.751	39.251	34.822	226.4	15:36:21.704
20		1:44.223	37.131	38.078	29.014	226.8	15:38:05.927
21		1:50.322 P	36.982	39.734	33.606	227.8	15:39:56.249
22		3:08.052	1:52.031	44.149	31.872		15:43:04.301
23		1:44.690	37.119	38.344	29.227	226.8	15:44:48.991
24		1:44.308	36.992	38.241	29.075	225.0	15:46:33.299
25		1:44.457	36.994	38.318	29.145	225.4	15:48:17.756
26		1:44.308	36.893	38.226	29.189	226.8	15:50:02.064
27		1:48.435	37.003	38.561	32.871	225.4	15:51:50.499
28		1:43.933	36.778	38.074	29.081	227.8	15:53:34.432
29		1:53.740	38.299	43.993	31.448	228.8	15:55:28.172
30		1:43.997	36.869	37.995	29.133	227.3	15:57:12.169
31		1:47.733 P	36.874	38.060	32.799	227.8	15:58:59.902



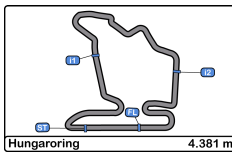


Hungaroring
International GT Open
Free Practice - 2
Best Sectors Results



Sector - 1			Sector - 2			Sector - 3			Ideal Lap vs Best Lap		
Clas	Nº Driver	Time	Nº Driver	Time	Nº Driver	Time	Clas	Nº Driver	Ideal Lap	Best Lap	Clas
1	777 Jedliński - Basz	36.701	11 Schwarzer - Fach	37.549	71 Mansell - Götzt	28.786	1	11 Schwarzer - Fach	1:43.240	1:43.535	2
2	75 Salaquarda - Milota	36.763	54 Müller - Mettler	37.718	11 Schwarzer - Fach	28.827	2	71 Mansell - Götzt	1:43.355	1:43.455	1
3	55 De Meeus - Abril	36.767	71 Mansell - Götzt	37.746	33 Meakin - Macdonald	28.979	3	54 Müller - Mettler	1:43.683	1:43.941	4
4	911 Armanni - Fontana	36.778	55 De Meeus - Abril	37.834	28 Ramírez - Baumann	29.013	4	55 De Meeus - Abril	1:43.760	1:44.727	14
5	71 Mansell - Götzt	36.823	17 Emson - Lebbon	37.914	911 Armanni - Fontana	29.014	5	911 Armanni - Fontana	1:43.787	1:43.933	3
6	11 Schwarzer - Fach	36.864	911 Armanni - Fontana	37.995	54 Müller - Mettler	29.070	6	777 Jedliński - Basz	1:43.841	1:44.046	5
7	54 Müller - Mettler	36.895	777 Jedliński - Basz	37.998	96 Veselaho - Neubauer	29.093	7	33 Meakin - Macdonald	1:44.024	1:44.291	7
8	33 Meakin - Macdonald	36.910	16 Hahn - Osman	38.057	17 Emson - Lebbon	29.113	8	17 Emson - Lebbon	1:44.025	1:44.307	8
9	51 Durán - Mosca	36.936	28 Ramírez - Baumann	38.061	16 Hahn - Osman	29.115	9	75 Salaquarda - Milota	1:44.055	1:44.215	6
10	17 Emson - Lebbon	36.998	88 Kell - Kell	38.076	51 Durán - Mosca	29.126	10	28 Ramírez - Baumann	1:44.074	1:44.531	11
11	28 Ramírez - Baumann	37.000	75 Salaquarda - Milota	38.132	6 Lewandowski - Lewandowski	29.129	11	51 Durán - Mosca	1:44.264	1:44.541	12
12	96 Veselaho - Neubauer	37.050	33 Meakin - Macdonald	38.135	24 Borodin - Webb	29.132	12	96 Veselaho - Neubauer	1:44.365	1:44.480	9
13	5 Jedliński - Korzeniowski	37.098	51 Durán - Mosca	38.202	12 Joel Monegro Reyes	29.137	13	88 Kell - Kell	1:44.456	1:44.603	13
14	24 Borodin - Webb	37.101	96 Veselaho - Neubauer	38.222	777 Jedliński - Basz	29.142	14	16 Hahn - Osman	1:44.503	1:44.503	10
15	79 Seweryn Mazur	37.142	24 Borodin - Webb	38.330	55 De Meeus - Abril	29.159	15	24 Borodin - Webb	1:44.563	1:44.947	16
16	26 Blanchemain - Pla	37.174	5 Jedliński - Korzeniowski	38.355	75 Salaquarda - Milota	29.160	16	5 Jedliński - Korzeniowski	1:44.728	1:44.744	15
17	7 Darmetko - Dybionka	37.179	7 Darmetko - Dybionka	38.365	88 Kell - Kell	29.172	17	26 Blanchemain - Pla	1:44.902	1:45.211	19
18	88 Kell - Kell	37.208	26 Blanchemain - Pla	38.412	5 Jedliński - Korzeniowski	29.275	18	6 Lewandowski - Lewandowski	1:44.981	1:45.135	17
19	97 Bateman - Pauwels	37.256	63 Moncini - Testa	38.420	97 Bateman - Pauwels	29.314	19	7 Darmetko - Dybionka	1:45.078	1:45.226	20
20	12 Joel Monegro Reyes	37.277	107 Acosta - Bonanomi	38.488	26 Blanchemain - Pla	29.316	20	63 Moncini - Testa	1:45.082	1:45.179	18
21	63 Moncini - Testa	37.298	6 Lewandowski - Lewandowski	38.513	107 Acosta - Bonanomi	29.343	21	107 Acosta - Bonanomi	1:45.129	1:45.383	22
22	107 Acosta - Bonanomi	37.298	97 Bateman - Pauwels	38.567	63 Moncini - Testa	29.364	22	97 Bateman - Pauwels	1:45.137	1:45.355	21
23	16 Hahn - Osman	37.331	12 Joel Monegro Reyes	38.802	500 Zsigo - Walter	29.398	23	12 Joel Monegro Reyes	1:45.216	1:45.406	23
24	6 Lewandowski - Lewandowski	37.339	500 Zsigo - Walter	38.841	14 Wira - Magdziarz	29.435	24	500 Zsigo - Walter	1:45.672	1:45.979	25
25	500 Zsigo - Walter	37.433	14 Wira - Magdziarz	39.089	79 Seweryn Mazur	29.443	25	79 Seweryn Mazur	1:45.741	1:45.906	24
26	14 Wira - Magdziarz	37.485	79 Seweryn Mazur	39.156	7 Darmetko - Dybionka	29.534	26	14 Wira - Magdziarz	1:46.009	1:46.279	26
27	77 Alfredo Hernández	37.874	77 Alfredo Hernández	39.584	77 Alfredo Hernández	29.943	27	77 Alfredo Hernández	1:47.401	1:47.953	27



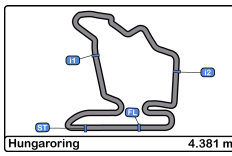


Hungaroring
International GT Open
Free Practice - 2
Best 5 Lap Times



Cl	N° Entrant/Team	Nat	Driver 1	Nat	Driver 2	Nat	Vehicle	Cat	Cl	Best 1		Best 2		Best 3		Best 4		Best 5	
										Time	Lap	Time	Lap	Time	Lap	Time	Lap	Time	Lap
1	71 Team Motopark	DEU	Christian Mansell	AUS	Maximilian Götz	DEU	Mercedes AMG GT3 EVO	PRO	1	1:43.455	16	1:43.709	14	1:43.713	21	1:43.980	23	1:44.220	19
2	11 Fach Auto Tech	CHE	Alexander Schwarzer	DEU	Alexander Fach	CHE	Porsche 911 GT3 R EVO (992)	PROAM	1	1:43.535	28	1:43.573	27	1:44.983	24	1:45.211	17	1:45.570	20
3	911 ZRS Motorsport	ITA	Pietro Armanni	ITA	Alex Fontana	CHE	Porsche 911 GT3 R EVO (992)	PRO	2	1:43.933	28	1:43.997	30	1:44.223	20	1:44.308	24	1:44.308	26
4	54 CBRX by SPS	DEU	Dexter Müller	CHE	Yannick Mettler	CHE	Mercedes AMG GT3 EVO	PROAM	2	1:43.941	10	1:43.959	9	1:45.006	4	1:45.206	3	1:46.592	24
5	777 Olimp Racing	POL	Marcin Jedliński	POL	Karol Basz	POL	Ferrari 296 GT3 EVO	PROAM	3	1:44.046	28	1:44.414	20	1:44.773	23	1:44.858	24	1:45.693	3
6	75 Team ISR	CZE	Filip Salaquarda	CZE	Libor Milota	CZE	Audi R8 LMS GT3 Evo II	PROAM	4	1:44.215	25	1:44.363	26	1:44.438	29	1:44.635	20	1:44.742	18
7	33 Greystone GT	GBR	Zac Meakin	GBR	Dean Macdonald	GBR	McLaren 720s GT3 Evo	PRO	3	1:44.291	14	1:44.296	19	1:44.307	13	1:44.356	10	1:44.377	20
8	17 Elite Motorsport with Entire Race Engineering	GBR	Tom Emson	GBR	Tom Lebbon	GBR	Ferrari 296 GT3 EVO	PRO	4	1:44.307	11	1:44.460	9	1:44.582	15	1:45.007	16	1:45.197	26
9	96 AF Corse	ITA	Yaroslav Veselaho	CZE	Thomas Neubauer	CZE	Ferrari 296 GT3 EVO	PRO	5	1:44.480	11	1:44.716	10	1:44.759	16	1:44.879	13	1:45.797	9
10	16 AF Corse	ITA	Marcelo Hahn	BRA	Galid Osman	BRA	Ferrari 296 GT3 EVO	AM	1	1:44.503	13	1:45.355	10	1:46.043	5	1:46.102	4	1:46.448	3
11	28 Team Motopark	DEU	Marcelo Ramírez	MEX	Dominik Baumann	ITA	Mercedes AMG GT3 EVO	PRO	6	1:44.531	24	1:44.609	23	1:44.761	22	1:45.411	5	1:45.788	9
12	51 AF Corse	ITA	Rafael Durán	ESP	Tommaso Mosca	ITA	Ferrari 296 GT3 EVO	PRO	7	1:44.541	12	1:44.681	9	1:44.730	31	1:46.216	4	1:47.048	20
13	88 Track Focused	GBR	Darren Kell	GBR	James Kell	GBR	McLaren 720 Evo GT3	PROAM	5	1:44.603	11	1:44.614	7	1:45.346	4	1:46.283	3	1:46.643	2
14	55 AF Corse	ITA	Laurent De Meeus	BEL	Vincent Abril	FRA	Ferrari 296 GT3 EVO	PROAM	6	1:44.727	6	1:45.465	3	1:45.714	4	1:46.598	31	1:46.914	28
15	5 Olimp Racing	POL	Stanislaw Jedliński	POL	Krystian Korzeniowski	POL	Ferrari 296 GT3 EVO	AM	2	1:44.744	3	1:45.132	4	1:45.294	2	1:45.483	9	1:45.735	8
16	24 Greystone GT	GBR	Andrey Borodin	GBR	Oliver Webb	GBR	McLaren 720s GT3 Evo	PROAM	7	1:44.947	14	1:45.498	4	1:47.371	9	1:49.382	16	1:49.652	7
17	6 Baron Motorsport Team	AUT	Andrzej Lewandowski	POL	Adrian Lewandowski	POL	Ferrari 296 GT3	AM	3	1:45.135	14	1:45.227	26	1:45.229	13	1:45.267	25	1:45.598	28
18	63 Scuderia Villorba Corse	ITA	Leonardo Moncini	ITA	Rodrigo Testa	PRT	Lamborghini Huracan Evo 2	PRO	8	1:45.179	24	1:45.335	5	1:45.383	23	1:45.453	10	1:45.699	26
19	26 Saintéloc Racing	FRA	Michaël Blanchemain	FRA	Jim Pla	FRA	Audi R8 LMS GT3 Evo II	PROAM	8	1:45.211	29	1:45.320	28	1:45.651	10	1:45.718	12	1:46.412	6
20	7 4F PTT Racing Team	POL	Hubert Darmetko	POL	Fabian Dybionka	POL	BMW M4 GT3 EVO	PROAM*	9	1:45.226	6	1:45.441	5	1:45.771	30	1:45.913	27	1:45.920	4
21	97 Blackthorn	GBR	Charles Bateman	GBR	Kobe Pauwels	BEL	Aston Martin AMR Vantage GT3	PROAM	10	1:45.355	24	1:45.471	25	1:45.823	18	1:45.949	17	1:46.285	16
22	107 AF Corse	ITA	Rey Acosta	USA	Marco Bonanomi	ITA	Ferrari 296 GT3 EVO	AM	4	1:45.383	13	1:45.496	9	1:45.647	7	1:45.692	12	1:47.932	6
23	12 Fach Auto Tech	CHE	Joel Monegro Reyes	CHE		DOM	Porsche 911 GT3 R EVO (992)	AM	5	1:45.406	25	1:45.432	28	1:45.594	21	1:45.718	24	1:45.867	17
24	79 Sendom Racing Team	POL	Seweryn Mazur	POL		POL	Lamborghini Huracan Evo 2	AM	6	1:45.906	21	1:46.188	9	1:46.318	4	1:46.425	14	1:46.742	20
25	500 Gamota Racing	SVK	Antal Zsigo	SVK	Csaba Walter	HUN	BMW M4 GT3 EVO	AM	7	1:45.979	12	1:45.986	13	1:46.900	15	1:47.023	9	1:47.316	5
26	14 Good Speed Racing Team	POL	Piotr Wira	POL	Tomasz Magdziarz	POL	Aston Martin AMR Vantage GT3	AM	8	1:46.279	20	1:46.756	22	1:46.932	15	1:47.170	30	1:47.181	26
27	77 Grupo Prom Racing Team	DEU	Alfredo Hernández	MEX		MEX	Mercedes AMG GT3 EVO	AM	9	1:47.953	21	1:48.011	14	1:48.027	15	1:48.075	16	1:48.126	20



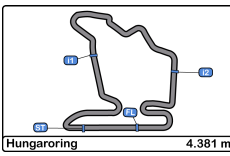


Hungaroring
International GT Open
Free Practice - 2
Best 5 Top Speeds



Cl	N°	Entrant/Team	Nat	Driver 1	Nat	Driver 2	Nat	Vehicle	Cat	Cl	Top 1		Top 2		Top 3		Top 4		Top 5		Avg
											Km/h	Lap	Km/h	Lap	Km/h	Lap	Km/h	Lap	Km/h	Lap	
1	7	4F PTT Racing Team	POL	Hubert Darmetko	POL	Fabian Dybionka	POL	BMW M4 GT3 EVO	PROAM*	1	230.7	27	230.2	4	230.2	31	229.7	30	229.7	32	230.1
2	55	AF Corse	ITA	Laurent De Meeus	BEL	Vincent Abril	FRA	Ferrari 296 GT3 EVO	PROAM	2	230.7	7	229.2	4	229.2	6	229.2	8	229.2	31	229.5
3	75	Team ISR	CZE	Filip Salaquarda	CZE	Libor Milota	CZE	Audi R8 LMS GT3 Evo II	PROAM	3	230.7	30	230.2	11	229.2	3	229.2	29	228.8	5	229.6
4	79	Sendom Racing Team	POL	Seweryn Mazur	POL			Lamborghini Huracan Evo 2	AM	1	230.2	22	228.8	14	228.8	15	228.8	26	227.8	18	228.9
5	777	Olimp Racing	POL	Marcin Jedliński	POL	Karol Basz	POL	Ferrari 296 GT3 EVO	PROAM	4	230.2	28	229.2	21	229.2	25	229.2	26	228.8	18	229.3
6	51	AF Corse	ITA	Rafael Durán	ESP	Tommaso Mosca	ITA	Ferrari 296 GT3 EVO	PRO	1	229.7	32	229.2	29	228.3	24	228.3	30	227.8	4	228.7
7	71	Team Motopark	DEU	Christian Mansell	AUS	Maximilian Götz	DEU	Mercedes AMG GT3 EVO	PRO	2	229.7	24	227.8	3	227.8	7	227.8	17	227.3	5	228.1
8	63	Scuderia Villorba Corse	ITA	Leonardo Moncini	ITA	Rodrigo Testa	PRT	Lamborghini Huracan Evo 2	PRO	3	229.2	26	229.2	27	228.8	4	228.8	13	228.8	15	229.0
9	96	AF Corse	ITA	Yaroslav Veselaho	CZE	Thomas Neubauer	FRA	Ferrari 296 GT3 EVO	PRO	4	229.2	14	229.2	18	228.8	6	228.8	17	228.8	20	229.0
10	14	Good Speed Racing Team	POL	Piotr Wira	POL	Tomasz Magdziarz	POL	Aston Martin AMR Vantage GT3	AM	2	228.8	31	228.8	32	228.3	30	227.8	6	227.8	29	228.3
11	17	Elite Motorsport with Entire Race Engineering	GBR	Tom Emson	GBR	Tom Lebbon	GBR	Ferrari 296 GT3 EVO	PRO	5	228.8	8	228.8	20	228.8	26	228.3	12	228.3	27	228.6
12	33	Greystone GT	GBR	Zac Meakin	GBR	Dean Macdonald	GBR	McLaren 720s GT3 Evo	PRO	6	228.8	8	228.8	9	228.3	17	228.3	20	227.8	6	228.4
13	54	CBRX by SPS	DEU	Dexter Müller	CHE	Yannick Mettler	CHE	Mercedes AMG GT3 EVO	PROAM	5	228.8	6	227.8	3	227.8	18	227.3	5	227.3	11	227.8
14	97	Blackthorn	GBR	Charles Bateman	GBR	Kobe Pauwels	BEL	Aston Martin AMR Vantage GT3	PROAM	6	228.8	3	228.8	4	228.3	5	228.3	11	228.3	17	228.5
15	911	ZRS Motorsport	ITA	Pietro Armani	ITA	Alex Fontana	CHE	Porsche 911 GT3 R EVO (992)	PRO	7	228.8	29	227.8	21	227.8	28	227.8	31	227.3	3	227.9
16	16	AF Corse	ITA	Marcelo Hahn	BRA	Galid Osman	BRA	Ferrari 296 GT3 EVO	AM	3	228.3	6	226.4	3	226.4	5	226.4	11	225.4	4	226.6
17	28	Team Motopark	DEU	Marcelo Ramírez	MEX	Dominik Baumann	AUT	Mercedes AMG GT3 EVO	PRO	8	228.3	25	227.3	3	227.3	6	227.3	24	226.8	22	227.4
18	107	AF Corse	ITA	Rey Acosta	USA	Marco Bonanomi	ITA	Ferrari 296 GT3 EVO	AM	4	227.8	9	227.3	5	227.3	6	227.3	14	226.8	7	227.3
19	6	Baron Motorsport Team	AUT	Andrzej Lewandowski	POL	Adrian Lewandowski	POL	Ferrari 296 GT3	AM	5	227.3	24	226.8	9	225.9	26	225.4	6	225.4	23	226.2
20	12	Fach Auto Tech	CHE	Joel Monegro Reyes	DOM			Porsche 911 GT3 R EVO (992)	AM	6	227.3	27	226.8	14	226.8	18	226.8	22	226.8	29	226.9
21	24	Greystone GT	GBR	Andrey Borodin	IND	Oliver Webb	GBR	McLaren 720s GT3 Evo	PROAM	7	227.3	12	227.3	15	226.8	4	226.8	6	226.8	7	227.0
22	500	Gamota Racing	SVK	Antal Zsigo	SVK	Csaba Walter	HUN	BMW M4 GT3 EVO	AM	7	227.3	6	226.8	9	226.4	4	226.4	7	226.4	8	226.7
23	26	Saintéloc Racing	FRA	Michaël Blanchemain	FRA	Jim Pla	FRA	Audi R8 LMS GT3 Evo II	PROAM	8	226.4	30	225.9	29	225.9	32	225.0	7	225.0	31	225.6
24	11	Fach Auto Tech	CHE	Alexander Schwarzer	DEU	Alexander Fach	CHE	Porsche 911 GT3 R EVO (992)	PROAM	9	225.4	28	225.0	4	225.0	20	225.0	29	225.0	30	225.0
25	77	Grupo Prom Racing Team	DEU	Alfredo Hernández	MEX			Mercedes AMG GT3 EVO	AM	8	225.4	18	225.4	22	225.4	28	225.0	14	225.0	17	225.2
26	88	Track Focused	GBR	Darren Kell	GBR	James Kell	GBR	McLaren 720 Evo GT3	PROAM	10	223.1	2	223.1	4	223.1	20	223.1	27	222.6	8	223.0



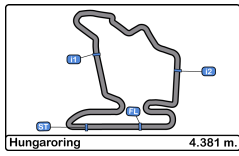


Hungaroring
International GT Open
Free Practice - 2
Fastest Laps Sequence



Lap	Time of Day	Session Time	N° Entrant/Team	Nat	Driver 1	Nat	Driver 2	Nat	Vehicle	Cat	Time	Km/h
2	15:00:40.240	3:40.240	7 4F PTT Racing Team	POL	Hubert Darmetko	POL	Fabian Dybionka	POL	BMW M4 GT3 EVO	PROAM*	1:48.720	145.0
2	15:00:47.845	3:47.845	33 Greystone GT	GBR	Zac Meakin	GBR	Dean Macdonald	GBR	McLaren 720s GT3 Evo	PRO	1:47.258	147.0
2	15:01:08.124	4:08.124	88 Track Focused	GBR	Darren Kell	GBR	James Kell	GBR	McLaren 720 Evo GT3	PROAM	1:46.643	147.8
2	15:01:14.810	4:14.810	97 Blackthorn	GBR	Charles Bateman	GBR	Kobe Pauwels	BEL	Aston Martin AMR Vantage GT3 EV	PROAM	1:46.373	148.2
2	15:02:01.605	5:01.605	911 ZRS Motorsport	ITA	Pietro Armanni	ITA	Alex Fontana	CHE	Porsche 911 GT3 R EVO (992)	PRO	1:46.308	148.3
3	15:02:26.333	5:26.333	7 4F PTT Racing Team	POL	Hubert Darmetko	POL	Fabian Dybionka	POL	BMW M4 GT3 EVO	PROAM*	1:46.093	148.6
3	15:02:50.654	5:50.654	55 AF Corse	ITA	Laurent De Meeus	BEL	Vincent Abril	FRA	Ferrari 296 GT3 EVO	PROAM	1:45.465	149.5
2	15:02:56.128	5:56.128	5 Olimp Racing	POL	Stanislaw Jedliński	POL	Krystian Korzeniowski	POL	Ferrari 296 GT3 EVO	AM	1:45.294	149.7
3	15:04:09.349	7:09.349	54 CBRX by SPS	DEU	Dexter Müller	CHE	Yannick Mettler	CHE	Mercedes AMG GT3 EVO	PROAM	1:45.206	149.9
3	15:04:40.872	7:40.872	5 Olimp Racing	POL	Stanislaw Jedliński	POL	Krystian Korzeniowski	POL	Ferrari 296 GT3 EVO	AM	1:44.744	150.5
6	15:08:09.585	11:09.585	55 AF Corse	ITA	Laurent De Meeus	BEL	Vincent Abril	FRA	Ferrari 296 GT3 EVO	PROAM	1:44.727	150.5
8	15:12:57.430	15:57.430	33 Greystone GT	GBR	Zac Meakin	GBR	Dean Macdonald	GBR	McLaren 720s GT3 Evo	PRO	1:44.419	151.0
9	15:16:22.327	19:22.327	54 CBRX by SPS	DEU	Dexter Müller	CHE	Yannick Mettler	CHE	Mercedes AMG GT3 EVO	PROAM	1:43.959	151.7
10	15:18:06.268	21:06.268	54 CBRX by SPS	DEU	Dexter Müller	CHE	Yannick Mettler	CHE	Mercedes AMG GT3 EVO	PROAM	1:43.941	151.7
14	15:31:57.994	34:57.994	71 Team Motopark	DEU	Christian Mansell	AUS	Maximilian Götz	DEU	Mercedes AMG GT3 EVO	PRO	1:43.709	152.0
16	15:35:30.165	38:30.165	71 Team Motopark	DEU	Christian Mansell	AUS	Maximilian Götz	DEU	Mercedes AMG GT3 EVO	PRO	1:43.455	152.4





Hungaroring
International GT Open
Free Practice - 2
Pit Stop Analysis



5 Stanislaw Jedliński Ferrari 296 GT3 EVO
 AM Krystian Korzeniowski Olimp Racing

Nº	In Day Time	In Time	Out Time	Pit Time	T. Pit Time	Handicap	Diff.
1	15:18:51.950	15:18:51.950	15:20:07.197	1:15.247	1:15.247		
2	15:21:51.867	15:21:51.867	15:25:51.992	4:00.125	5:15.372		
3	15:32:48.476	15:32:48.476	15:34:26.931	1:38.455	6:53.827		
4	15:47:45.971	15:47:45.971	15:50:21.871	2:35.900	9:29.727		

6 Andrzej Lewandowski Ferrari 296 GT3
 AM Adrian Lewandowski Baron Motorsport Team

Nº	In Day Time	In Time	Out Time	Pit Time	T. Pit Time	Handicap	Diff.
1	15:15:13.941	15:15:13.941	15:16:22.740	1:08.799	1:08.799		
2	15:32:32.047	15:32:32.047	15:40:38.436	8:06.389	9:15.188		

7 Hubert Darmetko BMW M4 GT3 EVO
 PROAM* Fabian Dybionka 4F PTT Racing Team

Nº	In Day Time	In Time	Out Time	Pit Time	T. Pit Time	Handicap	Diff.
1	15:11:17.440	15:11:17.440	15:12:39.051	1:21.611	1:21.611		
2	15:26:57.775	15:26:57.775	15:28:27.737	1:29.962	2:51.573		
3	15:42:55.411	15:42:55.411	15:44:15.977	1:20.566	4:12.139		

11 Alexander Schwarzer Porsche 911 GT3 R EVO (992)
 PROAM Alexander Fach Fach Auto Tech

Nº	In Day Time	In Time	Out Time	Pit Time	T. Pit Time	Handicap	Diff.
1	15:24:06.482	15:24:06.482	15:25:34.484	1:28.002	1:28.002		
2	15:36:08.265	15:36:08.265	15:40:41.930	4:33.665	6:01.667		
3	15:47:47.409	15:47:47.409	15:48:42.319	54.910	6:56.577		

12 Joel Monegro Reyes Porsche 911 GT3 R EVO (992)
 AM Fach Auto Tech

Nº	In Day Time	In Time	Out Time	Pit Time	T. Pit Time	Handicap	Diff.
1	15:08:42.708	15:08:42.708	15:10:06.821	1:24.113	1:24.113		
2	15:13:54.961	15:13:54.961	15:15:07.258	1:12.297	2:36.410		
3	15:27:52.712	15:27:52.712	15:31:04.523	3:11.811	5:48.221		
4	15:43:36.404	15:43:36.404	15:45:03.390	1:26.986	7:15.207		

14 Piotr Wira Aston Martin AMR Vantage GT3 EVO
 AM Tomasz Magdziarz Good Speed Racing Team

Nº	In Day Time	In Time	Out Time	Pit Time	T. Pit Time	Handicap	Diff.
1	15:26:21.092	15:26:21.092	15:28:19.106	1:58.014	1:58.014		
2	15:42:49.236	15:42:49.236	15:44:32.617	1:43.381	3:41.395		

16 Marcelo Hahn Ferrari 296 GT3 EVO
 AM Galid Osman AF Corse

Nº	In Day Time	In Time	Out Time	Pit Time	T. Pit Time	Handicap	Diff.
1	15:11:27.979	15:11:27.979	15:19:37.007	8:09.028	8:09.028		
2	15:26:55.951	15:26:55.951	15:28:24.389	1:28.438	9:37.466		
3	15:34:06.737	15:34:06.737	15:38:08.460	4:01.723	13:39.189		
4	15:54:38.219	15:54:38.219	15:56:12.613	1:34.394	15:13.583		

17 Tom Emson Ferrari 296 GT3 EVO
 PRO Tom Lebbon Elite Motorsport with Entire Race Engine

Nº	In Day Time	In Time	Out Time	Pit Time	T. Pit Time	Handicap	Diff.
1	15:06:40.376	15:06:40.376	15:08:14.823	1:34.447	1:34.447		
2	15:10:02.387	15:10:02.387	15:11:38.305	1:35.918	3:10.365		
3	15:22:16.258	15:22:16.258	15:28:57.918	6:41.660	9:52.025		
4	15:37:50.144	15:37:50.144	15:38:43.636	53.492	10:45.517		

24 Andrey Borodin McLaren 720s GT3 Evo
 PROAM Oliver Webb Greystone GT

Nº	In Day Time	In Time	Out Time	Pit Time	T. Pit Time	Handicap	Diff.
1	15:09:52.456	15:09:52.456	15:28:45.378	18:52.922	18:52.922		
2	15:37:44.023	15:37:44.023	15:42:22.451	4:38.428	23:31.350		
3	15:51:22.340	15:51:22.340	15:52:38.945	1:16.605	24:47.955		
4	15:54:23.667	15:54:23.667	15:55:41.743	1:18.076	26:06.031		

26 Michaël Blanchemain Audi R8 LMS GT3 Evo II
 PROAM Jim Pla Saintéloc Racing

Nº	In Day Time	In Time	Out Time	Pit Time	T. Pit Time	Handicap	Diff.
1	15:09:40.490	15:09:40.490	15:11:20.308	1:39.818	1:39.818		
2	15:22:03.854	15:22:03.854	15:24:24.396	2:20.542	4:00.360		
3	15:44:26.629	15:44:26.629	15:46:11.445	1:44.816	5:45.176		

28 Marcelo Ramírez Mercedes AMG GT3 EVO
 PRO Dominik Baumann Team Motopark

Nº	In Day Time	In Time	Out Time	Pit Time	T. Pit Time	Handicap	Diff.
1	15:09:23.716	15:09:23.716	15:11:03.736	1:40.020	1:40.020		
2	15:19:59.621	15:19:59.621	15:26:07.938	6:08.317	7:48.337		
3	15:40:27.193	15:40:27.193	15:41:42.596	1:15.403	9:03.740		
4	15:43:47.012	15:43:47.012	15:51:36.004	7:48.992	16:52.732		

33 Zac Meakin McLaren 720s GT3 Evo
 PRO Dean Macdonald Greystone GT

Nº	In Day Time	In Time	Out Time	Pit Time	T. Pit Time	Handicap	Diff.
1	15:04:22.444	15:04:22.444	15:05:47.832	1:25.388	1:25.388		
2	15:18:14.240	15:18:14.240	15:20:00.033	1:45.793	3:11.181		
3	15:30:26.544	15:30:26.544	15:32:21.676	1:55.132	5:06.313		
4	15:39:21.792	15:39:21.792	15:40:47.505	1:25.713	6:32.026		
5	15:49:39.380	15:49:39.380	15:51:04.262	1:24.882	7:56.908		
6	15:52:49.676	15:52:49.676	15:54:14.561	1:24.885	9:21.793		

51 Rafael Durán Ferrari 296 GT3 EVO
 PRO Tommaso Mosca AF Corse

Nº	In Day Time	In Time	Out Time	Pit Time	T. Pit Time	Handicap	Diff.
1	15:10:20.755	15:10:20.755	15:12:17.078	1:56.323	1:56.323		
2	15:23:01.388	15:23:01.388	15:24:18.271	1:16.883	3:13.206		
3	15:49:38.288	15:49:38.288	15:50:58.098	1:19.810	4:33.016		

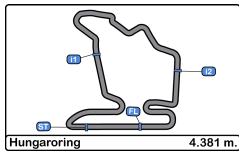
54 Dexter Müller Mercedes AMG GT3 EVO
 PROAM Yannick Mettler CBRX by SPS

Nº	In Day Time	In Time	Out Time	Pit Time	T. Pit Time	Handicap	Diff.
1	15:09:26.417	15:09:26.417	15:11:01.740	1:35.323	1:35.323		
2	15:19:52.563	15:19:52.563	15:21:12.393	1:19.830	2:55.153		
3	15:46:25.826	15:46:25.826	15:47:41.752	1:15.926	4:11.079		
4	15:49:26.924	15:49:26.924	15:52:18.278	2:51.354	7:02.433		

55 Laurent De Meeus Ferrari 296 GT3 EVO
 PROAM Vincent Abril AF Corse

Nº	In Day Time	In Time	Out Time	Pit Time	T. Pit Time	Handicap	Diff.
1	15:13:33.283	15:13:33.283	15:14:58.012	1:24.729	1:24.729		
2	15:35:17.899	15:35:17.899	15:36:45.627	1:27.728	2:52.457		
3	15:53:06.414	15:53:06.414	15:54:21.980	1:15.566	4:08.023		





Hungaroring
International GT Open
Free Practice - 2
Pit Stop Analysis



63 Leonardo Moncini Lamborghini Huracan Evo 2
 PRO Rodrigo Testa Scuderia Villorba Corse

Nº	In Day Time	In Time	Out Time	Pit Time	T. Pit Time	Handicap	Diff.
1	15:08:46.297	15:08:46.297	15:11:48.582	3:02.285	3:02.285		
2	15:20:42.160	15:20:42.160	15:22:45.797	2:03.637	5:05.922		
3	15:29:57.518	15:29:57.518	15:31:13.279	1:15.761	6:21.683		
4	15:41:56.928	15:41:56.928	15:45:34.683	3:37.755	9:59.438		

71 Christian Mansell Mercedes AMG GT3 EVO
 PRO Maximilian Götz Team Motopark

Nº	In Day Time	In Time	Out Time	Pit Time	T. Pit Time	Handicap	Diff.
1	15:13:05.106	15:13:05.106	15:14:20.628	1:15.522	1:15.522		
2	15:21:28.010	15:21:28.010	15:28:20.875	6:52.865	8:08.387		
3	15:37:15.233	15:37:15.233	15:42:11.139	4:55.906	13:04.293		

75 Filip Salaquarda Audi R8 LMS GT3 Evo II
 PROAM Libor Milota Team ISR

Nº	In Day Time	In Time	Out Time	Pit Time	T. Pit Time	Handicap	Diff.
1	15:11:02.578	15:11:02.578	15:13:15.118	2:12.540	2:12.540		
2	15:25:42.405	15:25:42.405	15:27:25.531	1:43.126	3:55.666		
3	15:39:52.409	15:39:52.409	15:41:37.112	1:44.703	5:40.369		
4	15:52:13.183	15:52:13.183	15:53:28.594	1:15.411	6:55.780		

77 Alfredo Hernández Mercedes AMG GT3 EVO
 AM Grupo Prom Racing Team

Nº	In Day Time	In Time	Out Time	Pit Time	T. Pit Time	Handicap	Diff.
1	15:00:05.269	15:00:05.269	15:00:28.329	23.060	23.060		
2	15:02:22.381	15:02:22.381	15:03:38.168	1:15.787	1:38.847		
3	15:33:02.518	15:33:02.518	15:37:00.949	3:58.431	5:37.278		
4	15:55:18.649	15:55:18.649	15:56:32.092	1:13.443	6:50.721		

79 Seweryn Mazur Lamborghini Huracan Evo 2
 AM Sendom Racing Team

Nº	In Day Time	In Time	Out Time	Pit Time	T. Pit Time	Handicap	Diff.
1	15:10:38.195	15:10:38.195	15:11:51.130	1:12.935	1:12.935		
2	15:20:54.739	15:20:54.739	15:22:12.157	1:17.418	2:30.353		
3	15:31:17.572	15:31:17.572	15:32:25.827	1:08.255	3:38.608		
4	15:47:12.551	15:47:12.551	15:51:23.547	4:10.996	7:49.604		

88 Darren Kell McLaren 720 Evo GT3
 PROAM James Kell Track Focused

Nº	In Day Time	In Time	Out Time	Pit Time	T. Pit Time	Handicap	Diff.
1	15:06:29.775	15:06:29.775	15:10:16.729	3:46.954	3:46.954		
2	15:17:26.934	15:17:26.934	15:20:38.497	3:11.563	6:58.517		
3	15:27:41.642	15:27:41.642	15:31:43.685	4:02.043	11:00.560		
4	15:33:44.701	15:33:44.701	15:34:15.204	30.503	11:31.063		
5	15:49:23.086	15:49:23.086	15:50:47.749	1:24.663	12:55.726		

96 Yaroslav Veselaho Ferrari 296 GT3 EVO
 PRO Thomas Neubauer AF Corse

Nº	In Day Time	In Time	Out Time	Pit Time	T. Pit Time	Handicap	Diff.
1	15:09:12.258	15:09:12.258	15:12:30.260	3:18.002	3:18.002		
2	15:26:37.623	15:26:37.623	15:28:11.388	1:33.765	4:51.767		
3	15:38:55.826	15:38:55.826	15:40:11.446	1:15.620	6:07.387		
4	15:42:00.456	15:42:00.456	15:43:19.034	1:18.578	7:25.965		
5	15:45:07.829	15:45:07.829	15:46:02.639	54.810	8:20.775		
6	15:51:19.862	15:51:19.862	15:52:37.275	1:17.413	9:38.188		
7	15:54:22.914	15:54:22.914	15:55:38.253	1:15.339	10:53.527		

97 Charles Bateman Aston Martin AMR Vantage GT3 EVO
 PROAM Kobe Pauwels Blackthorn

Nº	In Day Time	In Time	Out Time	Pit Time	T. Pit Time	Handicap	Diff.
1	15:06:34.319	15:06:34.319	15:09:45.191	3:10.872	3:10.872		
2	15:22:39.939	15:22:39.939	15:25:54.703	3:14.764	6:25.636		
3	15:42:07.801	15:42:07.801	15:43:39.212	1:31.411	7:57.047		
4	15:52:36.852	15:52:36.852	15:55:40.414	3:03.562	11:00.609		

107 Rey Acosta Ferrari 296 GT3 EVO
 AM Marco Bonanomi AF Corse

Nº	In Day Time	In Time	Out Time	Pit Time	T. Pit Time	Handicap	Diff.
1	15:17:06.300	15:17:06.300	15:19:38.727	2:32.427	2:32.427		
2	15:32:05.192	15:32:05.192	15:35:00.902	2:55.710	5:28.137		

500 Antal Zsigo BMW M4 GT3 EVO
 AM Csaba Walter Gamota Racing

Nº	In Day Time	In Time	Out Time	Pit Time	T. Pit Time	Handicap	Diff.
1	14:59:08.332	14:59:08.332	15:00:18.622	1:10.290	1:10.290		
2	15:16:41.836	15:16:41.836	15:21:14.919	4:33.083	5:43.373		
3	15:32:07.966	15:32:07.966	15:34:55.218	2:47.252	8:30.625		
4	15:47:46.785	15:47:46.785	15:51:46.221	3:59.436	12:30.061		

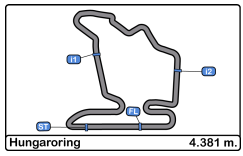
777 Marcin Jedliński Ferrari 296 GT3 EVO
 PROAM Karol Basz Olimp Racing

Nº	In Day Time	In Time	Out Time	Pit Time	T. Pit Time	Handicap	Diff.
1	15:28:56.620	15:28:56.620	15:31:52.960	2:56.340	2:56.340		
2	15:53:22.055	15:53:22.055	15:54:38.027	1:15.972	4:12.312		

911 Pietro Armani Porsche 911 GT3 R EVO (992)
 PRO Alex Fontana ZRS Motorsport

Nº	In Day Time	In Time	Out Time	Pit Time	T. Pit Time	Handicap	Diff.
1	15:14:26.331	15:14:26.331	15:15:45.550	1:19.219	1:19.219		
2	15:26:27.497	15:26:27.497	15:29:14.836	2:47.339	4:06.558		
3	15:39:53.808	15:39:53.808	15:41:10.820	1:17.012	5:23.570		

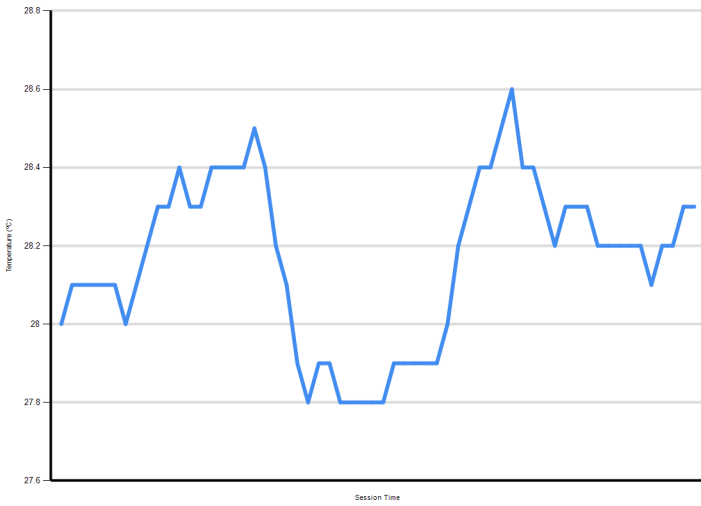




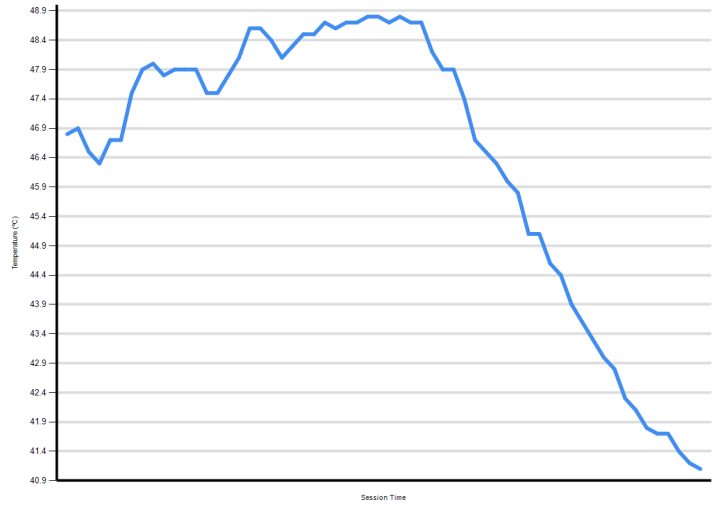
Hungaroring International GT Open Free Practice - 2 Weather Report



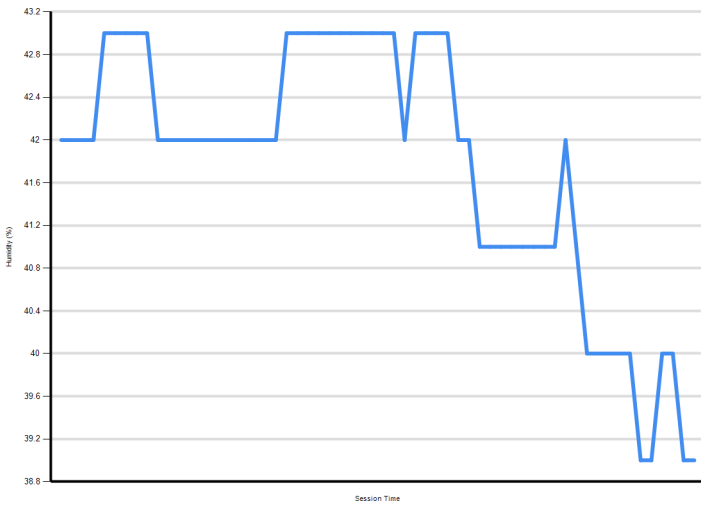
Air Temperature



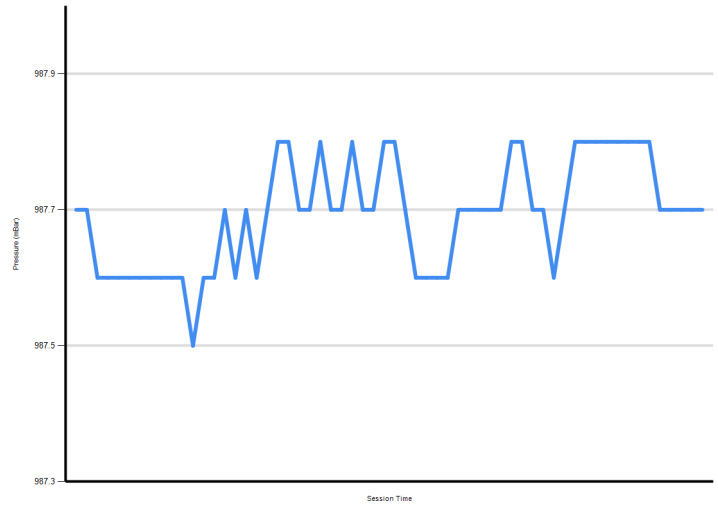
Track Temperature



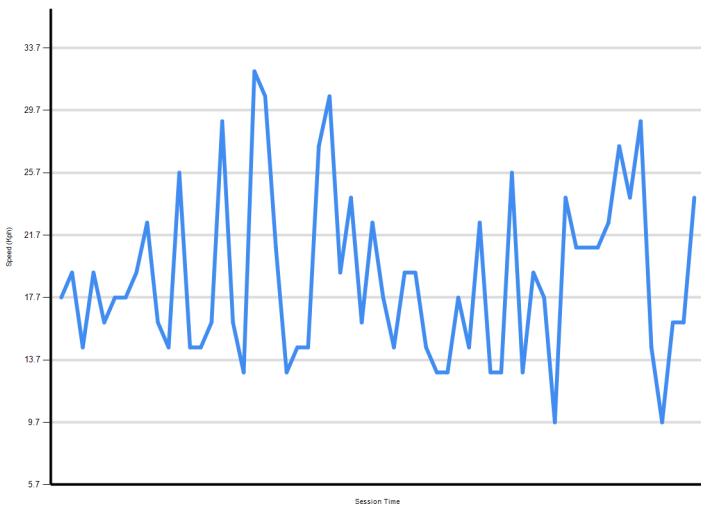
Humidity



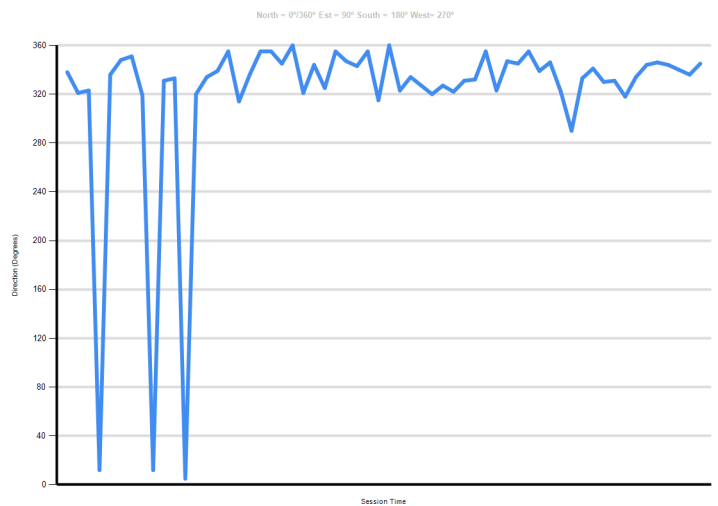
Pressure

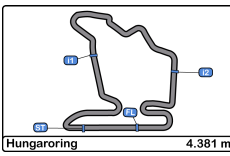


Wind Speed



Wind direction





Hungaroring
International GT Open
Free Practice - 1 - 2
Combined Results



Cls	N°	Entrant/Team	Nat	Driver 1	Nat	Driver 2	Nat	Vehicle	Cat	Cls	Laps	FP1	FP2	Best	Gap	Interval	Km/h		
1	71	Team Motopark	DEU	Christian Mansell	AUS	Maximilian Götzt	DEU	Mercedes AMG GT3 EVO	PRO	1	50	1:44.781	6	1:43.455	16	1:43.455		152.4	
2	11	Fach Auto Tech	CHE	Alexander Schwarzer	DEU	Alexander Fach	CHE	Porsche 911 GT3 R EVO (992)	PROAM	1	55	1:44.632	11	1:43.535	28	1:43.535	0.080	0.080	152.3
3	911	ZRS Motorsport	ITA	Pietro Armanni	ITA	Alex Fontana	CHE	Porsche 911 GT3 R EVO (992)	PRO	2	55	1:44.739	10	1:43.933	28	1:43.933	0.478	0.398	151.7
4	54	CBRX by SPS	DEU	Dexter Müller	CHE	Yannick Mettler	CHE	Mercedes AMG GT3 EVO	PROAM	2	54	1:44.554	9	1:43.941	10	1:43.941	0.486	0.008	151.7
5	55	AF Corse	ITA	Laurent De Meeus	BEL	Vincent Abril	FRA	Ferrari 296 GT3 EVO	PROAM	3	54	1:44.040	21	1:44.727	6	1:44.040	0.585	0.099	151.5
6	777	Olimp Racing	POL	Marcin Jedliński	POL	Karol Basz	POL	Ferrari 296 GT3 EVO	PROAM	4	53	1:45.343	16	1:44.046	28	1:44.046	0.591	0.006	151.5
7	75	Team ISR	CZE	Filip Salaquarda	CZE	Libor Milota	CZE	Audi R8 LMS GT3 Evo II	PROAM	5	56	1:44.481	11	1:44.215	25	1:44.215	0.760	0.169	151.3
8	33	Greystone GT	GBR	Zac Meakin	GBR	Dean Macdonald	GBR	McLaren 720s GT3 Evo	PRO	3	52	1:44.947	6	1:44.291	14	1:44.291	0.836	0.076	151.2
9	17	Elite Motorsport with Entire Race Engineering	GBR	Tom Emson	GBR	Tom Lebbon	GBR	Ferrari 296 GT3 EVO	PRO	4	51	1:45.024	20	1:44.307	11	1:44.307	0.852	0.016	151.2
10	96	AF Corse	ITA	Yaroslav Veselaho	FRA	Thomas Neubauer	FRA	Ferrari 296 GT3 EVO	PRO	5	52	1:44.811	5	1:44.480	11	1:44.480	1.025	0.173	150.9
11	16	AF Corse	ITA	Marcelo Hahn	BRA	Galid Osman	BRA	Ferrari 296 GT3 EVO	AM	1	46	1:46.063	13	1:44.503	13	1:44.503	1.048	0.023	150.9
12	28	Team Motopark	DEU	Marcelo Ramírez	MEX	Dominik Baumann	AUT	Mercedes AMG GT3 EVO	PRO	6	47	1:45.043	3	1:44.531	24	1:44.531	1.076	0.028	150.8
13	51	AF Corse	ITA	Rafael Durán	ESP	Tommaso Mosca	ITA	Ferrari 296 GT3 EVO	PRO	7	57	1:44.830	10	1:44.541	12	1:44.541	1.086	0.010	150.8
14	88	Track Focused	GBR	Darren Kell	GBR	James Kell	GBR	McLaren 720 Evo GT3	PROAM	6	51	1:45.712	6	1:44.603	11	1:44.603	1.148	0.062	150.7
15	107	AF Corse	ITA	Rey Acosta	USA	Marco Bonanomi	ITA	Ferrari 296 GT3 EVO	AM	2	47	1:44.647	7	1:45.383	13	1:44.647	1.192	0.044	150.7
16	5	Olimp Racing	POL	Stanislaw Jedliński	POL	Krystian Korzeniowski	POL	Ferrari 296 GT3 EVO	AM	3	40	1:45.187	7	1:44.744	3	1:44.744	1.289	0.097	150.5
17	97	Blackthorn	GBR	Charles Bateman	GBR	Kobe Pauwels	BEL	Aston Martin AMR Vantage GT3 EVO	PROAM	7	49	1:44.931	6	1:45.355	24	1:44.931	1.476	0.187	150.3
18	24	Greystone GT	GBR	Andrey Borodin	IND	Oliver Webb	GBR	McLaren 720s GT3 Evo	PROAM	8	41	1:45.009	5	1:44.947	14	1:44.947	1.492	0.016	150.2
19	79	Sendom Racing Team	POL	Seweryn Mazur	POL		POL	Lamborghini Huracan Evo 2	AM	4	49	1:44.969	21	1:45.906	21	1:44.969	1.514	0.022	150.2
20	6	Baron Motorsport Team	AUT	Andrzej Lewandowski	POL	Adrian Lewandowski	POL	Ferrari 296 GT3	AM	5	53	1:45.919	21	1:45.135	14	1:45.135	1.680	0.166	150.0
21	63	Scuderia Villorba Corse	ITA	Leonardo Moncini	ITA	Rodrigo Testa	PRT	Lamborghini Huracan Evo 2	PRO	8	48	1:47.076	7	1:45.179	24	1:45.179	1.724	0.044	149.9
22	26	Saintéloc Racing	FRA	Michaël Blanchemain	FRA	Jim Pla	FRA	Audi R8 LMS GT3 Evo II	PROAM	9	51	1:45.944	8	1:45.211	29	1:45.211	1.756	0.032	149.9
23	7	4F PTT Racing Team	POL	Hubert Darmetko	POL	Fabian Dybionka	POL	BMW M4 GT3 EVO	PROAM*	10	57	1:46.070	6	1:45.226	6	1:45.226	1.771	0.015	149.8
24	12	Fach Auto Tech	CHE	Joel Monegro Reyes	DOM		DOM	Porsche 911 GT3 R EVO (992)	AM	6	54	1:45.921	23	1:45.406	25	1:45.406	1.951	0.180	149.6
25	500	Gamota Racing	SVK	Antal Zsigo	SVK	Csaba Walter	HUN	BMW M4 GT3 EVO	AM	7	48	1:47.174	21	1:45.979	12	1:45.979	2.524	0.573	148.8
26	14	Good Speed Racing Team	POL	Piotr Wira	POL	Tomasz Magdziarz	POL	Aston Martin AMR Vantage GT3 EVO	AM	8	57	1:46.554	22	1:46.279	20	1:46.279	2.824	0.300	148.3
27	77	Grupo Prom Racing Team	DEU	Alfredo Hernández	MEX		MEX	Mercedes AMG GT3 EVO	AM	9	53	1:49.157	21	1:47.953	21	1:47.953	4.498	1.674	146.0

Published at:.....

Race Director:	Alessandro Ferrari	Timekeeper:	Luis García
	ACI DGA 392080		 JCR-2654-ESP/M

