

Misano
International GT Open
Free Practice - 1
Provisional Results



| Cls | Nº | Entrant/Team | Nat | Driver 1 | Nat | Driver 2 | Nat | Vehicle | Cat | Cls | Laps | Best | Time | Gap | Interval | Km/h |
|-----|-----|---|-----|---------------------|-----|-----------------------|-----|--------------------------------|--------|-----|------|------|----------|--------|----------|-------|
| 1 | 777 | Olimp Racing | POL | Marcin Jedliński | POL | Karol Basz | POL | Ferrari 296 GT3 EVO | PROAM | 1 | 24 | 20 | 1:33.659 | | | 162.4 |
| 2 | 55 | AF Corse | ITA | Laurent De Meeus | BEL | Vincent Abril | BEL | Ferrari 296 GT3 EVO | PROAM | 2 | 27 | 16 | 1:34.407 | 0.748 | 0.748 | 161.1 |
| 3 | 17 | Elite Motorsport with Entire Race Engineering | GBR | Tom Emson | GBR | Tom Lebbon | GBR | Ferrari 296 GT3 EVO | PRO | 1 | 30 | 25 | 1:34.417 | 0.758 | 0.010 | 161.1 |
| 4 | 9 | GetSpeed | DEU | Anthony Bartone | USA | Fabian Schiller | USA | Mercedes AMG GT3 EVO | PRO | 2 | 20 | 9 | 1:34.428 | 0.769 | 0.011 | 161.1 |
| 5 | 707 | Al Manar by Dragon Racing | QAT | Al Faisal Al Zubair | ITA | David Fumanelli | ITA | Ferrari 296 GT3 EVO | PRO | 3 | 29 | 25 | 1:34.478 | 0.819 | 0.050 | 161.0 |
| 6 | 63 | Scuderia Villorba Corse | ITA | Leonardo Moncini | ITA | Rodrigo Testa | ITA | Lamborghini Huracan Evo 2 | PRO | 4 | 27 | 26 | 1:34.517 | 0.858 | 0.039 | 160.9 |
| 7 | 71 | Team Motopark | DEU | Christian Mansell | AUS | Maximilian Götz | AUS | Mercedes AMG GT3 EVO | PRO | 5 | 26 | 20 | 1:34.578 | 0.919 | 0.061 | 160.8 |
| 8 | 28 | Team Motopark | DEU | Marcelo Ramírez | MEX | Dominik Baumann | MEX | Mercedes AMG GT3 EVO | PRO | 6 | 30 | 19 | 1:34.642 | 0.983 | 0.064 | 160.7 |
| 9 | 24 | Greystone GT | GBR | Andrey Borodin | ITA | Oliver Webb | ITA | McLaren 720s GT3 Evo | PROAM | 3 | 19 | 16 | 1:34.704 | 1.045 | 0.062 | 160.6 |
| 10 | 911 | ZRS Motorsport | ITA | Pietro Armanni | ITA | Alex Fontana | ITA | Porsche 911 GT3 R EVO (992) | PRO | 7 | 20 | 13 | 1:34.865 | 1.206 | 0.161 | 160.3 |
| 11 | 75 | Team ISR | CZE | Filip Salaquarda | CZE | Libor Milota | CZE | Audi R8 LMS GT3 Evo II | PROAM | 4 | 32 | 31 | 1:34.871 | 1.212 | 0.006 | 160.3 |
| 12 | 51 | AF Corse | ITA | Rafael Durán | ESP | Tommaso Mosca | ESP | Ferrari 296 GT3 EVO | PRO | 8 | 30 | 30 | 1:34.956 | 1.297 | 0.085 | 160.2 |
| 13 | 33 | Greystone GT | GBR | Zac Meakin | GBR | Dean Macdonald | GBR | McLaren 720s GT3 Evo | PRO | 9 | 24 | 23 | 1:35.015 | 1.356 | 0.059 | 160.1 |
| 14 | 11 | Fach Auto Tech | CHE | Lucas Wolf | CHE | Alexander Fach | CHE | Porsche 911 GT3 R EVO (992) | PROAM | 5 | 29 | 19 | 1:35.061 | 1.402 | 0.046 | 160.0 |
| 15 | 25 | Into Africa Racing by Dragon Racing Intl. | ZAF | Xolile Letlaka | ZAF | Axcil Jefferies | ZAF | Ferrari 296 GT3 | PROAM | 6 | 22 | 17 | 1:35.136 | 1.477 | 0.075 | 159.9 |
| 16 | 26 | Saintéloc Racing | FRA | Michaël Blanchemain | FRA | Jim Pla | FRA | Audi R8 LMS GT3 Evo II | PROAM | 7 | 22 | 11 | 1:35.282 | 1.623 | 0.146 | 159.6 |
| 17 | 81 | AF Corse | ITA | Norikazu Shibata | JPN | Charles Fagg | JPN | Ferrari 296 GT3 | PROAM | 8 | 25 | 25 | 1:35.324 | 1.665 | 0.042 | 159.5 |
| 18 | 96 | AF Corse | ITA | Yaroslav Veselaho | ITA | Lorenzo Ferrari | ITA | Ferrari 296 GT3 EVO | PRO | 10 | 19 | 18 | 1:35.341 | 1.682 | 0.017 | 159.5 |
| 19 | 7 | PTT Racing | POL | Hubert Darmetko | POL | Fabian Dybionka | POL | BMW M4 GT3 EVO | PROAM* | 9 | 28 | 25 | 1:35.658 | 1.999 | 0.317 | 159.0 |
| 20 | 79 | Sendom Racing Team | POL | Seweryn Mazur | POL | | POL | Lamborghini Huracan Evo 2 | AM | 1 | 22 | 17 | 1:35.765 | 2.106 | 0.107 | 158.8 |
| 21 | 54 | CBRX by SPS | DEU | Dexter Müller | CHE | Yannick Mettler | CHE | Mercedes AMG GT3 EVO | PROAM | 10 | 28 | 23 | 1:36.338 | 2.679 | 0.573 | 157.9 |
| 22 | 12 | Fach Auto Tech | CHE | Joel Monegro Reyes | DOM | | DOM | Porsche 911 GT3 R EVO (992) | AM | 2 | 31 | 29 | 1:36.626 | 2.967 | 0.288 | 157.4 |
| 23 | 5 | Olimp Racing | POL | Stanislaw Jedliński | POL | Krystian Korzeniowski | POL | Ferrari 296 GT3 EVO | AM | 3 | 26 | 24 | 1:36.670 | 3.011 | 0.044 | 157.3 |
| 24 | 16 | AF Corse | ITA | Marcelo Hahn | BRA | Galid Osman | BRA | Ferrari 296 GT3 | AM | 4 | 26 | 22 | 1:36.721 | 3.062 | 0.051 | 157.2 |
| 25 | 39 | Target Racing | ITA | Huilin Han | CHN | | CHN | Ferrari 296 GT3 | AM | 5 | 13 | 11 | 1:37.405 | 3.746 | 0.684 | 156.1 |
| 26 | 14 | Good Speed Racing Team | POL | Piotr Wira | POL | Tomasz Magdziarz | POL | Aston Martin AMR Vantage GT3 E | AM | 6 | 26 | 24 | 1:37.702 | 4.043 | 0.297 | 155.7 |
| 27 | 6 | Baron Motorsport Team | AUT | Andrzej Lewandowski | POL | Adrian Lewandowski | POL | Ferrari 296 GT3 | AM | 7 | 29 | 29 | 1:37.729 | 4.070 | 0.027 | 155.6 |
| 28 | 88 | Track Focused | GBR | Darren Kell | GBR | James Kell | GBR | McLaren 720 Evo GT3 | PROAM | 11 | 18 | 16 | 1:40.473 | 6.814 | 2.744 | 151.4 |
| 29 | 77 | Grupo Prom Racing Team | DEU | Alfredo Hernández | MEX | | MEX | Mercedes AMG GT3 EVO | AM | 8 | 4 | 3 | 1:44.310 | 10.651 | 3.837 | 145.8 |

Published at:.....

Track Temp: 20.9 °C Air Temp: 20.9 °C Humidity: 78 % Track Status: WET

Race Director:

Alessandro Ferrari

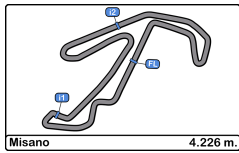
ACI DGA 392080

Timekeeper:

Luis Garcia

JCR-2654-ESP/M





Misano
International GT Open
Free Practice - 1
Track Limit



The Stewards, having received a report from Race Director, have considered the following matter and determine the following:

Session Free Practice - 1
Fact The cars below did not use the track at the turns listed below

Infringement Breach of Appendix L Chapter IV Article 2 c) of the FIA International Sporting Code and Article 19.4/19.5 of the Sporting Regulations.

Decision Deletion of the lap times shown in accordance with Article 12.4.1.e of the FIA International Sporting Code.

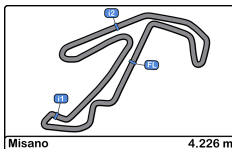
Note

- Certain decisions of the Stewards are subject to appeal (Article 15 of the FIA International Sporting Code).
- These penalties are not subject to appeal Article.12.3.4 of the FIA International Sporting Code and Article 16.5 of the Sporting Regulations.
- According to Article.12.3.3.b of the FIA International Sporting Code these decisions become immediately binding even in case of an appeal.

| Ord | Turn | N° Driver | Entrant/Team | Time of Day | Lap Time |
|-----|------|---------------------------|---------------------------|--------------|----------|
| 1 | 16 | 55 De Meeus - Abril | AF Corse | 11:24:58.688 | 1:46.245 |
| 2 | 8 | 11 Wolf - Fach | Fach Auto Tech | 11:45:39.893 | 1:37.664 |
| 3 | 8 | 81 Shibata - Fagg | AF Corse | 11:55:21.758 | 1:49.310 |
| 4 | 8 | 71 Mansell - Götz | Team Motopark | 11:55:21.802 | 1:37.768 |
| 5 | 8 | 9 Bartone - Schiller | GetSpeed | 11:56:02.265 | 1:34.844 |
| 6 | 8 | 54 Müller - Mettler | CBRX by SPS | 11:56:17.108 | 1:37.197 |
| 7 | 8 | 26 Blanchemain - Pla | Saintéloc Racing | 11:58:59.327 | 1:41.903 |
| 8 | 8 | 707 Al Zubair - Fumanelli | Al Manar by Dragon Racing | 12:03:17.247 | 1:38.644 |
| 9 | 8 | 26 Blanchemain - Pla | Saintéloc Racing | 12:03:59.674 | 1:38.195 |
| 10 | 6 | 96 Veselaho - Ferrari | AF Corse | 12:04:08.690 | 1:36.287 |
| 11 | 6 | 51 Durán - Mosca | AF Corse | 12:07:43.126 | 1:35.206 |
| 12 | 6 | 96 Veselaho - Ferrari | AF Corse | 12:09:04.279 | 1:35.961 |
| 13 | 6 | 9 Bartone - Schiller | GetSpeed | 12:09:07.113 | 1:35.077 |
| 14 | 8 | 777 Jedliński - Basz | Olimp Racing | 12:09:53.006 | 1:34.248 |

The Stewards:





Misano
International GT Open
Free Practice - 1
Provisional Results by Category



| PROAM | | | | | | | | | | | | | | | | |
|-------|-----|---|-----|----------|-----|----------|-----|-----------------------------|--------|-----|------|------|----------|-------|----------|-------|
| Cls | N° | Entrant/Team | Nat | Driver 1 | Nat | Driver 2 | Nat | Vehicle | Cat | Cls | Laps | Best | Time | Gap | Interval | Km/h |
| 1 | 777 | Olimp Racing | ITA | Pol | ITA | Pol | ITA | Ferrari 296 GT3 EVO | PROAM | 1 | 24 | 20 | 1:33.659 | | | 162.4 |
| 2 | 55 | AF Corse | ITA | ITA | BEL | FRA | FRA | Ferrari 296 GT3 EVO | PROAM | 2 | 27 | 16 | 1:34.407 | 0.748 | 0.748 | 161.1 |
| 3 | 24 | Greystone GT | GBR | GBR | ITA | ITA | ITA | McLaren 720s GT3 Evo | PROAM | 3 | 19 | 16 | 1:34.704 | 1.045 | 0.297 | 160.6 |
| 4 | 75 | Team ISR | CZE | CZE | CZE | CZE | CZE | Audi R8 LMS GT3 Evo II | PROAM | 4 | 32 | 31 | 1:34.871 | 1.212 | 0.167 | 160.3 |
| 5 | 11 | Fach Auto Tech | CHE | CHE | DEU | DEU | DEU | Porsche 911 GT3 R EVO (992) | PROAM | 5 | 29 | 19 | 1:35.061 | 1.402 | 0.190 | 160.0 |
| 6 | 25 | Into Africa Racing by Dragon Racing Intl. | ZAF | ZAF | ZAF | ZAF | ZAF | Ferrari 296 GT3 | PROAM | 6 | 22 | 17 | 1:35.136 | 1.477 | 0.075 | 159.9 |
| 7 | 26 | Saintéloc Racing | FRA | FRA | FRA | FRA | FRA | Audi R8 LMS GT3 Evo II | PROAM | 7 | 22 | 11 | 1:35.282 | 1.623 | 0.146 | 159.6 |
| 8 | 81 | AF Corse | ITA | ITA | JPN | JPN | JPN | Ferrari 296 GT3 | PROAM | 8 | 25 | 25 | 1:35.324 | 1.665 | 0.042 | 159.5 |
| 9 | 7 | PTT Racing | POL | POL | POL | POL | POL | BMW M4 GT3 EVO | PROAM* | 9 | 28 | 25 | 1:35.658 | 1.999 | 0.334 | 159.0 |
| 10 | 54 | CBRX by SPS | DEU | DEU | CHE | CHE | CHE | Mercedes AMG GT3 EVO | PROAM | 10 | 28 | 23 | 1:36.338 | 2.679 | 0.680 | 157.9 |
| 11 | 88 | Track Focused | GBR | GBR | GBR | GBR | GBR | McLaren 720 Evo GT3 | PROAM | 11 | 18 | 16 | 1:40.473 | 6.814 | 4.135 | 151.4 |

| PRO | | | | | | | | | | | | | | | | |
|-----|-----|---|-----|----------|-----|----------|-----|-----------------------------|-----|-----|------|------|----------|-------|----------|-------|
| Cls | N° | Entrant/Team | Nat | Driver 1 | Nat | Driver 2 | Nat | Vehicle | Cat | Cls | Laps | Best | Time | Gap | Interval | Km/h |
| 1 | 17 | Elite Motorsport with Entire Race Engineering | GBR | GBR | GBR | GBR | GBR | Ferrari 296 GT3 EVO | PRO | 1 | 30 | 25 | 1:34.417 | | | 161.1 |
| 2 | 9 | GetSpeed | DEU | DEU | USA | USA | USA | Mercedes AMG GT3 EVO | PRO | 2 | 20 | 9 | 1:34.428 | 0.011 | 0.011 | 161.1 |
| 3 | 707 | Al Manar by Dragon Racing | OMA | OMA | ITA | ITA | ITA | Ferrari 296 GT3 EVO | PRO | 3 | 29 | 25 | 1:34.478 | 0.061 | 0.050 | 161.0 |
| 4 | 63 | Scuderia Villorba Corse | ITA | ITA | ITA | ITA | ITA | Lamborghini Huracan Evo 2 | PRO | 4 | 27 | 26 | 1:34.517 | 0.100 | 0.039 | 160.9 |
| 5 | 71 | Team Motopark | DEU | DEU | AUS | AUS | AUS | Mercedes AMG GT3 EVO | PRO | 5 | 26 | 20 | 1:34.578 | 0.161 | 0.061 | 160.8 |
| 6 | 28 | Team Motopark | DEU | DEU | MEX | MEX | MEX | Mercedes AMG GT3 EVO | PRO | 6 | 30 | 19 | 1:34.642 | 0.225 | 0.064 | 160.7 |
| 7 | 911 | ZRS Motorsport | ITA | ITA | ITA | ITA | ITA | Porsche 911 GT3 R EVO (992) | PRO | 7 | 20 | 13 | 1:34.865 | 0.448 | 0.223 | 160.3 |
| 8 | 51 | AF Corse | ITA | ITA | ESP | ESP | ESP | Ferrari 296 GT3 EVO | PRO | 8 | 30 | 30 | 1:34.956 | 0.539 | 0.091 | 160.2 |
| 9 | 33 | Greystone GT | GBR | GBR | GBR | GBR | GBR | McLaren 720s GT3 Evo | PRO | 9 | 24 | 23 | 1:35.015 | 0.598 | 0.059 | 160.1 |
| 10 | 96 | AF Corse | ITA | ITA | UKR | UKR | UKR | Ferrari 296 GT3 EVO | PRO | 10 | 19 | 18 | 1:35.341 | 0.924 | 0.326 | 159.5 |

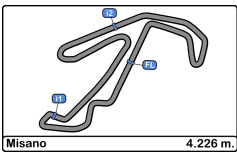
| AM | | | | | | | | | | | | | | | | |
|-----|----|------------------------|-----|----------|-----|----------|-----|--------------------------------|-----|-----|------|------|----------|-------|----------|-------|
| Cls | N° | Entrant/Team | Nat | Driver 1 | Nat | Driver 2 | Nat | Vehicle | Cat | Cls | Laps | Best | Time | Gap | Interval | Km/h |
| 1 | 79 | Sendom Racing Team | POL | POL | POL | POL | POL | Lamborghini Huracan Evo 2 | AM | 1 | 22 | 17 | 1:35.765 | | | 158.8 |
| 2 | 12 | Fach Auto Tech | CHE | CHE | CHE | CHE | CHE | Porsche 911 GT3 R EVO (992) | AM | 2 | 31 | 29 | 1:36.626 | 0.861 | 0.861 | 157.4 |
| 3 | 5 | Olimp Racing | POL | POL | POL | POL | POL | Ferrari 296 GT3 EVO | AM | 3 | 26 | 24 | 1:36.670 | 0.905 | 0.044 | 157.3 |
| 4 | 16 | AF Corse | ITA | ITA | BRA | BRA | BRA | Ferrari 296 GT3 | AM | 4 | 26 | 22 | 1:36.721 | 0.956 | 0.051 | 157.2 |
| 5 | 39 | Target Racing | ITA | ITA | CHN | CHN | CHN | Ferrari 296 GT3 | AM | 5 | 13 | 11 | 1:37.405 | 1.640 | 0.684 | 156.1 |
| 6 | 14 | Good Speed Racing Team | POL | POL | POL | POL | POL | Aston Martin AMR Vantage GT3 E | AM | 6 | 26 | 24 | 1:37.702 | 1.937 | 0.297 | 155.7 |

Published at:.....

Track Temp: 20.9 °C Air Temp: 20.9 °C Humidity: 78 % Track Status: WET

| | | | |
|-----------------------|--------------------|--------------------|----------------|
| Race Director: | Alessandro Ferrari | Timekeeper: | Luis Garcia |
| | ACI DGA 392080 | | JCR-2654-ESP/M |





Misano
International GT Open
Free Practice - 1
Provisional Results by Category



| AM | | | | | | | | | | | | | | | | |
|-----|----|------------------------|-----|---------------------|-----|--------------------|-----|----------------------|-----|-----|------|------|----------|-------|----------|-------|
| Cls | N° | Entrant/Team | Nat | Driver 1 | Nat | Driver 2 | Nat | Vehicle | Cat | Cls | Laps | Best | Time | Gap | Interval | Km/h |
| 7 | 6 | Baron Motorsport Team | | Andrzej Lewandowski | | Adrian Lewandowski | | Ferrari 296 GT3 | AM | 7 | 29 | 29 | 1:37.729 | 1.964 | 0.027 | 155.6 |
| 8 | 77 | Grupo Prom Racing Team | | Alfredo Hernández | | | | Mercedes AMG GT3 EVO | AM | 8 | 4 | 3 | 1:44.310 | 8.545 | 6.581 | 145.8 |

Published at:.....

Track Temp: 20.9 °C Air Temp: 20.9 °C Humidity: 78 % Track Status: WET

Race Director:

Alessandro Ferrari

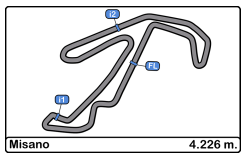
ACI DGA 392080

Timekeeper:

Luis Garcia

JCR-2654-ESP/M



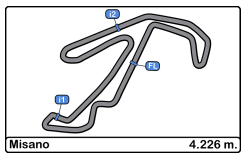


Misano
International GT Open
Free Practice - 1
Lap Analysis



| 5 Stanislaw Jedliński Ferrari 296 GT3 EVO | | | | | | | 6 Andrzej Lewandowski Ferrari 296 GT3 | | | | | | | | |
|---|---|--------------|--------------|----------|----------|--------|---|-----|---|--------------|--------------|----------|----------|--------|--------------|
| AM Krystian Korzeniowski Olimp Racing | | | | | | | AM Adrian Lewandowski Baron Motorsport Team | | | | | | | | |
| Lap | D | Time | Sector 1 | Sector 2 | Sector 3 | T. Spd | Elapsed | Lap | D | Time | Sector 1 | Sector 2 | Sector 3 | T. Spd | Elapsed |
| 1 | | 11:17:24.211 | 11:15:58.283 | 43.954 | 41.974 | 211.7 | 11:17:24.211 | 1 | | 11:18:16.666 | 11:16:43.864 | 46.943 | 45.859 | 165.1 | 11:18:16.666 |
| 2 | | 1:50.426 | 29.374 | 41.080 | 39.972 | 213.0 | 11:19:14.637 | 2 | | 1:58.099 | 31.920 | 43.583 | 42.596 | 206.1 | 11:20:14.765 |
| 3 | | 1:50.062 | 29.399 | 40.502 | 40.161 | 213.8 | 11:21:04.699 | 3 | | 1:57.101 | 31.477 | 43.443 | 42.181 | 204.5 | 11:22:11.866 |
| 4 | | 1:49.850 | 29.244 | 40.658 | 39.948 | 212.5 | 11:22:54.549 | 4 | | 2:00.068 | 31.381 | 43.986 | 44.701 | 161.1 | 11:24:11.934 |
| 5 | | 2:08.050 P | 29.636 | 41.595 | 56.819 | 212.5 | 11:25:02.599 | 5 | | 1:54.881 | 30.817 | 43.146 | 40.918 | 205.7 | 11:26:06.815 |
| 6 | | 3:10.627 | 1:46.494 | 40.876 | 43.257 | 212.1 | 11:28:13.226 | 6 | | 1:56.003 | 30.708 | 43.448 | 41.847 | 204.9 | 11:28:02.818 |
| 7 | | 1:53.217 | 28.630 | 40.119 | 44.468 | 211.7 | 11:30:06.443 | 7 | | 1:53.444 | 30.285 | 42.200 | 40.959 | 206.1 | 11:29:56.262 |
| 8 | | 1:46.898 | 28.043 | 40.026 | 38.829 | 211.3 | 11:31:53.341 | 8 | | 1:51.782 | 30.420 | 41.313 | 40.049 | 204.5 | 11:31:48.044 |
| 9 | | 2:11.237 P | 28.439 | 50.440 | 52.358 | 190.4 | 11:34:04.578 | 9 | | 1:50.916 | 29.343 | 41.972 | 39.601 | 202.2 | 11:33:38.960 |
| 10 | | 7:11.378 | 5:33.654 | 47.162 | 50.562 | 203.3 | 11:41:15.956 | 10 | | 4:21.212 P | 29.562 | 42.917 | 3:08.733 | 206.1 | 11:38:00.172 |
| 11 | | 2:11.740 | 35.344 | 46.600 | 49.796 | 167.9 | 11:43:27.696 | 11 | | 2:06.148 | 46.345 | 40.794 | 39.009 | 210.1 | 11:40:06.320 |
| 12 | | 2:03.888 | 32.676 | 45.187 | 46.025 | 204.9 | 11:45:31.584 | 12 | | 1:47.257 | 28.111 | 41.448 | 37.698 | 208.8 | 11:41:53.577 |
| 13 | | 2:05.419 | 34.621 | 44.850 | 45.948 | 197.4 | 11:47:37.003 | 13 | | 1:41.228 | 26.839 | 38.019 | 36.370 | 214.7 | 11:43:34.805 |
| 14 | | 2:01.134 | 32.190 | 43.832 | 45.112 | 204.1 | 11:49:38.137 | 14 | | 1:40.405 | 26.543 | 38.060 | 35.802 | 214.2 | 11:45:15.210 |
| 15 | | 1:59.928 | 32.473 | 42.391 | 45.064 | 206.8 | 11:51:38.065 | 15 | | 1:40.395 | 26.607 | 37.622 | 36.166 | 213.0 | 11:46:55.605 |
| 16 | | 2:00.890 | 31.836 | 44.204 | 44.850 | 205.3 | 11:53:38.955 | 16 | | 4:10.906 P | 26.625 | 37.608 | 3:06.673 | 210.1 | 11:51:06.511 |
| 17 | | 2:03.784 | 33.949 | 45.993 | 43.842 | 205.3 | 11:55:42.739 | 17 | | 2:01.429 | 44.922 | 39.927 | 36.580 | 213.8 | 11:53:07.940 |
| 18 | | 2:01.061 | 32.361 | 43.413 | 45.287 | 202.2 | 11:57:43.800 | 18 | | 1:40.807 | 26.428 | 37.758 | 36.621 | 212.1 | 11:54:48.747 |
| 19 | | 1:56.432 | 31.216 | 42.493 | 42.723 | 207.2 | 11:59:40.232 | 19 | | 1:40.884 | 26.317 | 37.967 | 36.600 | 211.7 | 11:56:29.631 |
| 20 | | 2:01.377 | 32.719 | 42.243 | 46.415 | 206.5 | 12:01:41.609 | 20 | | 1:43.349 | 28.203 | 38.363 | 36.783 | 211.3 | 11:58:12.980 |
| 21 | | 2:16.048 P | 32.793 | 44.553 | 58.702 | 205.7 | 12:03:57.657 | 21 | | 1:39.913 | 26.170 | 37.645 | 36.098 | 213.4 | 11:59:52.893 |
| 22 | | 3:41.307 | 2:28.428 | 37.530 | 35.349 | 216.8 | 12:07:38.964 | 22 | | 1:40.811 | 26.577 | 37.522 | 36.712 | 213.8 | 12:01:33.704 |
| 23 | | 1:38.144 | 25.717 | 36.743 | 35.684 | 217.7 | 12:09:17.108 | 23 | | 1:39.257 | 25.997 | 37.393 | 35.867 | 214.2 | 12:03:12.961 |
| 24 | | 1:36.670 | 25.730 | 36.398 | 34.542 | 216.4 | 12:10:53.778 | 24 | | 1:39.294 | 25.947 | 37.513 | 35.834 | 213.0 | 12:04:52.255 |
| 25 | | 1:37.330 | 25.975 | 36.261 | 35.094 | 216.8 | 12:12:31.108 | 25 | | 1:40.777 | 27.072 | 37.638 | 36.067 | 216.4 | 12:06:33.032 |
| 26 | | 1:59.681 P | 25.412 | 36.112 | 58.157 | 216.8 | 12:14:30.789 | 26 | | 1:37.902 | 25.595 | 36.885 | 35.422 | 214.2 | 12:08:10.934 |
| | | | | | | | | 27 | | 1:41.139 | 25.639 | 38.372 | 37.128 | 215.5 | 12:09:52.073 |
| | | | | | | | | 28 | | 1:39.054 | 25.833 | 37.401 | 35.820 | 213.8 | 12:11:31.127 |
| | | | | | | | | 29 | | 1:37.729 | 25.660 | 37.220 | 34.849 | 213.8 | 12:13:08.856 |
| | | | | | | | | 30 | | | 26.737 | 53.824 | | 80.5 | |





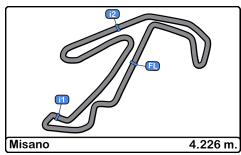
Misano
International GT Open
Free Practice - 1
Lap Analysis



| 7 Hubert Darmetko BMW M4 GT3 EVO 11 Lucas Wolf Porsche 911 GT3 R EVO (992) | | | | | | | | | | | | | | | |
|--|---|----------------|--------------|----------|----------|--------|--------------|-----|---|-------------------------------|--------------|----------|----------|--------|--------------|
| PROAM* Fabian Dybionka | | | PTT Racing | | | | PROAM | | | Alexander Fach Fach Auto Tech | | | | | |
| Lap | D | Time | Sector 1 | Sector 2 | Sector 3 | T. Spd | Elapsed | Lap | D | Time | Sector 1 | Sector 2 | Sector 3 | T. Spd | Elapsed |
| 1 | | 11:21:32.515 P | 11:19:58.473 | 41.182 | 52.860 | 215.5 | 11:21:32.515 | 1 | | 11:17:02.058 | 11:15:39.548 | 41.996 | 40.514 | 209.7 | 11:17:02.058 |
| 2 | | 3:09.251 | 1:48.884 | 40.454 | 39.913 | 216.8 | 11:24:41.766 | 2 | | 1:52.040 | 30.690 | 41.383 | 39.967 | 213.0 | 11:18:54.098 |
| 3 | | 1:49.394 | 29.853 | 40.334 | 39.207 | 216.4 | 11:26:31.160 | 3 | | 2:01.651 P | 31.111 | 41.201 | 49.339 | 212.5 | 11:20:55.749 |
| 4 | | 1:47.791 | 28.860 | 40.213 | 38.718 | 214.7 | 11:28:18.951 | 4 | | 4:32.427 | 3:13.751 | 40.247 | 38.429 | 212.1 | 11:25:28.176 |
| 5 | | 1:49.039 | 28.926 | 40.891 | 39.222 | 214.2 | 11:30:07.990 | 5 | | 1:46.859 | 28.933 | 39.876 | 38.050 | 212.5 | 11:27:15.035 |
| 6 | | 1:47.706 | 28.808 | 40.098 | 38.800 | 215.1 | 11:31:55.696 | 6 | | 1:56.048 P | 28.734 | 39.826 | 47.488 | 212.5 | 11:29:11.083 |
| 7 | | 1:57.680 P | 28.705 | 40.526 | 48.449 | 215.1 | 11:33:53.376 | 7 | | 3:16.898 | 1:58.399 | 39.420 | 39.079 | 214.7 | 11:32:27.981 |
| 8 | | 2:40.922 | 1:24.865 | 39.486 | 36.571 | 219.5 | 11:36:34.298 | 8 | | 1:46.064 | 28.101 | 39.409 | 38.554 | 213.8 | 11:34:14.045 |
| 9 | | 1:41.496 | 26.599 | 37.766 | 37.131 | 220.8 | 11:38:15.794 | 9 | | 1:53.527 P | 27.502 | 38.830 | 47.195 | 213.4 | 11:36:07.572 |
| 10 | | 1:40.543 | 27.359 | 37.361 | 35.823 | 220.8 | 11:39:56.337 | 10 | | 3:03.297 | 1:49.101 | 38.517 | 35.679 | 215.5 | 11:39:10.869 |
| 11 | | 1:39.002 | 26.994 | 36.859 | 35.149 | 219.9 | 11:41:35.339 | 11 | | 1:38.484 | 26.349 | 37.361 | 34.774 | 214.7 | 11:40:49.353 |
| 12 | | 1:48.095 P | 26.031 | 36.628 | 45.436 | 220.8 | 11:43:23.434 | 12 | | 1:36.655 | 25.515 | 36.680 | 34.460 | 214.7 | 11:42:26.008 |
| 13 | | 3:30.478 | 2:16.013 | 37.740 | 36.725 | 219.5 | 11:46:53.912 | 13 | | 1:36.221 | 25.301 | 36.441 | 34.479 | 215.5 | 11:44:02.229 |
| 14 | | 1:41.580 | 26.801 | 37.621 | 37.158 | 216.8 | 11:48:35.492 | 14 | | 1:37.664 | 26.422 | 37.047 | 34.195 | 214.7 | 11:45:39.893 |
| 15 | | 1:39.888 | 26.470 | 37.061 | 36.357 | 218.6 | 11:50:15.380 | 15 | | 1:36.737 | 25.861 | 36.737 | 34.139 | 214.7 | 11:47:16.630 |
| 16 | | 1:41.806 | 27.949 | 38.150 | 35.707 | 219.9 | 11:51:57.186 | 16 | | 1:36.330 | 25.452 | 36.309 | 34.569 | 215.5 | 11:48:52.960 |
| 17 | | 1:37.956 | 25.802 | 36.682 | 35.472 | 219.9 | 11:53:35.142 | 17 | | 1:35.834 | 25.444 | 36.326 | 34.064 | 214.7 | 11:50:28.794 |
| 18 | | 1:41.803 | 27.724 | 37.697 | 36.382 | 191.4 | 11:55:16.945 | 18 | | 1:35.275 | 25.020 | 36.107 | 34.148 | 215.1 | 11:52:04.069 |
| 19 | | 1:37.218 | 25.954 | 36.528 | 34.736 | 221.3 | 11:56:54.163 | 19 | | 1:35.061 | 24.986 | 36.175 | 33.900 | 215.1 | 11:53:39.130 |
| 20 | | 1:37.059 | 25.654 | 36.585 | 34.820 | 220.4 | 11:58:31.222 | 20 | | 1:45.820 P | 25.034 | 36.406 | 44.380 | 215.1 | 11:55:24.950 |
| 21 | | 1:39.351 | 25.654 | 37.389 | 36.308 | 171.7 | 12:00:10.573 | 21 | | 3:49.652 | 2:38.603 | 36.811 | 34.238 | 215.5 | 11:59:14.602 |
| 22 | | 1:47.930 P | 25.741 | 36.574 | 45.615 | 219.5 | 12:01:58.503 | 22 | | 1:46.238 P | 25.172 | 36.504 | 44.562 | 215.5 | 12:01:00.840 |
| 23 | | 2:57.330 | 1:44.516 | 37.715 | 35.099 | 219.0 | 12:04:55.833 | 23 | | 3:34.417 | 2:22.796 | 36.946 | 34.675 | 213.4 | 12:04:35.257 |
| 24 | | 1:40.955 | 25.790 | 36.240 | 38.925 | 221.3 | 12:06:36.788 | 24 | | 1:37.149 | 25.845 | 36.902 | 34.402 | 214.7 | 12:06:12.406 |
| 25 | | 1:35.658 | 25.314 | 36.193 | 34.151 | 220.8 | 12:08:12.446 | 25 | | 1:37.268 | 25.177 | 36.454 | 35.637 | 214.7 | 12:07:49.674 |
| 26 | | 1:46.989 P | 25.334 | 36.639 | 45.016 | 220.4 | 12:09:59.435 | 26 | | 1:37.899 | 25.937 | 36.589 | 35.373 | 215.1 | 12:09:27.573 |
| 27 | | 2:56.382 | 1:44.348 | 36.982 | 35.052 | 218.6 | 12:12:55.817 | 27 | | 1:36.187 | 25.516 | 36.490 | 34.181 | 214.2 | 12:11:03.760 |
| 28 | | 2:39.704 P | 25.833 | 56.709 | 1:17.162 | 79.4 | 12:15:35.521 | 28 | | 1:35.822 | 25.122 | 36.298 | 34.402 | 214.7 | 12:12:39.582 |

| 9 Anthony Bartone Mercedes AMG GT3 EVO 29 2:25.542 P 25.192 44.982 1:15.368 79.5 12:15:05.124 | | | | | | | |
|---|---|---------------------|--------------|----------|----------|--------|--------------|
| PRO Fabian Schiller | | | GetSpeed | | | | |
| Lap | D | Time | Sector 1 | Sector 2 | Sector 3 | T. Spd | Elapsed |
| 1 | | 11:31:12.204 | 11:29:50.797 | 42.165 | 39.242 | 209.7 | 11:31:12.204 |
| 2 | | 1:44.030 | 27.589 | 38.638 | 37.803 | 213.0 | 11:32:56.234 |
| 3 | | 1:54.720 | 27.462 | 41.707 | 45.551 | 208.0 | 11:34:50.954 |
| 4 | | 2:09.648 P | 31.833 | 45.031 | 52.784 | 207.2 | 11:37:00.602 |
| 5 | | 3:15.782 P | 1:36.546 | 40.661 | 58.575 | 210.5 | 11:40:16.384 |
| 6 | | 3:09.887 P | 1:33.833 | 41.243 | 54.811 | 179.1 | 11:43:26.271 |
| 7 | | 7:51.171 | 6:34.835 | 38.455 | 37.881 | 213.8 | 11:51:17.442 |
| 8 | | 1:35.551 | 25.756 | 35.917 | 33.878 | 216.0 | 11:52:52.993 |
| 9 | | 1:34.428 | 25.014 | 35.675 | 33.739 | 216.4 | 11:54:27.421 |
| 10 | | 1:34.844 | 24.605 | 35.869 | 34.370 | 216.4 | 11:56:02.265 |
| 11 | | 1:46.619 P | 24.796 | 35.836 | 45.987 | 217.3 | 11:57:48.884 |
| 12 | | 3:14.213 | 2:01.564 | 37.084 | 35.565 | 216.4 | 12:01:03.097 |
| 13 | | 1:37.237 | 26.183 | 36.312 | 34.742 | 216.0 | 12:02:40.334 |
| 14 | | 1:39.597 | 25.294 | 36.722 | 37.581 | 215.1 | 12:04:19.931 |
| 15 | | 1:36.350 | 25.281 | 36.437 | 34.632 | 214.7 | 12:05:56.281 |
| 16 | | 1:35.755 | 25.003 | 35.965 | 34.787 | 216.4 | 12:07:32.036 |
| 17 | | 1:35.077 | 25.001 | 35.819 | 34.257 | 217.3 | 12:09:07.113 |
| 18 | | 1:39.310 | 24.884 | 35.839 | 38.587 | 216.8 | 12:10:46.423 |
| 19 | | 1:38.937 | 24.978 | 35.912 | 38.047 | 216.8 | 12:12:25.360 |
| 20 | | 1:59.437 P | 24.944 | 35.829 | 58.664 | 216.4 | 12:14:24.797 |





Misano
International GT Open
Free Practice - 1
Lap Analysis

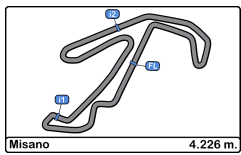


12 Joel Monegro Reyes Porsche 911 GT3 R EVO (992) **14** Piotr Wira Aston Martin AMR Vantage GT3 EVO

AM Fach Auto Tech AM Tomasz Magdziarz Good Speed Racing Team

| Lap | D | Time | Sector 1 | Sector 2 | Sector 3 | T. Spd | Elapsed | Lap | D | Time | Sector 1 | Sector 2 | Sector 3 | T. Spd | Elapsed | |
|-----|---|--------------|--------------|----------|----------|----------|--------------|--------------|----|--------------|----------|----------|--------------|----------|--------------|--------------|
| 1 | | 11:17:34.538 | 11:16:05.344 | 45.001 | 44.193 | 207.2 | 11:17:34.538 | 1 | | 11:19:50.081 | P | | 11:19:50.081 | | 11:19:50.081 | |
| 2 | | 1:56.458 | 31.340 | 42.883 | 42.235 | 210.5 | 11:19:30.996 | 2 | | 2:11.871 | 45.276 | 43.781 | 42.814 | 207.2 | 11:22:01.952 | |
| 3 | | 1:55.324 | 31.795 | 41.413 | 42.116 | 212.1 | 11:21:26.320 | 3 | | 1:54.963 | 30.577 | 42.424 | 41.962 | 210.9 | 11:23:56.915 | |
| 4 | | 1:52.807 | 30.627 | 41.067 | 41.113 | 212.1 | 11:23:19.127 | 4 | | 1:53.940 | 30.414 | 42.093 | 41.433 | 211.3 | 11:25:50.855 | |
| 5 | | 1:51.551 | 29.731 | 40.920 | 40.900 | 212.5 | 11:25:10.678 | 5 | | 4:37.263 | P | 29.681 | 41.630 | 3:25.952 | 210.5 | 11:30:28.118 |
| 6 | | 2:07.012 | P | 31.296 | 41.442 | 54.274 | 209.3 | 11:27:17.690 | 6 | | 2:07.739 | 45.653 | 41.141 | 40.945 | 211.7 | 11:32:35.857 |
| 7 | | 3:36.076 | 2:14.385 | 40.047 | 41.644 | 213.0 | 11:30:53.766 | 7 | | 1:51.494 | 30.005 | 41.150 | 40.339 | 212.1 | 11:34:27.351 | |
| 8 | | 1:47.973 | 29.080 | 39.532 | 39.361 | 213.4 | 11:32:41.739 | 8 | | 1:51.246 | 29.673 | 41.702 | 39.871 | 212.1 | 11:36:18.597 | |
| 9 | | 1:48.022 | 28.540 | 39.221 | 40.261 | 214.2 | 11:34:29.761 | 9 | | 4:52.036 | P | 29.485 | 40.816 | 3:41.735 | 212.1 | 11:41:10.633 |
| 10 | | 1:46.883 | 28.471 | 39.451 | 38.961 | 212.5 | 11:36:16.644 | 10 | | 2:12.183 | 45.834 | 41.911 | 44.438 | 173.0 | 11:43:22.816 | |
| 11 | | 1:45.620 | 28.284 | 38.937 | 38.399 | 213.4 | 11:38:02.264 | 11 | | 1:46.746 | 28.469 | 39.135 | 39.142 | 214.2 | 11:45:09.562 | |
| 12 | | 1:59.121 | P | 28.314 | 39.278 | 51.529 | 213.0 | 11:40:01.385 | 12 | | 1:43.296 | 27.662 | 38.466 | 37.168 | 213.8 | 11:46:52.858 |
| 13 | | 3:08.593 | 1:50.842 | 39.384 | 38.367 | 214.2 | 11:43:09.978 | 13 | | 1:42.125 | 27.450 | 37.927 | 36.748 | 214.7 | 11:48:34.983 | |
| 14 | | 1:41.784 | 27.603 | 37.491 | 36.690 | 215.1 | 11:44:51.762 | 14 | | 1:41.726 | 26.669 | 38.213 | 36.844 | 214.7 | 11:50:16.709 | |
| 15 | | 1:40.623 | 26.668 | 37.406 | 36.549 | 214.7 | 11:46:32.385 | 15 | | 3:13.481 | P | 27.574 | 38.172 | 2:07.735 | 215.5 | 11:53:30.190 |
| 16 | | 1:40.677 | 27.020 | 37.476 | 36.181 | 213.8 | 11:48:13.062 | 16 | | 2:01.600 | 44.559 | 39.916 | 37.125 | 213.8 | 11:55:31.790 | |
| 17 | | 1:39.801 | 26.514 | 36.988 | 36.299 | 215.1 | 11:49:52.863 | 17 | | 1:40.587 | 26.701 | 37.804 | 36.082 | 216.4 | 11:57:12.377 | |
| 18 | | 1:40.493 | 26.577 | 37.213 | 36.703 | 215.5 | 11:51:33.356 | 18 | | 1:39.345 | 26.243 | 36.977 | 36.125 | 216.0 | 11:58:51.722 | |
| 19 | | 1:39.152 | 26.253 | 36.948 | 35.951 | 215.1 | 11:53:12.508 | 19 | | 1:41.001 | 27.468 | 37.361 | 36.172 | 216.4 | 12:00:32.723 | |
| 20 | | 1:38.679 | 26.023 | 36.800 | 35.856 | 215.1 | 11:54:51.187 | 20 | | 1:38.470 | 25.920 | 36.901 | 35.649 | 215.5 | 12:02:11.193 | |
| 21 | | 1:38.793 | 25.909 | 37.047 | 35.837 | 214.7 | 11:56:29.980 | 21 | | 1:39.203 | 26.054 | 37.627 | 35.522 | 216.8 | 12:03:50.396 | |
| 22 | | 1:38.016 | 26.066 | 36.518 | 35.432 | 215.1 | 11:58:07.996 | 22 | | 1:38.833 | 26.045 | 36.955 | 35.833 | 216.0 | 12:05:29.229 | |
| 23 | | 1:37.594 | 25.773 | 36.525 | 35.296 | 215.1 | 11:59:45.590 | 23 | | 1:38.308 | 25.593 | 37.009 | 35.706 | 215.1 | 12:07:07.537 | |
| 24 | | 1:54.658 | P | 26.629 | 38.197 | 49.832 | 214.2 | 12:01:40.248 | 24 | | 1:37.702 | 25.647 | 36.599 | 35.456 | 216.4 | 12:08:45.239 |
| 25 | | 3:50.154 | 2:36.589 | 38.219 | 35.346 | 214.7 | 12:05:30.402 | 25 | | 2:43.901 | P | 25.711 | 36.702 | 1:41.488 | 216.0 | 12:11:29.140 |
| 26 | | 1:38.354 | 26.242 | 36.812 | 35.300 | 214.7 | 12:07:08.756 | 26 | | 1:58.748 | 43.084 | 38.025 | 37.639 | 147.3 | 12:13:27.888 | |
| 27 | | 1:37.435 | 25.928 | 36.402 | 35.105 | 215.1 | 12:08:46.191 | 27 | | | 38.116 | 1:11.755 | | 89.0 | | |
| 28 | | 1:37.271 | 25.676 | 36.532 | 35.063 | 215.5 | 12:10:23.462 | | | | | | | | | |
| 29 | | 1:36.626 | 25.776 | 36.420 | 34.430 | 216.0 | 12:12:00.088 | | | | | | | | | |
| 30 | | 1:36.648 | 25.713 | 36.360 | 34.575 | 215.1 | 12:13:36.736 | | | | | | | | | |
| 31 | | 3:12.441 | P | 38.585 | 1:12.559 | 1:21.297 | 79.2 | 12:16:49.177 | | | | | | | | |





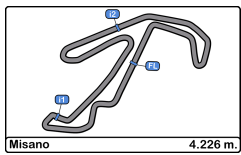
Misano
International GT Open
Free Practice - 1
Lap Analysis



| 16 | | | | | | | 17 | | | | | | | | | |
|-----|---|--------------|----------|--------------|----------|----------|---------|--------------|----|-----------------------------------|--------------|----------|----------|----------|--------------|--------------|
| AM | | | AF Corse | | | | PRO | | | Elite Motorsport with Entire Race | | | | | | |
| Lap | D | Time | Sector 1 | Sector 2 | Sector 3 | T. Spd | Elapsed | Lap | D | Time | Sector 1 | Sector 2 | Sector 3 | T. Spd | Elapsed | |
| 1 | | 11:18:22.180 | P | 11:16:37.284 | 44.986 | 59.910 | 193.5 | 11:18:22.180 | 1 | 11:21:18.660 | 11:19:56.217 | 41.928 | 40.515 | 206.5 | 11:21:18.660 | |
| 2 | | 3:33.514 | | 2:09.954 | 41.845 | 41.715 | 211.3 | 11:21:55.694 | 2 | 1:47.600 | 28.972 | 40.058 | 38.570 | 213.8 | 11:23:06.260 | |
| 3 | | 1:52.029 | | 29.570 | 41.075 | 41.384 | 210.9 | 11:23:47.723 | 3 | 1:47.010 | 28.238 | 39.778 | 38.994 | 214.7 | 11:24:53.270 | |
| 4 | | 1:49.943 | | 29.222 | 40.471 | 40.250 | 211.7 | 11:25:37.666 | 4 | 1:46.190 | 28.127 | 39.602 | 38.461 | 213.8 | 11:26:39.460 | |
| 5 | | 1:49.649 | | 29.256 | 40.459 | 39.934 | 210.9 | 11:27:27.315 | 5 | 1:56.011 | P | 28.462 | 40.009 | 47.540 | 213.8 | 11:28:35.471 |
| 6 | | 1:49.627 | | 29.101 | 40.589 | 39.937 | 210.1 | 11:29:16.942 | 6 | 3:48.367 | | 2:27.681 | 40.737 | 39.949 | 213.0 | 11:32:23.838 |
| 7 | | 2:00.954 | P | 28.906 | 40.800 | 51.248 | 210.5 | 11:31:17.896 | 7 | 1:46.138 | | 28.906 | 39.223 | 38.009 | 214.2 | 11:34:09.976 |
| 8 | | 7:16.403 | | 5:57.734 | 40.948 | 37.721 | 208.0 | 11:38:34.299 | 8 | 1:45.089 | | 27.975 | 38.939 | 38.175 | 212.5 | 11:35:55.065 |
| 9 | | 1:41.913 | | 26.861 | 38.153 | 36.899 | 213.4 | 11:40:16.212 | 9 | 1:56.710 | P | 28.252 | 39.396 | 49.062 | 179.1 | 11:37:51.775 |
| 10 | | 1:40.830 | | 26.627 | 37.936 | 36.267 | 214.2 | 11:41:57.042 | 10 | 2:55.536 | | 1:41.813 | 37.952 | 35.771 | 215.5 | 11:40:47.311 |
| 11 | | 1:40.541 | | 26.159 | 37.503 | 36.879 | 214.2 | 11:43:37.583 | 11 | 1:37.358 | | 25.732 | 36.617 | 35.009 | 215.5 | 11:42:24.669 |
| 12 | | 1:56.034 | | 28.097 | 48.636 | 39.301 | 151.2 | 11:45:33.617 | 12 | 1:36.851 | | 25.533 | 36.594 | 34.724 | 216.4 | 11:44:01.520 |
| 13 | | 1:40.376 | | 27.214 | 37.513 | 35.649 | 214.2 | 11:47:13.993 | 13 | 1:39.328 | | 26.756 | 37.756 | 34.816 | 218.6 | 11:45:40.848 |
| 14 | | 1:38.637 | | 26.033 | 37.339 | 35.265 | 214.2 | 11:48:52.630 | 14 | 1:36.725 | | 25.342 | 36.978 | 34.405 | 218.6 | 11:47:17.573 |
| 15 | | 1:51.757 | P | 26.478 | 37.146 | 48.133 | 214.7 | 11:50:44.387 | 15 | 1:35.776 | | 25.076 | 36.190 | 34.510 | 218.1 | 11:48:53.349 |
| 16 | | 5:00.750 | | 3:44.552 | 38.559 | 37.639 | 213.8 | 11:55:45.137 | 16 | 1:36.311 | | 25.396 | 36.310 | 34.605 | 217.7 | 11:50:29.660 |
| 17 | | 1:41.250 | | 28.094 | 37.092 | 36.064 | 214.7 | 11:57:26.387 | 17 | 1:34.855 | | 24.758 | 36.040 | 34.057 | 217.7 | 11:52:04.515 |
| 18 | | 1:40.129 | | 26.084 | 37.829 | 36.216 | 200.7 | 11:59:06.516 | 18 | 1:38.118 | | 25.337 | 36.628 | 36.153 | 216.0 | 11:53:42.633 |
| 19 | | 1:36.875 | | 25.482 | 36.838 | 34.555 | 214.7 | 12:00:43.391 | 19 | 1:50.222 | P | 26.506 | 37.611 | 46.105 | 219.0 | 11:55:32.855 |
| 20 | | 1:39.196 | | 25.501 | 37.994 | 35.701 | 214.7 | 12:02:22.587 | 20 | 2:50.631 | | 1:37.558 | 38.792 | 34.281 | 216.4 | 11:58:23.486 |
| 21 | | 1:44.585 | | 25.577 | 42.101 | 36.907 | 157.6 | 12:04:07.172 | 21 | 1:35.723 | | 25.336 | 36.344 | 34.043 | 217.7 | 11:59:59.209 |
| 22 | | 1:36.721 | | 25.402 | 36.712 | 34.607 | 215.5 | 12:05:43.893 | 22 | 1:36.161 | | 25.263 | 36.079 | 34.819 | 218.1 | 12:01:35.370 |
| 23 | | 1:54.524 | P | 25.862 | 38.230 | 50.432 | 213.8 | 12:07:38.417 | 23 | 1:35.515 | | 25.288 | 36.359 | 33.868 | 216.0 | 12:03:10.885 |
| 24 | | 3:46.243 | | 2:33.450 | 37.557 | 35.236 | 214.2 | 12:11:24.660 | 24 | 1:34.827 | | 25.067 | 36.011 | 33.749 | 217.7 | 12:04:45.712 |
| 25 | | 1:38.381 | | 26.676 | 36.760 | 34.945 | 214.2 | 12:13:03.041 | 25 | 1:34.417 | | 24.818 | 35.978 | 33.621 | 216.4 | 12:06:20.129 |
| 26 | | 2:41.579 | P | 25.516 | 57.317 | 1:18.746 | 80.2 | 12:15:44.620 | 26 | 1:34.760 | | 24.878 | 35.931 | 33.951 | 217.3 | 12:07:54.889 |
| | | | | | | | | | 27 | 1:47.669 | P | 25.046 | 36.103 | 46.520 | 217.3 | 12:09:42.558 |
| | | | | | | | | | 28 | 2:15.877 | | 1:05.484 | 36.352 | 34.041 | 216.4 | 12:11:58.435 |
| | | | | | | | | | 29 | 1:34.428 | | 25.020 | 35.816 | 33.592 | 218.6 | 12:13:32.863 |
| | | | | | | | | | 30 | 3:06.851 | P | 38.376 | 1:11.675 | 1:16.800 | 80.4 | 12:16:39.714 |

| 24 | | | | | | | | |
|-------|---|--------------|--------------|--------------|----------|--------|---------|--------------|
| PROAM | | | Greystone GT | | | | | |
| Lap | D | Time | Sector 1 | Sector 2 | Sector 3 | T. Spd | Elapsed | |
| 1 | | 11:22:49.325 | | 11:21:20.563 | 43.274 | 45.488 | 207.2 | 11:22:49.325 |
| 2 | | 2:09.911 | P | 31.371 | 42.742 | 55.798 | 208.4 | 11:24:59.236 |
| 3 | | 3:12.428 | | 1:51.397 | 41.004 | 40.027 | 212.1 | 11:28:11.664 |
| 4 | | 1:49.120 | | 28.810 | 41.104 | 39.206 | 213.0 | 11:30:00.784 |
| 5 | | 2:05.382 | P | 28.804 | 42.296 | 54.282 | 210.5 | 11:32:06.166 |
| 6 | | 10:58.671 | | 9:43.140 | 38.449 | 37.082 | 213.4 | 11:43:04.837 |
| 7 | | 1:38.491 | | 26.080 | 36.877 | 35.534 | 214.7 | 11:44:43.328 |
| 8 | | 1:37.917 | | 25.362 | 36.615 | 35.940 | 215.5 | 11:46:21.245 |
| 9 | | 1:36.350 | | 25.255 | 36.494 | 34.601 | 215.5 | 11:47:57.595 |
| 10 | | 1:36.751 | | 25.183 | 36.281 | 35.287 | 215.5 | 11:49:34.346 |
| 11 | | 1:35.429 | | 24.965 | 36.249 | 34.215 | 215.5 | 11:51:09.775 |
| 12 | | 1:35.903 | | 24.916 | 36.465 | 34.522 | 216.4 | 11:52:45.678 |
| 13 | | 1:49.332 | P | 24.885 | 37.149 | 47.298 | 160.4 | 11:54:35.010 |
| 14 | | 4:22.957 | | 3:10.144 | 37.054 | 35.759 | 216.4 | 11:58:57.967 |
| 15 | | 1:39.518 | | 24.841 | 36.691 | 37.986 | 214.2 | 12:00:37.485 |
| 16 | | 1:34.704 | | 24.831 | 36.149 | 33.724 | 216.0 | 12:02:12.189 |
| 17 | | 1:36.498 | | 25.363 | 36.811 | 34.324 | 216.0 | 12:03:48.687 |
| 18 | | 1:38.774 | | 26.525 | 36.480 | 35.769 | 215.5 | 12:05:27.461 |
| 19 | | 1:48.290 | P | 24.829 | 36.010 | 47.451 | 215.5 | 12:07:15.751 |





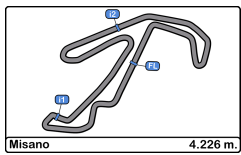
Misano
International GT Open
Free Practice - 1
Lap Analysis



| 25 | | | | | | | 28 | | | | | | | | | |
|-----------------|---|--------------|-----------------|----------|-----------|--------|------------------------------|-----|---|--------------|--------------|----------|-----------------|--------|--------------|--|
| Xolile Letlaka | | | | | | | Marcelo Ramírez | | | | | | | | | |
| Ferrari 296 GT3 | | | | | | | Mercedes AMG GT3 EVO | | | | | | | | | |
| PROAM | | | Axcil Jefferies | | | | Into Africa Racing by Dragon | | | PRO | | | Dominik Baumann | | | |
| Lap | D | Time | Sector 1 | Sector 2 | Sector 3 | T. Spd | Elapsed | Lap | D | Time | Sector 1 | Sector 2 | Sector 3 | T. Spd | Elapsed | |
| 1 | | 11:17:17.426 | 11:15:54.132 | 42.654 | 40.640 | 208.4 | 11:17:17.426 | 1 | | 11:17:40.797 | 11:16:14.454 | 43.563 | 42.780 | 210.9 | 11:17:40.797 | |
| 2 | | 1:50.538 | 29.887 | 41.127 | 39.524 | 212.1 | 11:19:07.964 | 2 | | 1:52.712 | 30.358 | 42.481 | 39.873 | 212.1 | 11:19:33.509 | |
| 3 | | 1:49.148 | 29.589 | 40.742 | 38.817 | 211.7 | 11:20:57.112 | 3 | | 1:51.552 | 29.804 | 41.211 | 40.537 | 212.5 | 11:21:25.061 | |
| 4 | | 1:49.424 | 29.019 | 41.011 | 39.394 | 211.7 | 11:22:46.536 | 4 | | 1:49.218 | 29.205 | 40.120 | 39.893 | 213.0 | 11:23:14.279 | |
| 5 | | 1:48.046 | 28.892 | 40.623 | 38.531 | 212.5 | 11:24:34.582 | 5 | | 1:49.453 | 28.841 | 40.138 | 40.474 | 214.2 | 11:25:03.732 | |
| 6 | | 4:15.733 P | 28.709 | 40.420 | 3:06.604 | 212.5 | 11:28:50.315 | 6 | | 2:59.092 P | 29.137 | 40.195 | 1:49.760 | 213.0 | 11:28:02.824 | |
| 7 | | 2:08.840 | 46.237 | 41.039 | 41.564 | 211.7 | 11:30:59.155 | 7 | | 2:02.727 | 43.721 | 40.254 | 38.752 | 212.5 | 11:30:05.551 | |
| 8 | | 1:50.226 | 29.705 | 40.473 | 40.048 | 210.9 | 11:32:49.381 | 8 | | 1:46.823 | 28.058 | 40.075 | 38.690 | 213.0 | 11:31:52.374 | |
| 9 | | 1:47.862 | 28.789 | 40.141 | 38.932 | 213.0 | 11:34:37.243 | 9 | | 1:46.442 | 28.580 | 39.408 | 38.454 | 215.5 | 11:33:38.816 | |
| 10 | | 1:48.516 | 28.714 | 40.313 | 39.489 | 212.5 | 11:36:25.759 | 10 | | 1:45.314 | 27.950 | 39.393 | 37.971 | 215.1 | 11:35:24.130 | |
| 11 | | 1:49.105 | 28.737 | 40.357 | 40.011 | 197.8 | 11:38:14.864 | 11 | | 4:14.482 P | 27.680 | 39.212 | 3:07.590 | 215.1 | 11:39:38.612 | |
| 12 | | 15:54.828 P | 29.015 | 39.735 | 14:46.078 | 213.0 | 11:54:09.692 | 12 | | 1:55.724 | 42.825 | 37.144 | 35.755 | 216.0 | 11:41:34.336 | |
| 13 | | 1:56.855 | 43.924 | 37.986 | 34.945 | 214.2 | 11:56:06.547 | 13 | | 1:36.927 | 25.727 | 36.462 | 34.738 | 216.8 | 11:43:11.263 | |
| 14 | | 1:36.922 | 25.394 | 36.480 | 35.048 | 214.7 | 11:57:43.469 | 14 | | 1:36.669 | 25.718 | 36.505 | 34.446 | 216.8 | 11:44:47.932 | |
| 15 | | 1:35.819 | 25.327 | 36.088 | 34.404 | 215.5 | 11:59:19.288 | 15 | | 1:35.793 | 25.360 | 36.214 | 34.219 | 217.7 | 11:46:23.725 | |
| 16 | | 1:38.129 | 25.084 | 36.364 | 36.681 | 214.7 | 12:00:57.417 | 16 | | 1:38.407 | 25.684 | 36.188 | 36.535 | 218.1 | 11:48:02.132 | |
| 17 | | 1:35.136 | 25.045 | 36.095 | 33.996 | 214.2 | 12:02:32.553 | 17 | | 1:35.513 | 25.213 | 36.024 | 34.276 | 218.6 | 11:49:37.645 | |
| 18 | | 3:18.983 P | 25.711 | 36.448 | 2:16.824 | 213.4 | 12:05:51.536 | 18 | | 1:34.799 | 25.021 | 35.856 | 33.922 | 217.7 | 11:51:12.444 | |
| 19 | | 1:57.957 | 43.791 | 37.695 | 36.471 | 214.7 | 12:07:49.493 | 19 | | 1:34.642 | 25.068 | 35.809 | 33.765 | 218.1 | 11:52:47.086 | |
| 20 | | 1:43.987 | 27.576 | 37.158 | 39.253 | 214.2 | 12:09:33.480 | 20 | | 2:44.008 P | 25.057 | 35.951 | 1:43.000 | 219.0 | 11:55:31.094 | |
| 21 | | 1:39.518 | 26.336 | 37.392 | 35.790 | 214.7 | 12:11:12.998 | 21 | | 2:00.152 | 44.736 | 39.033 | 36.383 | 215.1 | 11:57:31.246 | |
| 22 | | 1:38.383 | 26.080 | 37.168 | 35.135 | 215.1 | 12:12:51.381 | 22 | | 1:39.839 | 26.944 | 37.258 | 35.637 | 217.3 | 11:59:11.085 | |
| 23 | | | 25.999 | 52.683 | | 80.1 | | 23 | | 1:38.790 | 26.411 | 37.270 | 35.109 | 217.3 | 12:00:49.875 | |

| 26 | | | | | | | 28 | | | | | | | | | |
|---------------------|---|--------------|--------------|----------|----------|--------|------------------------|-----|---|------------|----------|----------|-----------------|--------|--------------|--|
| Michaël Blanchemain | | | | | | | Audi R8 LMS GT3 Evo II | | | | | | | | | |
| PROAM | | | | | | | Saint-Éloc Racing | | | | | | | | | |
| PROAM | | | Jim Pla | | | | Saint-Éloc Racing | | | PRO | | | Dominik Baumann | | | |
| Lap | D | Time | Sector 1 | Sector 2 | Sector 3 | T. Spd | Elapsed | Lap | D | Time | Sector 1 | Sector 2 | Sector 3 | T. Spd | Elapsed | |
| 1 | | 11:21:05.990 | 11:19:32.988 | 45.985 | 47.017 | 146.5 | 11:21:05.990 | 24 | | 1:37.715 | 26.138 | 36.692 | 34.885 | 217.3 | 12:02:27.590 | |
| 2 | | 1:56.746 | 31.207 | 43.272 | 42.267 | 211.7 | 11:23:02.736 | 25 | | 1:38.410 | 26.566 | 36.825 | 35.019 | 218.6 | 12:04:06.000 | |
| 3 | | 1:54.453 | 30.320 | 43.284 | 40.849 | 213.8 | 11:24:57.189 | 26 | | 1:37.121 | 25.979 | 36.428 | 34.714 | 217.3 | 12:05:43.121 | |
| 4 | | 1:51.940 | 30.455 | 40.980 | 40.505 | 213.4 | 11:26:49.129 | 27 | | 1:36.756 | 25.927 | 36.354 | 34.475 | 218.6 | 12:07:19.877 | |
| 5 | | 1:52.848 | 29.325 | 41.271 | 42.252 | 213.8 | 11:28:41.977 | 28 | | 1:36.414 | 25.692 | 36.193 | 34.529 | 218.1 | 12:08:56.291 | |
| 6 | | 2:10.962 P | 30.980 | 43.398 | 56.584 | 211.7 | 11:30:52.939 | 29 | | 1:37.906 | 26.111 | 36.539 | 35.256 | 218.1 | 12:10:34.197 | |
| 7 | | 13:00.526 | 11:45.253 | 38.045 | 37.228 | 207.6 | 11:43:53.465 | 30 | | 2:46.870 P | 25.783 | 36.215 | 1:44.872 | 217.3 | 12:13:21.067 | |
| 8 | | 1:37.380 | 25.604 | 36.340 | 35.436 | 218.1 | 11:45:30.845 | 31 | | | 51.472 | 1:13.080 | | 79.6 | | |
| 9 | | 1:35.690 | 25.239 | 36.060 | 34.391 | 217.7 | 11:47:06.535 | | | | | | | | | |
| 10 | | 1:35.517 | 25.297 | 35.933 | 34.287 | 218.1 | 11:48:42.052 | | | | | | | | | |
| 11 | | 1:35.282 | 25.267 | 35.910 | 34.105 | 219.9 | 11:50:17.334 | | | | | | | | | |
| 12 | | 1:49.871 P | 26.358 | 37.308 | 46.205 | 217.3 | 11:52:07.205 | | | | | | | | | |
| 13 | | 5:10.219 | 3:53.480 | 40.151 | 36.588 | 214.7 | 11:57:17.424 | | | | | | | | | |
| 14 | | 4:41.903 | 27.194 | 38.702 | 36.007 | 216.0 | 11:58:59.327 | | | | | | | | | |
| 15 | | 1:39.783 | 26.154 | 37.164 | 36.465 | 214.2 | 12:00:39.110 | | | | | | | | | |
| 16 | | 1:42.369 | 27.787 | 37.132 | 37.450 | 216.4 | 12:02:21.479 | | | | | | | | | |
| 17 | | 4:38.495 | 26.198 | 36.733 | 35.264 | 216.4 | 12:03:59.674 | | | | | | | | | |
| 18 | | 1:38.217 | 26.192 | 36.841 | 35.184 | 216.0 | 12:05:37.891 | | | | | | | | | |
| 19 | | 1:38.824 | 26.091 | 37.603 | 35.130 | 214.2 | 12:07:16.715 | | | | | | | | | |
| 20 | | 1:37.744 | 25.871 | 36.817 | 35.056 | 216.0 | 12:08:54.459 | | | | | | | | | |
| 21 | | 1:46.658 | 26.878 | 41.070 | 38.710 | 216.0 | 12:10:41.117 | | | | | | | | | |
| 22 | | 1:53.723 P | 26.834 | 37.675 | 49.214 | 215.1 | 12:12:34.840 | | | | | | | | | |





Misano
International GT Open
Free Practice - 1
Lap Analysis



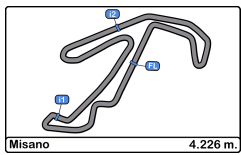
33 Zac Meakin McLaren 720s GT3 Evo **51** Rafael Durán Ferrari 296 GT3 EVO
 PRO Dean Macdonald Greystone GT PRO Tommaso Mosca AF Corse

| Lap | D | Time | Sector 1 | Sector 2 | Sector 3 | T. Spd | Elapsed | Lap | D | Time | Sector 1 | Sector 2 | Sector 3 | T. Spd | Elapsed |
|-----|---|----------------|--------------|----------|----------|--------|--------------|-----|---|--------------|--------------|----------|----------|--------|--------------|
| 1 | | 11:23:15.094 P | 11:21:43.485 | 41.136 | 50.473 | 212.1 | 11:23:15.094 | 1 | | 11:17:05.653 | 11:15:42.228 | 43.264 | 40.161 | 209.3 | 11:17:05.653 |
| 2 | | 3:10.080 P | 1:39.304 | 40.811 | 49.965 | 211.3 | 11:26:25.174 | 2 | | 1:48.875 | 29.180 | 40.843 | 38.852 | 212.1 | 11:18:54.528 |
| 3 | | 3:07.217 P | 1:38.360 | 40.192 | 48.665 | 213.0 | 11:29:32.391 | 3 | | 1:49.226 | 29.913 | 40.341 | 38.972 | 212.5 | 11:20:43.754 |
| 4 | | 6:00.835 P | 4:31.610 | 40.167 | 49.058 | 213.4 | 11:35:33.226 | 4 | | 1:48.088 | 28.658 | 40.286 | 39.144 | 211.7 | 11:22:31.842 |
| 5 | | 3:11.371 P | 1:44.901 | 39.290 | 47.180 | 214.2 | 11:38:44.597 | 5 | | 4:24.982 P | 29.355 | 40.235 | 3:15.392 | 211.7 | 11:26:56.824 |
| 6 | | 3:05.701 | 1:50.433 | 38.713 | 36.555 | 217.3 | 11:41:50.298 | 6 | | 2:38.254 P | 44.544 | 39.438 | 1:14.272 | 213.8 | 11:29:35.078 |
| 7 | | 1:38.075 | 25.905 | 37.154 | 35.016 | 216.0 | 11:43:28.373 | 7 | | 1:58.277 | 42.936 | 38.437 | 36.904 | 213.4 | 11:31:33.355 |
| 8 | | 1:40.426 | 26.991 | 36.931 | 36.504 | 215.1 | 11:45:08.799 | 8 | | 1:40.270 | 26.432 | 37.990 | 35.848 | 212.1 | 11:33:13.625 |
| 9 | | 1:37.009 | 25.768 | 36.652 | 34.589 | 217.3 | 11:46:45.808 | 9 | | 1:38.997 | 25.814 | 37.577 | 35.606 | 214.7 | 11:34:52.622 |
| 10 | | 1:36.871 | 25.964 | 36.415 | 34.492 | 216.8 | 11:48:22.679 | 10 | | 1:39.242 | 26.301 | 37.754 | 35.187 | 214.7 | 11:36:31.864 |
| 11 | | 1:35.909 | 25.227 | 36.255 | 34.427 | 217.3 | 11:49:58.588 | 11 | | 1:37.591 | 25.691 | 37.160 | 34.740 | 213.8 | 11:38:09.455 |
| 12 | | 1:48.003 P | 25.282 | 36.333 | 46.388 | 216.8 | 11:51:46.591 | 12 | | 3:26.133 P | 25.578 | 37.015 | 2:23.540 | 214.2 | 11:41:35.588 |
| 13 | | 2:48.762 | 1:37.582 | 36.729 | 34.451 | 217.7 | 11:54:35.353 | 13 | | 2:01.763 | 44.073 | 40.603 | 37.087 | 213.4 | 11:43:37.351 |
| 14 | | 1:35.635 | 25.512 | 36.063 | 34.060 | 218.1 | 11:56:10.988 | 14 | | 1:40.921 | 27.028 | 37.701 | 36.192 | 214.7 | 11:45:18.272 |
| 15 | | 1:35.312 | 25.288 | 35.927 | 34.097 | 219.0 | 11:57:46.300 | 15 | | 1:39.098 | 26.331 | 37.273 | 35.494 | 214.2 | 11:46:57.370 |
| 16 | | 1:37.744 | 26.297 | 36.119 | 35.328 | 218.6 | 11:59:24.044 | 16 | | 1:38.867 | 25.745 | 37.154 | 35.968 | 216.8 | 11:48:36.237 |
| 17 | | 1:35.428 | 25.683 | 35.916 | 33.829 | 218.6 | 12:00:59.472 | 17 | | 1:39.690 | 26.153 | 37.665 | 35.872 | 213.8 | 11:50:15.927 |
| 18 | | 1:46.218 P | 25.410 | 36.044 | 44.764 | 218.1 | 12:02:45.690 | 18 | | 1:38.420 | 26.915 | 36.914 | 34.591 | 214.7 | 11:51:54.347 |
| 19 | | 2:55.105 | 1:39.309 | 39.593 | 36.203 | 214.2 | 12:05:40.795 | 19 | | 1:38.207 | 25.650 | 36.722 | 35.835 | 215.5 | 11:53:32.554 |
| 20 | | 1:37.172 | 26.447 | 36.458 | 34.267 | 216.4 | 12:07:17.967 | 20 | | 1:37.479 | 26.009 | 36.494 | 34.976 | 214.7 | 11:55:10.033 |
| 21 | | 1:36.751 | 25.159 | 36.380 | 35.212 | 216.8 | 12:08:54.718 | 21 | | 1:36.247 | 25.564 | 36.327 | 34.356 | 215.5 | 11:56:46.280 |
| 22 | | 1:35.731 | 25.595 | 36.179 | 33.957 | 216.8 | 12:10:30.449 | 22 | | 1:35.788 | 25.259 | 36.274 | 34.255 | 215.5 | 11:58:22.068 |
| 23 | | 1:35.015 | 24.969 | 36.056 | 33.990 | 217.3 | 12:12:05.464 | 23 | | 1:36.457 | 25.242 | 36.553 | 34.662 | 215.1 | 11:59:58.525 |
| 24 | | 1:49.045 P | 25.508 | 36.233 | 47.304 | 217.3 | 12:13:54.509 | 24 | | 1:37.784 | 25.188 | 36.413 | 36.183 | 216.0 | 12:01:36.309 |

39 Huilin Han Ferrari 296 GT3
 AM Target Racing

| Lap | D | Time | Sector 1 | Sector 2 | Sector 3 | T. Spd | Elapsed | Lap | D | Time | Sector 1 | Sector 2 | Sector 3 | T. Spd | Elapsed |
|-----|---|----------------|----------|----------|--------------|--------|--------------|-----|---|------------|----------|----------|----------|--------|--------------|
| 1 | | 11:49:48.192 P | | | 11:49:48.192 | | 11:49:48.192 | 25 | | 2:37.705 P | 25.608 | 36.586 | 1:35.511 | 216.4 | 12:04:14.014 |
| 2 | | 2:33.134 | 58.956 | 49.639 | 44.539 | 133.3 | 11:52:21.326 | 26 | | 1:53.906 | 42.594 | 36.396 | 34.916 | 215.5 | 12:06:07.920 |
| 3 | | 1:47.209 | 28.785 | 38.999 | 39.425 | 216.0 | 11:54:08.535 | 27 | | 4:35.206 | 25.111 | 36.136 | 33.959 | 216.0 | 12:07:43.126 |
| 4 | | 1:43.280 | 26.868 | 39.762 | 36.650 | 214.7 | 11:55:51.815 | 28 | | 1:47.467 | 25.105 | 38.771 | 43.591 | 186.8 | 12:09:30.593 |
| 5 | | 1:44.715 | 28.078 | 38.255 | 38.382 | 214.2 | 11:57:36.530 | 29 | | 1:38.192 | 26.572 | 36.147 | 35.473 | 215.5 | 12:11:08.785 |
| 6 | | 1:41.004 | 26.257 | 38.528 | 36.219 | 216.4 | 11:59:17.534 | 30 | | 1:34.956 | 25.148 | 36.004 | 33.804 | 216.4 | 12:12:43.741 |
| 7 | | 1:41.368 | 25.966 | 38.280 | 37.122 | 215.1 | 12:00:58.902 | 31 | | | 25.536 | 47.432 | | 80.1 | |
| 8 | | 1:39.829 | 26.590 | 37.385 | 35.854 | 215.5 | 12:02:38.731 | | | | | | | | |
| 9 | | 1:39.225 | 25.912 | 37.539 | 35.774 | 216.8 | 12:04:17.956 | | | | | | | | |
| 10 | | 1:39.998 | 26.143 | 38.020 | 35.835 | 207.2 | 12:05:57.954 | | | | | | | | |
| 11 | | 1:37.405 | 25.496 | 36.740 | 35.169 | 216.0 | 12:07:35.359 | | | | | | | | |
| 12 | | 2:36.003 P | 26.649 | 37.235 | 1:32.119 | 216.0 | 12:10:11.362 | | | | | | | | |
| 13 | | 2:43.009 P | 42.614 | 39.625 | 1:20.770 | 215.5 | 12:12:54.371 | | | | | | | | |
| 14 | | | 43.497 | 1:13.897 | | 79.5 | | | | | | | | | |



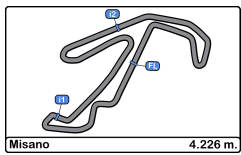


Misano
International GT Open
Free Practice - 1
Lap Analysis



| 54 | | | | | | | 55 | | | | | | | | | | | |
|---------------|---|---------------------|----------------------|----------|----------|--------|------------------|-----|---|---------------------|--------------|----------|---------------|--------|--------------|--|----------|--|
| Dexter Müller | | | Mercedes AMG GT3 EVO | | | | Laurent De Meeus | | | Ferrari 296 GT3 EVO | | | | | | | | |
| PROAM | | | Yannick Mettler | | | | CBRX by SPS | | | PROAM | | | Vincent Abril | | | | AF Corse | |
| Lap | D | Time | Sector 1 | Sector 2 | Sector 3 | T. Spd | Elapsed | Lap | D | Time | Sector 1 | Sector 2 | Sector 3 | T. Spd | Elapsed | | | |
| 1 | | 11:18:41.660 | 11:17:11.817 | 46.228 | 43.615 | 174.4 | 11:18:41.660 | 1 | | 11:21:02.929 P | 11:18:29.729 | 42.982 | 1:50.218 | 212.1 | 11:21:02.929 | | | |
| 2 | | 1:54.056 | 30.301 | 42.342 | 41.413 | 213.4 | 11:20:35.716 | 2 | | 2:09.514 | 45.579 | 40.261 | 43.674 | 213.8 | 11:23:12.443 | | | |
| 3 | | 2:15.970 P | 29.856 | 41.061 | 1:05.053 | 213.8 | 11:22:51.686 | 3 | | 1:46.245 | 28.314 | 39.951 | 37.980 | 214.7 | 11:24:58.688 | | | |
| 4 | | 3:11.136 P | 1:40.709 | 40.550 | 49.877 | 214.2 | 11:26:02.822 | 4 | | 1:45.304 | 28.179 | 39.268 | 37.857 | 214.7 | 11:26:43.992 | | | |
| 5 | | 3:11.024 P | 1:41.520 | 40.112 | 49.392 | 213.4 | 11:29:13.846 | 5 | | 1:45.402 | 27.923 | 39.612 | 37.867 | 215.1 | 11:28:29.394 | | | |
| 6 | | 3:05.922 P | 1:37.800 | 38.398 | 49.724 | 216.0 | 11:32:19.768 | 6 | | 1:51.482 | 29.697 | 40.634 | 41.151 | 214.2 | 11:30:20.876 | | | |
| 7 | | 2:00.689 | 45.767 | 38.589 | 36.333 | 216.0 | 11:34:20.457 | 7 | | 2:23.265 P | 27.663 | 39.359 | 1:16.243 | 214.2 | 11:32:44.141 | | | |
| 8 | | 1:39.359 | 26.777 | 37.334 | 35.248 | 216.8 | 11:35:59.816 | 8 | | 3:20.939 | 2:07.257 | 37.984 | 35.698 | 216.4 | 11:36:05.080 | | | |
| 9 | | 1:38.320 | 26.002 | 37.082 | 35.236 | 216.4 | 11:37:38.136 | 9 | | 1:36.889 | 25.576 | 36.444 | 34.869 | 217.3 | 11:37:41.969 | | | |
| 10 | | 1:38.509 | 25.890 | 37.006 | 35.613 | 217.7 | 11:39:16.645 | 10 | | 1:37.048 | 25.392 | 36.667 | 34.989 | 215.5 | 11:39:19.017 | | | |
| 11 | | 1:38.380 | 25.926 | 37.556 | 34.898 | 217.3 | 11:40:55.025 | 11 | | 1:38.804 | 25.361 | 36.518 | 36.925 | 217.3 | 11:40:57.821 | | | |
| 12 | | 1:37.229 | 25.715 | 36.573 | 34.941 | 217.7 | 11:42:32.254 | 12 | | 1:35.449 | 25.097 | 36.231 | 34.121 | 217.7 | 11:42:33.270 | | | |
| 13 | | 1:36.457 | 25.706 | 36.483 | 34.268 | 217.7 | 11:44:08.711 | 13 | | 1:39.188 | 25.108 | 36.333 | 37.747 | 218.1 | 11:44:12.458 | | | |
| 14 | | 1:38.277 | 25.619 | 37.497 | 35.161 | 216.0 | 11:45:46.988 | 14 | | 1:38.236 | 25.153 | 36.002 | 37.081 | 218.6 | 11:45:50.694 | | | |
| 15 | | 5:36.744 | 4:21.644 | 38.134 | 36.966 | 215.1 | 11:51:23.732 | 15 | | 1:38.987 | 24.797 | 35.975 | 38.215 | 218.1 | 11:47:29.681 | | | |
| 16 | | 1:38.468 | 26.377 | 36.560 | 35.531 | 217.3 | 11:53:02.200 | 16 | | 1:34.407 | 24.816 | 35.919 | 33.672 | 218.1 | 11:49:04.088 | | | |
| 17 | | 1:37.711 | 25.969 | 36.603 | 35.139 | 216.4 | 11:54:39.911 | 17 | | 4:50.338 P | 25.564 | 36.428 | 3:48.346 | 216.8 | 11:53:54.426 | | | |
| 18 | | 1:37.197 | 25.773 | 36.548 | 34.876 | 216.4 | 11:56:17.108 | 18 | | 2:01.786 | 44.882 | 39.639 | 37.265 | 201.4 | 11:55:56.212 | | | |
| 19 | | 1:37.340 | 25.605 | 36.534 | 35.201 | 216.4 | 11:57:54.448 | 19 | | 1:41.768 | 26.674 | 37.112 | 37.982 | 216.0 | 11:57:37.980 | | | |
| 20 | | 1:37.865 | 25.638 | 36.631 | 35.596 | 216.4 | 11:59:32.313 | 20 | | 1:48.585 | 26.338 | 37.550 | 44.697 | 216.0 | 11:59:26.565 | | | |
| 21 | | 1:37.090 | 25.656 | 36.307 | 35.127 | 216.0 | 12:01:09.403 | 21 | | 1:38.709 | 26.129 | 37.009 | 35.571 | 216.0 | 12:01:05.274 | | | |
| 22 | | 1:36.604 | 25.517 | 36.337 | 34.750 | 216.0 | 12:02:46.007 | 22 | | 1:37.773 | 26.069 | 36.757 | 34.947 | 216.0 | 12:02:43.047 | | | |
| 23 | | 1:36.338 | 25.602 | 36.205 | 34.531 | 216.4 | 12:04:22.345 | 23 | | 1:37.860 | 25.684 | 36.695 | 35.481 | 216.4 | 12:04:20.907 | | | |
| 24 | | 1:37.747 | 25.607 | 36.572 | 35.568 | 218.1 | 12:06:00.092 | 24 | | 3:05.223 P | 26.039 | 36.834 | 2:02.350 | 216.4 | 12:07:26.130 | | | |
| 25 | | 1:46.747 P | 25.479 | 36.418 | 44.850 | 217.3 | 12:07:46.839 | 25 | | 1:59.176 | 44.476 | 38.781 | 35.919 | 212.1 | 12:09:25.306 | | | |
| 26 | | 2:48.587 | 1:36.740 | 37.084 | 34.763 | 217.3 | 12:10:35.426 | 26 | | 1:34.598 | 24.923 | 35.893 | 33.782 | 216.4 | 12:10:59.904 | | | |
| 27 | | 1:36.353 | 25.474 | 36.278 | 34.601 | 216.8 | 12:12:11.779 | 27 | | 1:35.511 | 25.899 | 36.047 | 33.565 | 217.3 | 12:12:35.415 | | | |
| 28 | | 1:52.246 P | 25.545 | 36.198 | 50.503 | 217.3 | 12:14:04.025 | 28 | | | 24.848 | 45.095 | | 80.4 | | | | |





Misano
International GT Open
Free Practice - 1
Lap Analysis



63

Leonardo Moncini

Lamborghini Huracan Evo 2

71

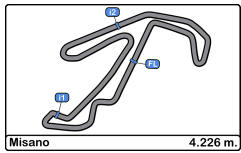
Christian Mansell

Mercedes AMG GT3 EVO

PRO Rodrigo Testa Scuderia Villorba Corse PRO Maximilian Götz Team Motopark

| Lap | D | Time | Sector 1 | Sector 2 | Sector 3 | T. Spd | Elapsed | Lap | D | Time | Sector 1 | Sector 2 | Sector 3 | T. Spd | Elapsed |
|-----|---|--------------|--------------|----------|----------|--------|--------------|-----|---|---------------------|--------------|----------|----------|--------|--------------|
| 1 | | 11:18:20.877 | 11:16:54.084 | 43.660 | 43.133 | 209.3 | 11:18:20.877 | 1 | | 11:19:55.014 P | 11:17:24.907 | 41.367 | 1:48.740 | 210.9 | 11:19:55.014 |
| 2 | | 1:54.955 | 31.389 | 42.142 | 41.424 | 211.3 | 11:20:15.832 | 2 | | 2:03.137 | 43.462 | 40.346 | 39.329 | 211.3 | 11:21:58.151 |
| 3 | | 2:00.640 | 34.974 | 44.957 | 40.709 | 212.5 | 11:22:16.472 | 3 | | 1:48.779 | 28.731 | 40.390 | 39.658 | 212.1 | 11:23:46.930 |
| 4 | | 1:51.618 | 29.906 | 40.954 | 40.758 | 214.2 | 11:24:08.090 | 4 | | 1:46.935 | 28.396 | 39.815 | 38.724 | 212.1 | 11:25:33.865 |
| 5 | | 1:50.372 | 29.854 | 40.669 | 39.849 | 214.2 | 11:25:58.462 | 5 | | 1:45.681 | 27.911 | 39.684 | 38.086 | 212.1 | 11:27:19.546 |
| 6 | | 3:48.237 P | 30.094 | 41.441 | 2:36.702 | 214.2 | 11:29:46.699 | 6 | | 1:45.631 | 28.079 | 39.568 | 37.984 | 212.5 | 11:29:05.177 |
| 7 | | 2:02.814 | 43.805 | 40.039 | 38.970 | 212.1 | 11:31:49.513 | 7 | | 2:54.679 P | 28.046 | 39.718 | 1:46.915 | 213.4 | 11:31:59.856 |
| 8 | | 1:47.721 | 28.251 | 39.909 | 39.561 | 212.1 | 11:33:37.234 | 8 | | 3:06.830 P | 43.087 | 39.034 | 1:44.709 | 213.8 | 11:35:06.686 |
| 9 | | 1:45.913 | 28.682 | 39.235 | 37.996 | 215.5 | 11:35:23.147 | 9 | | 5:11.615 P | 42.407 | 38.386 | 3:50.822 | 213.8 | 11:40:18.301 |
| 10 | | 1:44.480 | 28.127 | 39.091 | 37.262 | 215.5 | 11:37:07.627 | 10 | | 1:55.917 | 43.048 | 37.365 | 35.504 | 216.0 | 11:42:14.218 |
| 11 | | 4:44.422 P | 28.374 | 40.014 | 3:36.034 | 213.4 | 11:41:52.049 | 11 | | 1:37.935 | 25.705 | 37.043 | 35.187 | 216.4 | 11:43:52.153 |
| 12 | | 2:04.829 | 46.757 | 40.194 | 37.878 | 215.5 | 11:43:56.878 | 12 | | 1:35.899 | 25.199 | 36.184 | 34.516 | 217.3 | 11:45:28.052 |
| 13 | | 1:38.864 | 26.457 | 37.240 | 35.167 | 216.4 | 11:45:35.742 | 13 | | 1:35.363 | 24.984 | 36.161 | 34.218 | 217.3 | 11:47:03.415 |
| 14 | | 1:38.626 | 26.976 | 36.849 | 34.801 | 216.8 | 11:47:14.368 | 14 | | 4:45.856 P | 25.372 | 36.268 | 3:44.216 | 217.3 | 11:51:49.271 |
| 15 | | 1:41.865 | 26.319 | 37.177 | 38.369 | 217.3 | 11:48:56.233 | 15 | | 1:54.763 | 42.523 | 37.184 | 35.056 | 216.4 | 11:53:44.034 |
| 16 | | 1:36.787 | 25.679 | 36.475 | 34.633 | 217.3 | 11:50:33.020 | 16 | | 1:37.768 | 25.539 | 36.831 | 35.398 | 217.7 | 11:55:21.802 |
| 17 | | 1:36.297 | 25.593 | 36.308 | 34.396 | 217.7 | 11:52:09.317 | 17 | | 1:35.579 | 25.136 | 36.334 | 34.109 | 217.7 | 11:56:57.381 |
| 18 | | 1:36.635 | 25.748 | 36.412 | 34.475 | 218.1 | 11:53:45.952 | 18 | | 1:35.654 | 24.887 | 36.569 | 34.198 | 218.6 | 11:58:33.035 |
| 19 | | 2:45.987 P | 26.161 | 37.326 | 1:42.500 | 216.4 | 11:56:31.939 | 19 | | 1:35.225 | 25.118 | 36.104 | 34.003 | 217.7 | 12:00:08.260 |
| 20 | | 1:53.307 | 42.090 | 36.586 | 34.631 | 214.2 | 11:58:25.246 | 20 | | 1:34.578 | 24.754 | 35.876 | 33.948 | 218.1 | 12:01:42.838 |
| 21 | | 1:36.041 | 25.613 | 36.229 | 34.199 | 219.0 | 12:00:01.287 | 21 | | 1:36.439 | 26.489 | 35.950 | 34.000 | 218.1 | 12:03:19.277 |
| 22 | | 1:36.254 | 25.184 | 36.108 | 34.962 | 219.0 | 12:01:37.541 | 22 | | 1:41.291 | 28.333 | 36.357 | 36.601 | 216.4 | 12:05:00.568 |
| 23 | | 1:40.915 | 26.724 | 36.254 | 37.937 | 219.0 | 12:03:18.456 | 23 | | 1:34.809 | 25.042 | 35.874 | 33.893 | 218.6 | 12:06:35.377 |
| 24 | | 1:35.226 | 25.103 | 36.056 | 34.067 | 218.6 | 12:04:53.682 | 24 | | 1:35.763 | 24.763 | 35.839 | 35.161 | 218.1 | 12:08:11.140 |
| 25 | | 1:36.738 | 25.882 | 36.600 | 34.256 | 219.5 | 12:06:30.420 | 25 | | 2:45.490 P | 25.700 | 36.189 | 1:43.601 | 217.3 | 12:10:56.630 |
| 26 | | 1:34.517 | 24.927 | 35.769 | 33.821 | 219.5 | 12:08:04.937 | 26 | | 1:52.036 | 41.693 | 36.326 | 34.017 | 217.7 | 12:12:48.666 |
| 27 | | 1:34.561 | 24.984 | 35.722 | 33.855 | 219.0 | 12:09:39.498 | 27 | | | 25.128 | 53.208 | | | 79.5 |
| 28 | | | 26.162 | 36.344 | | 219.0 | | | | | | | | | |





Misano
International GT Open
Free Practice - 1
Lap Analysis



75 Filip Salaquarda Audi R8 LMS GT3 Evo II **79** Seweryn Mazur Lamborghini Huracan Evo 2

| PROAM | | | | | | | Team ISR | | | | | | | AM | | | | | | | | | |
|-------|---|--------------|--------------|----------|----------|--------|--------------|--------------|----|--------------|----------|----------|----------|--------------|--------------|--------------|--------------|------|----------|----------|----------|--------------|---------|
| Lap | D | Time | Sector 1 | Sector 2 | Sector 3 | T. Spd | Elapsed | Lap | D | Time | Sector 1 | Sector 2 | Sector 3 | T. Spd | Elapsed | Lap | D | Time | Sector 1 | Sector 2 | Sector 3 | T. Spd | Elapsed |
| 1 | | 11:17:54.207 | 11:16:30.784 | 41.387 | 42.036 | 211.3 | 11:17:54.207 | 1 | | 11:18:48.327 | P | | | 11:18:48.327 | | | | | | | | 11:18:48.327 | |
| 2 | | 1:50.425 | 29.586 | 40.880 | 39.959 | 213.0 | 11:19:44.632 | 2 | | 2:38.638 | 48.143 | 45.805 | 1:04.690 | 154.2 | 11:21:26.965 | | | | | | | 11:21:26.965 | |
| 3 | | 1:49.249 | 29.465 | 40.308 | 39.476 | 215.1 | 11:21:33.881 | 3 | | 2:41.719 | P | 31.220 | 41.277 | 1:29.222 | 216.0 | 11:24:08.684 | | | | | | 11:24:08.684 | |
| 4 | | 1:48.290 | 28.995 | 40.292 | 39.003 | 214.2 | 11:23:22.171 | 4 | | 2:04.221 | 44.372 | 40.459 | 39.390 | 214.2 | 11:26:12.905 | | | | | | | 11:26:12.905 | |
| 5 | | 1:48.816 | 28.777 | 40.042 | 39.997 | 213.8 | 11:25:10.987 | 5 | | 1:47.686 | 28.997 | 39.990 | 38.699 | 214.7 | 11:28:00.591 | | | | | | | 11:28:00.591 | |
| 6 | | 2:03.529 | P | 30.402 | 40.274 | 52.853 | 215.1 | 11:27:14.516 | 6 | | 1:46.487 | 28.197 | 39.626 | 38.664 | 213.4 | 11:29:47.078 | | | | | | 11:29:47.078 | |
| 7 | | 3:26.037 | 2:08.158 | 39.451 | 38.428 | 215.1 | 11:30:40.553 | 7 | | 12:13.156 | P | 29.635 | 43.022 | 11:00.499 | 215.1 | 11:42:00.234 | | | | | | 11:42:00.234 | |
| 8 | | 1:44.086 | 26.840 | 39.598 | 37.648 | 216.0 | 11:32:24.639 | 8 | | 2:00.611 | 44.182 | 39.064 | 37.365 | 216.4 | 11:44:00.845 | | | | | | | 11:44:00.845 | |
| 9 | | 1:41.401 | 27.292 | 37.806 | 36.303 | 216.8 | 11:34:06.040 | 9 | | 1:41.779 | 28.419 | 37.826 | 35.534 | 216.4 | 11:45:42.624 | | | | | | | 11:45:42.624 | |
| 10 | | 1:39.185 | 26.101 | 37.383 | 35.701 | 216.8 | 11:35:45.225 | 10 | | 1:38.613 | 26.116 | 37.119 | 35.378 | 218.6 | 11:47:21.237 | | | | | | | 11:47:21.237 | |
| 11 | | 1:40.268 | 26.129 | 37.572 | 36.567 | 217.7 | 11:37:25.493 | 11 | | 1:37.699 | 25.713 | 36.631 | 35.355 | 219.0 | 11:48:58.936 | | | | | | | 11:48:58.936 | |
| 12 | | 1:38.005 | 25.725 | 36.978 | 35.302 | 218.6 | 11:39:03.498 | 12 | | 1:37.104 | 25.451 | 36.509 | 35.144 | 219.0 | 11:50:36.040 | | | | | | | 11:50:36.040 | |
| 13 | | 1:38.039 | 25.961 | 36.971 | 35.107 | 219.5 | 11:40:41.537 | 13 | | 1:36.769 | 25.549 | 36.254 | 34.966 | 219.5 | 11:52:12.809 | | | | | | | 11:52:12.809 | |
| 14 | | 1:52.284 | P | 26.033 | 36.948 | 49.303 | 218.1 | 11:42:33.821 | 14 | | 7:14.451 | P | 25.650 | 36.579 | 6:12.222 | 219.9 | 11:59:27.260 | | | | | 11:59:27.260 | |
| 15 | | 3:21.200 | 2:05.264 | 38.768 | 37.168 | 212.5 | 11:45:55.021 | 15 | | 1:56.539 | 44.174 | 37.016 | 35.349 | 216.8 | 12:01:23.799 | | | | | | | 12:01:23.799 | |
| 16 | | 1:42.741 | 27.740 | 38.632 | 36.369 | 216.8 | 11:47:37.762 | 16 | | 1:36.297 | 25.392 | 36.322 | 34.583 | 219.5 | 12:03:00.096 | | | | | | | 12:03:00.096 | |
| 17 | | 1:40.162 | 27.693 | 36.734 | 35.735 | 216.4 | 11:49:17.924 | 17 | | 1:35.765 | 25.257 | 36.096 | 34.412 | 219.9 | 12:04:35.861 | | | | | | | 12:04:35.861 | |
| 18 | | 1:38.403 | 26.423 | 36.862 | 35.118 | 216.0 | 11:50:56.327 | 18 | | 1:41.184 | 30.069 | 37.018 | 34.097 | 219.0 | 12:06:17.045 | | | | | | | 12:06:17.045 | |
| 19 | | 1:38.071 | 26.355 | 36.547 | 35.169 | 217.7 | 11:52:34.398 | 19 | | 1:35.891 | 25.319 | 36.116 | 34.456 | 219.9 | 12:07:52.936 | | | | | | | 12:07:52.936 | |
| 20 | | 1:37.321 | 25.829 | 36.597 | 34.895 | 216.8 | 11:54:11.719 | 20 | | 1:39.885 | 25.286 | 36.408 | 38.191 | 220.8 | 12:09:32.821 | | | | | | | 12:09:32.821 | |
| 21 | | 1:36.789 | 25.583 | 36.408 | 34.798 | 217.3 | 11:55:48.508 | 21 | | 1:36.759 | 25.328 | 36.770 | 34.661 | 209.7 | 12:11:09.580 | | | | | | | 12:11:09.580 | |
| 22 | | 1:38.487 | 26.374 | 37.179 | 34.934 | 217.7 | 11:57:26.995 | 22 | | 1:36.017 | 25.227 | 36.287 | 34.503 | 219.5 | 12:12:45.597 | | | | | | | 12:12:45.597 | |
| 23 | | 1:37.213 | 26.022 | 36.503 | 34.688 | 217.7 | 11:59:04.208 | 23 | | | 25.267 | 48.397 | | 80.5 | | | | | | | | | |

81 Norikazu Shibata Ferrari 296 GT3

PROAM Charles Fagg AF Corse

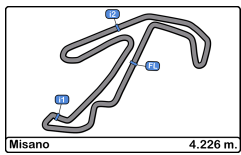
| Lap | D | Time | Sector 1 | Sector 2 | Sector 3 | T. Spd | Elapsed | |
|-----|---|--------------|--------------|----------|----------|----------|--------------|--------------|
| 1 | | 11:18:58.205 | 11:17:34.462 | 42.640 | 41.103 | 209.3 | 11:18:58.205 | |
| 2 | | 1:48.456 | 29.210 | 40.144 | 39.102 | 212.1 | 11:20:46.661 | |
| 3 | | 1:47.101 | 28.618 | 39.757 | 38.726 | 211.7 | 11:22:33.762 | |
| 4 | | 1:47.294 | 28.892 | 39.702 | 38.700 | 212.1 | 11:24:21.056 | |
| 5 | | 5:53.713 | P | 28.893 | 41.668 | 4:43.152 | 211.7 | 11:30:14.769 |
| 6 | | 2:19.134 | 47.908 | 45.782 | 45.444 | 208.4 | 11:32:33.903 | |
| 7 | | 1:58.805 | 31.254 | 43.705 | 43.846 | 211.3 | 11:34:32.708 | |
| 8 | | 1:50.858 | 29.361 | 40.116 | 41.381 | 210.9 | 11:36:23.566 | |
| 9 | | 1:55.324 | 30.112 | 43.534 | 41.678 | 211.3 | 11:38:18.890 | |
| 10 | | 1:52.182 | 30.226 | 40.628 | 41.328 | 211.7 | 11:40:11.072 | |
| 11 | | 1:53.731 | 29.505 | 42.759 | 41.467 | 210.5 | 11:42:04.803 | |
| 12 | | 1:54.954 | 30.564 | 41.543 | 42.847 | 184.3 | 11:43:59.757 | |
| 13 | | 1:53.970 | 31.619 | 40.837 | 41.514 | 208.4 | 11:45:53.727 | |
| 14 | | 5:31.588 | P | 31.445 | 40.478 | 4:19.665 | 211.3 | 11:51:25.315 |
| 15 | | 2:07.133 | 46.053 | 40.894 | 40.186 | 213.0 | 11:53:32.448 | |
| 16 | | 1:40.310 | 28.491 | 41.613 | 39.206 | 213.0 | 11:55:21.758 | |
| 17 | | 1:44.957 | 27.845 | 38.660 | 38.452 | 213.8 | 11:57:06.715 | |
| 18 | | 1:44.521 | 27.822 | 38.623 | 38.076 | 213.0 | 11:58:51.236 | |
| 19 | | 1:47.718 | 29.062 | 38.986 | 39.670 | 213.4 | 12:00:38.954 | |
| 20 | | 1:47.300 | 29.628 | 39.724 | 37.948 | 213.0 | 12:02:26.254 | |
| 21 | | 3:23.523 | P | 28.684 | 39.926 | 2:14.913 | 208.4 | 12:05:49.777 |
| 22 | | 1:55.630 | 42.696 | 37.318 | 35.616 | 214.2 | 12:07:45.407 | |
| 23 | | 1:36.964 | 25.646 | 36.657 | 34.661 | 215.1 | 12:09:22.371 | |
| 24 | | 1:49.960 | 36.501 | 36.452 | 37.007 | 214.7 | 12:11:12.331 | |
| 25 | | 1:35.324 | 25.412 | 35.943 | 33.969 | 215.1 | 12:12:47.655 | |
| 26 | | | 24.976 | 48.974 | | 80.1 | | |

77 Alfredo Hernández Mercedes AMG GT3 EVO

AM Grupo Prom Racing Team

| Lap | D | Time | Sector 1 | Sector 2 | Sector 3 | T. Spd | Elapsed | |
|-----|---|--------------|--------------|----------|----------|----------|--------------|--------------|
| 1 | | 12:09:36.634 | 12:08:07.417 | 44.551 | 44.666 | 199.2 | 12:09:36.634 | |
| 2 | | 1:47.196 | 28.567 | 40.099 | 38.530 | 211.7 | 12:11:23.830 | |
| 3 | | 1:44.310 | 28.101 | 38.484 | 37.725 | 213.4 | 12:13:08.140 | |
| 4 | | 3:04.947 | P | 28.860 | 1:13.258 | 1:22.829 | 78.5 | 12:16:13.087 |
| 5 | | | | | | | | |
| 6 | | | | | | | | |
| 7 | | | | | | | | |
| 8 | | | | | | | | |
| 9 | | | | | | | | |
| 10 | | | | | | | | |
| 11 | | | | | | | | |
| 12 | | | | | | | | |
| 13 | | | | | | | | |
| 14 | | | | | | | | |
| 15 | | | | | | | | |
| 16 | | | | | | | | |
| 17 | | | | | | | | |
| 18 | | | | | | | | |
| 19 | | | | | | | | |
| 20 | | | | | | | | |
| 21 | | | | | | | | |
| 22 | | | | | | | | |
| 23 | | | | | | | | |
| 24 | | | | | | | | |
| 25 | | | | | | | | |
| 26 | | | | | | | | |





Misano
International GT Open
Free Practice - 1
Lap Analysis



88

Darren Kell

McLaren 720 Evo GT3

707

Al Faisal Al Zubair

Ferrari 296 GT3 EVO

PROAM

James Kell

Track Focused

PRO

David Fumanelli

Al Manar by Dragon Racing

| Lap | D | Time | Sector 1 | Sector 2 | Sector 3 | T. Spd | Elapsed | Lap | D | Time | Sector 1 | Sector 2 | Sector 3 | T. Spd | Elapsed |
|-----|---|--------------|----------------|----------|----------|--------|--------------|-----|---|--------------|--------------|----------|----------|--------|--------------|
| 1 | | 11:25:08.121 | P 11:23:22.972 | 45.936 | 59.213 | 201.1 | 11:25:08.121 | 1 | | 11:17:13.504 | 11:15:51.124 | 42.074 | 40.306 | 210.1 | 11:17:13.504 |
| 2 | | 2:47.209 | 1:16.622 | 44.273 | 46.314 | 205.7 | 11:27:55.330 | 2 | | 1:48.798 | 29.520 | 40.223 | 39.055 | 213.0 | 11:19:02.302 |
| 3 | | 1:57.609 | 31.643 | 43.785 | 42.181 | 213.0 | 11:29:52.939 | 3 | | 1:47.617 | 28.983 | 39.878 | 38.756 | 213.4 | 11:20:49.919 |
| 4 | | 1:51.785 | 29.941 | 41.206 | 40.638 | 211.3 | 11:31:44.724 | 4 | | 1:47.200 | 28.894 | 39.803 | 38.503 | 213.4 | 11:22:37.119 |
| 5 | | 1:54.741 | 29.461 | 41.598 | 43.682 | 213.8 | 11:33:39.465 | 5 | | 1:46.810 | 28.572 | 39.814 | 38.424 | 213.8 | 11:24:23.929 |
| 6 | | 1:58.256 | 32.297 | 41.408 | 44.551 | 215.1 | 11:35:37.721 | 6 | | 3:50.201 | P 28.695 | 40.590 | 2:40.916 | 213.8 | 11:28:14.130 |
| 7 | | 1:49.403 | 29.534 | 39.927 | 39.942 | 212.1 | 11:37:27.124 | 7 | | 2:09.846 | 46.228 | 42.063 | 41.555 | 192.8 | 11:30:23.976 |
| 8 | | 1:52.214 | 29.147 | 40.955 | 42.112 | 214.7 | 11:39:19.338 | 8 | | 1:48.071 | 29.111 | 39.602 | 39.358 | 215.1 | 11:32:12.047 |
| 9 | | 1:51.273 | 29.189 | 39.369 | 42.715 | 212.5 | 11:41:10.611 | 9 | | 1:46.041 | 28.518 | 39.321 | 38.202 | 214.7 | 11:33:58.088 |
| 10 | | 1:46.845 | 28.612 | 39.214 | 39.019 | 214.7 | 11:42:57.456 | 10 | | 1:44.751 | 27.855 | 38.894 | 38.002 | 214.7 | 11:35:42.839 |
| 11 | | 1:47.957 | 27.940 | 39.309 | 40.708 | 213.8 | 11:44:45.413 | 11 | | 4:05.207 | P 28.214 | 39.825 | 2:57.168 | 214.7 | 11:39:48.046 |
| 12 | | 1:46.580 | 28.676 | 39.384 | 38.520 | 212.1 | 11:46:31.993 | 12 | | 2:04.882 | 44.448 | 39.325 | 41.109 | 159.7 | 11:41:52.928 |
| 13 | | 2:03.462 | P 30.875 | 39.487 | 53.100 | 212.5 | 11:48:35.455 | 13 | | 1:41.063 | 27.036 | 37.804 | 36.223 | 215.1 | 11:43:33.991 |
| 14 | | 18:58.485 | 17:37.175 | 41.873 | 39.437 | 210.5 | 12:07:33.940 | 14 | | 1:38.965 | 26.197 | 37.406 | 35.362 | 215.1 | 11:45:12.956 |
| 15 | | 1:44.781 | 28.563 | 38.283 | 37.935 | 216.0 | 12:09:18.721 | 15 | | 1:40.054 | 25.732 | 37.229 | 37.093 | 213.4 | 11:46:53.010 |
| 16 | | 1:40.473 | 26.924 | 37.580 | 35.969 | 217.7 | 12:10:59.194 | 16 | | 1:38.834 | 26.661 | 36.727 | 35.446 | 215.5 | 11:48:31.844 |
| 17 | | 1:42.247 | 27.203 | 37.360 | 37.684 | 219.0 | 12:12:41.441 | 17 | | 1:36.530 | 25.620 | 36.239 | 34.671 | 217.3 | 11:50:08.374 |
| 18 | | 2:37.412 | P 27.544 | 49.181 | 1:20.687 | 80.7 | 12:15:18.853 | 18 | | 1:35.711 | 25.206 | 36.012 | 34.493 | 218.1 | 11:51:44.085 |

96

Yaroslav Veselaho

Ferrari 296 GT3 EVO

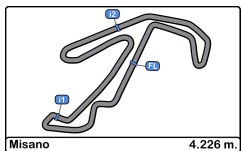
PRO

Lorenzo Ferrari

AF Corse

| Lap | D | Time | Sector 1 | Sector 2 | Sector 3 | T. Spd | Elapsed | Lap | D | Time | Sector 1 | Sector 2 | Sector 3 | T. Spd | Elapsed |
|-----|---|--------------|----------------|----------|-----------|--------|--------------|-----|---|----------|----------|----------|----------|--------|--------------|
| 1 | | 11:40:44.264 | P 11:15:53.507 | 41.565 | 24:09.192 | 212.5 | 11:40:44.264 | 19 | | 3:13.950 | P 25.389 | 36.904 | 2:11.657 | 217.7 | 11:54:58.035 |
| 2 | | 1:58.192 | 44.073 | 38.124 | 35.995 | 210.5 | 11:42:42.456 | 20 | | 1:54.650 | 43.460 | 36.776 | 34.414 | 216.4 | 11:56:52.685 |
| 3 | | 1:36.682 | 25.594 | 36.536 | 34.552 | 216.4 | 11:44:19.138 | 21 | | 1:35.162 | 25.082 | 36.122 | 33.958 | 216.4 | 11:58:27.847 |
| 4 | | 1:35.992 | 25.173 | 36.139 | 34.680 | 217.3 | 11:45:55.130 | 22 | | 1:34.898 | 24.947 | 35.969 | 33.982 | 216.8 | 12:00:02.745 |
| 5 | | 1:35.704 | 25.286 | 35.924 | 34.494 | 217.3 | 11:47:30.834 | 23 | | 1:35.858 | 24.867 | 35.714 | 35.277 | 218.1 | 12:01:38.603 |
| 6 | | 3:06.598 | P 24.887 | 35.816 | 2:05.895 | 218.6 | 11:50:37.432 | 24 | | 4:38.644 | 25.052 | 36.688 | 36.904 | 216.4 | 12:03:17.247 |
| 7 | | 2:01.598 | 46.280 | 38.590 | 36.728 | 216.0 | 11:52:39.030 | 25 | | 1:34.478 | 24.849 | 35.697 | 33.932 | 217.3 | 12:04:51.725 |
| 8 | | 1:37.267 | 25.782 | 36.516 | 34.969 | 216.8 | 11:54:16.297 | 26 | | 2:37.462 | P 26.948 | 36.378 | 1:34.136 | 217.3 | 12:07:29.187 |
| 9 | | 1:36.954 | 25.444 | 36.479 | 35.031 | 215.1 | 11:55:53.251 | 27 | | 1:57.891 | 43.291 | 37.682 | 36.918 | 215.5 | 12:09:27.078 |
| 10 | | 1:40.992 | 25.746 | 36.403 | 38.843 | 217.7 | 11:57:34.243 | 28 | | 1:38.065 | 26.506 | 37.014 | 34.545 | 217.3 | 12:11:05.143 |
| 11 | | 1:38.766 | 26.703 | 37.017 | 35.046 | 217.7 | 11:59:13.009 | 29 | | 1:36.428 | 25.457 | 36.253 | 34.718 | 215.5 | 12:12:41.571 |
| 12 | | 1:38.431 | 25.513 | 36.649 | 36.269 | 217.3 | 12:00:51.440 | 30 | | 26.777 | 46.963 | | | 80.1 | |
| 13 | | 1:40.963 | 25.421 | 36.211 | 39.331 | 218.1 | 12:02:32.403 | | | | | | | | |
| 14 | | 4:36.287 | 25.350 | 36.285 | 34.652 | 217.3 | 12:04:08.690 | | | | | | | | |
| 15 | | 1:35.672 | 25.175 | 35.949 | 34.548 | 217.7 | 12:05:44.362 | | | | | | | | |
| 16 | | 1:43.956 | 26.979 | 38.606 | 38.371 | 213.8 | 12:07:28.318 | | | | | | | | |
| 17 | | 4:35.964 | 25.314 | 36.504 | 34.143 | 217.7 | 12:09:04.279 | | | | | | | | |
| 18 | | 1:35.341 | 25.184 | 35.943 | 34.214 | 217.7 | 12:10:39.620 | | | | | | | | |
| 19 | | 2:36.411 | P 25.820 | 35.949 | 1:34.642 | 218.1 | 12:13:16.031 | | | | | | | | |
| 20 | | | 50.838 | 1:12.300 | | 80.2 | | | | | | | | | |





Misano
International GT Open
Free Practice - 1
Lap Analysis



777

Marcin Jedliński

Ferrari 296 GT3 EVO

PROAM

Karol Basz

Olimp Racing

| Lap | D | Time | Sector 1 | Sector 2 | Sector 3 | T. Spd | Elapsed |
|-----|---|---------------------|---------------|---------------|---------------|--------|--------------|
| 1 | | 11:17:43.315 | 11:16:23.081 | 40.949 | 39.285 | 211.3 | 11:17:43.315 |
| 2 | | 1:48.313 | 29.008 | 40.452 | 38.853 | 213.0 | 11:19:31.628 |
| 3 | | 1:50.195 | 30.376 | 39.929 | 39.890 | 213.4 | 11:21:21.823 |
| 4 | | 1:57.997 P | 28.750 | 40.398 | 48.849 | 213.8 | 11:23:19.820 |
| 5 | | 3:40.856 | 2:15.797 | 39.670 | 45.389 | 213.0 | 11:27:00.676 |
| 6 | | 1:44.785 | 27.621 | 39.507 | 37.657 | 214.2 | 11:28:45.461 |
| 7 | | 1:57.435 P | 28.906 | 39.864 | 48.665 | 214.2 | 11:30:42.896 |
| 8 | | 4:53.343 P | 3:28.147 | 38.345 | 46.851 | 215.1 | 11:35:36.239 |
| 9 | | 2:55.535 | 1:40.475 | 39.286 | 35.774 | 214.2 | 11:38:31.774 |
| 10 | | 1:38.434 | 25.792 | 36.903 | 35.739 | 217.3 | 11:40:10.208 |
| 11 | | 1:36.967 | 25.450 | 36.887 | 34.630 | 218.6 | 11:41:47.175 |
| 12 | | 1:36.549 | 25.154 | 36.205 | 35.190 | 218.1 | 11:43:23.724 |
| 13 | | 1:36.931 | 25.977 | 36.462 | 34.492 | 216.8 | 11:45:00.655 |
| 14 | | 1:35.403 | 25.221 | 36.048 | 34.134 | 217.7 | 11:46:36.058 |
| 15 | | 1:47.515 P | 25.732 | 36.716 | 45.067 | 216.0 | 11:48:23.573 |
| 16 | | 12:14.521 P | 10:54.220 | 36.320 | 43.981 | 217.3 | 12:00:38.094 |
| 17 | | 2:48.180 | 1:36.911 | 37.226 | 34.043 | 216.8 | 12:03:26.274 |
| 18 | | 1:44.526 | 25.433 | 36.225 | 42.868 | 218.1 | 12:05:10.800 |
| 19 | | 1:34.299 | 24.963 | 35.728 | 33.608 | 218.1 | 12:06:45.099 |
| 20 | | 1:33.659 | 24.570 | 35.640 | 33.449 | 218.6 | 12:08:18.758 |
| 21 | | 1:34.248 | 24.664 | 35.945 | 33.639 | 217.7 | 12:09:53.006 |
| 22 | | 1:36.877 | 25.401 | 36.328 | 35.148 | 216.8 | 12:11:29.883 |
| 23 | | 1:34.072 | 24.616 | 35.771 | 33.685 | 217.7 | 12:13:03.955 |
| 24 | | 2:41.005 P | 26.563 | 57.813 | 1:16.629 | 80.2 | 12:15:44.960 |

911

Pietro Armani

Porsche 911 GT3 R EVO (992)

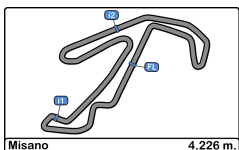
PRO

Alex Fontana

ZRS Motorsport

| Lap | D | Time | Sector 1 | Sector 2 | Sector 3 | T. Spd | Elapsed |
|-----|---|-----------------|---------------|---------------|---------------|--------|--------------|
| 1 | | 11:20:22.751 | 11:18:58.962 | 41.684 | 42.105 | 210.5 | 11:20:22.751 |
| 2 | | 1:51.405 | 30.468 | 40.543 | 40.394 | 213.8 | 11:22:14.156 |
| 3 | | 5:56.565 P | 29.479 | 41.030 | 4:46.056 | 212.5 | 11:28:10.721 |
| 4 | | 2:10.921 | 51.469 | 39.922 | 39.530 | 214.2 | 11:30:21.642 |
| 5 | | 1:44.228 | 27.592 | 39.018 | 37.618 | 214.7 | 11:32:05.870 |
| 6 | | 1:43.462 | 27.390 | 38.814 | 37.258 | 216.8 | 11:33:49.332 |
| 7 | | 10:29.657 P | 27.410 | 37.980 | 9:24.267 | 216.0 | 11:44:18.989 |
| 8 | | 2:04.121 | 45.368 | 39.876 | 38.877 | 212.5 | 11:46:23.110 |
| 9 | | 1:40.491 | 26.775 | 37.381 | 36.335 | 216.4 | 11:48:03.601 |
| 10 | | 1:37.839 | 25.690 | 36.820 | 35.329 | 216.4 | 11:49:41.440 |
| 11 | | 1:37.686 | 26.220 | 36.712 | 34.754 | 217.3 | 11:51:19.126 |
| 12 | | 1:35.425 | 25.118 | 36.051 | 34.256 | 217.3 | 11:52:54.551 |
| 13 | | 1:34.865 | 24.941 | 35.859 | 34.065 | 217.7 | 11:54:29.416 |
| 14 | | 1:34.946 | 24.982 | 35.891 | 34.073 | 217.7 | 11:56:04.362 |
| 15 | | 1:36.911 | 25.068 | 35.855 | 35.988 | 217.3 | 11:57:41.273 |
| 16 | | 5:47.386 P | 25.295 | 36.092 | 4:45.999 | 217.7 | 12:03:28.659 |
| 17 | | 1:53.429 | 42.361 | 36.846 | 34.222 | 216.0 | 12:05:22.088 |
| 18 | | 1:35.019 | 24.923 | 35.934 | 34.162 | 216.4 | 12:06:57.107 |
| 19 | | 3:06.471 P | 25.062 | 35.828 | 2:05.581 | 216.0 | 12:10:03.578 |
| 20 | | 1:59.562 | 44.126 | 38.972 | 36.464 | 216.8 | 12:12:03.140 |





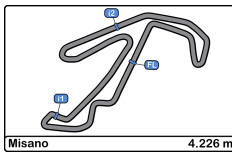
Misano
International GT Open
Free Practice - 1
Best Sectors Results



Misano 4.226 m.

| Sector - 1 | | | Sector - 2 | | | Sector - 3 | | | Ideal Lap vs Best Lap | | |
|------------|-----------------------------|--------|-----------------------------|--------|-----------------------------|------------|------|-----------------------------|-----------------------|----------|------|
| Clas | Nº Driver | Time | Nº Driver | Time | Nº Driver | Time | Clas | Nº Driver | Ideal Lap | Best Lap | Clas |
| 1 | 777 Jedliński - Basz | 24.570 | 777 Jedliński - Basz | 35.640 | 777 Jedliński - Basz | 33.449 | 1 | 777 Jedliński - Basz | 1:33.659 | 1:33.659 | 1 |
| 2 | 9 Bartone - Schiller | 24.605 | 9 Bartone - Schiller | 35.675 | 55 De Meeus - Abril | 33.565 | 2 | 9 Bartone - Schiller | 1:34.019 | 1:34.428 | 4 |
| 3 | 71 Mansell - Götz | 24.754 | 707 Al Zubair - Fumanelli | 35.697 | 17 Emson - Lebbon | 33.592 | 3 | 17 Emson - Lebbon | 1:34.166 | 1:34.417 | 3 |
| 4 | 17 Emson - Lebbon | 24.758 | 63 Moncini - Testa | 35.722 | 24 Borodin - Webb | 33.724 | 4 | 55 De Meeus - Abril | 1:34.255 | 1:34.407 | 2 |
| 5 | 55 De Meeus - Abril | 24.797 | 28 Ramírez - Baumann | 35.809 | 9 Bartone - Schiller | 33.739 | 5 | 63 Moncini - Testa | 1:34.470 | 1:34.517 | 6 |
| 6 | 24 Borodin - Webb | 24.829 | 17 Emson - Lebbon | 35.816 | 28 Ramírez - Baumann | 33.765 | 6 | 707 Al Zubair - Fumanelli | 1:34.478 | 1:34.478 | 5 |
| 7 | 707 Al Zubair - Fumanelli | 24.849 | 96 Veselaho - Ferrari | 35.816 | 51 Durán - Mosca | 33.804 | 7 | 71 Mansell - Götz | 1:34.486 | 1:34.578 | 7 |
| 8 | 96 Veselaho - Ferrari | 24.887 | 911 Armanni - Fontana | 35.828 | 63 Moncini - Testa | 33.821 | 8 | 24 Borodin - Webb | 1:34.563 | 1:34.704 | 9 |
| 9 | 911 Armanni - Fontana | 24.923 | 71 Mansell - Götz | 35.839 | 33 Meakin - Macdonald | 33.829 | 9 | 28 Ramírez - Baumann | 1:34.595 | 1:34.642 | 8 |
| 10 | 63 Moncini - Testa | 24.927 | 75 Salaquarda - Milota | 35.855 | 75 Salaquarda - Milota | 33.874 | 10 | 75 Salaquarda - Milota | 1:34.678 | 1:34.871 | 11 |
| 11 | 75 Salaquarda - Milota | 24.949 | 55 De Meeus - Abril | 35.893 | 71 Mansell - Götz | 33.893 | 11 | 33 Meakin - Macdonald | 1:34.714 | 1:35.015 | 13 |
| 12 | 33 Meakin - Macdonald | 24.969 | 26 Blanchemain - Pla | 35.910 | 11 Wolf - Fach | 33.900 | 12 | 911 Armanni - Fontana | 1:34.816 | 1:34.865 | 10 |
| 13 | 81 Shibata - Fagg | 24.976 | 33 Meakin - Macdonald | 35.916 | 707 Al Zubair - Fumanelli | 33.932 | 13 | 96 Veselaho - Ferrari | 1:34.846 | 1:35.341 | 18 |
| 14 | 11 Wolf - Fach | 24.986 | 81 Shibata - Fagg | 35.943 | 81 Shibata - Fagg | 33.969 | 14 | 81 Shibata - Fagg | 1:34.888 | 1:35.324 | 17 |
| 15 | 28 Ramírez - Baumann | 25.021 | 51 Durán - Mosca | 36.004 | 25 Letlaka - Jefferies | 33.996 | 15 | 51 Durán - Mosca | 1:34.913 | 1:34.956 | 12 |
| 16 | 25 Letlaka - Jefferies | 25.045 | 24 Borodin - Webb | 36.010 | 911 Armanni - Fontana | 34.065 | 16 | 11 Wolf - Fach | 1:34.993 | 1:35.061 | 14 |
| 17 | 51 Durán - Mosca | 25.105 | 25 Letlaka - Jefferies | 36.088 | 79 Seweryn Mazur | 34.097 | 17 | 25 Letlaka - Jefferies | 1:35.129 | 1:35.136 | 15 |
| 18 | 79 Seweryn Mazur | 25.227 | 79 Seweryn Mazur | 36.096 | 26 Blanchemain - Pla | 34.105 | 18 | 26 Blanchemain - Pla | 1:35.254 | 1:35.282 | 16 |
| 19 | 26 Blanchemain - Pla | 25.239 | 11 Wolf - Fach | 36.107 | 96 Veselaho - Ferrari | 34.143 | 19 | 79 Seweryn Mazur | 1:35.420 | 1:35.765 | 20 |
| 20 | 7 Darmetko - Dybionka | 25.314 | 5 Jedliński - Korzeniowski | 36.112 | 7 Darmetko - Dybionka | 34.151 | 20 | 7 Darmetko - Dybionka | 1:35.658 | 1:35.658 | 19 |
| 21 | 16 Hahn - Osman | 25.402 | 7 Darmetko - Dybionka | 36.193 | 54 Müller - Mettler | 34.268 | 21 | 54 Müller - Mettler | 1:35.940 | 1:36.338 | 21 |
| 22 | 5 Jedliński - Korzeniowski | 25.412 | 54 Müller - Mettler | 36.198 | 12 Joel Monegro Reyes | 34.430 | 22 | 5 Jedliński - Korzeniowski | 1:36.066 | 1:36.670 | 23 |
| 23 | 54 Müller - Mettler | 25.474 | 12 Joel Monegro Reyes | 36.360 | 5 Jedliński - Korzeniowski | 34.542 | 23 | 12 Joel Monegro Reyes | 1:36.466 | 1:36.626 | 22 |
| 24 | 39 Huilin Han | 25.496 | 14 Wira - Magdziarz | 36.599 | 16 Hahn - Osman | 34.555 | 24 | 16 Hahn - Osman | 1:36.669 | 1:36.721 | 24 |
| 25 | 14 Wira - Magdziarz | 25.593 | 16 Hahn - Osman | 36.712 | 6 Lewandowski - Lewandowski | 34.849 | 25 | 6 Lewandowski - Lewandowski | 1:37.329 | 1:37.729 | 27 |
| 26 | 6 Lewandowski - Lewandowski | 25.595 | 39 Huilin Han | 36.740 | 39 Huilin Han | 35.169 | 26 | 39 Huilin Han | 1:37.405 | 1:37.405 | 25 |
| 27 | 12 Joel Monegro Reyes | 25.676 | 6 Lewandowski - Lewandowski | 36.885 | 14 Wira - Magdziarz | 35.456 | 27 | 14 Wira - Magdziarz | 1:37.648 | 1:37.702 | 26 |
| 28 | 88 Kell - Kell | 26.924 | 88 Kell - Kell | 37.360 | 88 Kell - Kell | 35.969 | 28 | 88 Kell - Kell | 1:40.253 | 1:40.473 | 28 |
| 29 | 77 Alfredo Hernández | 28.101 | 77 Alfredo Hernández | 38.484 | 77 Alfredo Hernández | 37.725 | 29 | 77 Alfredo Hernández | 1:44.310 | 1:44.310 | 29 |



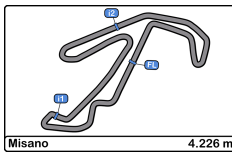


Misano
International GT Open
Free Practice - 1
Best 5 Lap Times



| Cl | N° Entrant/Team | Nat | Driver 1 | Nat | Driver 2 | Nat | Vehicle | Cat | Cl | Best 1 | | Best 2 | | Best 3 | | Best 4 | | Best 5 | |
|----|--|-----|---------------------|-----|-----------------------|-----|------------------------------|--------|----|----------|-----|----------|-----|----------|-----|----------|-----|----------|-----|
| | | | | | | | | | | Time | Lap | Time | Lap | Time | Lap | Time | Lap | Time | Lap |
| 1 | 777 Olimp Racing | POL | Marcin Jedliński | POL | Karol Basz | POL | Ferrari 296 GT3 EVO | PROAM | 1 | 1:33.659 | 20 | 1:34.072 | 23 | 1:34.299 | 19 | 1:35.403 | 14 | 1:36.549 | 12 |
| 2 | 55 AF Corse | ITA | Laurent De Meeus | BEL | Vincent Abril | FRA | Ferrari 296 GT3 EVO | PROAM | 2 | 1:34.407 | 16 | 1:34.598 | 26 | 1:35.449 | 12 | 1:35.511 | 27 | 1:36.889 | 9 |
| 3 | 17 Elite Motorsport with Entire Race Engineering | GBR | Tom Emson | GBR | Tom Lebbon | GBR | Ferrari 296 GT3 EVO | PRO | 1 | 1:34.417 | 25 | 1:34.760 | 26 | 1:34.827 | 24 | 1:34.855 | 17 | 1:35.515 | 23 |
| 4 | 9 GetSpeed | DEU | Anthony Bartone | USA | Fabian Schiller | DEU | Mercedes AMG GT3 EVO | PRO | 2 | 1:34.428 | 9 | 1:35.551 | 8 | 1:35.755 | 16 | 1:36.350 | 15 | 1:37.237 | 13 |
| 5 | 707 Al Manar by Dragon Racing | OMN | Al Faisal Al Zubair | OMN | David Fumanelli | ITA | Ferrari 296 GT3 EVO | PRO | 3 | 1:34.478 | 25 | 1:34.898 | 22 | 1:35.162 | 21 | 1:35.711 | 18 | 1:35.858 | 23 |
| 6 | 63 Scuderia Villorba Corse | ITA | Leonardo Mancini | ITA | Rodrigo Testa | PRT | Lamborghini Huracan Evo 2 | PRO | 4 | 1:34.517 | 26 | 1:34.561 | 27 | 1:35.226 | 24 | 1:36.041 | 21 | 1:36.254 | 22 |
| 7 | 71 Team Motopark | DEU | Christian Mansell | AUS | Maximilian Götz | DEU | Mercedes AMG GT3 EVO | PRO | 5 | 1:34.578 | 20 | 1:34.809 | 23 | 1:35.225 | 19 | 1:35.363 | 13 | 1:35.579 | 17 |
| 8 | 28 Team Motopark | DEU | Marcelo Ramírez | MEX | Dominik Baumann | AUT | Mercedes AMG GT3 EVO | PRO | 6 | 1:34.642 | 19 | 1:34.799 | 18 | 1:35.513 | 17 | 1:35.793 | 15 | 1:36.414 | 28 |
| 9 | 24 Greystone GT | GBR | Andrey Borodin | IND | Oliver Webb | GBR | McLaren 720s GT3 Evo | PROAM | 3 | 1:34.704 | 16 | 1:35.429 | 11 | 1:35.903 | 12 | 1:36.350 | 9 | 1:36.498 | 17 |
| 10 | 911 ZRS Motorsport | ITA | Pietro Armani | ITA | Alex Fontana | CHE | Porsche 911 GT3 R EVO (992) | PRO | 7 | 1:34.865 | 13 | 1:34.946 | 14 | 1:35.019 | 18 | 1:35.425 | 12 | 1:36.911 | 15 |
| 11 | 75 Team ISR | CZE | Filip Salaquarda | CZE | Libor Milota | CZE | Audi R8 LMS GT3 Evo II | PROAM | 4 | 1:34.871 | 31 | 1:35.508 | 30 | 1:35.806 | 29 | 1:36.258 | 24 | 1:36.665 | 26 |
| 12 | 51 AF Corse | ITA | Rafael Durán | ESP | Tommaso Mosca | ITA | Ferrari 296 GT3 EVO | PRO | 8 | 1:34.956 | 30 | 1:35.788 | 22 | 1:36.247 | 21 | 1:36.457 | 23 | 1:37.479 | 20 |
| 13 | 33 Greystone GT | GBR | Zac Meakin | GBR | Dean Macdonald | GBR | McLaren 720s GT3 Evo | PRO | 9 | 1:35.015 | 23 | 1:35.312 | 15 | 1:35.428 | 17 | 1:35.635 | 14 | 1:35.731 | 22 |
| 14 | 11 Fach Auto Tech | CHE | Lucas Wolf | DEU | Alexander Fach | CHE | Porsche 911 GT3 R EVO (992) | PROAM | 5 | 1:35.061 | 19 | 1:35.275 | 18 | 1:35.822 | 28 | 1:35.834 | 17 | 1:36.187 | 27 |
| 15 | 25 Into Africa Racing by Dragon Racing Intl. | ARE | Xolile Letlaka | ZAF | Axcil Jefferies | ZAF | Ferrari 296 GT3 | PROAM | 6 | 1:35.136 | 17 | 1:35.819 | 15 | 1:36.922 | 14 | 1:38.129 | 16 | 1:38.383 | 22 |
| 16 | 26 Saintéloc Racing | FRA | Michaël Blanchemain | FRA | Jim Pla | FRA | Audi R8 LMS GT3 Evo II | PROAM | 7 | 1:35.282 | 11 | 1:35.517 | 10 | 1:35.690 | 9 | 1:37.380 | 8 | 1:37.744 | 20 |
| 17 | 81 AF Corse | ITA | Norikazu Shibata | JPN | Charles Fagg | GBR | Ferrari 296 GT3 | PROAM | 8 | 1:35.324 | 25 | 1:36.964 | 23 | 1:44.521 | 18 | 1:44.957 | 17 | 1:47.101 | 3 |
| 18 | 96 AF Corse | ITA | Yaroslav Veselaho | CZE | Lorenzo Ferrari | ITA | Ferrari 296 GT3 EVO | PRO | 10 | 1:35.341 | 18 | 1:35.672 | 15 | 1:35.704 | 5 | 1:35.992 | 4 | 1:36.682 | 3 |
| 19 | 7 PTT Racing | POL | Hubert Darmetko | POL | Fabian Dybionka | POL | BMW M4 GT3 EVO | PROAM* | 9 | 1:35.658 | 25 | 1:37.059 | 20 | 1:37.218 | 19 | 1:37.956 | 17 | 1:39.002 | 11 |
| 20 | 79 Sendom Racing Team | POL | Seweryn Mazur | POL | | POL | Lamborghini Huracan Evo 2 | AM | 1 | 1:35.765 | 17 | 1:35.891 | 19 | 1:36.017 | 22 | 1:36.297 | 16 | 1:36.759 | 21 |
| 21 | 54 CBRX by SPS | DEU | Dexter Müller | CHE | Yannick Mettler | CHE | Mercedes AMG GT3 EVO | PROAM | 10 | 1:36.338 | 23 | 1:36.353 | 27 | 1:36.457 | 13 | 1:36.604 | 22 | 1:37.090 | 21 |
| 22 | 12 Fach Auto Tech | CHE | Joel Monegro Reyes | DOM | | DOM | Porsche 911 GT3 R EVO (992) | AM | 2 | 1:36.626 | 29 | 1:37.271 | 28 | 1:37.435 | 27 | 1:37.594 | 23 | 1:38.016 | 22 |
| 23 | 5 Olimp Racing | POL | Stanislaw Jedliński | POL | Krystian Korzeniowski | POL | Ferrari 296 GT3 EVO | AM | 3 | 1:36.670 | 24 | 1:37.330 | 25 | 1:38.144 | 23 | 1:46.898 | 8 | 1:49.850 | 4 |
| 24 | 16 AF Corse | ITA | Marcelo Hahn | BRA | Galid Osman | BRA | Ferrari 296 GT3 | AM | 4 | 1:36.721 | 22 | 1:36.875 | 19 | 1:38.381 | 25 | 1:38.637 | 14 | 1:39.196 | 20 |
| 25 | 39 Target Racing | ITA | Huilin Han | CAN | | CAN | Ferrari 296 GT3 | AM | 5 | 1:37.405 | 11 | 1:39.225 | 9 | 1:39.829 | 8 | 1:39.998 | 10 | 1:41.004 | 6 |
| 26 | 14 Good Speed Racing Team | POL | Piotr Wira | POL | Tomasz Magdziarz | POL | Aston Martin AMR Vantage GT3 | AM | 6 | 1:37.702 | 24 | 1:38.308 | 23 | 1:38.470 | 20 | 1:38.833 | 22 | 1:39.203 | 21 |
| 27 | 6 Baron Motorsport Team | AUT | Andrzej Lewandowski | POL | Adrian Lewandowski | POL | Ferrari 296 GT3 | AM | 7 | 1:37.729 | 29 | 1:37.902 | 26 | 1:39.054 | 28 | 1:39.257 | 23 | 1:39.294 | 24 |
| 28 | 88 Track Focused | GBR | Darren Kell | GBR | James Kell | GBR | McLaren 720 Evo GT3 | PROAM | 11 | 1:40.473 | 16 | 1:42.247 | 17 | 1:44.781 | 15 | 1:46.580 | 12 | 1:46.845 | 10 |
| 29 | 77 Grupo Prom Racing Team | DEU | Alfredo Hernández | MEX | | MEX | Mercedes AMG GT3 EVO | AM | 8 | 1:44.310 | 3 | 1:47.196 | 2 | | | | | | |



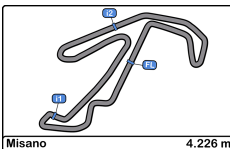


Misano
International GT Open
Free Practice - 1
Best 5 Top Speeds



| Cl | N° Entrant/Team | Nat | Driver 1 | Nat | Driver 2 | Nat | Vehicle | Cat | Cl | Top 1 | | Top 2 | | Top 3 | | Top 4 | | Top 5 | | Avg |
|----|--|-----|---------------------|-----|-----------------------|-----|------------------------------|--------|----|-------|-----|-------|-----|-------|-----|-------|-----|-------|-----|-------|
| | | | | | | | | | | Km/h | Lap | Km/h | Lap | Km/h | Lap | Km/h | Lap | Km/h | Lap | |
| 1 | 7 PTT Racing | POL | Hubert Darmetko | POL | Fabian Dybionka | POL | BMW M4 GT3 EVO | PROAM* | 1 | 221.3 | 19 | 221.3 | 24 | 220.8 | 9 | 220.8 | 10 | 220.8 | 12 | 221.0 |
| 2 | 79 Sendom Racing Team | POL | Seweryn Mazur | POL | | POL | Lamborghini Huracan Evo 2 | AM | 1 | 220.8 | 20 | 219.9 | 14 | 219.9 | 17 | 219.9 | 19 | 219.5 | 13 | 220.0 |
| 3 | 26 Saintéloc Racing | FRA | Michaël Blanchemain | FRA | Jim Pla | FRA | Audi R8 LMS GT3 Evo II | PROAM | 2 | 219.9 | 11 | 218.1 | 8 | 218.1 | 10 | 217.7 | 9 | 217.3 | 12 | 218.2 |
| 4 | 63 Scuderia Villorba Corse | ITA | Leonardo Mancini | ITA | Rodrigo Testa | ITA | Lamborghini Huracan Evo 2 | PRO | 1 | 219.5 | 25 | 219.5 | 26 | 219.0 | 21 | 219.0 | 22 | 219.0 | 23 | 219.2 |
| 5 | 75 Team ISR | CZE | Filip Salaquarda | CZE | Libor Milota | CZE | Audi R8 LMS GT3 Evo II | PROAM | 3 | 219.5 | 13 | 218.6 | 12 | 218.1 | 14 | 218.1 | 30 | 218.1 | 31 | 218.5 |
| 6 | 17 Elite Motorsport with Entire Race Engineering | GBR | Tom Emson | GBR | Tom Lebbon | GBR | Ferrari 296 GT3 EVO | PRO | 2 | 219.0 | 19 | 218.6 | 13 | 218.6 | 14 | 218.6 | 29 | 218.1 | 15 | 218.6 |
| 7 | 28 Team Motopark | DEU | Marcelo Ramírez | MEX | Dominik Baumann | AUT | Mercedes AMG GT3 EVO | PRO | 3 | 219.0 | 20 | 218.6 | 17 | 218.6 | 25 | 218.6 | 27 | 218.1 | 16 | 218.6 |
| 8 | 33 Greystone GT | GBR | Zac Meakin | GBR | Dean Macdonald | GBR | McLaren 720s GT3 Evo | PRO | 4 | 219.0 | 15 | 218.6 | 16 | 218.6 | 17 | 218.1 | 14 | 218.1 | 18 | 218.5 |
| 9 | 88 Track Focused | GBR | Darren Kell | GBR | James Kell | GBR | McLaren 720 Evo GT3 | PROAM | 4 | 219.0 | 17 | 217.7 | 16 | 216.0 | 15 | 215.1 | 6 | 214.7 | 8 | 216.5 |
| 10 | 55 AF Corse | ITA | Laurent De Meeus | BEL | Vincent Abril | FRA | Ferrari 296 GT3 EVO | PROAM | 5 | 218.6 | 14 | 218.1 | 13 | 218.1 | 15 | 218.1 | 16 | 217.7 | 12 | 218.1 |
| 11 | 71 Team Motopark | DEU | Christian Mansell | AUS | Maximilian Götz | DEU | Mercedes AMG GT3 EVO | PRO | 5 | 218.6 | 18 | 218.6 | 23 | 218.1 | 20 | 218.1 | 21 | 218.1 | 24 | 218.3 |
| 12 | 96 AF Corse | ITA | Yaroslav Veselaho | UR | Lorenzo Ferrari | ITA | Ferrari 296 GT3 EVO | PRO | 6 | 218.6 | 6 | 218.1 | 13 | 218.1 | 19 | 217.7 | 10 | 217.7 | 11 | 218.0 |
| 13 | 777 Olimp Racing | POL | Marcin Jedliński | POL | Karol Basz | POL | Ferrari 296 GT3 EVO | PROAM | 6 | 218.6 | 11 | 218.6 | 20 | 218.1 | 12 | 218.1 | 18 | 218.1 | 19 | 218.3 |
| 14 | 54 CBRX by SPS | DEU | Dexter Müller | CHE | Yannick Mettler | CHE | Mercedes AMG GT3 EVO | PROAM | 7 | 218.1 | 24 | 217.7 | 10 | 217.7 | 12 | 217.7 | 13 | 217.3 | 11 | 217.7 |
| 15 | 707 Al Manar by Dragon Racing | ITA | Al Faisal Al Zubair | ITA | David Fumanelli | ITA | Ferrari 296 GT3 EVO | PRO | 7 | 218.1 | 18 | 218.1 | 23 | 217.7 | 19 | 217.3 | 17 | 217.3 | 25 | 217.7 |
| 16 | 5 Olimp Racing | POL | Stanislaw Jedliński | POL | Krystian Korzeniewski | POL | Ferrari 296 GT3 EVO | AM | 2 | 217.7 | 23 | 216.8 | 22 | 216.8 | 25 | 216.8 | 26 | 216.4 | 24 | 216.9 |
| 17 | 911 ZRS Motorsport | ITA | Pietro Armanni | ITA | Alex Fontana | CHE | Porsche 911 GT3 R EVO (992) | PRO | 8 | 217.7 | 13 | 217.7 | 14 | 217.7 | 16 | 217.3 | 11 | 217.3 | 12 | 217.5 |
| 18 | 9 GetSpeed | DEU | Anthony Bartone | USA | Fabian Schiller | DEU | Mercedes AMG GT3 EVO | PRO | 9 | 217.3 | 11 | 217.3 | 17 | 216.8 | 18 | 216.8 | 19 | 216.4 | 9 | 216.9 |
| 19 | 14 Good Speed Racing Team | POL | Piotr Wira | POL | Tomasz Magdziarz | POL | Aston Martin AMR Vantage GT3 | AM | 3 | 216.8 | 21 | 216.4 | 17 | 216.4 | 19 | 216.4 | 24 | 216.0 | 18 | 216.4 |
| 20 | 39 Target Racing | ITA | Huilin Han | CHN | | CHN | Ferrari 296 GT3 | AM | 4 | 216.8 | 9 | 216.4 | 6 | 216.0 | 3 | 216.0 | 11 | 216.0 | 12 | 216.2 |
| 21 | 51 AF Corse | ITA | Rafael Durán | ESP | Tommaso Mosca | ITA | Ferrari 296 GT3 EVO | PRO | 10 | 216.8 | 16 | 216.4 | 25 | 216.4 | 30 | 216.0 | 24 | 216.0 | 27 | 216.3 |
| 22 | 6 Baron Motorsport Team | AUT | Andrzej Lewandowski | POL | Adrian Lewandowski | POL | Ferrari 296 GT3 | AM | 5 | 216.4 | 25 | 215.5 | 27 | 214.7 | 13 | 214.2 | 14 | 214.2 | 23 | 215.0 |
| 23 | 24 Greystone GT | GBR | Andrey Borodin | IND | Oliver Webb | GBR | McLaren 720s GT3 Evo | PROAM | 8 | 216.4 | 12 | 216.4 | 14 | 216.0 | 16 | 216.0 | 17 | 215.5 | 8 | 216.0 |
| 24 | 12 Fach Auto Tech | CHE | Joel Monegro Reyes | DOM | | CHE | Porsche 911 GT3 R EVO (992) | AM | 6 | 216.0 | 29 | 215.5 | 18 | 215.5 | 28 | 215.1 | 14 | 215.1 | 17 | 215.4 |
| 25 | 11 Fach Auto Tech | CHE | Lucas Wolf | DEU | Alexander Fach | CHE | Porsche 911 GT3 R EVO (992) | PROAM | 9 | 215.5 | 10 | 215.5 | 13 | 215.5 | 16 | 215.5 | 21 | 215.5 | 22 | 215.5 |
| 26 | 16 AF Corse | ITA | Marcelo Hahn | BRA | Galid Osman | BRA | Ferrari 296 GT3 | AM | 7 | 215.5 | 22 | 214.7 | 15 | 214.7 | 17 | 214.7 | 19 | 214.7 | 20 | 214.8 |
| 27 | 25 Into Africa Racing by Dragon Racing Intl. | ARE | Xolile Letlaka | ZAF | Axcil Jefferies | ZAF | Ferrari 296 GT3 | PROAM | 10 | 215.5 | 15 | 215.1 | 22 | 214.7 | 14 | 214.7 | 16 | 214.7 | 19 | 214.9 |
| 28 | 81 AF Corse | ITA | Norikazu Shibata | JPN | Charles Fagg | GBR | Ferrari 296 GT3 | PROAM | 11 | 215.1 | 23 | 215.1 | 25 | 214.7 | 24 | 214.2 | 22 | 213.8 | 17 | 214.6 |
| 29 | 77 Grupo Prom Racing Team | DEU | Alfredo Hernández | MEX | | MEX | Mercedes AMG GT3 EVO | AM | 8 | 213.4 | 3 | 211.7 | 2 | 199.2 | 1 | 78.5 | 4 | | | 175.7 |



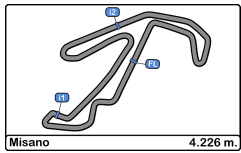


Misano
International GT Open
Free Practice - 1
Fastest Laps Sequence



| Lap | Time of Day | Session Time | N° Entrant/Team | Nat | Driver 1 | Nat | Driver 2 | Nat | Vehicle | Cat | Time | Km/h |
|-----|--------------|--------------|--|-----|---------------------|-----|-----------------|-----|-----------------------------|-------|----------|-------|
| 2 | 11:18:54.098 | 3:54.098 | 11 Fach Auto Tech | CH | Lucas Wolf | DE | Alexander Fach | CH | Porsche 911 GT3 R EVO (992) | PROAM | 1:52.040 | 135.7 |
| 2 | 11:18:54.528 | 3:54.528 | 51 AF Corse | IT | Rafael Durán | ES | Tommaso Mosca | IT | Ferrari 296 GT3 EVO | PRO | 1:48.875 | 139.7 |
| 2 | 11:19:02.302 | 4:02.302 | 707 Al Manar by Dragon Racing | QA | Al Faisal Al Zubair | PL | David Fumanelli | IT | Ferrari 296 GT3 EVO | PRO | 1:48.798 | 139.8 |
| 2 | 11:19:31.628 | 4:31.628 | 777 Olimp Racing | PL | Marcin Jedliński | PL | Karol Basz | PL | Ferrari 296 GT3 EVO | PROAM | 1:48.313 | 140.4 |
| 3 | 11:20:49.919 | 5:49.919 | 707 Al Manar by Dragon Racing | QA | Al Faisal Al Zubair | QA | David Fumanelli | IT | Ferrari 296 GT3 EVO | PRO | 1:47.617 | 141.3 |
| 3 | 11:22:33.762 | 7:33.762 | 81 AF Corse | IT | Norikazu Shibata | JP | Charles Fagg | GB | Ferrari 296 GT3 | PROAM | 1:47.101 | 142.0 |
| 5 | 11:24:23.929 | 9:23.929 | 707 Al Manar by Dragon Racing | QA | Al Faisal Al Zubair | QA | David Fumanelli | IT | Ferrari 296 GT3 EVO | PRO | 1:46.810 | 142.4 |
| 4 | 11:26:39.460 | 11:39.460 | 17 Elite Motorsport with Entire Race Engineering | GB | Tom Emson | GB | Tom Lebbon | GB | Ferrari 296 GT3 EVO | PRO | 1:46.190 | 143.2 |
| 4 | 11:26:43.992 | 11:43.992 | 55 AF Corse | IT | Laurent De Meeus | BE | Vincent Abril | FR | Ferrari 296 GT3 EVO | PROAM | 1:45.304 | 144.4 |
| 6 | 11:28:45.461 | 13:45.461 | 777 Olimp Racing | PL | Marcin Jedliński | PL | Karol Basz | PL | Ferrari 296 GT3 EVO | PROAM | 1:44.785 | 145.1 |
| 5 | 11:32:05.870 | 17:05.870 | 911 ZRS Motorsport | IT | Pietro Armani | IT | Alex Fontana | CH | Porsche 911 GT3 R EVO (992) | PRO | 1:44.228 | 145.9 |
| 8 | 11:32:24.639 | 17:24.639 | 75 Team ISR | CZ | Filip Salaquarda | CZ | Libor Milota | CZ | Audi R8 LMS GT3 Evo II | PROAM | 1:44.086 | 146.1 |
| 2 | 11:32:56.234 | 17:56.234 | 9 GetSpeed | DE | Anthony Bartone | US | Fabian Schiller | DE | Mercedes AMG GT3 EVO | PRO | 1:44.030 | 146.2 |
| 8 | 11:33:13.625 | 18:13.625 | 51 AF Corse | IT | Rafael Durán | ES | Tommaso Mosca | IT | Ferrari 296 GT3 EVO | PRO | 1:40.270 | 151.7 |
| 9 | 11:34:52.622 | 19:52.622 | 51 AF Corse | IT | Rafael Durán | ES | Tommaso Mosca | IT | Ferrari 296 GT3 EVO | PRO | 1:38.997 | 153.6 |
| 9 | 11:37:38.136 | 22:38.136 | 54 CBRX by SPS | DE | Dexter Müller | CH | Yannick Mettler | CH | Mercedes AMG GT3 EVO | PROAM | 1:38.320 | 154.7 |
| 9 | 11:37:41.969 | 22:41.969 | 55 AF Corse | IT | Laurent De Meeus | BE | Vincent Abril | FR | Ferrari 296 GT3 EVO | PROAM | 1:36.889 | 157.0 |
| 12 | 11:42:26.008 | 27:26.008 | 11 Fach Auto Tech | CH | Lucas Wolf | DE | Alexander Fach | CH | Porsche 911 GT3 R EVO (992) | PROAM | 1:36.655 | 157.4 |
| 12 | 11:42:33.270 | 27:33.270 | 55 AF Corse | IT | Laurent De Meeus | BE | Vincent Abril | FR | Ferrari 296 GT3 EVO | PROAM | 1:35.449 | 159.3 |
| 14 | 11:46:36.058 | 31:36.058 | 777 Olimp Racing | PL | Marcin Jedliński | PL | Karol Basz | PL | Ferrari 296 GT3 EVO | PROAM | 1:35.403 | 159.4 |
| 13 | 11:47:03.415 | 32:03.415 | 71 Team Motopark | DE | Christian Mansell | AU | Maximilian Götz | DE | Mercedes AMG GT3 EVO | PRO | 1:35.363 | 159.5 |
| 16 | 11:49:04.088 | 34:04.088 | 55 AF Corse | IT | Laurent De Meeus | BE | Vincent Abril | FR | Ferrari 296 GT3 EVO | PROAM | 1:34.407 | 161.1 |
| 19 | 12:06:45.099 | 51:45.099 | 777 Olimp Racing | PL | Marcin Jedliński | PL | Karol Basz | PL | Ferrari 296 GT3 EVO | PROAM | 1:34.299 | 161.3 |
| 20 | 12:08:18.758 | 53:18.758 | 777 Olimp Racing | PL | Marcin Jedliński | PL | Karol Basz | PL | Ferrari 296 GT3 EVO | PROAM | 1:33.659 | 162.4 |





Misano
International GT Open
Free Practice - 1
Pit Stop Analysis



6 Andrzej Lewandowski Ferrari 296 GT3
 AM Adrian Lewandowski Baron Motorsport Team

| N° | In Day Time | In Time | Out Time | Pit Time | T. Pit Time | Handicap | Diff. |
|----|--------------|--------------|--------------|----------|-------------|----------|-------|
| 1 | 11:35:29.663 | 11:35:29.663 | 11:38:09.075 | 2:39.412 | 2:39.412 | | |
| 2 | 11:48:36.274 | 11:48:36.274 | 11:51:15.265 | 2:38.991 | 5:18.403 | | |

7 Hubert Darmetko BMW M4 GT3 EVO
 PROAM* Fabian Dybionka PTT Racing

| N° | In Day Time | In Time | Out Time | Pit Time | T. Pit Time | Handicap | Diff. |
|----|--------------|--------------|--------------|----------|-------------|----------|-------|
| 1 | 11:17:16.392 | 11:17:16.392 | 11:19:22.189 | 2:05.797 | 2:05.797 | | |
| 2 | 11:21:19.795 | 11:21:19.795 | 11:22:43.277 | 1:23.482 | 3:29.279 | | |
| 3 | 11:33:40.720 | 11:33:40.720 | 11:34:38.228 | 57.508 | 4:26.787 | | |
| 4 | 11:43:10.610 | 11:43:10.610 | 11:45:04.043 | 1:53.433 | 6:20.220 | | |
| 5 | 12:01:45.654 | 12:01:45.654 | 12:03:06.871 | 1:21.217 | 7:41.437 | | |
| 6 | 12:09:46.595 | 12:09:46.595 | 12:11:08.292 | 1:21.697 | 9:03.134 | | |

9 Anthony Bartone Mercedes AMG GT3 EVO
 PRO Fabian Schiller GetSpeed

| N° | In Day Time | In Time | Out Time | Pit Time | T. Pit Time | Handicap | Diff. |
|----|--------------|--------------|--------------|----------|-------------|----------|-------|
| 1 | 11:36:47.781 | 11:36:47.781 | 11:37:58.573 | 1:10.792 | 1:10.792 | | |
| 2 | 11:40:02.891 | 11:40:02.891 | 11:41:13.633 | 1:10.742 | 2:21.534 | | |
| 3 | 11:43:13.456 | 11:43:13.456 | 11:49:25.975 | 6:12.519 | 8:34.053 | | |
| 4 | 11:57:35.966 | 11:57:35.966 | 11:59:15.296 | 1:39.330 | 10:13.383 | | |

11 Lucas Wolf Porsche 911 GT3 R EVO (992)
 PROAM Alexander Fach Fach Auto Tech

| N° | In Day Time | In Time | Out Time | Pit Time | T. Pit Time | Handicap | Diff. |
|----|--------------|--------------|--------------|----------|-------------|----------|-------|
| 1 | 11:20:42.879 | 11:20:42.879 | 11:23:34.481 | 2:51.602 | 2:51.602 | | |
| 2 | 11:28:58.170 | 11:28:58.170 | 11:30:34.202 | 1:36.032 | 4:27.634 | | |
| 3 | 11:35:54.554 | 11:35:54.554 | 11:37:21.026 | 1:26.472 | 5:54.106 | | |
| 4 | 11:55:12.053 | 11:55:12.053 | 11:57:30.014 | 2:17.961 | 8:12.067 | | |
| 5 | 12:00:47.941 | 12:00:47.941 | 12:02:49.654 | 2:01.713 | 10:13.780 | | |

12 Joel Monegro Reyes Porsche 911 GT3 R EVO (992)
 AM Fach Auto Tech

| N° | In Day Time | In Time | Out Time | Pit Time | T. Pit Time | Handicap | Diff. |
|----|--------------|--------------|--------------|----------|-------------|----------|-------|
| 1 | 11:27:04.816 | 11:27:04.816 | 11:28:56.292 | 1:51.476 | 1:51.476 | | |
| 2 | 11:39:48.131 | 11:39:48.131 | 11:41:16.391 | 1:28.260 | 3:19.736 | | |
| 3 | 12:01:26.734 | 12:01:26.734 | 12:03:40.397 | 2:13.663 | 5:33.399 | | |

14 Piotr Wira Aston Martin AMR Vantage GT3 EVO
 AM Tomasz Magdziarz Good Speed Racing Team

| N° | In Day Time | In Time | Out Time | Pit Time | T. Pit Time | Handicap | Diff. |
|----|--------------|--------------|--------------|----------|-------------|----------|-------|
| 1 | 11:27:44.648 | 11:27:44.648 | 11:30:36.607 | 2:51.959 | 2:51.959 | | |
| 2 | 11:38:06.546 | 11:38:06.546 | 11:41:19.092 | 3:12.546 | 6:04.505 | | |
| 3 | 11:51:56.434 | 11:51:56.434 | 11:53:38.646 | 1:42.212 | 7:46.717 | | |
| 4 | 12:10:19.951 | 12:10:19.951 | 12:11:37.592 | 1:17.641 | 9:04.358 | | |

16 Marcelo Hahn Ferrari 296 GT3
 AM Galid Osman AF Corse

| N° | In Day Time | In Time | Out Time | Pit Time | T. Pit Time | Handicap | Diff. |
|----|--------------|--------------|--------------|----------|-------------|----------|-------|
| 1 | 11:18:05.667 | 11:18:05.667 | 11:19:54.422 | 1:48.755 | 1:48.755 | | |
| 2 | 11:31:03.779 | 11:31:03.779 | 11:36:37.829 | 5:34.050 | 7:22.805 | | |
| 3 | 11:50:29.054 | 11:50:29.054 | 11:53:52.409 | 3:23.355 | 10:46.160 | | |
| 4 | 12:07:23.976 | 12:07:23.976 | 12:09:35.458 | 2:11.482 | 12:57.642 | | |

17 Tom Emson Ferrari 296 GT3 EVO
 PRO Tom Lebbon Elite Motorsport with Entire Race Engine

| N° | In Day Time | In Time | Out Time | Pit Time | T. Pit Time | Handicap | Diff. |
|----|--------------|--------------|--------------|----------|-------------|----------|-------|
| 1 | 11:28:22.583 | 11:28:22.583 | 11:30:25.961 | 2:03.378 | 2:03.378 | | |
| 2 | 11:37:38.871 | 11:37:38.871 | 11:38:56.901 | 1:18.030 | 3:21.408 | | |
| 3 | 11:55:19.956 | 11:55:19.956 | 11:56:36.259 | 1:16.303 | 4:37.711 | | |
| 4 | 12:09:29.729 | 12:09:29.729 | 12:10:14.246 | 44.517 | 5:22.228 | | |

24 Andrey Borodin McLaren 720s GT3 Evo
 PROAM Oliver Webb Greystone GT

| N° | In Day Time | In Time | Out Time | Pit Time | T. Pit Time | Handicap | Diff. |
|----|--------------|--------------|--------------|----------|-------------|----------|-------|
| 1 | 11:24:45.919 | 11:24:45.919 | 11:26:14.608 | 1:28.689 | 1:28.689 | | |
| 2 | 11:31:53.046 | 11:31:53.046 | 11:41:12.040 | 9:18.994 | 10:47.683 | | |
| 3 | 11:54:21.883 | 11:54:21.883 | 11:57:09.471 | 2:47.588 | 13:35.271 | | |

25 Xolile Letlaka Ferrari 296 GT3
 PROAM Axcil Jefferies Into Africa Racing by Dragon Racing Intl.

| N° | In Day Time | In Time | Out Time | Pit Time | T. Pit Time | Handicap | Diff. |
|----|--------------|--------------|--------------|-----------|-------------|----------|-------|
| 1 | 11:26:20.522 | 11:26:20.522 | 11:28:59.552 | 2:39.030 | 2:39.030 | | |
| 2 | 11:40:01.807 | 11:40:01.807 | 11:54:18.099 | 14:16.292 | 16:55.322 | | |
| 3 | 12:04:07.926 | 12:04:07.926 | 12:05:59.947 | 1:52.021 | 18:47.343 | | |

26 Michaël Blanchemain Audi R8 LMS GT3 Evo II
 PROAM Jim Pla Saintéloc Racing

| N° | In Day Time | In Time | Out Time | Pit Time | T. Pit Time | Handicap | Diff. |
|----|--------------|--------------|--------------|-----------|-------------|----------|-------|
| 1 | 11:30:38.324 | 11:30:38.324 | 11:42:03.122 | 11:24.798 | 11:24.798 | | |
| 2 | 11:51:54.317 | 11:51:54.317 | 11:55:25.980 | 3:31.663 | 14:56.461 | | |

28 Marcelo Ramírez Mercedes AMG GT3 EVO
 PRO Dominik Baumann Team Motopark

| N° | In Day Time | In Time | Out Time | Pit Time | T. Pit Time | Handicap | Diff. |
|----|--------------|--------------|--------------|----------|-------------|----------|-------|
| 1 | 11:26:50.833 | 11:26:50.833 | 11:28:11.038 | 1:20.205 | 1:20.205 | | |
| 2 | 11:37:06.084 | 11:37:06.084 | 11:39:46.850 | 2:40.766 | 4:00.971 | | |
| 3 | 11:54:19.554 | 11:54:19.554 | 11:55:39.612 | 1:20.058 | 5:21.029 | | |
| 4 | 12:12:09.688 | 12:12:09.688 | 12:13:29.732 | 1:20.044 | 6:41.073 | | |

33 Zac Meakin McLaren 720s GT3 Evo
 PRO Dean Macdonald Greystone GT

| N° | In Day Time | In Time | Out Time | Pit Time | T. Pit Time | Handicap | Diff. |
|----|--------------|--------------|--------------|----------|-------------|----------|-------|
| 1 | 11:17:28.348 | 11:17:28.348 | 11:21:06.859 | 3:38.511 | 3:38.511 | | |
| 2 | 11:23:01.968 | 11:23:01.968 | 11:24:17.593 | 1:15.625 | 4:54.136 | | |
| 3 | 11:26:12.093 | 11:26:12.093 | 11:27:28.114 | 1:16.021 | 6:10.157 | | |
| 4 | 11:29:19.395 | 11:29:19.395 | 11:33:28.146 | 4:08.751 | 10:18.908 | | |
| 5 | 11:35:20.237 | 11:35:20.237 | 11:36:43.482 | 1:23.245 | 11:42.153 | | |
| 6 | 11:38:31.613 | 11:38:31.613 | 11:39:59.437 | 1:27.824 | 13:09.977 | | |
| 7 | 11:51:33.557 | 11:51:33.557 | 11:52:49.399 | 1:15.842 | 14:25.819 | | |
| 8 | 12:02:32.674 | 12:02:32.674 | 12:03:49.658 | 1:16.984 | 15:42.803 | | |

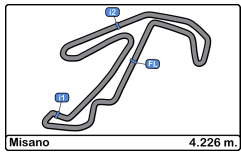
39 Huilin Han Ferrari 296 GT3
 AM Target Racing

| N° | In Day Time | In Time | Out Time | Pit Time | T. Pit Time | Handicap | Diff. |
|----|--------------|--------------|--------------|----------|-------------|----------|-------|
| 1 | 12:09:15.352 | 12:09:15.352 | 12:10:19.635 | 1:04.283 | 1:04.283 | | |
| 2 | 12:12:07.271 | 12:12:07.271 | 12:13:02.649 | 55.378 | 1:59.661 | | |

51 Rafael Durán Ferrari 296 GT3 EVO
 PRO Tommaso Mosca AF Corse

| N° | In Day Time | In Time | Out Time | Pit Time | T. Pit Time | Handicap | Diff. |
|----|--------------|--------------|--------------|----------|-------------|----------|-------|
| 1 | 11:24:17.536 | 11:24:17.536 | 11:27:05.123 | 2:47.587 | 2:47.587 | | |
| 2 | 11:28:54.748 | 11:28:54.748 | 11:29:43.394 | 48.646 | 3:36.233 | | |
| 3 | 11:39:46.577 | 11:39:46.577 | 11:41:43.900 | 1:57.323 | 5:33.556 | | |
| 4 | 12:03:10.816 | 12:03:10.816 | 12:04:22.325 | 1:11.509 | 6:45.065 | | |





Misano
International GT Open
Free Practice - 1
Pit Stop Analysis



54 Dexter Müller Mercedes AMG GT3 EVO
 PROAM Yannick Mettler CBRX by SPS

| N° | In Day Time | In Time | Out Time | Pit Time | T. Pit Time | Handicap | Diff. |
|----|--------------|--------------|--------------|----------|-------------|----------|-------|
| 1 | 11:22:38.793 | 11:22:38.793 | 11:23:56.894 | 1:18.101 | 1:18.101 | | |
| 2 | 11:25:49.856 | 11:25:49.856 | 11:27:07.047 | 1:17.191 | 2:35.292 | | |
| 3 | 11:29:01.059 | 11:29:01.059 | 11:30:17.164 | 1:16.105 | 3:51.397 | | |
| 4 | 11:32:06.744 | 11:32:06.744 | 11:32:28.286 | 21.542 | 4:12.939 | | |
| 5 | 11:47:23.719 | 11:47:23.719 | 11:49:31.338 | 2:07.619 | 6:20.558 | | |
| 6 | 12:07:33.962 | 12:07:33.962 | 12:08:49.741 | 1:15.779 | 7:36.337 | | |

55 Laurent De Meeus Ferrari 296 GT3 EVO
 PROAM Vincent Abril AF Corse

| N° | In Day Time | In Time | Out Time | Pit Time | T. Pit Time | Handicap | Diff. |
|----|--------------|--------------|--------------|----------|-------------|----------|-------|
| 1 | 11:17:26.839 | 11:17:26.839 | 11:17:48.608 | 21.769 | 21.769 | | |
| 2 | 11:19:50.766 | 11:19:50.766 | 11:21:12.113 | 1:21.347 | 1:43.116 | | |
| 3 | 11:32:02.512 | 11:32:02.512 | 11:34:15.775 | 2:13.263 | 3:56.379 | | |
| 4 | 11:50:39.442 | 11:50:39.442 | 11:54:03.847 | 3:24.405 | 7:20.784 | | |
| 5 | 12:05:58.898 | 12:05:58.898 | 12:07:35.313 | 1:36.415 | 8:57.199 | | |

63 Leonardo Moncini Lamborghini Huracan Evo 2
 PRO Rodrigo Testa Scuderia Villorba Corse

| N° | In Day Time | In Time | Out Time | Pit Time | T. Pit Time | Handicap | Diff. |
|----|--------------|--------------|--------------|----------|-------------|----------|-------|
| 1 | 11:27:50.771 | 11:27:50.771 | 11:29:55.068 | 2:04.297 | 2:04.297 | | |
| 2 | 11:38:52.405 | 11:38:52.405 | 11:42:00.700 | 3:08.295 | 5:12.592 | | |
| 3 | 11:55:22.495 | 11:55:22.495 | 11:56:40.208 | 1:17.713 | 6:30.305 | | |

71 Christian Mansell Mercedes AMG GT3 EVO
 PRO Maximilian Götz Team Motopark

| N° | In Day Time | In Time | Out Time | Pit Time | T. Pit Time | Handicap | Diff. |
|----|--------------|--------------|--------------|----------|-------------|----------|-------|
| 1 | 11:18:44.100 | 11:18:44.100 | 11:20:03.223 | 1:19.123 | 1:19.123 | | |
| 2 | 11:30:48.957 | 11:30:48.957 | 11:32:08.050 | 1:19.093 | 2:38.216 | | |
| 3 | 11:33:55.522 | 11:33:55.522 | 11:35:14.874 | 1:19.352 | 3:57.568 | | |
| 4 | 11:37:01.229 | 11:37:01.229 | 11:40:27.255 | 3:26.026 | 7:23.594 | | |
| 5 | 11:48:37.263 | 11:48:37.263 | 11:51:57.493 | 3:20.230 | 10:43.824 | | |
| 6 | 12:09:44.869 | 12:09:44.869 | 12:11:04.850 | 1:19.981 | 12:03.805 | | |

75 Filip Salaquarda Audi R8 LMS GT3 Evo II
 PROAM Libor Milota Team ISR

| N° | In Day Time | In Time | Out Time | Pit Time | T. Pit Time | Handicap | Diff. |
|----|--------------|--------------|--------------|----------|-------------|----------|-------|
| 1 | 11:27:01.103 | 11:27:01.103 | 11:28:46.205 | 1:45.102 | 1:45.102 | | |
| 2 | 11:42:19.785 | 11:42:19.785 | 11:44:01.300 | 1:41.515 | 3:26.617 | | |
| 3 | 12:05:31.177 | 12:05:31.177 | 12:06:51.750 | 1:20.573 | 4:47.190 | | |

79 Seweryn Mazur Lamborghini Huracan Evo 2
 AM Sendom Racing Team

| N° | In Day Time | In Time | Out Time | Pit Time | T. Pit Time | Handicap | Diff. |
|----|--------------|--------------|--------------|-----------|-------------|----------|-------|
| 1 | 11:23:17.721 | 11:23:17.721 | 11:24:17.029 | 59.308 | 59.308 | | |
| 2 | 11:31:41.349 | 11:31:41.349 | 11:42:09.233 | 10:27.884 | 11:27.192 | | |
| 3 | 11:53:47.419 | 11:53:47.419 | 11:59:36.100 | 5:48.681 | 17:15.873 | | |

81 Norikazu Shibata Ferrari 296 GT3
 PROAM Charles Fagg AF Corse

| N° | In Day Time | In Time | Out Time | Pit Time | T. Pit Time | Handicap | Diff. |
|----|--------------|--------------|--------------|----------|-------------|----------|-------|
| 1 | 11:26:09.101 | 11:26:09.101 | 11:30:23.510 | 4:14.409 | 4:14.409 | | |
| 2 | 11:47:43.808 | 11:47:43.808 | 11:51:33.776 | 3:49.968 | 8:04.377 | | |
| 3 | 12:04:12.317 | 12:04:12.317 | 12:05:58.362 | 1:46.045 | 9:50.422 | | |

88 Darren Kell McLaren 720 Evo GT3
 PROAM James Kell Track Focused

| N° | In Day Time | In Time | Out Time | Pit Time | T. Pit Time | Handicap | Diff. |
|----|--------------|--------------|--------------|-----------|-------------|----------|-------|
| 1 | 11:24:54.413 | 11:24:54.413 | 11:25:47.466 | 53.053 | 53.053 | | |
| 2 | 11:48:22.443 | 11:48:22.443 | 12:05:30.926 | 17:08.483 | 18:01.536 | | |

96 Yaroslav Veselaho Ferrari 296 GT3 EVO
 PRO Lorenzo Ferrari AF Corse

| N° | In Day Time | In Time | Out Time | Pit Time | T. Pit Time | Handicap | Diff. |
|----|--------------|--------------|--------------|-----------|-------------|----------|-------|
| 1 | 11:17:12.523 | 11:17:12.523 | 11:40:52.682 | 23:40.159 | 23:40.159 | | |
| 2 | 11:49:02.969 | 11:49:02.969 | 11:50:46.366 | 1:43.397 | 25:23.556 | | |
| 3 | 12:12:14.138 | 12:12:14.138 | 12:13:24.416 | 1:10.278 | 26:33.834 | | |

707 Al Faisal Al Zubair Ferrari 296 GT3 EVO
 PRO David Fumanelli Al Manar by Dragon Racing

| N° | In Day Time | In Time | Out Time | Pit Time | T. Pit Time | Handicap | Diff. |
|----|--------------|--------------|--------------|----------|-------------|----------|-------|
| 1 | 11:26:10.607 | 11:26:10.607 | 11:28:22.817 | 2:12.210 | 2:12.210 | | |
| 2 | 11:37:29.941 | 11:37:29.941 | 11:39:56.334 | 2:26.393 | 4:38.603 | | |
| 3 | 11:53:20.512 | 11:53:20.512 | 11:55:06.288 | 1:45.776 | 6:24.379 | | |
| 4 | 12:06:26.939 | 12:06:26.939 | 12:07:37.443 | 1:10.504 | 7:34.883 | | |

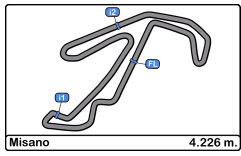
777 Marcin Jedliński Ferrari 296 GT3 EVO
 PROAM Karol Basz Olimp Racing

| N° | In Day Time | In Time | Out Time | Pit Time | T. Pit Time | Handicap | Diff. |
|----|--------------|--------------|--------------|-----------|-------------|----------|-------|
| 1 | 11:23:06.790 | 11:23:06.790 | 11:25:01.039 | 1:54.249 | 1:54.249 | | |
| 2 | 11:30:29.993 | 11:30:29.993 | 11:33:35.581 | 3:05.588 | 4:59.837 | | |
| 3 | 11:35:23.346 | 11:35:23.346 | 11:36:42.385 | 1:19.039 | 6:18.876 | | |
| 4 | 11:48:10.717 | 11:48:10.717 | 11:58:44.124 | 10:33.407 | 16:52.283 | | |
| 5 | 12:00:25.239 | 12:00:25.239 | 12:01:40.950 | 1:15.711 | 18:07.994 | | |

911 Pietro Armanni Porsche 911 GT3 R EVO (992)
 PRO Alex Fontana ZRS Motorsport

| N° | In Day Time | In Time | Out Time | Pit Time | T. Pit Time | Handicap | Diff. |
|----|--------------|--------------|--------------|----------|-------------|----------|-------|
| 1 | 11:24:03.823 | 11:24:03.823 | 11:28:19.589 | 4:15.766 | 4:15.766 | | |
| 2 | 11:35:36.555 | 11:35:36.555 | 11:44:27.335 | 8:50.780 | 13:06.546 | | |
| 3 | 11:59:18.725 | 11:59:18.725 | 12:03:37.004 | 4:18.279 | 17:24.825 | | |
| 4 | 12:08:29.929 | 12:08:29.929 | 12:10:12.123 | 1:42.194 | 19:07.019 | | |

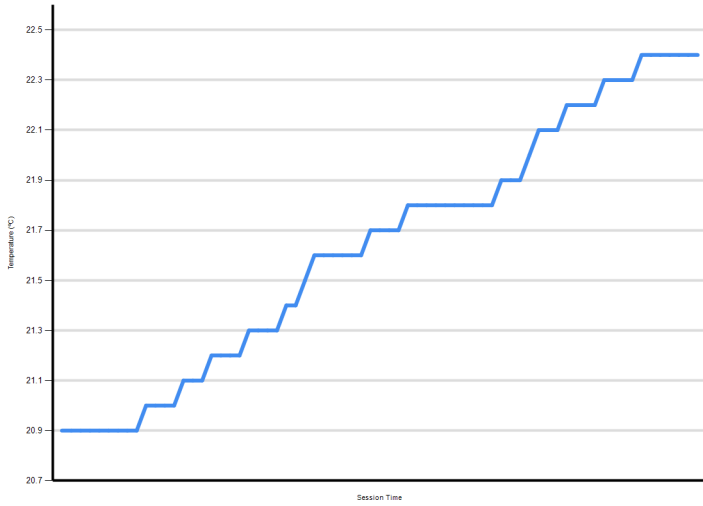




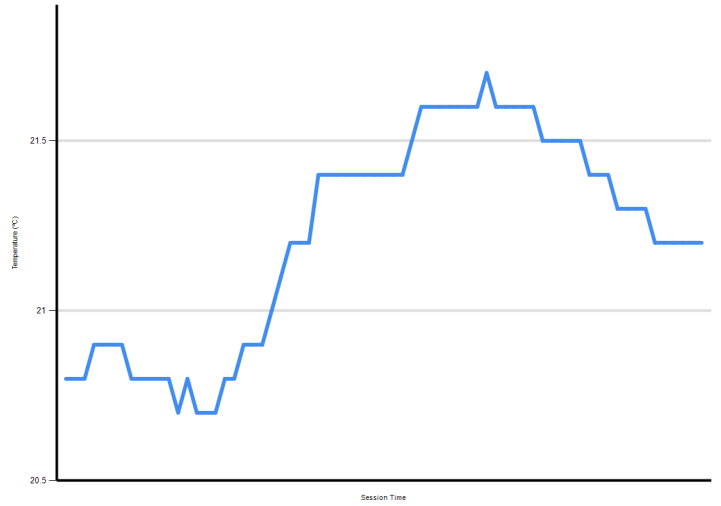
Misano
International GT Open
Free Practice - 1
Weather Report



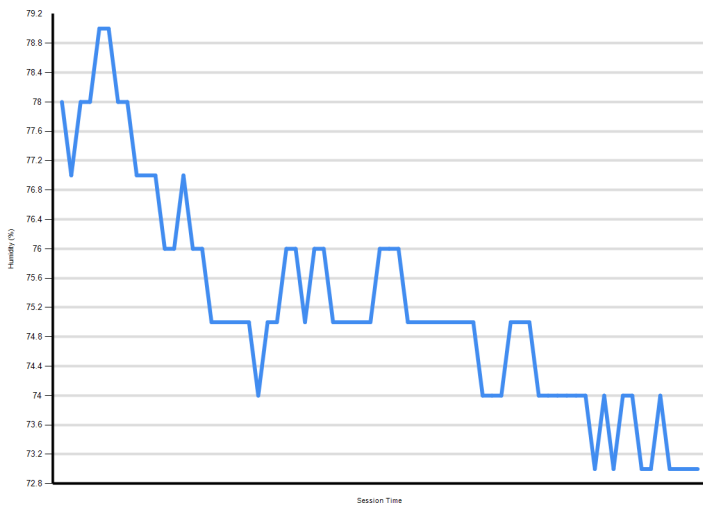
Air Temperature



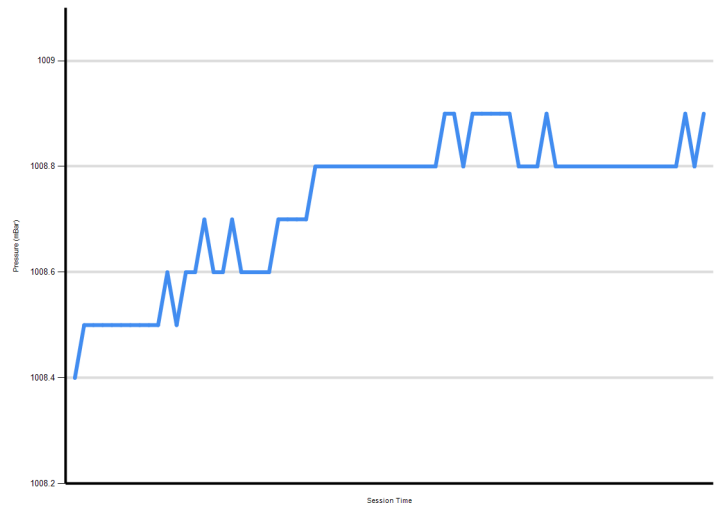
Track Temperature



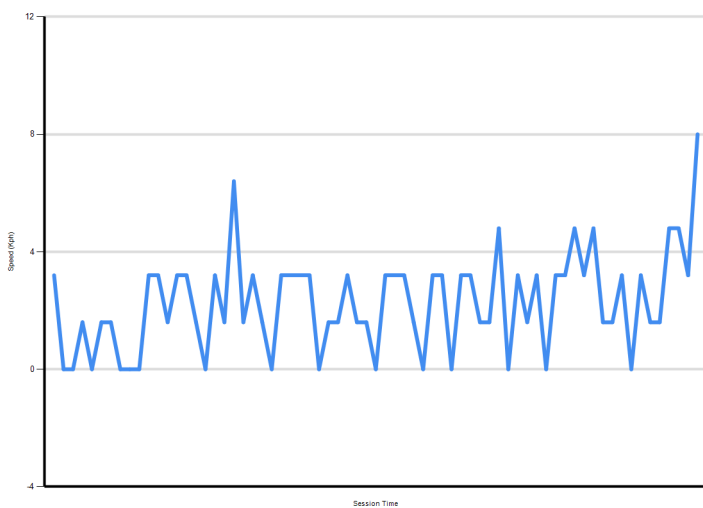
Humidity



Pressure



Wind Speed



Wind direction

