

Autodromo Int. do Algarve
International GT Open
Free Practice - 1
Provisional Results



Autodromo do Algarve 4.653 m.

Cls	Nº	Entrant/Team	Nat	Driver 1	Nat	Driver 2	Nat	Vehicle	Cat	Cls	Laps	Best	Time	Gap	Interval	Km/h
1	54	CBRX by SPS	DEU	Dexter Müller	CHE	Yannick Mettler	CHE	Mercedes AMG GT3 EVO	PROAM	1	26	3	1:41.732			164.6
2	18	Dinamic GT	ITA	Philipp Sager	AUT	Christian Engelhart	DEU	Porsche 911 GT3 R EVO (992)	PROAM	2	21	4	1:41.886	0.154	0.154	164.4
3	17	Elite Motorsport with Entire Race Engineering	GBR	Tom Emson	GBR	Tom Lebbon	GBR	Ferrari 296 GT3 EVO	PRO	1	21	3	1:42.024	0.292	0.138	164.1
4	911	ZRS Motorsport	ITA	Pietro Armani	ITA	Alex Fontana	CHE	Porsche 911 GT3 R EVO (992)	PRO	2	24	22	1:42.048	0.316	0.024	164.1
5	71	Team Motopark	DEU	Christian Mansell	AUS	Maximilian Götz	DEU	Mercedes AMG GT3 EVO	PRO	3	11	10	1:42.142	0.410	0.094	163.9
6	51	AF Corse	ITA	Rafael Durán	ESP	Tommaso Mosca	ITA	Ferrari 296 GT3 EVO	PRO	4	26	6	1:42.201	0.469	0.059	163.9
7	75	Team ISR	CZE	Filip Salaquarda	CZE	Libor Milota	CZE	Audi R8 LMS GT3 Evo II	PROAM	3	18	6	1:42.206	0.474	0.005	163.8
8	55	AF Corse	ITA	Laurent De Meeus	BEL	Vincent Abril	FRA	Ferrari 296 GT3 EVO	PROAM	4	22	4	1:42.244	0.512	0.038	163.8
9	777	Olimp Racing	POL	Marcin Jedliński	POL	Karol Basz	POL	Ferrari 296 GT3 EVO	PROAM	5	16	14	1:42.361	0.629	0.117	163.6
10	26	Saintéloc Racing	FRA	Michaël Blanchemain	FRA	Jim Pla	FRA	Audi R8 LMS GT3 Evo II	PROAM	6	25	8	1:42.383	0.651	0.022	163.6
11	28	Team Motopark	DEU	Marcelo Ramírez	MEX	Dominik Baumann	AUT	Mercedes AMG GT3 EVO	PRO	5	11	7	1:42.461	0.729	0.078	163.4
12	33	Greystone GT	GBR	Zac Meakin	GBR	Dean Macdonald	GBR	McLaren 720s GT3 Evo	PRO	6	26	25	1:42.505	0.773	0.044	163.4
13	96	AF Corse	ITA	Yaroslav Veselaho	CZE	Thomas Neubauer	FRA	Ferrari 296 GT3 EVO	PRO	7	17	12	1:42.658	0.926	0.153	163.1
14	5	Olimp Racing	POL	Stanislaw Jedliński	POL	Krystian Korzeniewski	POL	Ferrari 296 GT3	AM	1	17	15	1:42.774	1.042	0.116	162.9
15	16	AF Corse	ITA	Marcelo Hahn	BRA	Galid Osman	BRA	Ferrari 296 GT3	AM	2	22	6	1:42.792	1.060	0.018	162.9
16	11	Fach Auto Tech	CHE	Alexander Schwarzer	MEX	Alexander Fach	CHE	Porsche 911 GT3 R EVO (992)	PROAM	7	25	5	1:42.814	1.082	0.022	162.9
17	81	Norik Racing	JPN	Norikazu Shibata	JPN	Charles Fagg	GBR	Ferrari 296 GT3	PROAM	8	17	8	1:43.208	1.476	0.394	162.3
18	97	Blackthorn	GBR	Charles Bateman	GBR	Henrique Chaves	PRT	Aston Martin AMR Vantage GT3 E	PROAM	9	26	8	1:43.487	1.755	0.279	161.8
19	24	Greystone GT	GBR	Andrey Borodin	GBR	Oliver Webb	GBR	McLaren 720s GT3 Evo	PROAM	10	11	3	1:43.620	1.888	0.133	161.6
20	6	Baron Motorsport Team	AUT	Andrzej Lewandowski	POL	Adrian Lewandowski	POL	Ferrari 296 GT3	AM	3	18	7	1:43.819	2.087	0.199	161.3
21	79	Sendom Racing Team	POL	Seweryn Mazur	POL			Lamborghini Huracan Evo 2	AM	4	23	22	1:43.969	2.237	0.150	161.1
22	14	Good Speed Racing Team	POL	Piotr Wira	POL			Aston Martin AMR Vantage GT3 E	AM	5	14	4	1:44.147	2.415	0.178	160.8
23	88	Track Focused	GBR	Darren Kell	GBR	James Kell	GBR	McLaren 720 Evo GT3	PROAM	11	18	8	1:44.522	2.790	0.375	160.2
24	12	Fach Auto Tech	CHE	Joel Monegro Reyes	DOM			Porsche 911 GT3 R EVO (992)	AM	6	22	4	1:44.593	2.861	0.071	160.1
25	25	Into Africa Racing by Dragon Racing Intl.	GBR	Xolile Letlaka	ZAF	Axcil Jefferies	ZWE	Ferrari 296 GT3	PROAM	12	26	17	1:46.392	4.660	1.799	157.4
26	77	Grupo Prom Racing Team	DEU	Alfredo Hernández	MEX			Mercedes AMG GT3 EVO	AM	7	28	27	1:46.601	4.869	0.209	157.1

Published at:.....

Track Temp: 31.9 °C Air Temp: 26.8 °C Humidity: 35 % Track Status: DRY

Race Director:

Alessandro Ferrari

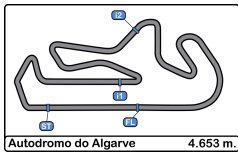
ACI DGA 392080

Timekeeper:

Luis Garcia

JOB-2654-ESP/M





Autodromo Int. do Algarve
International GT Open
Free Practice - 1
Track Limit



The Stewards, having received a report from Race Director, have considered the following matter and determine the following:

Session Free Practice - 1
Fact The cars below did not use the track at the turns listed below

Infringement Breach of Appendix L Chapter IV Article 2 c) of the FIA International Sporting Code and Article 19.4/19.5 of the Sporting Regulations.

Decision Deletion of the lap times shown in accordance with Article 12.4.1.e of the FIA International Sporting Code.

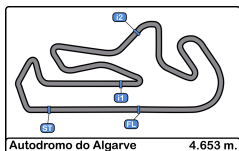
Note

- Certain decisions of the Stewards are subject to appeal (Article 15 of the FIA International Sporting Code).
- These penalties are not subject to appeal Article.12.3.4 of the FIA International Sporting Code and Article 16.5 of the Sporting Regulations.
- According to Article.12.3.3.b of the FIA International Sporting Code these decisions become immediately binding even in case of an appeal.

Ord	Turn	Nº Driver	Entrant/Team	Time of Day	Lap Time
1	4	26 Blanchemain - Pla	Saintéloc Racing	11:23:32.306	1:43.180
2	1	11 Schwarzer - Fach	Fach Auto Tech	11:23:35.057	1:43.045
3	1	33 Meakin - Macdonald	Greystone GT	11:24:17.211	1:43.106
4	4	18 Sager - Engelhart	Dinamic GT	11:25:08.260	1:42.678
5	15	26 Blanchemain - Pla	Saintéloc Racing	11:25:15.623	1:43.317
6	1	11 Schwarzer - Fach	Fach Auto Tech	11:25:17.868	1:42.811
7	1	33 Meakin - Macdonald	Greystone GT	11:25:59.540	1:42.329
8	4	55 De Meeus - Abril	AF Corse	11:26:34.490	1:42.237
9	1	79 Seweryn Mazur	Sendom Racing Team	11:26:40.895	1:44.953
10	4	81 Shibata - Fagg	Norik Racing	11:27:20.741	1:51.376
11	1	777 Jedliński - Basz	Olimp Racing	11:27:40.816	1:44.489
12	14	79 Seweryn Mazur	Sendom Racing Team	11:28:25.708	1:44.813
13	1	25 Letlaka - Jefferies	<small>Into Africa Racing by Dragon Racing Intl.</small>	11:29:11.751	1:42.466
14	1	777 Jedliński - Basz	Olimp Racing	11:29:24.319	1:43.503
15	1	33 Meakin - Macdonald	Greystone GT	11:29:26.382	1:42.878
16	4	17 Emson - Lebbon	<small>Elite Motorsport with Endre Race Engineering</small>	11:30:07.513	1:48.289
17	1	18 Sager - Engelhart	Dinamic GT	11:30:16.712	1:43.977
18	1	11 Schwarzer - Fach	Fach Auto Tech	11:30:32.690	1:49.165
19	1	16 Hahn - Osman	AF Corse	11:31:24.772	1:44.019
20	1	777 Jedliński - Basz	Olimp Racing	11:31:51.947	2:27.628
21	1	51 Durán - Mosca	AF Corse	11:32:34.770	1:46.770
22	4	25 Letlaka - Jefferies	<small>Into Africa Racing by Dragon Racing Intl.</small>	11:32:42.743	1:42.394
23	1	33 Meakin - Macdonald	Greystone GT	11:32:52.740	1:42.762
24	1	911 Armani - Fontana	ZRS Motorsport	11:33:13.551	1:42.337
25	1	26 Blanchemain - Pla	Saintéloc Racing	11:33:39.658	1:46.393
26	15	79 Seweryn Mazur	Sendom Racing Team	11:33:41.540	1:44.873
27	4	5 Jedliński - Korzeniowski	Olimp Racing	11:33:47.655	2:00.510
28	1	51 Durán - Mosca	AF Corse	11:34:17.212	1:42.442
29	1	25 Letlaka - Jefferies	<small>Into Africa Racing by Dragon Racing Intl.</small>	11:34:24.921	1:42.178
30	4	5 Jedliński - Korzeniowski	Olimp Racing	11:35:46.618	1:58.963
31	1	55 De Meeus - Abril	AF Corse	11:36:04.541	4:11.128
32	1	11 Schwarzer - Fach	Fach Auto Tech	11:36:22.122	1:43.076
33	1	911 Armani - Fontana	ZRS Motorsport	11:36:41.074	1:42.603
34	15	12 Joel Monegro Reyes	Fach Auto Tech	11:37:08.729	5:47.383
35	1	26 Blanchemain - Pla	Saintéloc Racing	11:37:12.566	1:50.525
36	1	79 Seweryn Mazur	Sendom Racing Team	11:37:21.279	1:55.163
37	1	51 Durán - Mosca	AF Corse	11:37:49.183	1:49.561
38	1	88 Kell - Kell	Track Focused	11:39:01.385	1:51.091
39	4	96 Veselaho - Neubauer	AF Corse	11:39:18.309	1:44.025

The Stewards:





Autodromo Int. do Algarve
International GT Open
Free Practice - 1
Track Limit



The Stewards, having received a report from Race Director, have considered the following matter and determine the following:

Session Free Practice - 1
Fact The cars below did not use the track at the turns listed below

Infringement Breach of Appendix L Chapter IV Article 2 c) of the FIA International Sporting Code and Article 19.4/19.5 of the Sporting Regulations.

Decision Deletion of the lap times shown in accordance with Article 12.4.1.e of the FIA International Sporting Code.

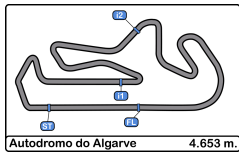
Note

- Certain decisions of the Stewards are subject to appeal (Article 15 of the FIA International Sporting Code).
- These penalties are not subject to appeal Article.12.3.4 of the FIA International Sporting Code and Article 16.5 of the Sporting Regulations.
- According to Article.12.3.3.b of the FIA International Sporting Code these decisions become immediately binding even in case of an appeal.

Ord	Turn	Nº Driver	Entrant/Team	Time of Day	Lap Time
40	1	75 Salaquarda - Milota	Team ISR	11:39:28.205	1:51.076
41	4	5 Jedliński - Korzeniowski	Olimp Racing	11:39:37.395	1:53.829
42	4	77 Alfredo Hernández	Grupo Prom Racing Team	11:39:54.965	1:47.946
43	1	12 Joel Monegro Reyes	Fach Auto Tech	11:40:38.538	1:44.689
44	1	54 Müller - Mettler	CBRX by SPS	11:41:09.145	1:44.335
45	1	911 Armani - Fontana	ZRS Motorsport	11:41:53.547	1:47.531
46	1	33 Meakin - Macdonald	Greystone GT	11:42:05.837	1:42.753
47	1	12 Joel Monegro Reyes	Fach Auto Tech	11:42:23.055	1:44.517
48	1	777 Jedliński - Basz	Olimp Racing	11:42:42.208	1:42.859
49	1	96 Veselaho - Neubauer	AF Corse	11:42:44.806	1:43.239
50	1	54 Müller - Mettler	CBRX by SPS	11:42:54.280	1:45.135
51	4	5 Jedliński - Korzeniowski	Olimp Racing	11:43:24.722	1:51.859
52	1	18 Sager - Engelhart	Dinamic GT	11:44:55.082	1:47.236
53	1	77 Alfredo Hernández	Grupo Prom Racing Team	11:45:18.939	1:48.436
54	1	5 Jedliński - Korzeniowski	Olimp Racing	11:45:28.289	2:03.567
55	1	96 Veselaho - Neubauer	AF Corse	11:46:18.673	1:50.154
56	1	11 Schwarzer - Fach	Fach Auto Tech	11:46:29.370	1:45.828
57	1	55 De Meeus - Abril	AF Corse	11:46:44.577	1:45.098
58	1	97 Bateman - Chaves	Blackthorn	11:46:50.870	1:43.783
59	4	26 Blanchemain - Pla	Saintéloc Racing	11:47:06.274	1:45.834
60	1	77 Alfredo Hernández	Grupo Prom Racing Team	11:47:07.968	1:49.029
61	4	79 Seweryn Mazur	Sendom Racing Team	11:47:10.155	9:48.876
62	1	51 Durán - Mosca	AF Corse	11:47:55.781	1:46.009
63	4	16 Hahn - Osman	AF Corse	11:48:41.595	1:53.736
64	1	51 Durán - Mosca	AF Corse	11:49:39.905	1:44.124
65	1	17 Emson - Lebbon	Elite Motorsport with Entire Race Engineering	11:49:43.683	1:43.669
66	1	54 Müller - Mettler	CBRX by SPS	11:49:52.019	1:44.222
67	1	11 Schwarzer - Fach	Fach Auto Tech	11:50:01.511	1:46.527
68	1	97 Bateman - Chaves	Blackthorn	11:50:18.777	1:43.871
69	4	33 Meakin - Macdonald	Greystone GT	11:50:20.784	2:58.720
70	5	6 Lewandowski - Lewandowski	Baron Motorsport Team	11:50:33.504	10:39.365
71	14	26 Blanchemain - Pla	Saintéloc Racing	11:50:34.577	1:44.465
72	1	51 Durán - Mosca	AF Corse	11:51:23.920	1:44.015
73	1	17 Emson - Lebbon	Elite Motorsport with Entire Race Engineering	11:51:32.513	1:48.830
74	1	6 Lewandowski - Lewandowski	Baron Motorsport Team	11:52:18.380	1:44.876
75	4	26 Blanchemain - Pla	Saintéloc Racing	11:52:19.618	1:45.041
76	1	14 Piotr Wira	Good Speed Racing Team	11:53:40.026	1:52.594
77	1	12 Joel Monegro Reyes	Fach Auto Tech	11:53:58.753	1:45.330
78	15	6 Lewandowski - Lewandowski	Baron Motorsport Team	11:54:03.038	1:44.658

The Stewards:





Autodromo Int. do Algarve
International GT Open
Free Practice - 1
Track Limit



The Stewards, having received a report from Race Director, have considered the following matter and determine the following:

Session Free Practice - 1

Fact The cars below did not use the track at the turns listed below

Infringement Breach of Appendix L Chapter IV Article 2 c) of the FIA International Sporting Code and Article 19.4/19.5 of the Sporting Regulations.

Decision Deletion of the lap times shown in accordance with Article 12.4.1.e of the FIA International Sporting Code.

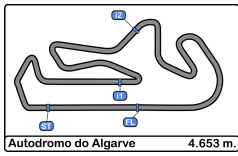
Note

- Certain decisions of the Stewards are subject to appeal (Article 15 of the FIA International Sporting Code).
- These penalties are not subject to appeal Article.12.3.4 of the FIA International Sporting Code and Article 16.5 of the Sporting Regulations.
- According to Article.12.3.3.b of the FIA International Sporting Code these decisions become immediately binding even in case of an appeal.

Ord	Turn	Nº Driver	Entrant/Team	Time of Day	Lap Time
79	4	54 Müller - Mettler	CBRX by SPS	11:54:46.836	3:02.555
80	1	51 Durán - Mosca	AF Corse	11:54:51.984	1:44.345
81	1	11 Schwarzer - Fach	Fach Auto Tech	11:55:18.138	1:46.262
82	1	5 Jedliński - Korzeniowski	Olimp Racing	11:55:24.508	1:49.147
83	1	12 Joel Monegro Reyes	Fach Auto Tech	11:55:44.425	1:45.672
84	1	6 Lewandowski - Lewandowski	Baron Motorsport Team	11:55:47.408	1:44.370
85	4	79 Seweryn Mazur	Sendom Racing Team	11:56:04.992	1:53.719
86	1	17 Emson - Lebbon	Elite Motorsport with Endre Race Engineering	11:56:14.054	1:43.388
87	0	24 Borodin - Webb	Greystone GT	11:56:21.829	11:56:21.829
88	1	14 Piotr Wira	Good Speed Racing Team	11:57:19.946	3:39.920
89	14 AN	24 Borodin - Webb	Greystone GT	11:58:05.311	1:43.482
90	1	54 Müller - Mettler	CBRX by SPS	11:58:15.489	1:44.426
91	4	51 Durán - Mosca	AF Corse	11:58:22.364	1:44.166
92	1	97 Bateman - Chaves	Blackthorn	11:59:03.076	1:43.898
93	1	18 Sager - Engelhart	Dinamic GT	11:59:07.903	1:53.815
94	1	33 Meakin - Macdonald	Greystone GT	11:59:18.917	1:58.554
95	1	88 Kell - Kell	Track Focused	12:00:26.643	1:46.107
96	1	81 Shibata - Fagg	Norik Racing	12:00:44.743	1:43.362
97	1	97 Bateman - Chaves	Blackthorn	12:00:46.938	1:43.862
98	4	28 Ramírez - Baumann	Team Motopark	12:00:55.600	1:43.546
99	1	16 Hahn - Osman	AF Corse	12:01:20.947	1:46.568
100	1	26 Blanchemain - Pla	Saintéloc Racing	12:01:25.483	5:23.083
101	1	79 Seweryn Mazur	Sendom Racing Team	12:01:30.835	1:55.923
102	4	24 Borodin - Webb	Greystone GT	12:01:34.521	1:45.590
103	1	51 Durán - Mosca	AF Corse	12:01:51.124	1:44.341
104	1	88 Kell - Kell	Track Focused	12:02:11.950	1:45.307
105	1	28 Ramírez - Baumann	Team Motopark	12:02:38.668	1:43.068
106	1	26 Blanchemain - Pla	Saintéloc Racing	12:03:08.292	1:42.809
107	1	24 Borodin - Webb	Greystone GT	12:03:18.208	1:43.687
108	15	71 Mansell - Götz	Team Motopark	12:03:22.998	1:42.437
109	1	25 Letlaka - Jefferies	Into Africa Racing by Dragon Racing Intl.	12:03:23.253	1:47.504
110	4	51 Durán - Mosca	AF Corse	12:03:52.035	2:00.911
111	1	911 Armani - Fontana	ZRS Motorsport	12:04:18.898	2:11.279
112	15	12 Joel Monegro Reyes	Fach Auto Tech	12:14:33.621	16:55.086
113	15	6 Lewandowski - Lewandowski	Baron Motorsport Team	12:15:17.043	17:33.761
114	1	18 Sager - Engelhart	Dinamic GT	12:15:36.068	1:49.104
115	1	71 Mansell - Götz	Team Motopark	12:15:36.241	1:43.277
116	15	26 Blanchemain - Pla	Saintéloc Racing	12:16:55.619	10:43.372
117	1	81 Shibata - Fagg	Norik Racing	12:17:14.521	1:46.761

The Stewards:





Autodromo Int. do Algarve
International GT Open
Free Practice - 1
Track Limit



The Stewards, having received a report from Race Director, have considered the following matter and determine the following:

Session Free Practice - 1
Fact The cars below did not use the track at the turns listed below

Infringement Breach of Appendix L Chapter IV Article 2 c) of the FIA International Sporting Code and Article 19.4/19.5 of the Sporting Regulations.

Decision Deletion of the lap times shown in accordance with Article 12.4.1.e of the FIA International Sporting Code.

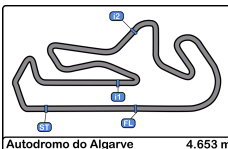
Note

- Certain decisions of the Stewards are subject to appeal (Article 15 of the FIA International Sporting Code).
- These penalties are not subject to appeal Article.12.3.4 of the FIA International Sporting Code and Article 16.5 of the Sporting Regulations.
- According to Article.12.3.3.b of the FIA International Sporting Code these decisions become immediately binding even in case of an appeal.

Ord	Turn	Nº Driver	Entrant/Team	Time of Day	Lap Time
118	1	97 Bateman - Chaves	Blackthorn	12:17:28.575	1:45.113
119	1	24 Borodin - Webb	Greystone GT	12:17:38.458	1:53.551
120	4	25 Letlaka - Jefferies	Into Africa Racing by Dragon Racing Intl.	12:17:48.652	1:47.298
121	1	33 Meakin - Macdonald	Greystone GT	12:18:06.670	1:42.762
122	4	12 Joel Monegro Reyes	Fach Auto Tech	12:18:06.713	1:45.998
123	1	54 Müller - Mettler	CBRX by SPS	12:18:32.489	1:43.311
124	1	55 De Meeus - Abril	AF Corse	12:18:34.288	1:42.984
125	15	97 Bateman - Chaves	Blackthorn	12:19:12.993	1:44.418
126	1	33 Meakin - Macdonald	Greystone GT	12:19:49.339	1:42.669
127	1	12 Joel Monegro Reyes	Fach Auto Tech	12:19:52.407	1:45.694
128	15	26 Blanchemain - Pla	Saintéloc Racing	12:20:28.952	1:42.655

The Stewards:





Autodromo Int. do Algarve
International GT Open
Free Practice - 1
Provisional Results by Category



PROAM																
Cls	Nº	Entrant/Team	Nat	Driver 1	Nat	Driver 2	Nat	Vehicle	Cat	Cls	Laps	Best	Time	Gap	Interval	Km/h
1	54	CBRX by SPS	DEU	Dexter Müller	CHE	Yannick Mettler	CHE	Mercedes AMG GT3 EVO	PROAM	1	26	3	1:41.732			164.6
2	18	Dinamic GT	ITA	Philipp Sager	AUT	Christian Engelhart	DEU	Porsche 911 GT3 R EVO (992)	PROAM	2	21	4	1:41.886	0.154	0.154	164.4
3	75	Team ISR	CZE	Filip Salaquarda	CZE	Libor Milota	CZE	Audi R8 LMS GT3 Evo II	PROAM	3	18	6	1:42.206	0.474	0.320	163.8
4	55	AF Corse	FRA	Laurent De Meeus	BEL	Vincent Abril	FRA	Ferrari 296 GT3 EVO	PROAM	4	22	4	1:42.244	0.512	0.038	163.8
5	777	Olimp Racing	POL	Marcin Jedliński	POL	Karol Basz	POL	Ferrari 296 GT3 EVO	PROAM	5	16	14	1:42.361	0.629	0.117	163.6
6	26	Saintéloc Racing	FRA	Michaël Blanchemain	FRA	Jim Pla	FRA	Audi R8 LMS GT3 Evo II	PROAM	6	25	8	1:42.383	0.651	0.022	163.6
7	11	Fach Auto Tech	CHE	Alexander Schwarzer	MEX	Alexander Fach	CHE	Porsche 911 GT3 R EVO (992)	PROAM	7	25	5	1:42.814	1.082	0.431	162.9
8	81	Norik Racing	JPN	Norikazu Shibata	JPN	Charles Fagg	GBR	Ferrari 296 GT3	PROAM	8	17	8	1:43.208	1.476	0.394	162.3
9	97	Blackthorn	GBR	Charles Bateman	GBR	Henrique Chaves	PRT	Aston Martin AMR Vantage GT3 E	PROAM	9	26	8	1:43.487	1.755	0.279	161.8
10	24	Greystone GT	GBR	Andrey Borodin	IND	Oliver Webb	GBR	McLaren 720s GT3 Evo	PROAM	10	11	3	1:43.620	1.888	0.133	161.6
11	88	Track Focused	GBR	Darren Kell	GBR	James Kell	GBR	McLaren 720 Evo GT3	PROAM	11	18	8	1:44.522	2.790	0.902	160.2
12	25	Into Africa Racing by Dragon Racing Intl.	UNK	Xolile Letlaka	ZAF	Axcil Jefferies	ZWE	Ferrari 296 GT3	PROAM	12	26	17	1:46.392	4.660	1.870	157.4

PRO																
Cls	Nº	Entrant/Team	Nat	Driver 1	Nat	Driver 2	Nat	Vehicle	Cat	Cls	Laps	Best	Time	Gap	Interval	Km/h
1	17	Elite Motorsport with Entire Race Engineering	GBR	Tom Emson	GBR	Tom Lebbon	GBR	Ferrari 296 GT3 EVO	PRO	1	21	3	1:42.024			164.1
2	911	ZRS Motorsport	ITA	Pietro Armani	ITA	Alex Fontana	CHE	Porsche 911 GT3 R EVO (992)	PRO	2	24	22	1:42.048	0.024	0.024	164.1
3	71	Team Motopark	DEU	Christian Mansell	AUS	Maximilian Götz	DEU	Mercedes AMG GT3 EVO	PRO	3	11	10	1:42.142	0.118	0.094	163.9
4	51	AF Corse	ITA	Rafael Durán	ESP	Tommaso Mosca	ITA	Ferrari 296 GT3 EVO	PRO	4	26	6	1:42.201	0.177	0.059	163.9
5	28	Team Motopark	DEU	Marcelo Ramírez	MEX	Dominik Baumann	AUT	Mercedes AMG GT3 EVO	PRO	5	11	7	1:42.461	0.437	0.260	163.4
6	33	Greystone GT	GBR	Zac Meakin	GBR	Dean Macdonald	GBR	McLaren 720s GT3 Evo	PRO	6	26	25	1:42.505	0.481	0.044	163.4
7	96	AF Corse	ITA	Yaroslav Veselaho	UNK	Thomas Neubauer	FRA	Ferrari 296 GT3 EVO	PRO	7	17	12	1:42.658	0.634	0.153	163.1

AM																
Cls	Nº	Entrant/Team	Nat	Driver 1	Nat	Driver 2	Nat	Vehicle	Cat	Cls	Laps	Best	Time	Gap	Interval	Km/h
1	5	Olimp Racing	POL	Stanislaw Jedliński	POL	Krystian Korzeniowski	POL	Ferrari 296 GT3	AM	1	17	15	1:42.774			162.9
2	16	AF Corse	ITA	Marcelo Hahn	BRA	Galid Osman	BRA	Ferrari 296 GT3	AM	2	22	6	1:42.792	0.018	0.018	162.9
3	6	Baron Motorsport Team	AUT	Andrzej Lewandowski	POL	Adrian Lewandowski	POL	Ferrari 296 GT3	AM	3	18	7	1:43.819	1.045	1.027	161.3
4	79	Sendom Racing Team	POL	Seweryn Mazur	POL			Lamborghini Huracan Evo 2	AM	4	23	22	1:43.969	1.195	0.150	161.1
5	14	Good Speed Racing Team	POL	Piotr Wira	POL			Aston Martin AMR Vantage GT3 E	AM	5	14	4	1:44.147	1.373	0.178	160.8
6	12	Fach Auto Tech	CHE	Joel Monegro Reyes	DNK			Porsche 911 GT3 R EVO (992)	AM	6	22	4	1:44.593	1.819	0.446	160.1
7	77	Grupo Prom Racing Team	DEU	Alfredo Hernández	MEX			Mercedes AMG GT3 EVO	AM	7	28	27	1:46.601	3.827	2.008	157.1

Published at:.....

Track Temp: 31.9 °C Air Temp: 26.8 °C Humidity: 35 % Track Status: DRY

Race Director:

Alessandro Ferrari

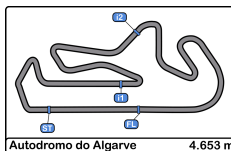
ACI DGA 392080

Timekeeper:

Luis Garcia

JOB-2654-ESP/M





Autodromo Int. do Algarve
International GT Open
Free Practice - 1
Lap Analysis



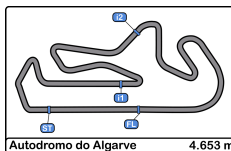
5 Stanislaw Jedliński Ferrari 296 GT3 **11** Alexander Schwarzer Porsche 911 GT3 R EVO (992)

AM						PROAM									
Krystian Korzeniewski						Alexander Fach									
Lap	D	Time	Sector 1	Sector 2	Sector 3	T. Spd	Elapsed	Lap	D	Time	Sector 1	Sector 2	Sector 3	T. Spd	Elapsed
1		11:23:55.626	11:22:34.103	37.687	43.836		11:23:55.626	1		11:21:52.012	11:20:37.695	34.995	39.322		11:21:52.012
2		1:53.296	35.495	35.983	41.818	255.3	11:25:48.922	2		1:43.045	32.355	32.761	37.929	262.1	11:23:35.057
3		1:56.234	35.094	36.211	44.929	254.1	11:27:45.156	3		1:42.811	32.300	32.628	37.883	261.5	11:25:17.868
4		2:00.503	37.270	38.338	44.895	247.7	11:29:45.659	4		1:42.843	32.316	32.676	37.851	260.8	11:27:00.711
5		2:01.486	38.305	38.621	44.560	251.1	11:31:47.145	5		1:42.814	32.167	32.739	37.908	259.6	11:28:43.525
6		2:00.510	37.626	38.566	44.318	252.3	11:33:47.655	6		1:40.165 P	32.310	32.953	43.902	260.8	11:30:32.690
7		1:58.963	36.614	37.495	44.854	254.1	11:35:46.618	7		4:06.356	2:55.250	33.046	38.060		11:34:39.046
8		1:56.948	36.516	37.102	43.330	251.1	11:37:43.566	8		1:43.076	32.315	32.871	37.890	262.1	11:36:22.122
9		1:53.829	36.019	36.263	41.547	254.1	11:39:37.395	9		1:43.108	32.245	32.740	38.123	260.2	11:38:05.230
10		1:55.468	37.346	36.351	41.771	253.5	11:41:32.863	10		1:49.739 P	32.199	32.754	44.786	260.8	11:39:54.969
11		1:51.859	35.359	35.179	41.321	255.9	11:43:24.722	11		3:02.237	1:49.048	34.028	39.161		11:42:57.206
12		2:03.567 P	35.512	35.520	52.535	259.6	11:45:28.289	12		1:46.336	33.268	33.848	39.220	260.2	11:44:43.542
13		4:41.480	3:29.167	33.691	38.622		11:50:09.769	13		1:45.828	33.040	33.969	38.819	259.6	11:46:29.370
14		1:42.818	32.217	32.589	38.012	264.7	11:51:52.587	14		1:45.614	33.303	33.731	38.580	260.2	11:48:14.984
15		1:42.774	32.319	32.440	38.015	264.7	11:53:35.361	15		1:46.527	34.243	33.536	38.748	260.2	11:50:01.511
16		1:49.147 P	32.107	32.539	44.501	266.0	11:55:24.508	16		1:44.907	32.951	33.580	38.376	259.6	11:51:46.418
17		3:05.142 P	1:47.838	33.101	44.203		11:58:29.650	17		1:45.458	33.034	33.545	38.879	259.6	11:53:31.876
18			4:11.867					18		1:46.262	32.820	34.282	39.160	258.3	11:55:18.138

6 Andrzej Lewandowski Ferrari 296 GT3 **12** Joel Monegro Reyes Porsche 911 GT3 R EVO (992)

AM						AM									
Adrian Lewandowski						Fach Auto Tech									
Lap	D	Time	Sector 1	Sector 2	Sector 3	T. Spd	Elapsed	Lap	D	Time	Sector 1	Sector 2	Sector 3	T. Spd	Elapsed
1		11:23:29.651	11:22:06.988	39.107	43.556		11:23:29.651	1		11:21:52.802	11:20:38.494	34.505	39.803		11:21:52.802
2		1:55.479	39.107	35.224	41.148	235.8	11:25:25.130	2		1:44.715	32.828	33.364	38.523	262.1	11:23:37.517
3		1:50.777	33.655	36.146	40.976	261.5	11:27:15.907	3		1:45.988	33.481	33.536	38.971	260.2	11:25:23.505
4		1:51.128	33.132	36.231	41.765	263.4	11:29:07.035	4		1:44.593	32.810	33.215	38.568	261.5	11:27:08.098
5		1:44.384	32.760	33.254	38.370	266.0	11:30:51.419	5		1:44.820	32.849	33.486	38.485	263.4	11:28:52.918
6		1:43.825	32.285	32.995	38.545	265.3	11:32:35.244	6		2:28.428 P	1:05.515	36.069	46.844	263.4	11:31:21.346
7		1:43.819	32.295	33.363	38.161	268.6	11:34:19.063	7		5:47.383	4:34.635	33.385	39.363		11:37:08.729
8		3:38.964	2:25.123	34.688	39.153	264.0	11:37:58.027	8		1:45.120	33.036	33.283	38.801	255.3	11:38:53.849
9		1:56.112 P	32.661	33.711	49.740	266.0	11:39:54.139	9		1:44.689	32.742	33.162	38.785	261.5	11:40:38.538
10		1:49.365	9:26.890	33.220	39.255	264.0	11:50:33.504	10		1:44.517	32.760	33.125	38.632	262.1	11:42:23.055
11		1:44.876	32.955	33.115	38.806	264.0	11:52:18.380	11		1:45.117	32.930	33.349	38.838	262.1	11:44:08.172
12		1:44.658	32.702	32.983	38.973	266.0	11:54:03.038	12		1:53.712 P	32.928	33.564	47.220	262.1	11:46:01.884
13		1:44.370	32.563	32.903	38.904	266.6	11:55:47.408	13		4:26.167	3:12.964	34.030	39.173		11:50:28.051
14		1:55.874 P	32.666	35.813	47.395	264.7	11:57:43.282	14		1:45.372	32.866	33.337	39.169	260.2	11:52:13.423
15		1:49.761	16:18.364	34.849	40.548		12:15:17.043	15		1:45.330	33.006	33.156	39.168	260.8	11:53:58.753
16		3:30.948	2:19.064	33.328	38.556	265.3	12:18:47.991	16		1:45.672	33.085	33.419	39.168	262.7	11:55:44.425
17		1:44.322	32.615	33.036	38.671	266.6	12:20:32.313	17		1:54.110 P	32.995	33.203	47.912	262.7	11:57:38.535
18		2:02.169 P	35.495	37.468	49.206	266.0	12:22:34.482	18		1:45.086	15:41.764	33.626	39.696		12:14:33.621
								19		1:47.094	33.538	34.052	39.504	259.6	12:16:20.715
								20		1:45.998	33.108	33.416	39.474	263.4	12:18:06.713
								21		1:45.694	33.487	33.302	38.905	255.3	12:19:52.407
								22		1:53.886 P	33.119	33.998	46.769	264.7	12:21:46.293





Autodromo Int. do Algarve
International GT Open
Free Practice - 1
Lap Analysis



14	Piotr Wira	Aston Martin AMR Vantage GT3 EVO	17	Tom Emson	Ferrari 296 GT3 EVO
AM		Good Speed Racing Team	PRO	Tom Lebbon	Elite Motorsport with Entire Race

Lap	D	Time	Sector 1	Sector 2	Sector 3	T. Spd	Elapsed	Lap	D	Time	Sector 1	Sector 2	Sector 3	T. Spd	Elapsed
1		11:24:34.337	11:23:21.351	34.486	38.500		11:24:34.337	1		11:23:11.401	11:21:54.767	36.940	39.694		11:23:11.401
2		1:45.539	33.137	33.932	38.470	260.2	11:26:19.876	2		1:42.528	32.222	32.615	37.691	260.8	11:24:53.929
3		1:44.500	32.639	33.513	38.348	260.2	11:28:04.376	3		1:42.024	32.183	32.416	37.425	263.4	11:26:35.953
4		1:44.147	32.546	33.275	38.326	262.1	11:29:48.523	4		1:43.271	32.157	33.576	37.538	262.7	11:28:19.224
5		1:54.538 P	35.125	34.107	45.306	264.0	11:31:43.061	5		1:48.299 P	32.010	32.535	43.744	264.0	11:30:07.513
6		14:48.470	13:36.454	33.582	38.434		11:46:31.531	6		4:24.125	3:11.521	33.949	38.655		11:34:31.638
7		1:44.266	32.654	33.075	38.537	261.5	11:48:15.797	7		1:43.555	32.702	32.930	37.923	261.5	11:36:15.193
8		1:46.787	34.100	33.732	38.955	262.7	11:50:02.584	8		1:44.134	32.783	33.279	38.072	262.7	11:37:59.327
9		1:44.848	32.647	33.388	38.813	263.4	11:51:47.432	9		1:43.891	32.579	33.112	38.200	263.4	11:39:43.218
10		1:52.504 P	32.555	33.561	46.478	262.7	11:53:40.026	10		1:44.262	32.431	33.166	38.665	261.5	11:41:27.480
11		3:39.920	2:27.088	33.524	39.308		11:57:19.946	11		1:50.142 P	33.078	33.281	43.783	260.2	11:43:17.622
12		3:08.985 P	1:37.882	39.625	51.478	264.7	12:00:28.931	12		2:59.316	1:48.125	33.163	38.028		11:46:16.938
13		16:24.892 P	14:35.878	49.071	59.943		12:16:53.823	13		1:43.076	32.408	32.816	37.852	262.1	11:48:00.014
14		3:37.504 P	2:03.819	38.458	55.227		12:20:31.327	14		1:43.669	32.642	32.966	38.061	264.0	11:49:43.683

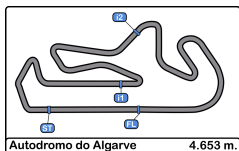
16	Marcelo Hahn	Ferrari 296 GT3			
AM	Galid Osman	AF Corse			

Lap	D	Time	Sector 1	Sector 2	Sector 3	T. Spd	Elapsed	Lap	D	Time	Sector 1	Sector 2	Sector 3	T. Spd	Elapsed
1		11:24:34.991 P	11:23:10.713	35.841	48.437		11:24:34.991	15		1:48.830 P	32.495	32.991	43.344	264.0	11:51:32.513
2		3:18.578	2:06.352	33.646	38.580		11:27:53.569	16		2:58.153	1:46.995	32.929	38.229		11:54:30.666
3		1:47.184	32.906	34.187	40.091	260.8	11:29:40.753	17		1:43.388	32.350	32.849	38.189	264.0	11:56:14.054
4		1:44.049	32.783	32.973	38.263	261.5	11:31:24.772	18		1:46.909	32.452	33.781	40.676	265.3	11:58:00.963
5		1:42.894	32.376	32.796	37.722	260.8	11:33:07.666	19		1:49.794 P	32.732	33.203	43.859	265.3	11:59:50.757
6		1:42.792	32.356	32.655	37.781	262.1	11:34:50.458	20		2:59.341	1:47.744	33.417	38.180		12:02:50.098
7		1:49.140	34.365	35.185	39.590	262.7	11:36:39.598	21		2:32.953 P	33.012	49.956	1:09.985	264.0	12:05:23.051
8		1:51.910 P	32.634	32.712	46.564	260.8	11:38:31.508								
9		4:45.049	3:32.525	33.684	38.840		11:43:16.557								
10		1:45.331	33.080	33.541	38.710	260.8	11:45:01.888								
11		1:45.971	32.941	33.769	39.261	261.5	11:46:47.859								
12		1:53.736 P	33.280	33.863	46.593	260.2	11:48:41.595								
13		10:52.784	9:39.776	33.720	39.288		11:59:34.379								
14		1:46.568	33.361	33.817	39.390	258.3	12:01:20.947								
15		1:46.681	33.260	33.979	39.442	260.8	12:03:07.628								
16		3:03.289 P	45.975	1:01.175	1:16.139	259.6	12:06:10.917								
17		7:47.844	6:32.633	35.303	39.908		12:13:58.761								
18		1:48.359	33.699	34.776	39.884	257.7	12:15:47.120								
19		1:46.177	33.215	34.033	38.929	260.2	12:17:33.297								
20		1:45.906	33.140	33.651	39.115	260.2	12:19:19.203								
21		1:45.683	33.152	33.768	38.763	260.8	12:21:04.886								
22		1:57.585 P	32.835	33.724	51.026	261.5	12:23:02.471								

18	Philipp Sager	Porsche 911 GT3 R EVO (992)			
	PROAM	Christian Engelhart			Dinamic GT

Lap	D	Time	Sector 1	Sector 2	Sector 3	T. Spd	Elapsed
1		11:23:25.582	11:22:05.321	36.720	43.541		11:23:25.582
2		1:42.678	32.166	32.775	37.737	263.4	11:25:08.260
3		1:42.589	32.184	32.764	37.641	264.0	11:26:50.849
4		1:41.886	31.912	32.515	37.459	264.0	11:28:32.735
5		1:43.977	33.356	32.705	37.916	266.0	11:30:16.712
6		1:47.803 P	32.073	32.756	42.974	266.6	11:32:04.515
7		7:33.683	6:21.511	33.111	39.061		11:39:38.198
8		1:47.001	34.824	33.663	38.514	264.0	11:41:25.199
9		1:42.647	32.334	32.471	37.842	263.4	11:43:07.846
10		1:47.236 P	32.110	32.532	42.594	266.6	11:44:55.082
11		5:16.429	4:01.429	34.320	40.680		11:50:11.511
12		1:46.333	33.744	33.352	39.237	261.5	11:51:57.844
13		1:45.967	33.288	33.455	39.224	263.4	11:53:43.811
14		1:44.889	32.921	33.333	38.635	264.7	11:55:28.700
15		1:45.388	32.791	33.278	39.319	265.3	11:57:14.088
16		1:53.845 P	33.257	33.440	47.118	263.4	11:59:07.903
17		14:39.061	13:24.118	34.758	40.185		12:13:46.964
18		1:40.404	35.709	34.330	39.065	264.7	12:15:36.068
19		1:46.879	33.783	33.776	39.320	266.0	12:17:22.947
20		1:45.571	33.172	33.570	38.829	265.3	12:19:08.518
21		1:54.429 P	32.979	33.742	47.708	267.3	12:21:02.947



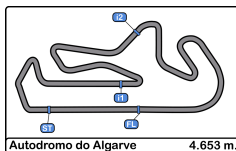


Autodromo Int. do Algarve
International GT Open
Free Practice - 1
Lap Analysis



24							26								
PROAM			McLaren 720s GT3 Evo				PROAM			Audi R8 LMS GT3 Evo II					
Lap	D	Time	Sector 1	Sector 2	Sector 3	T. Spd	Elapsed	Lap	D	Time	Sector 1	Sector 2	Sector 3	T. Spd	Elapsed
1		11:56:21.829	11:55:09.750	33.549	38.530		11:56:21.829	1		11:21:49.126	11:20:37.336	33.206	38.584		11:21:49.126
2		4:43.482	32.483	32.896	38.103	262.7	11:58:05.311	2		4:43.180	32.415	32.696	38.069	262.1	11:23:32.306
3		1:43.620	32.570	32.854	38.196	264.0	11:59:48.931	3		4:43.347	32.695	32.582	38.040	265.3	11:25:15.623
4		4:45.590	33.159	33.317	39.114	265.3	12:01:34.521	4		1:48.926 P	32.146	32.384	44.396	264.7	11:27:04.549
5		4:43.687	32.346	33.027	38.314	264.0	12:03:18.208	5		3:05.391	1:48.976	36.092	40.323		11:30:09.940
6		3:16.725 P	59.050	1:01.385	1:16.290	137.5	12:06:34.933	6		1:43.325	32.132	32.201	38.992	265.3	11:31:53.265
7		9:09.974	7:52.411	34.493	43.070		12:15:44.907	7		4:46.393	32.085	33.069	41.239	265.3	11:33:39.658
8		4:53.554	34.731	37.100	41.720	260.2	12:17:38.458	8		1:42.383	32.172	32.395	37.816	266.0	11:35:22.041
9		1:50.433	34.636	35.204	40.593	259.6	12:19:28.891	9		4:50.525 P	32.387	32.737	45.401	266.6	11:37:12.566
10		1:49.393	34.617	34.596	40.180	258.3	12:21:18.284	10		4:37.661	3:23.818	33.431	40.412		11:41:50.227
11		2:14.568 P	39.703	40.617	54.248	204.1	12:23:32.852	11		1:44.875	33.113	33.286	38.476	262.1	11:43:35.102
25							28								
PROAM			Ferrari 296 GT3				PRO			Mercedes AMG GT3 EVO					
Lap	D	Time	Sector 1	Sector 2	Sector 3	T. Spd	Elapsed	Lap	D	Time	Sector 1	Sector 2	Sector 3	T. Spd	Elapsed
1		11:22:49.034 P	11:21:24.866	36.095	48.073		11:22:49.034	1		11:57:26.031	11:56:10.313	34.658	41.060		11:57:26.031
2		4:40.251	3:19.672	41.721	38.858		11:27:29.285	2		1:46.023	33.833	33.450	38.740	263.4	11:59:12.054
3		4:42.466	32.064	32.601	37.801	263.4	11:29:11.751	3		4:43.546	32.728	32.790	38.028	265.3	12:00:55.600
4		1:48.598	32.176	32.464	43.958	266.0	11:31:00.349	4		4:43.068	32.419	32.699	37.950	266.6	12:02:38.668
5		4:42.394	32.071	32.678	37.645	265.3	11:32:42.743	5		2:42.054 P	32.545	52.933	1:16.576	266.6	12:05:20.722
6		4:42.478	32.081	32.561	37.536	267.3	11:34:24.921	6		8:02.753	6:49.555	33.188	40.010		12:13:23.475
7		1:50.546 P	32.144	32.591	45.811	266.6	11:36:15.467	7		1:42.461	32.214	32.613	37.634	267.3	12:15:05.936
8		6:21.706	5:05.862	35.128	40.716		11:42:37.173	8		1:44.543	32.007	32.752	39.784	270.0	12:16:50.479
9		2:00.409 P	34.692	35.971	49.746	260.2	11:44:37.582	9		1:48.291	32.215	32.760	43.316	269.3	12:18:38.770
10		2:36.659	1:21.406	34.314	40.939		11:47:14.241	10		1:42.529	32.083	32.559	37.887	269.3	12:20:21.299
11		1:48.106	33.837	33.945	40.324	260.2	11:49:02.347	11		1:52.476 P	32.519	33.091	46.866	268.6	12:22:13.775
12		1:47.849	33.807	33.937	40.105	260.8	11:50:50.196								
13		1:48.051	34.190	34.042	39.819	260.8	11:52:38.247								
14		1:46.787	33.641	33.619	39.527	262.7	11:54:25.034								
15		1:46.897	33.586	33.672	39.639	264.0	11:56:11.931								
16		1:50.265	33.745	35.968	40.552	263.4	11:58:02.196								
17		1:46.392	33.409	33.649	39.334	266.0	11:59:48.588								
18		1:47.161	33.485	34.155	39.521	265.3	12:01:35.749								
19		4:47.504	34.068	33.545	39.891	266.6	12:03:23.253								
20		3:28.656 P	1:10.854	1:00.879	1:16.923	77.6	12:06:51.909								
21		7:13.174	5:56.006	34.822	42.346		12:14:05.083								
22		1:56.271	34.991	39.295	41.985	254.1	12:16:01.354								
23		4:47.298	33.831	33.741	39.726	261.5	12:17:48.652								
24		1:48.115	33.905	34.615	39.595	263.4	12:19:36.767								
25		1:46.791	33.608	33.870	39.313	265.3	12:21:23.558								
26		1:58.387 P	36.359	34.782	47.246	266.0	12:23:21.945								





Autodromo Int. do Algarve
International GT Open
Free Practice - 1
Lap Analysis

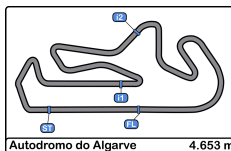


33 Zac Meakin McLaren 720s GT3 Evo **51** Rafael Durán Ferrari 296 GT3 EVO

PRO Dean Macdonald Greystone GT PRO Tommaso Mosca AF Corse

Lap	D	Time	Sector 1	Sector 2	Sector 3	T. Spd	Elapsed	Lap	D	Time	Sector 1	Sector 2	Sector 3	T. Spd	Elapsed
1		11:22:34.105	11:21:18.570	37.086	38.449		11:22:34.105	1		11:22:00.626	11:20:43.742	36.524	40.360		11:22:00.626
2		1:43.406	32.671	32.821	37.614	260.8	11:24:17.211	2		1:46.986	32.441	32.468	42.077	263.4	11:23:47.612
3		1:42.329	32.179	32.609	37.541	262.7	11:25:59.540	3		1:42.584	32.148	32.653	37.783	263.4	11:25:30.196
4		1:43.964	33.209	32.950	37.805	264.0	11:27:43.504	4		1:46.187	32.742	35.390	38.055	265.3	11:27:16.383
5		1:42.878	32.368	32.839	37.671	263.4	11:29:26.382	5		1:49.416	32.776	35.290	41.350	267.3	11:29:05.799
6		1:43.596	32.981	32.986	37.629	264.7	11:31:09.978	6		1:42.201	32.048	32.402	37.751	267.3	11:30:48.000
7		1:42.762	32.189	32.662	37.911	264.0	11:32:52.740	7		1:46.770	31.898	32.868	42.004	269.3	11:32:34.770
8		1:48.249 P	32.180	32.637	43.432	264.7	11:34:40.989	8		1:42.442	32.031	32.641	37.770	266.6	11:34:17.212
9		3:59.068	2:48.184	33.083	37.801		11:38:40.057	9		1:42.410	32.037	32.562	37.811	267.9	11:35:59.622
10		1:43.027	32.495	32.804	37.728	262.7	11:40:23.084	10		1:40.564 P	32.061	33.311	44.189	266.6	11:37:49.183
11		1:42.753	32.380	32.613	37.760	263.4	11:42:05.837	11		8:20.589	7:04.741	34.503	41.345		11:46:09.772
12		1:43.412	32.607	32.796	38.009	264.0	11:43:49.249	12		1:46.009	33.976	33.541	38.492	264.0	11:47:55.781
13		1:43.243	32.498	32.784	37.961	264.7	11:45:32.492	13		1:44.124	32.580	32.946	38.598	267.3	11:49:39.905
14		1:49.572 P	32.384	32.846	44.342	264.7	11:47:22.064	14		1:44.015	32.521	32.933	38.561	267.3	11:51:23.920
15		2:58.720	1:47.599	33.117	38.004		11:50:20.784	15		1:43.719	32.312	32.686	38.721	266.6	11:53:07.639
16		1:42.905	32.316	32.761	37.828	264.0	11:52:03.689	16		1:44.345	32.464	33.366	38.515	267.3	11:54:51.984
17		1:43.275	32.416	32.720	38.139	265.3	11:53:46.964	17		1:46.214	32.303	34.858	39.053	269.3	11:56:38.198
18		1:50.473	32.483	33.175	44.815	266.6	11:55:37.437	18		1:44.166	32.340	33.040	38.786	267.9	11:58:22.364
19		1:42.926	32.264	32.691	37.971	265.3	11:57:20.363	19		1:44.419	32.707	33.108	38.604	267.3	12:00:06.783
20		1:58.554 P	37.253	34.842	46.459	269.3	11:59:18.917	20		1:44.344	32.528	32.944	38.869	269.3	12:01:51.124
21		15:21.340	14:08.817	33.021	39.502		12:14:40.257	21		2:00.944 P	33.314	33.707	53.890	268.6	12:03:52.035
22		1:43.651	32.432	33.206	38.013	263.4	12:16:23.908	22		11:23.020	10:11.095	33.331	38.594		12:15:15.055
23		1:42.762	32.415	32.493	37.854	266.0	12:18:06.670	23		1:42.670	32.185	32.603	37.882	268.6	12:16:57.725
24		1:42.669	32.328	32.481	37.860	264.0	12:19:49.339	24		1:43.336	32.041	32.924	38.371	269.3	12:18:41.061
25		1:42.505	32.169	32.471	37.865	266.6	12:21:31.844	25		1:42.691	32.218	32.529	37.944	267.9	12:20:23.752
26		2:04.315 P	33.658	35.657	55.000	266.6	12:23:36.159	26		1:52.875 P	31.997	32.680	48.198	270.6	12:22:16.627





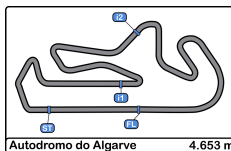
Autodromo Int. do Algarve
International GT Open
Free Practice - 1
Lap Analysis



54							71											
PROAM			Dexter Müller				Mercedes AMG GT3 EVO				PRO			Christian Mansell				
PROAM			Yannick Mettler				CBRX by SPS				PRO			Maximilian Götz				
Lap	D	Time	Sector 1	Sector 2	Sector 3	T. Spd	Elapsed	Lap	D	Time	Sector 1	Sector 2	Sector 3	T. Spd	Elapsed			
1		11:27:05.966	11:25:52.542	33.747	39.677		11:27:05.966	1		11:57:49.256	11:56:24.924	35.826	48.506		11:57:49.256			
2		1:42.460	32.352	32.956	37.152	265.3	11:28:48.426	2		2:09.072	44.277	42.947	41.848	264.7	11:59:58.328			
3		1:41.732	31.921	32.647	37.164	266.6	11:30:30.158	3		1:42.233	32.153	32.579	37.501	266.0	12:01:40.561			
4		1:42.113	32.040	32.739	37.334	267.3	11:32:12.271	4		1:42.437	31.935	32.436	38.066	267.9	12:03:22.998			
5		1:42.089	31.992	32.577	37.520	266.6	11:33:54.360	5		3:26.755 P	1:10.106	1:01.059	1:15.590	79.1	12:06:49.753			
6		1:50.356 P	32.211	33.595	44.550	266.6	11:35:44.716	6		7:03.211	5:51.739	33.542	37.930		12:13:52.964			
7		3:40.094	2:27.792	33.584	38.718		11:39:24.810	7		1:43.277	32.860	32.703	37.714	264.7	12:15:36.241			
8		1:44.335	33.049	33.119	38.167	263.4	11:41:09.145	8		1:43.489	32.200	32.727	38.562	268.6	12:17:19.730			
9		1:45.135	33.025	33.429	38.681	264.7	11:42:54.280	9		1:47.371	32.154	32.622	42.595	267.9	12:19:07.101			
10		1:44.574	33.053	33.249	38.272	263.4	11:44:38.854	10		1:42.142	32.104	32.570	37.468	267.9	12:20:49.243			
11		1:44.499	32.713	33.357	38.429	265.3	11:46:23.353	11		2:10.699 P	37.984	39.975	52.740	252.9	12:22:59.942			
12		1:44.444	32.875	33.138	38.431	265.3	11:48:07.797	75							Filip Salaquarda		Audi R8 LMS GT3 Evo II	
13		1:44.222	32.565	33.214	38.443	266.0	11:49:52.019	PROAM			Libor Milota				Team ISR			
14		1:52.262 P	32.845	33.236	46.181	266.0	11:51:44.281	Lap	D	Time	Sector 1	Sector 2	Sector 3	T. Spd	Elapsed			
15		3:02.555	1:51.069	33.285	38.201		11:54:46.836	1		11:29:00.397	11:27:39.645	41.165	39.587		11:29:00.397			
16		1:44.227	32.687	33.327	38.213	266.6	11:56:31.063	2		1:46.273	34.632	33.226	38.415	265.3	11:30:46.670			
17		1:44.426	33.053	33.309	38.064	267.9	11:58:15.489	3		1:42.804	32.170	32.715	37.919	266.0	11:32:29.474			
18		1:46.055	33.520	33.043	39.492	267.9	12:00:01.544	4		1:42.768	32.125	32.721	37.922	268.6	11:34:12.242			
19		1:44.538	32.930	33.399	38.209	265.3	12:01:46.082	5		1:42.681	32.187	32.549	37.945	267.3	11:35:54.923			
20		2:02.331 P	34.250	33.562	54.519	267.9	12:03:48.413	6		1:42.206	32.098	32.485	37.623	265.3	11:37:37.129			
21		9:32.613	8:21.003	33.673	37.937		12:13:21.026	7		4:51.076 P	32.335	33.353	45.388	267.9	11:39:28.205			
22		1:43.351	32.522	33.021	37.808	265.3	12:15:04.377	8		3:10.894	1:56.681	33.927	40.286		11:42:39.099			
23		1:44.801	32.443	33.226	39.132	265.3	12:16:49.178	9		1:46.711	33.053	33.334	40.324	264.7	11:44:25.810			
24		1:43.314	32.309	33.106	37.896	264.7	12:18:32.489	10		1:44.301	32.640	33.208	38.453	267.3	11:46:10.111			
25		1:43.713	32.425	33.034	38.254	264.7	12:20:16.202	11		1:44.429	32.728	33.081	38.620	270.0	11:47:54.540			
26		1:51.156 P	32.497	33.125	45.534	267.3	12:22:07.358	12		1:43.751	32.481	32.969	38.301	265.3	11:49:38.291			

55							75										
PROAM			Laurent De Meeus				Ferrari 296 GT3 EVO				PROAM			Filip Salaquarda			
PROAM			Vincent Abril				AF Corse				PROAM			Libor Milota			
Lap	D	Time	Sector 1	Sector 2	Sector 3	T. Spd	Elapsed	Lap	D	Time	Sector 1	Sector 2	Sector 3	T. Spd	Elapsed		
1		11:24:52.253	11:23:37.520	34.444	40.289		11:24:52.253	12		1:43.751	32.481	32.969	38.301	265.3	11:49:38.291		
2		1:42.237	31.952	32.446	37.839	265.3	11:26:34.490	13		1:43.693	32.540	32.911	38.242	266.6	11:51:21.984		
3		1:43.727	32.619	33.206	37.902	265.3	11:28:18.217	14		1:43.671	32.406	32.744	38.521	265.3	11:53:05.655		
4		1:42.244	31.973	32.580	37.691	266.6	11:30:00.461	15		1:42.984	32.209	32.663	38.112	266.6	11:54:48.639		
5		1:52.952 P	33.455	34.324	45.173	267.3	11:31:53.413	16		1:50.072 P	32.726	33.351	43.995	270.6	11:56:38.711		
6		1:41.428	2:56.755	34.656	39.717		11:36:04.541	17		3:14.412 P	1:50.177	36.005	48.230		11:59:53.123		
7		1:46.760	33.534	34.099	39.127	261.5	11:37:51.301	18		3:04.186 P	1:44.019	36.147	44.020		12:02:57.309		
8		1:46.784	33.417	33.830	39.537	262.1	11:39:38.085										
9		1:49.086	34.622	33.582	40.882	263.4	11:41:27.171										
10		1:47.328	33.210	34.810	39.308	263.4	11:43:14.499										
11		1:44.980	33.089	33.371	38.520	262.1	11:44:59.479										
12		1:45.098	33.003	33.199	38.896	265.3	11:46:44.577										
13		1:44.870	32.946	33.352	38.572	264.7	11:48:29.447										
14		1:54.907 P	33.647	34.438	46.822	264.7	11:50:24.354										
15		11:23.413	10:12.200	33.102	38.111		12:01:47.767										
16		1:57.745 P	32.191	32.821	52.733	267.9	12:03:45.512										
17		9:39.521	8:26.718	32.915	39.888		12:13:25.033										
18		1:43.120	32.359	32.695	38.066	266.6	12:15:08.153										
19		1:43.151	32.353	32.814	37.984	267.9	12:16:51.304										
20		1:42.984	32.088	32.903	37.993	270.0	12:18:34.288										
21		1:42.977	32.056	32.914	38.007	269.3	12:20:17.265										
22		1:53.358 P	33.968	33.799	45.591	270.0	12:22:10.623										





Autodromo Int. do Algarve
International GT Open
Free Practice - 1
Lap Analysis



77 Alfredo Hernández Mercedes AMG GT3 EVO **81** Norikazu Shibata Ferrari 296 GT3

AM							Grupo Prom Racing Team		PROAM		Charles Fagg		Norik Racing		
Lap	D	Time	Sector 1	Sector 2	Sector 3	T. Spd	Elapsed	Lap	D	Time	Sector 1	Sector 2	Sector 3	T. Spd	Elapsed
1		11:22:16.580	11:20:55.052	38.698	42.830		11:22:16.580	1		11:25:29.365	11:24:13.767	35.380	40.218		11:25:29.365
2		1:51.328	35.144	35.282	40.902	253.5	11:24:07.908	2		1:51.376	33.359	36.252	41.765	263.4	11:27:20.741
3		1:50.265	34.538	34.912	40.815	257.1	11:25:58.173	3		1:46.769	33.422	34.236	39.111	261.5	11:29:07.510
4		1:49.944	34.447	35.213	40.284	258.3	11:27:48.117	4		2:11.487 P	33.437	33.429	1:04.621	267.9	11:31:18.997
5		1:49.079	34.167	34.701	40.211	258.9	11:29:37.196	5		22:26.689	21:14.770	33.275	38.644		11:53:45.686
6		1:48.135	33.933	34.061	40.141	260.2	11:31:25.331	6		1:43.569	32.427	33.041	38.101	263.4	11:55:29.255
7		1:47.473	33.751	34.245	39.477	261.5	11:33:12.804	7		1:48.918	32.704	33.235	42.979	265.3	11:57:18.173
8		1:55.829 P	33.772	34.480	47.577	260.8	11:35:08.633	8		1:43.208	32.340	32.922	37.946	264.0	11:59:01.381
9		2:58.386	1:43.094	34.675	40.617		11:38:07.019	9		1:43.362	32.326	32.998	38.038	265.3	12:00:44.743
10		1:47.946	34.166	34.116	39.664	260.2	11:39:54.965	10		1:48.797 P	32.236	32.844	43.717	266.0	12:02:33.540
11		1:48.162	33.518	34.100	40.544	260.8	11:41:43.127	11		11:07.999	9:53.524	34.598	39.877		12:13:41.539
12		1:47.376	33.772	33.878	39.726	260.8	11:43:30.503	12		1:46.221	33.543	33.763	38.915	261.5	12:15:27.760
13		1:48.436	33.847	34.174	40.415	262.1	11:45:18.939	13		1:46.764	33.170	34.089	39.502	264.0	12:17:14.521
14		1:49.029	34.999	34.536	39.494	262.1	11:47:07.968	14		1:46.739	33.506	33.912	39.321	264.0	12:19:01.260
15		1:47.718	33.585	34.142	39.991	262.1	11:48:55.686	15		1:45.581	33.154	33.584	38.843	264.0	12:20:46.841
16		1:48.199	33.994	34.559	39.646	260.8	11:50:43.885	16		1:46.329	33.552	33.766	39.011	266.0	12:22:33.170
17		1:47.142	33.660	33.926	39.556	260.2	11:52:31.027	17		1:52.282 P	33.218	33.427	45.637	265.3	12:24:25.452
18		1:47.210	33.638	34.021	39.551	262.1	11:54:18.237								
19		1:47.033	33.593	33.913	39.527	262.1	11:56:05.270								
20		1:46.859	33.898	33.829	39.132	262.1	11:57:52.129								
21		2:18.769 P	36.139	34.019	1:08.611	264.7	12:00:10.898								
22		6:16.588 P	3:52.309	1:04.152	1:20.127		12:06:27.486								
23		7:36.520	6:19.281	35.343	41.896		12:14:04.006								
24		1:54.222	35.535	35.935	42.752	252.9	12:15:58.228								
25		1:49.805	34.449	34.712	40.644	257.7	12:17:48.033								
26		1:48.238	33.970	34.295	39.973	260.2	12:19:36.271								
27		1:46.601	33.530	33.791	39.280	262.1	12:21:22.872								
28		2:11.579 P	38.010	39.679	53.890	254.1	12:23:34.451								

88 Darren Kell McLaren 720 Evo GT3

PROAM James Kell Track Focused

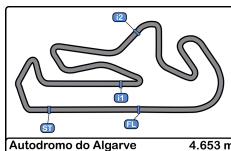
Lap	D	Time	Sector 1	Sector 2	Sector 3	T. Spd	Elapsed
1		11:23:02.599	11:21:48.657	34.523	39.419		11:23:02.599
2		1:45.471	33.234	33.604	38.633	258.3	11:24:48.070
3		1:45.541	32.997	33.572	38.972	258.9	11:26:33.611
4		1:47.655	33.177	35.415	39.063	259.6	11:28:21.266
5		1:45.159	32.823	33.289	39.047	258.9	11:30:06.425
6		1:46.595	33.131	33.956	39.508	262.7	11:31:53.020
7		1:47.361	33.764	34.479	39.118	247.1	11:33:40.381
8		1:44.522	32.629	33.235	38.658	262.7	11:35:24.903
9		1:45.391	32.845	33.615	38.931	258.3	11:37:10.294
10		1:51.094 P	32.871	33.114	45.106	258.3	11:39:01.385
11		17:50.621	16:36.417	34.580	39.624		11:56:52.006
12		1:48.530	33.074	33.632	41.824	257.1	11:58:40.536
13		1:46.107	33.384	33.793	38.930	260.2	12:00:26.643
14		1:45.307	32.910	33.216	39.181	261.5	12:02:11.950
15		2:19.643 P	32.974	33.674	1:12.995	263.4	12:04:31.593
16		9:55.552	8:38.918	34.934	41.700		12:14:27.145
17		1:47.433	34.237	34.024	39.172	257.7	12:16:14.578
18		2:33.739 P	33.178	1:03.605	56.956	260.2	12:18:48.317

79 Seweryn Mazur Lamborghini Huracan Evo 2

AM Sendom Racing Team

Lap	D	Time	Sector 1	Sector 2	Sector 3	T. Spd	Elapsed
1		11:24:55.942	11:23:38.943	33.869	43.130		11:24:55.942
2		1:44.953	33.108	33.041	38.804	257.7	11:26:40.895
3		1:44.813	32.801	33.162	38.850	260.2	11:28:25.708
4		1:46.008	32.979	33.311	39.718	261.5	11:30:11.716
5		1:44.951	33.146	33.131	38.674	262.7	11:31:56.667
6		1:44.873	32.806	33.135	38.932	263.4	11:33:41.540
7		1:44.576	32.818	33.141	38.617	263.4	11:35:26.116
8		1:55.163 P	32.650	33.258	49.255	262.1	11:37:21.279
9		9:48.876	8:34.898	34.559	39.419		11:47:10.155
10		1:46.271	33.905	33.429	38.937	262.7	11:48:56.426
11		1:45.169	33.292	33.437	38.440	263.4	11:50:41.595
12		1:45.293	33.016	33.222	39.055	262.7	11:52:26.888
13		1:44.385	32.610	33.143	38.632	263.4	11:54:11.273
14		1:53.719 P	32.907	33.003	47.809	264.0	11:56:04.992
15		3:29.920	2:18.486	33.018	38.416		11:59:34.912
16		1:55.923	33.665	40.430	41.828	265.3	12:01:30.835
17		1:44.588	33.258	33.147	38.183	264.7	12:03:15.423
18		3:13.314 P	51.498	1:02.810	1:19.006	264.7	12:06:28.737
19		7:16.722	6:00.303	35.337	41.082		12:13:45.459
20		1:44.187	32.898	33.019	38.270	261.5	12:15:29.646
21		1:48.758	32.458	33.245	43.055	264.7	12:17:18.404
22		1:43.969	32.663	32.863	38.443	263.4	12:19:02.373
23		1:57.920 P	36.048	34.916	46.956	264.7	12:21:00.293






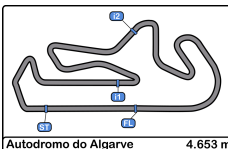
Autodromo Int. do Algarve
International GT Open
Free Practice - 1
Lap Analysis



96							777								
Yaroslav Veselaho							Ferrari 296 GT3 EVO								
PRO Thomas Neubauer							AF Corse PROAM Karol Basz Olimp Racing								
Lap	D	Time	Sector 1	Sector 2	Sector 3	T. Spd	Elapsed	Lap	D	Time	Sector 1	Sector 2	Sector 3	T. Spd	Elapsed
1		11:35:49.443	11:34:32.530	33.610	43.303		11:35:49.443	1		11:22:26.145	11:21:11.708	34.925	39.512		11:22:26.145
2		1:44.841	33.191	33.220	38.430	263.4	11:37:34.284	2		1:44.952	33.100	33.343	38.509	261.5	11:24:11.097
3		1:44.925	32.696	33.098	38.231	264.0	11:39:18.309	3		1:45.230	32.812	33.612	38.806	262.1	11:25:56.327
4		1:43.258	32.287	32.948	38.023	264.0	11:41:01.567	4		1:44.489	32.734	33.149	38.606	262.7	11:27:40.816
5		1:43.239	32.136	32.830	38.273	265.3	11:42:44.806	5		1:43.503	32.483	32.932	38.088	264.0	11:29:24.319
6		1:43.713	32.286	33.014	38.413	265.3	11:44:28.519	6		2:27.628	1:11.711	33.397	42.520	266.0	11:31:51.947
7		1:50.154 P	32.266	33.127	44.761	266.0	11:46:18.673	7		1:43.769	32.600	32.996	38.173	263.4	11:33:35.716
8		3:05.446	1:54.240	33.072	38.134		11:49:24.119	8		1:43.569	32.486	33.041	38.042	265.3	11:35:19.285
9		1:43.050	32.466	32.842	37.742	266.6	11:51:07.169	9		1:51.781 P	32.959	33.888	44.934	265.3	11:37:11.066
10		1:42.903	32.485	32.673	37.745	264.7	11:52:50.072	10		3:48.283	2:38.076	32.369	37.838		11:40:59.349
11		1:42.929	32.244	32.735	37.950	266.0	11:54:33.001	11		1:42.859	32.586	32.425	37.848	265.3	11:42:42.208
12		1:42.658	32.191	32.606	37.861	267.9	11:56:15.659	12		1:42.416	32.086	32.729	37.601	266.6	11:44:24.624
13		1:44.149	32.172	33.443	38.534	268.6	11:57:59.808	13		1:42.546	32.218	32.604	37.724	267.3	11:46:07.170
14		1:49.603 P	32.515	33.147	43.941	267.9	11:59:49.411	14		1:42.361	32.069	32.498	37.794	266.6	11:47:49.531
15		3:11.904 P	1:52.247	34.012	45.645		12:03:01.315	15		1:51.982 P	32.891	33.623	45.468	267.3	11:49:41.513
16		11:29.524 P	10:11.863	32.953	44.708		12:14:30.839	16		3:11.144 P	1:48.510	35.116	47.518		11:52:52.657
17		3:11.117 P	1:50.985	34.754	45.378		12:17:41.956								

97							911								
Charles Bateman							Pietro Armani								
PROAM Henrique Chaves							Alex Fontana								
Aston Martin AMR Vantage GT3 EVO							Porsche 911 GT3 R EVO (992)								
Blackthorn							ZRS Motorsport								
Lap	D	Time	Sector 1	Sector 2	Sector 3	T. Spd	Elapsed	Lap	D	Time	Sector 1	Sector 2	Sector 3	T. Spd	Elapsed
1		11:22:07.914	11:20:54.768	34.284	38.862		11:22:07.914	1		11:29:47.299	11:28:27.267	36.534	43.498		11:29:47.299
2		1:45.167	32.754	33.393	39.020	262.1	11:23:53.081	2		1:43.915	33.610	32.766	37.539	266.0	11:31:31.214
3		1:43.557	32.508	32.963	38.086	261.5	11:25:36.638	3		1:42.337	32.059	32.763	37.515	264.7	11:33:13.551
4		1:44.926	32.769	33.612	38.545	262.1	11:27:21.564	4		1:44.920	33.093	33.389	38.438	267.3	11:34:58.471
5		1:48.063	32.952	34.265	40.846	263.4	11:29:09.627	5		1:42.603	32.237	32.700	37.666	264.0	11:36:41.074
6		1:44.174	32.565	33.146	38.463	265.3	11:30:53.801	6		1:42.623	32.223	32.577	37.823	264.7	11:38:23.697
7		1:45.118	32.743	33.728	38.647	263.4	11:32:38.919	7		1:42.319	32.069	32.523	37.727	264.7	11:40:06.016
8		1:43.487	32.411	32.873	38.203	264.0	11:34:22.406	8		1:47.534 P	31.934	32.699	42.898	264.0	11:41:53.547
9		1:51.158 P	32.573	33.222	45.363	262.7	11:36:13.564	9		3:04.264	1:52.406	33.245	38.613		11:44:57.811
10		8:53.523	7:41.919	33.507	38.097		11:45:07.087	10		1:42.723	32.229	32.864	37.630	263.4	11:46:40.534
11		1:43.793	32.430	33.309	38.044	263.4	11:46:50.870	11		1:42.237	32.028	32.663	37.546	264.7	11:48:22.771
12		1:44.036	32.351	33.071	38.614	264.0	11:48:34.906	12		1:45.532	32.125	34.369	39.038	265.3	11:50:08.303
13		1:43.874	32.632	33.102	38.137	260.8	11:50:18.777	13		1:42.589	32.266	32.628	37.695	264.7	11:51:50.892
14		1:43.880	32.589	33.191	38.100	262.7	11:52:02.657	14		1:42.369	32.134	32.552	37.683	265.3	11:53:33.261
15		1:43.896	32.456	33.199	38.241	262.7	11:53:46.553	15		1:50.592 P	32.024	33.033	45.535	266.6	11:55:23.853
16		1:44.060	32.556	33.279	38.225	264.7	11:55:30.613	16		5:01.147	3:44.549	33.619	42.979		12:00:25.000
17		1:48.565	33.896	34.022	40.647	266.6	11:57:19.178	17		1:42.619	32.356	32.658	37.605	264.0	12:02:07.619
18		1:43.898	32.524	33.286	38.088	266.6	11:59:03.076	18		2:41.279 P	32.075	32.674	1:06.530	266.6	12:04:18.898
19		1:43.862	32.523	33.190	38.149	265.3	12:00:46.938	19		9:09.620	7:54.104	33.065	42.451		12:13:28.518
20		1:49.184 P	32.370	33.202	43.612	266.0	12:02:36.122	20		1:43.282	32.802	32.715	37.765	265.3	12:15:11.800
21		11:20.487	10:07.528	34.051	38.908		12:13:56.609	21		1:42.093	32.017	32.518	37.558	266.6	12:16:53.893
22		1:46.853	32.901	33.244	40.708	261.5	12:15:43.462	22		1:42.048	31.959	32.533	37.556	266.6	12:18:35.941
23		1:45.113	33.157	33.437	38.519	262.7	12:17:28.575	23		1:42.275	31.887	32.682	37.706	267.9	12:20:18.216
24		1:44.418	32.597	33.204	38.617	263.4	12:19:12.993	24		1:54.621 P	33.761	33.838	47.022	268.6	12:22:12.837
25		1:45.013	33.031	33.514	38.468	264.0	12:20:58.006								
26		2:08.835 P	39.646	37.484	51.705	240.0	12:23:06.841								





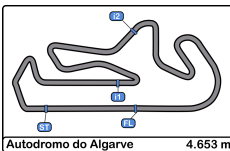
Autodromo Int. do Algarve
International GT Open
Free Practice - 1
Best Sectors Results



Autodromo do Algarve 4.653 m.

Sector - 1			Sector - 2			Sector - 3			Ideal Lap vs Best Lap		
Clas	Nº Driver	Time	Nº Driver	Time	Nº Driver	Time	Clas	Nº Driver	Ideal Lap	Best Lap	Clas
1	911 Armanni - Fontana	31.887	26 Blanchemain - Pla	32.201	54 Müller - Mettler	37.152	1	54 Müller - Mettler	1:41.650	1:41.732	1
2	51 Durán - Mosca	31.898	777 Jedliński - Basz	32.369	17 Emson - Lebbon	37.425	2	71 Mansell - Götz	1:41.839	1:42.142	5
3	18 Sager - Engelhart	31.912	51 Durán - Mosca	32.402	18 Sager - Engelhart	37.459	3	18 Sager - Engelhart	1:41.842	1:41.886	2
4	54 Müller - Mettler	31.921	17 Emson - Lebbon	32.416	71 Mansell - Götz	37.468	4	17 Emson - Lebbon	1:41.851	1:42.024	3
5	71 Mansell - Götz	31.935	71 Mansell - Götz	32.436	911 Armanni - Fontana	37.515	5	911 Armanni - Fontana	1:41.920	1:42.048	4
6	55 De Meeus - Abril	31.952	5 Jedliński - Korzeniowski	32.440	25 Letlaka - Jefferies	37.536	6	26 Blanchemain - Pla	1:42.008	1:42.383	10
7	26 Blanchemain - Pla	31.991	55 De Meeus - Abril	32.446	33 Meakin - Macdonald	37.541	7	777 Jedliński - Basz	1:42.039	1:42.361	9
8	28 Ramírez - Baumann	32.007	25 Letlaka - Jefferies	32.464	777 Jedliński - Basz	37.601	8	51 Durán - Mosca	1:42.051	1:42.201	6
9	17 Emson - Lebbon	32.010	18 Sager - Engelhart	32.471	75 Salaquarda - Milota	37.623	9	25 Letlaka - Jefferies	1:42.064	1:46.392	25
10	25 Letlaka - Jefferies	32.064	33 Meakin - Macdonald	32.471	28 Ramírez - Baumann	37.634	10	55 De Meeus - Abril	1:42.089	1:42.244	8
11	777 Jedliński - Basz	32.069	75 Salaquarda - Milota	32.485	55 De Meeus - Abril	37.691	11	33 Meakin - Macdonald	1:42.181	1:42.505	12
12	75 Salaquarda - Milota	32.098	911 Armanni - Fontana	32.518	16 Hahn - Osman	37.722	12	28 Ramírez - Baumann	1:42.200	1:42.461	11
13	5 Jedliński - Korzeniowski	32.107	28 Ramírez - Baumann	32.559	96 Veselaho - Neubauer	37.742	13	75 Salaquarda - Milota	1:42.206	1:42.206	7
14	96 Veselaho - Neubauer	32.136	54 Müller - Mettler	32.577	51 Durán - Mosca	37.751	14	96 Veselaho - Neubauer	1:42.484	1:42.658	13
15	11 Schwarzer - Fach	32.167	96 Veselaho - Neubauer	32.606	26 Blanchemain - Pla	37.816	15	5 Jedliński - Korzeniowski	1:42.559	1:42.774	14
16	33 Meakin - Macdonald	32.169	11 Schwarzer - Fach	32.628	11 Schwarzer - Fach	37.851	16	11 Schwarzer - Fach	1:42.646	1:42.814	16
17	81 Shibata - Fagg	32.236	16 Hahn - Osman	32.655	81 Shibata - Fagg	37.946	17	16 Hahn - Osman	1:42.733	1:42.792	15
18	6 Lewandowski - Lewandowski	32.285	81 Shibata - Fagg	32.844	5 Jedliński - Korzeniowski	38.012	18	81 Shibata - Fagg	1:43.026	1:43.208	17
19	24 Borodin - Webb	32.346	24 Borodin - Webb	32.854	97 Bateman - Chaves	38.044	19	97 Bateman - Chaves	1:43.268	1:43.487	18
20	97 Bateman - Chaves	32.351	79 Seweryn Mazur	32.863	24 Borodin - Webb	38.103	20	24 Borodin - Webb	1:43.303	1:43.620	19
21	16 Hahn - Osman	32.356	97 Bateman - Chaves	32.873	6 Lewandowski - Lewandowski	38.161	21	6 Lewandowski - Lewandowski	1:43.349	1:43.819	20
22	79 Seweryn Mazur	32.458	6 Lewandowski - Lewandowski	32.903	79 Seweryn Mazur	38.183	22	79 Seweryn Mazur	1:43.504	1:43.969	21
23	14 Piotr Wira	32.546	14 Piotr Wira	33.075	14 Piotr Wira	38.326	23	14 Piotr Wira	1:43.947	1:44.147	22
24	88 Kell - Kell	32.629	88 Kell - Kell	33.114	12 Joel Monegro Reyes	38.485	24	12 Joel Monegro Reyes	1:44.352	1:44.593	24
25	12 Joel Monegro Reyes	32.742	12 Joel Monegro Reyes	33.125	88 Kell - Kell	38.633	25	88 Kell - Kell	1:44.376	1:44.522	23
26	77 Alfredo Hernández	33.518	77 Alfredo Hernández	33.791	77 Alfredo Hernández	39.132	26	77 Alfredo Hernández	1:46.441	1:46.601	26



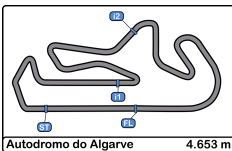


Autodromo Int. do Algarve
International GT Open
Free Practice - 1
Best 5 Lap Times



Cl	N°	Entrant/Team	Nat	Driver 1	Nat	Driver 2	Nat	Vehicle	Cat	Cl	Best 1		Best 2		Best 3		Best 4		Best 5	
											Time	Lap	Time	Lap	Time	Lap	Time	Lap	Time	Lap
1	54	CBRX by SPS	DEU	Dexter Müller	CHE	Yannick Mettler	CHE	Mercedes AMG GT3 EVO	PROAM	1	1:41.732	3	1:42.089	5	1:42.113	4	1:42.460	2	1:43.351	22
2	18	Dinamic GT	ITA	Philipp Sager	AUT	Christian Engelhart	DEU	Porsche 911 GT3 R EVO (992)	PROAM	2	1:41.886	4	1:42.589	3	1:42.647	9	1:44.889	14	1:45.388	15
3	17	Elite Motorsport with Entire Race Engineering	GBR	Tom Emson	GBR	Tom Lebbon	GBR	Ferrari 296 GT3 EVO	PRO	1	1:42.024	3	1:42.528	2	1:43.076	13	1:43.271	4	1:43.555	7
4	911	ZRS Motorsport	ITA	Pietro Armanni	ITA	Alex Fontana	CHE	Porsche 911 GT3 R EVO (992)	PRO	2	1:42.048	22	1:42.093	21	1:42.237	11	1:42.275	23	1:42.319	7
5	71	Team Motopark	DEU	Christian Mansell	AUS	Maximilian Götz	DEU	Mercedes AMG GT3 EVO	PRO	3	1:42.142	10	1:42.233	3	1:43.489	8	1:47.371	9	2:09.072	2
6	51	AF Corse	ITA	Rafael Durán	ESP	Tommaso Mosca	ITA	Ferrari 296 GT3 EVO	PRO	4	1:42.201	6	1:42.410	9	1:42.584	3	1:42.670	23	1:42.691	25
7	75	Team ISR	CZE	Filip Salaquarda	CZE	Libor Milota	CZE	Audi R8 LMS GT3 Evo II	PROAM	3	1:42.206	6	1:42.681	5	1:42.768	4	1:42.804	3	1:42.984	15
8	55	AF Corse	ITA	Laurent De Meeus	BEL	Vincent Abril	FRA	Ferrari 296 GT3 EVO	PROAM	4	1:42.244	4	1:42.977	21	1:43.120	18	1:43.151	19	1:43.727	3
9	777	Olimp Racing	POL	Marcin Jedliński	POL	Karol Basz	POL	Ferrari 296 GT3 EVO	PROAM	5	1:42.361	14	1:42.416	12	1:42.546	13	1:43.569	8	1:43.769	7
10	26	Saintéloc Racing	FRA	Michaël Blanchemain	FRA	Jim Pla	FRA	Audi R8 LMS GT3 Evo II	PROAM	6	1:42.383	8	1:43.325	6	1:43.838	14	1:43.893	17	1:44.875	11
11	28	Team Motopark	DEU	Marcelo Ramírez	MEX	Dominik Baumann	AUT	Mercedes AMG GT3 EVO	PRO	5	1:42.461	7	1:42.529	10	1:44.543	8	1:46.023	2	1:48.291	9
12	33	Greystone GT	GBR	Zac Meakin	GBR	Dean Macdonald	GBR	McLaren 720s GT3 Evo	PRO	6	1:42.505	25	1:42.905	16	1:42.926	19	1:43.027	10	1:43.243	13
13	96	AF Corse	ITA	Yaroslav Veselaho	URU	Thomas Neubauer	FRA	Ferrari 296 GT3 EVO	PRO	7	1:42.658	12	1:42.903	10	1:42.929	11	1:43.050	9	1:43.258	4
14	5	Olimp Racing	POL	Stanislaw Jedliński	POL	Krystian Korzeniowski	POL	Ferrari 296 GT3	AM	1	1:42.774	15	1:42.818	14	1:53.296	2	1:55.468	10	1:56.234	3
15	16	AF Corse	ITA	Marcelo Hahn	BRA	Galid Osman	BRA	Ferrari 296 GT3	AM	2	1:42.792	6	1:42.894	5	1:45.331	10	1:45.683	21	1:45.906	20
16	11	Fach Auto Tech	CHE	Alexander Schwarzer	MEX	Alexander Fach	CHE	Porsche 911 GT3 R EVO (992)	PROAM	7	1:42.814	5	1:42.843	4	1:43.108	9	1:44.907	16	1:45.110	24
17	81	Norik Racing	JPN	Norikazu Shibata	JPN	Charles Fagg	GBR	Ferrari 296 GT3	PROAM	8	1:43.208	8	1:43.569	6	1:45.581	15	1:46.221	12	1:46.329	16
18	97	Blackthorn	GBR	Charles Bateman	GBR	Henrique Chaves	PRT	Aston Martin AMR Vantage GT3	PROAM	9	1:43.487	8	1:43.557	3	1:43.880	14	1:43.896	15	1:44.036	12
19	24	Greystone GT	GBR	Andrey Borodin	IND	Oliver Webb	GBR	McLaren 720s GT3 Evo	PROAM	10	1:43.620	3	1:49.393	10	1:50.433	9	2:14.568	11	9:09.974	7
20	6	Baron Motorsport Team	AUT	Andrzej Lewandowski	POL	Adrian Lewandowski	POL	Ferrari 296 GT3	AM	3	1:43.819	7	1:43.825	6	1:44.322	17	1:44.384	5	1:50.777	3
21	79	Sendom Racing Team	POL	Seweryn Mazur	POL		POL	Lamborghini Huracan Evo 2	AM	4	1:43.969	22	1:44.187	20	1:44.385	13	1:44.576	7	1:44.588	17
22	14	Good Speed Racing Team	POL	Piotr Wira	POL		POL	Aston Martin AMR Vantage GT3	AM	5	1:44.147	4	1:44.266	7	1:44.500	3	1:44.848	9	1:45.539	2
23	88	Track Focused	GBR	Darren Kell	GBR	James Kell	GBR	McLaren 720 Evo GT3	PROAM	11	1:44.522	8	1:45.159	5	1:45.391	9	1:45.471	2	1:45.541	3
24	12	Fach Auto Tech	CHE	Joel Monegro Reyes	DOM		CHE	Porsche 911 GT3 R EVO (992)	AM	6	1:44.593	4	1:44.715	2	1:44.820	5	1:45.117	11	1:45.120	8
25	25	Into Africa Racing by Dragon Racing Intl.	UAE	Xolile Letlaka	ZAF	Axcil Jefferies	ZWE	Ferrari 296 GT3	PROAM	12	1:46.392	17	1:46.787	14	1:46.791	25	1:46.897	15	1:47.161	18
26	77	Grupo Prom Racing Team	DEU	Alfredo Hernández	MEX		DEU	Mercedes AMG GT3 EVO	AM	7	1:46.601	27	1:46.859	20	1:47.033	19	1:47.142	17	1:47.210	18



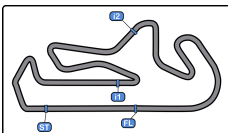


Autodromo Int. do Algarve
International GT Open
Free Practice - 1
Best 5 Top Speeds



Cl	N°	Entrant/Team	Nat	Driver 1	Nat	Driver 2	Nat	Vehicle	Cat	Cl	Top 1		Top 2		Top 3		Top 4		Top 5		Avg
											Km/h	Lap	Km/h	Lap	Km/h	Lap	Km/h	Lap	Km/h	Lap	
1	51	AF Corse	ITA	Rafael Durán	ESP	Tommaso Mosca	ITA	Ferrari 296 GT3 EVO	PRO	1	270.6	26	269.3	7	269.3	17	269.3	20	269.3	24	269.5
2	75	Team ISR	CZE	Filip Salaquarda	CZE	Libor Milota	CZE	Audi R8 LMS GT3 Evo II	PROAM	1	270.6	16	270.0	11	268.6	4	267.9	7	267.3	5	268.9
3	28	Team Motopark	DEU	Marcelo Ramírez	MEX	Dominik Baumann	AUT	Mercedes AMG GT3 EVO	PRO	2	270.0	8	269.3	9	269.3	10	268.6	11	267.3	7	268.9
4	55	AF Corse	ITA	Laurent De Meeus	BEL	Vincent Abril	FRA	Ferrari 296 GT3 EVO	PROAM	2	270.0	20	270.0	22	269.3	21	267.9	16	267.9	19	269.0
5	26	Saintéloc Racing	FRA	Michaël Blanchemain	FRA	Jim Pla	FRA	Audi R8 LMS GT3 Evo II	PROAM	3	269.3	21	267.9	25	266.6	9	266.6	20	266.0	8	267.3
6	33	Greystone GT	GBR	Zac Meakin	GBR	Dean Macdonald	GBR	McLaren 720s GT3 Evo	PRO	3	269.3	20	266.6	18	266.6	25	266.6	26	266.0	23	267.0
7	6	Baron Motorsport Team	AUT	Andrzej Lewandowski	POL	Adrian Lewandowski	POL	Ferrari 296 GT3	AM	1	268.6	7	266.6	8	266.6	13	266.6	17	266.0	5	266.9
8	71	Team Motopark	DEU	Christian Mansell	AUS	Maximilian Götz	DEU	Mercedes AMG GT3 EVO	PRO	4	268.6	8	267.9	4	267.9	9	267.9	10	266.0	3	267.7
9	96	AF Corse	ITA	Yaroslav Veselaho	UKR	Thomas Neubauer	FRA	Ferrari 296 GT3 EVO	PRO	5	268.6	13	267.9	12	267.9	14	266.6	9	266.0	7	267.4
10	911	ZRS Motorsport	ITA	Pietro Armanni	ITA	Alex Fontana	CHE	Porsche 911 GT3 R EVO (992)	PRO	6	268.6	24	267.9	23	267.3	4	266.6	15	266.6	18	267.4
11	54	CBRX by SPS	DEU	Dexter Müller	CHE	Yannick Mettler	CHE	Mercedes AMG GT3 EVO	PROAM	4	267.9	17	267.9	18	267.9	20	267.3	4	267.3	26	267.7
12	81	Norik Racing	JPN	Norikazu Shibata	JPN	Charles Fagg	GBR	Ferrari 296 GT3	PROAM	5	267.9	4	266.0	10	266.0	16	265.3	7	265.3	9	266.1
13	18	Dinamic GT	ITA	Philipp Sager	AUT	Christian Engelhart	DEU	Porsche 911 GT3 R EVO (992)	PROAM	6	267.3	21	266.6	6	266.6	10	266.0	5	266.0	19	266.5
14	25	Into Africa Racing by Dragon Racing Intl.	UAE	Xolile Letlaka	ZAF	Axcil Jefferies	ZWE	Ferrari 296 GT3	PROAM	7	267.3	6	266.6	7	266.6	19	266.0	4	266.0	17	266.5
15	777	Olimp Racing	POL	Marcin Jedliński	POL	Karol Basz	PRT	Ferrari 296 GT3 EVO	PROAM	8	267.3	13	267.3	15	266.6	12	266.6	14	266.0	6	266.7
16	97	Blackthorn	GBR	Charles Bateman	GBR	Henrique Chaves	PRT	Aston Martin AMR Vantage GT3	PROAM	9	266.6	17	266.6	18	266.0	20	265.3	6	265.3	19	266.0
17	5	Olimp Racing	POL	Stanislaw Jedliński	POL	Krystian Korzeniowski	PRT	Ferrari 296 GT3	AM	2	266.0	16	264.7	14	264.7	15	259.6	12	255.9	11	262.1
18	17	Elite Motorsport with Entire Race Engineering	GBR	Tom Emson	GBR	Tom Lebbon	GBR	Ferrari 296 GT3 EVO	PRO	7	265.3	18	265.3	19	264.0	5	264.0	14	264.0	15	264.5
19	24	Greystone GT	GBR	Andrey Borodin	IND	Oliver Webb	GBR	McLaren 720s GT3 Evo	PROAM	10	265.3	4	264.0	3	264.0	5	262.7	2	260.2	8	263.2
20	79	Sendom Racing Team	POL	Seweryn Mazur	POL			Lamborghini Huracan Evo 2	AM	3	265.3	16	264.7	17	264.7	18	264.7	21	264.7	23	264.8
21	12	Fach Auto Tech	CHE	Joel Monegro Reyes	DOM			Porsche 911 GT3 R EVO (992)	AM	4	264.7	22	263.4	5	263.4	6	263.4	20	262.7	16	263.5
22	14	Good Speed Racing Team	POL	Piotr Wira	POL			Aston Martin AMR Vantage GT3	AM	5	264.7	12	264.0	5	263.4	9	262.7	8	262.7	10	263.5
23	77	Grupo Prom Racing Team	DEU	Alfredo Hernández	MEX			Mercedes AMG GT3 EVO	AM	6	264.7	21	262.1	13	262.1	14	262.1	15	262.1	18	262.6
24	88	Track Focused	GBR	Darren Kell	GBR	James Kell	GBR	McLaren 720 Evo GT3	PROAM	11	263.4	15	262.7	6	262.7	8	261.5	14	260.2	13	262.1
25	11	Fach Auto Tech	CHE	Alexander Schwarzer	MEX	Alexander Fach	CHE	Porsche 911 GT3 R EVO (992)	PROAM	12	262.7	22	262.1	2	262.1	8	262.1	24	261.5	3	262.1
26	16	AF Corse	ITA	Marcelo Hahn	BRA	Galid Osman	BRA	Ferrari 296 GT3	AM	7	262.7	7	262.1	6	261.5	4	261.5	11	261.5	22	261.8





Autodromo Int. do Algarve

International GT Open

Free Practice - 1

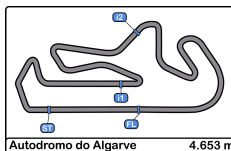
Fastest Laps Sequence

Autodromo do Algarve 4.653 m.



Lap	Time of Day	Session Time	Nº Entrant/Team	Nat	Driver 1	Nat	Driver 2	Nat	Vehicle	Cat	Time	Km/h
2	11:23:37.517	3:37.517	12 Fach Auto Tech		Joel Monegro Reyes				Porsche 911 GT3 R EVO (992)	AM	1:44.715	159.9
2	11:24:53.929	4:53.929	17 Elite Motorsport with Entire Race Engineering		Tom Emson		Tom Lebbon		Ferrari 296 GT3 EVO	PRO	1:42.528	163.3
3	11:26:35.953	6:35.953	17 Elite Motorsport with Entire Race Engineering		Tom Emson		Tom Lebbon		Ferrari 296 GT3 EVO	PRO	1:42.024	164.1
4	11:28:32.735	8:32.735	18 Dinamic GT		Philipp Sager		Christian Engelhart		Porsche 911 GT3 R EVO (992)	PROAM	1:41.886	164.4
3	11:30:30.158	10:30.158	54 CBRX by SPS		Dexter Müller		Yannick Mettler		Mercedes AMG GT3 EVO	PROAM	1:41.732	164.6





Autodromo Int. do Algarve
International GT Open
Free Practice - 1
Pit Stop Analysis



Autodromo do Algarve 4.653 m.

5 Stanislaw Jedliński Ferrari 296 GT3

AM		Krystian Korzeniowski			Olimp Racing		
Nº	In Day Time	In Time	Out Time	Pit Time	T. Pit Time	Handicap	Diff.
1	11:45:24.025	11:45:24.025	11:48:25.462	3:01.437	3:01.437		
2	11:55:20.368	11:55:20.368	11:56:41.280	1:20.912	4:22.349		
3	11:58:25.508	11:58:25.508	12:02:09.930	3:44.422	8:06.771		

6 Andrzej Lewandowski Ferrari 296 GT3

AM		Adrian Lewandowski			Baron Motorsport Team		
Nº	In Day Time	In Time	Out Time	Pit Time	T. Pit Time	Handicap	Diff.
1	11:39:49.944	11:39:49.944	11:43:26.092	3:36.148	3:36.148		
2	11:57:38.747	11:57:38.747	12:13:28.240	15:49.493	19:25.641		

11 Alexander Schwarzer Porsche 911 GT3 R EVO (992)

PROAM		Alexander Fach			Fach Auto Tech		
Nº	In Day Time	In Time	Out Time	Pit Time	T. Pit Time	Handicap	Diff.
1	11:30:28.508	11:30:28.508	11:32:57.279	2:28.771	2:28.771		
2	11:39:50.786	11:39:50.786	11:41:12.023	1:21.237	3:50.008		
3	11:57:05.295	11:57:05.295	12:12:18.285	15:12.990	19:02.998		

12 Joel Monegro Reyes Porsche 911 GT3 R EVO (992)

AM		Fach Auto Tech					
Nº	In Day Time	In Time	Out Time	Pit Time	T. Pit Time	Handicap	Diff.
1	11:31:16.694	11:31:16.694	11:35:22.673	4:05.979	4:05.979		
2	11:45:57.438	11:45:57.438	11:48:42.812	2:45.374	6:51.353		
3	11:57:34.283	11:57:34.283	12:12:48.090	15:13.807	22:05.160		

14 Piotr Wira Aston Martin AMR Vantage GT3 EVO

AM		Good Speed Racing Team					
Nº	In Day Time	In Time	Out Time	Pit Time	T. Pit Time	Handicap	Diff.
1	11:31:38.816	11:31:38.816	11:44:46.668	13:07.852	13:07.852		
2	11:53:35.796	11:53:35.796	11:55:33.169	1:57.373	15:05.225		
3	12:00:24.695	12:00:24.695	12:14:21.008	13:56.313	29:01.538		
4	12:16:49.594	12:16:49.594	12:18:22.703	1:33.109	30:34.647		

16 Marcelo Hahn Ferrari 296 GT3

AM		Galid Osman			AF Corse		
Nº	In Day Time	In Time	Out Time	Pit Time	T. Pit Time	Handicap	Diff.
1	11:24:30.826	11:24:30.826	11:26:07.690	1:36.864	1:36.864		
2	11:38:27.369	11:38:27.369	11:41:31.117	3:03.748	4:40.612		
3	11:48:36.647	11:48:36.647	11:57:47.560	9:10.913	13:51.525		
4	12:06:06.267	12:06:06.267	12:12:08.887	6:02.620	19:54.145		

17 Tom Emson Ferrari 296 GT3 EVO

PRO		Tom Lebbon			Elite Motorsport with Entire Race Engine		
Nº	In Day Time	In Time	Out Time	Pit Time	T. Pit Time	Handicap	Diff.
1	11:30:03.359	11:30:03.359	11:32:47.005	2:43.646	2:43.646		
2	11:43:13.505	11:43:13.505	11:44:34.410	1:20.905	4:04.551		
3	11:51:28.348	11:51:28.348	11:52:48.288	1:19.940	5:24.491		
4	11:59:46.620	11:59:46.620	12:01:06.568	1:19.948	6:44.439		

18 Philipp Sager Porsche 911 GT3 R EVO (992)

PROAM		Christian Engelhart			Dinamic GT		
Nº	In Day Time	In Time	Out Time	Pit Time	T. Pit Time	Handicap	Diff.
1	11:32:00.015	11:32:00.015	11:37:53.579	5:53.564	5:53.564		
2	11:44:50.537	11:44:50.537	11:48:20.964	3:30.427	9:23.991		
3	11:59:03.708	11:59:03.708	12:11:58.481	12:54.773	22:18.764		

24 Andrey Borodin McLaren 720s GT3 Evo

PROAM		Oliver Webb			Greystone GT		
Nº	In Day Time	In Time	Out Time	Pit Time	T. Pit Time	Handicap	Diff.
1	12:06:30.593	12:06:30.593	12:13:49.120	7:18.527	7:18.527		

25 Xolile Letlaka Ferrari 296 GT3

PROAM		Axcil Jefferies			Into Africa Racing by Dragon Racing Intl.		
Nº	In Day Time	In Time	Out Time	Pit Time	T. Pit Time	Handicap	Diff.
1	11:22:44.813	11:22:44.813	11:25:31.271	2:46.458	2:46.458		
2	11:36:11.325	11:36:11.325	11:40:46.093	4:34.768	7:21.226		
3	11:44:33.385	11:44:33.385	11:45:26.389	53.004	8:14.230		
4	12:06:47.794	12:06:47.794	12:12:14.827	5:27.033	13:41.263		

26 Michaël Blanchemain Audi R8 LMS GT3 Evo II

PROAM		Jim Pla			Saintéloc Racing		
Nº	In Day Time	In Time	Out Time	Pit Time	T. Pit Time	Handicap	Diff.
1	11:27:00.424	11:27:00.424	11:28:18.363	1:17.939	1:17.939		
2	11:37:08.440	11:37:08.440	11:40:03.056	2:54.616	4:12.555		
3	11:55:57.706	11:55:57.706	11:59:36.587	3:38.881	7:51.436		
4	12:06:08.064	12:06:08.064	12:14:56.348	8:48.284	16:39.720		

28 Marcelo Ramírez Mercedes AMG GT3 EVO

PRO		Dominik Baumann			Team Motopark		
Nº	In Day Time	In Time	Out Time	Pit Time	T. Pit Time	Handicap	Diff.
1	12:05:16.578	12:05:16.578	12:11:38.627	6:22.049	6:22.049		

33 Zac Meakin McLaren 720s GT3 Evo

PRO		Dean Macdonald			Greystone GT		
Nº	In Day Time	In Time	Out Time	Pit Time	T. Pit Time	Handicap	Diff.
1	11:34:36.802	11:34:36.802	11:36:58.298	2:21.496	2:21.496		
2	11:47:17.873	11:47:17.873	11:48:38.705	1:20.832	3:42.328		
3	11:59:14.740	11:59:14.740	12:12:56.587	13:41.847	17:24.175		

51 Rafael Durán Ferrari 296 GT3 EVO

PRO		Tommaso Mosca			AF Corse		
Nº	In Day Time	In Time	Out Time	Pit Time	T. Pit Time	Handicap	Diff.
1	11:37:45.068	11:37:45.068	11:44:20.619	6:35.551	6:35.551		
2	12:03:47.891	12:03:47.891	12:13:30.161	9:42.270	16:17.821		

54 Dexter Müller Mercedes AMG GT3 EVO

PROAM		Yannick Mettler			CBRX by SPS		
Nº	In Day Time	In Time	Out Time	Pit Time	T. Pit Time	Handicap	Diff.
1	11:35:40.564	11:35:40.564	11:37:38.905	1:58.341	1:58.341		
2	11:51:40.027	11:51:40.027	11:53:04.052	1:24.025	3:22.366		
3	12:03:44.277	12:03:44.277	12:11:37.398	7:53.121	11:15.487		

55 Laurent De Meeus Ferrari 296 GT3 EVO

PROAM		Vincent Abril			AF Corse		
Nº	In Day Time	In Time	Out Time	Pit Time	T. Pit Time	Handicap	Diff.
1	11:31:48.611	11:31:48.611	11:34:16.580	2:27.969	2:27.969		
2	11:50:20.183	11:50:20.183	12:00:03.848	9:43.665	12:11.634		
3	12:03:41.274	12:03:41.274	12:11:40.578	7:59.304	20:10.938		

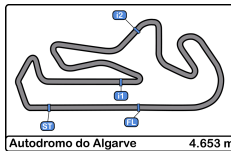
71 Christian Mansell Mercedes AMG GT3 EVO

PRO		Maximilian Götz			Team Motopark		
Nº	In Day Time	In Time	Out Time	Pit Time	T. Pit Time	Handicap	Diff.
1	12:06:45.569	12:06:45.569	12:12:04.998	5:19.429	5:19.429		

75 Filip Salaquarda Audi R8 LMS GT3 Evo II

PROAM		Libor Milota			Team ISR		
Nº	In Day Time	In Time	Out Time	Pit Time	T. Pit Time	Handicap	Diff.
1	11:39:24.056	11:39:24.056	11:40:53.179	1:29.123	1:29.123		
2	11:56:34.548	11:56:34.548	11:57:51.922	1:17.374	2:46.497		
3	11:59:48.969	11:59:48.969	12:01:04.642	1:15.673	4:02.170		





Autodromo Int. do Algarve
International GT Open
Free Practice - 1
Pit Stop Analysis



Autodromo do Algarve 4.653 m.

77 Alfredo Hernández Mercedes AMG GT3 EVO

AM Grupo Prom Racing Team

Nº	In Day Time	In Time	Out Time	Pit Time	T. Pit Time	Handicap	Diff.
1	11:35:03.782	11:35:03.782	11:36:15.654	1:11.872	1:11.872		
2	12:00:06.101	12:00:06.101	12:03:13.229	3:07.128	4:19.000		
3	12:06:21.991	12:06:21.991	12:12:12.150	5:50.159	10:09.159		

79 Seweryn Mazur Lamborghini Huracan Evo 2

AM Sendom Racing Team

Nº	In Day Time	In Time	Out Time	Pit Time	T. Pit Time	Handicap	Diff.
1	11:37:17.138	11:37:17.138	11:45:21.470	8:04.332	8:04.332		
2	11:56:00.784	11:56:00.784	11:57:50.837	1:50.053	9:54.385		
3	12:06:24.416	12:06:24.416	12:11:56.984	5:32.568	15:26.953		

81 Norikazu Shibata Ferrari 296 GT3

PROAM Charles Fagg Norik Racing

Nº	In Day Time	In Time	Out Time	Pit Time	T. Pit Time	Handicap	Diff.
1	11:31:14.849	11:31:14.849	11:51:59.698	20:44.849	20:44.849		
2	12:02:29.432	12:02:29.432	12:11:53.386	9:23.954	30:08.803		

88 Darren Kell McLaren 720 Evo GT3

PROAM James Kell Track Focused

Nº	In Day Time	In Time	Out Time	Pit Time	T. Pit Time	Handicap	Diff.
1	11:38:57.832	11:38:57.832	11:55:03.705	16:05.873	16:05.873		
2	12:04:27.340	12:04:27.340	12:12:37.626	8:10.286	24:16.159		

96 Yaroslav Veselaho Ferrari 296 GT3 EVO

PRO Thomas Neubauer AF Corse

Nº	In Day Time	In Time	Out Time	Pit Time	T. Pit Time	Handicap	Diff.
1	11:46:14.523	11:46:14.523	11:47:41.768	1:27.245	1:27.245		
2	11:59:45.309	11:59:45.309	12:01:08.653	1:23.344	2:50.589		
3	12:02:57.102	12:02:57.102	12:12:41.710	9:44.608	12:35.197		
4	12:14:26.739	12:14:26.739	12:15:48.125	1:21.386	13:56.583		

97 Charles Bateman Aston Martin AMR Vantage GT3 EVO

PROAM Henrique Chaves Blackthorn

Nº	In Day Time	In Time	Out Time	Pit Time	T. Pit Time	Handicap	Diff.
1	11:36:09.374	11:36:09.374	11:43:23.833	7:14.459	7:14.459		
2	12:02:31.928	12:02:31.928	12:12:11.133	9:39.205	16:53.664		

777 Marcin Jedliński Ferrari 296 GT3 EVO

PROAM Karol Basz Olimp Racing

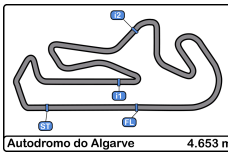
Nº	In Day Time	In Time	Out Time	Pit Time	T. Pit Time	Handicap	Diff.
1	11:37:06.890	11:37:06.890	11:39:18.331	2:11.441	2:11.441		
2	11:49:37.406	11:49:37.406	11:50:58.008	1:20.602	3:32.043		

911 Pietro Armani Porsche 911 GT3 R EVO (992)

PRO Alex Fontana ZRS Motorsport

Nº	In Day Time	In Time	Out Time	Pit Time	T. Pit Time	Handicap	Diff.
1	11:41:49.274	11:41:49.274	11:43:15.014	1:25.740	1:25.740		
2	11:55:19.551	11:55:19.551	11:58:36.355	3:16.804	4:42.544		
3	12:04:13.727	12:04:13.727	12:11:41.794	7:28.067	12:10.611		

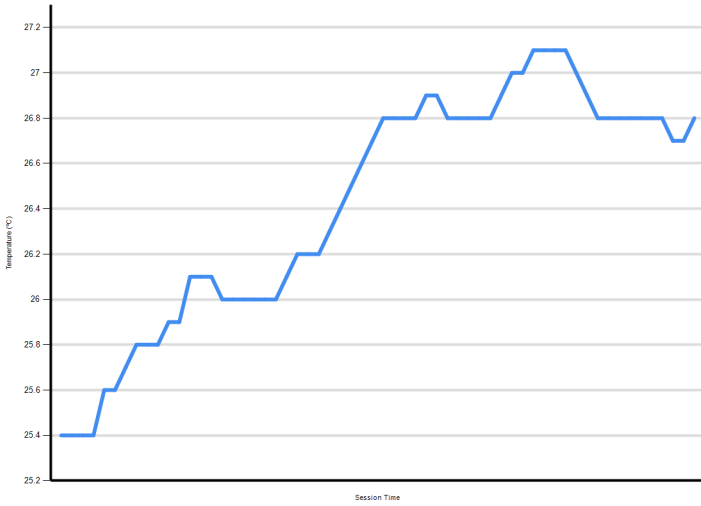




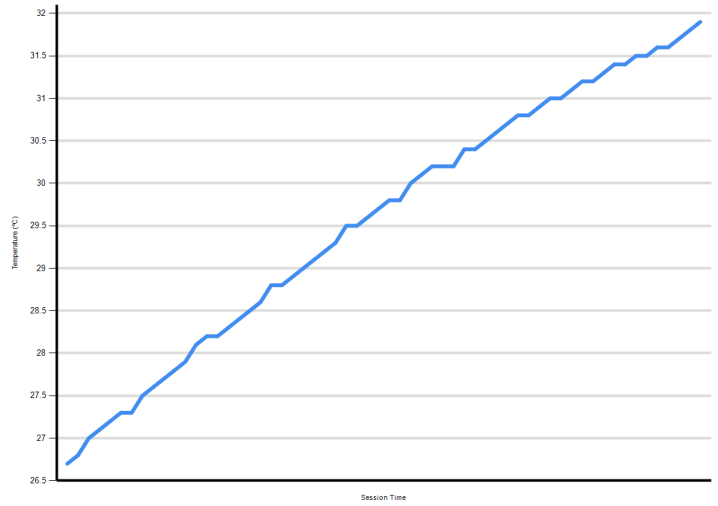
Autodromo Int. do Algarve
International GT Open
Free Practice - 1
Weather Report



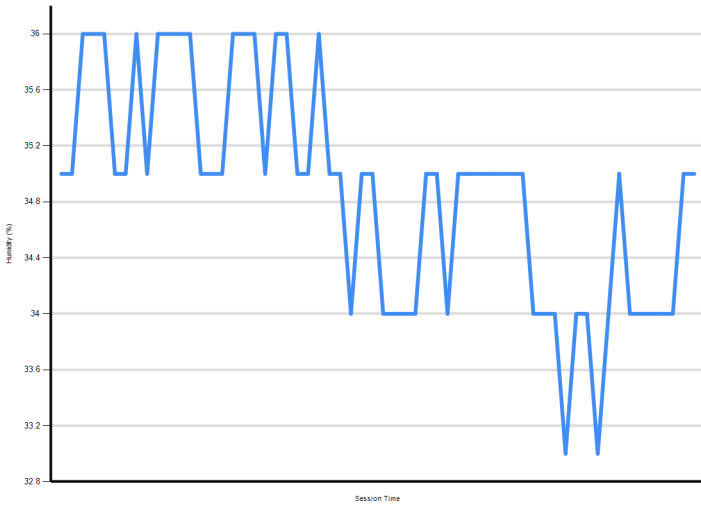
Air Temperature



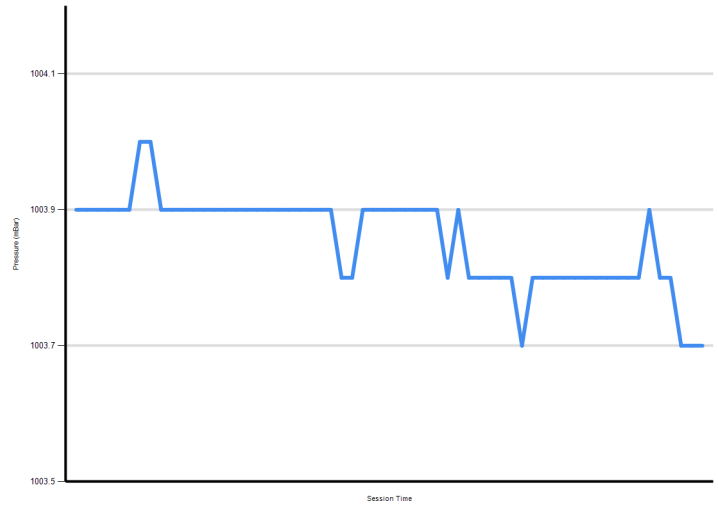
Track Temperature



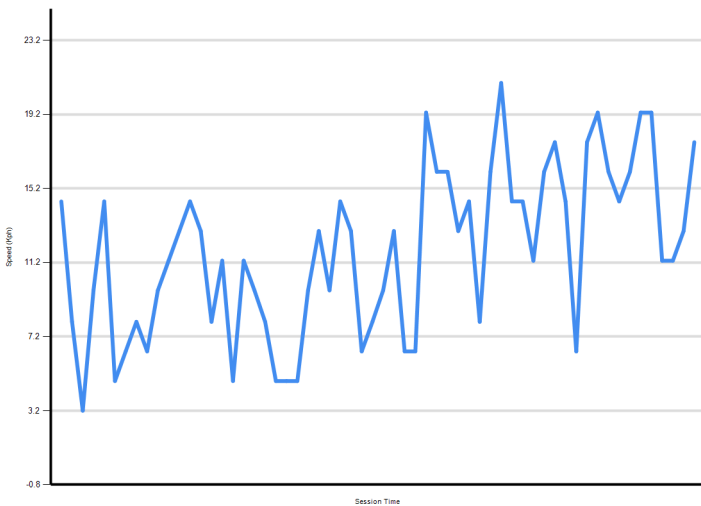
Humidity



Pressure



Wind Speed



Wind direction

