

Hungaroring
International GT Open
Free Practice - 1
Provisional Results



Cls	Nº	Entrant/Team	Nat	Driver 1	Nat	Driver 2	Nat	Vehicle	Cat	Cls	Laps	Best	Time	Gap	Interval	Km/h
1	55	AF Corse	ITA	Laurent De Meeus	BEL	Vincent Abril	FRA	Ferrari 296 GT3 EVO	PROAM	1	23	21	1:44.040			151.5
2	75	Team ISR	CZE	Filip Salaquarda	CZE	Libor Milota	CZE	Audi R8 LMS GT3 Evo II	PROAM	2	26	11	1:44.481	0.441	0.441	150.9
3	54	CBRX by SPS	DEU	Dexter Müller	CHE	Yannick Mettler	CHE	Mercedes AMG GT3 EVO	PROAM	3	24	9	1:44.554	0.514	0.073	150.8
4	11	Fach Auto Tech	CHE	Alexander Schwarzer	DEU	Alexander Fach	CHE	Porsche 911 GT3 R EVO (992)	PROAM	4	25	11	1:44.632	0.592	0.078	150.7
5	107	AF Corse	ITA	Rey Acosta	USA	Marco Bonanomi	ITA	Ferrari 296 GT3 EVO	AM	1	21	7	1:44.647	0.607	0.015	150.7
6	911	ZRS Motorsport	ITA	Pietro Armanni	ITA	Alex Fontana	CHE	Porsche 911 GT3 R EVO (992)	PRO	1	24	10	1:44.739	0.699	0.092	150.5
7	71	Team Motopark	DEU	Christian Mansell	AUS	Maximilian Götze	DEU	Mercedes AMG GT3 EVO	PRO	2	26	6	1:44.781	0.741	0.042	150.5
8	96	AF Corse	ITA	Yaroslav Veselaho	UKR	Thomas Neubauer	FRA	Ferrari 296 GT3 EVO	PRO	3	24	5	1:44.811	0.771	0.030	150.4
9	51	AF Corse	ITA	Rafael Durán	ESP	Tommaso Mosca	ITA	Ferrari 296 GT3 EVO	PRO	4	25	10	1:44.830	0.790	0.019	150.4
10	97	Blackthorn	GBR	Charles Bateman	GBR	Kobe Pauwels	BEL	Aston Martin AMR Vantage GT3 E	PROAM	5	21	6	1:44.931	0.891	0.101	150.3
11	33	Greystone GT	GBR	Zac Meakin	GBR	Dean Macdonald	GBR	McLaren 720s GT3 Evo	PRO	5	24	6	1:44.947	0.907	0.016	150.2
12	79	Sendom Racing Team	POL	Seweryn Mazur	POL			Lamborghini Huracan Evo 2	AM	2	23	21	1:44.969	0.929	0.022	150.2
13	24	Greystone GT	GBR	Andrey Borodin	IND	Oliver Webb	GBR	McLaren 720s GT3 Evo	PROAM	6	22	5	1:45.009	0.969	0.040	150.1
14	17	Elite Motorsport with Entire Race Engineering	GBR	Tom Emson	GBR	Tom Lebbon	GBR	Ferrari 296 GT3 EVO	PRO	6	22	20	1:45.024	0.984	0.015	150.1
15	28	Team Motopark	DEU	Marcelo Ramírez	MEX	Dominik Baumann	AUT	Mercedes AMG GT3 EVO	PRO	7	22	3	1:45.043	1.003	0.019	150.1
16	5	Olimp Racing	POL	Stanislaw Jedliński	POL	Krystian Korzeniowski	POL	Ferrari 296 GT3 EVO	AM	3	16	7	1:45.187	1.147	0.144	149.9
17	777	Olimp Racing	POL	Marcin Jedliński	POL	Karol Basz	POL	Ferrari 296 GT3 EVO	PROAM	7	24	16	1:45.343	1.303	0.156	149.7
18	88	Track Focused	GBR	Darren Kell	GBR	James Kell	GBR	McLaren 720 Evo GT3	PROAM	8	24	6	1:45.712	1.672	0.369	149.1
19	6	Baron Motorsport Team	AUT	Andrzej Lewandowski	POL	Adrian Lewandowski	POL	Ferrari 296 GT3	AM	4	24	21	1:45.919	1.879	0.207	148.9
20	12	Fach Auto Tech	CHE	Joel Monegro Reyes	DEN			Porsche 911 GT3 R EVO (992)	AM	5	25	23	1:45.921	1.881	0.002	148.8
21	26	Saintéloc Racing	FRA	Michaël Blanchemain	FRA	Jim Pla	FRA	Audi R8 LMS GT3 Evo II	PROAM	9	19	8	1:45.944	1.904	0.023	148.8
22	16	AF Corse	ITA	Marcelo Hahn	BRA	Galid Osman	BRA	Ferrari 296 GT3 EVO	AM	6	22	13	1:46.063	2.023	0.119	148.7
23	7	4F PTT Racing Team	POL	Hubert Darmetko	POL	Fabian Dybionka	POL	BMW M4 GT3 EVO	PROAM*	10	25	6	1:46.070	2.030	0.007	148.6
24	14	Good Speed Racing Team	POL	Piotr Wira	POL	Tomasz Magdziarz	POL	Aston Martin AMR Vantage GT3 E	AM	7	25	22	1:46.554	2.514	0.484	148.0
25	63	Scuderia Villorba Corse	ITA	Leonardo Moncini	ITA	Rodrigo Testa	PRY	Lamborghini Huracan Evo 2	PRO	8	21	7	1:47.076	3.036	0.522	147.2
26	500	Gamota Racing	HUN	Antal Zsigo	HUN	Csaba Walter	HUN	BMW M4 GT3 EVO	AM	8	22	21	1:47.174	3.134	0.098	147.1
27	77	Grupo Prom Racing Team	DEU	Alfredo Hernández	MEX			Mercedes AMG GT3 EVO	AM	9	24	21	1:49.157	5.117	1.983	144.4

Published at:.....

Track Temp: 45.3 °C Air Temp: 28.1 °C Humidity: 37 % Track Status: DRY

Race Director:

Alessandro Ferrari

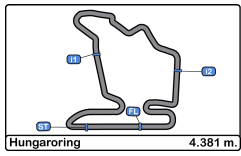
ACI DGA 392080

Timekeeper:

Luis Garcia

JCR-2654-ESP/M





Hungaroring
International GT Open
Free Practice - 1
Track Limit



The Stewards, having received a report from Race Director, have considered the following matter and determine the following:

Session Free Practice - 1
Fact The cars below did not use the track at the turns listed below

Infringement Breach of Appendix L Chapter IV Article 2 c) of the FIA International Sporting Code and Article 19.4/19.5 of the Sporting Regulations.

Decision Deletion of the lap times shown in accordance with Article 12.4.1.e of the FIA International Sporting Code.

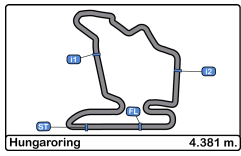
Note

- Certain decisions of the Stewards are subject to appeal (Article 15 of the FIA International Sporting Code).
- These penalties are not subject to appeal Article.12.3.4 of the FIA International Sporting Code and Article 16.5 of the Sporting Regulations.
- According to Article.12.3.3.b of the FIA International Sporting Code these decisions become immediately binding even in case of an appeal.

Ord	Turn	N° Driver	Entrant/Team	Time of Day	Lap Time
1	6-7	777 Jedliński - Basz	Olimp Racing	10:37:21.419	1:46.617
2	4	7 Darmetko - Dybionka	4F PTT Racing Team	10:38:06.457	3:04.842
3	3	79 Seweryn Mazur	Sendom Racing Team	10:38:27.640	1:52.233
4	11	54 Müller - Mettler	CBRX by SPS	10:38:34.689	1:45.921
5	4	26 Blanchemain - Pla	Saintéloc Racing	10:39:04.787	1:47.357
6	4	911 Armani - Fontana	ZRS Motorsport	10:40:04.575	1:49.137
7	11	54 Müller - Mettler	CBRX by SPS	10:40:25.015	1:50.326
8	11	88 Kell - Kell	Track Focused	10:40:32.681	1:45.479
9	4	26 Blanchemain - Pla	Saintéloc Racing	10:40:50.871	1:46.084
10	11	7 Darmetko - Dybionka	4F PTT Racing Team	10:41:45.288	1:52.106
11	11	55 De Meeus - Abril	AF Corse	10:42:02.965	1:44.569
12	6	75 Salaquarda - Milota	Team ISR	10:42:05.089	1:45.406
13	6	24 Borodin - Webb	Greystone GT	10:42:16.374	1:45.858
14	14	88 Kell - Kell	Track Focused	10:42:19.205	1:46.524
15	4	777 Jedliński - Basz	Olimp Racing	10:42:38.891	1:45.501
16	4	26 Blanchemain - Pla	Saintéloc Racing	10:42:44.196	1:53.325
17	4	33 Meakin - Macdonald	Greystone GT	10:42:59.399	1:45.209
18	6	75 Salaquarda - Milota	Team ISR	10:43:50.370	1:45.281
19	6-7	777 Jedliński - Basz	Olimp Racing	10:44:31.025	1:52.134
20	4	6 Lewandowski - Lewandowski	Baron Motorsport Team	10:44:35.007	1:47.618
21	6-7	107 Acosta - Bonanomi	AF Corse	10:45:12.037	1:45.725
22	6-7	51 Durán - Mosca	AF Corse	10:45:51.425	1:45.187
23	4	6 Lewandowski - Lewandowski	Baron Motorsport Team	10:46:24.328	1:49.321
24	4	55 De Meeus - Abril	AF Corse	10:47:24.509	1:52.034
25	xx	28 Ramírez - Baumann	Team Motopark	10:48:21.522	2:59.143
26	3	96 Veselaho - Neubauer	AF Corse	10:48:26.824	1:45.409
27	4	55 De Meeus - Abril	AF Corse	10:49:13.594	1:49.085
28	11	24 Borodin - Webb	Greystone GT	10:49:25.356	1:49.392
29	4	26 Blanchemain - Pla	Saintéloc Racing	10:50:03.558	5:27.253
30	4	96 Veselaho - Neubauer	AF Corse	10:50:11.338	1:44.514
31	6-7	777 Jedliński - Basz	Olimp Racing	10:50:26.335	1:45.185
32	4	17 Emson - Lebbon	Elite Motorsport with Entire Race Engineering	10:51:24.675	1:47.160
33	4	6 Lewandowski - Lewandowski	Baron Motorsport Team	10:51:52.655	3:31.485
34	6-7	28 Ramírez - Baumann	Team Motopark	10:51:55.397	1:47.478
35	4	63 Moncini - Testa	Scuderia Villorba Corse	10:52:23.316	1:46.561
36	4	11 Schwarzer - Fach	Fach Auto Tech	10:52:49.182	1:44.692
37	6-7	51 Durán - Mosca	AF Corse	10:53:29.333	1:52.456
38	4	26 Blanchemain - Pla	Saintéloc Racing	10:53:34.791	1:45.289
39	4	96 Veselaho - Neubauer	AF Corse	10:53:52.472	1:50.590

The Stewards:





Hungaroring
International GT Open
Free Practice - 1
Track Limit



The Stewards, having received a report from Race Director, have considered the following matter and determine the following:

Session Free Practice - 1
Fact The cars below did not use the track at the turns listed below

Infringement Breach of Appendix L Chapter IV Article 2 c) of the FIA International Sporting Code and Article 19.4/19.5 of the Sporting Regulations.

Decision Deletion of the lap times shown in accordance with Article 12.4.1.e of the FIA International Sporting Code.

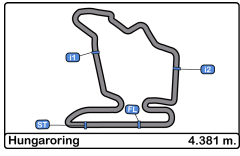
Note

- Certain decisions of the Stewards are subject to appeal (Article 15 of the FIA International Sporting Code).
- These penalties are not subject to appeal Article.12.3.4 of the FIA International Sporting Code and Article 16.5 of the Sporting Regulations.
- According to Article.12.3.3.b of the FIA International Sporting Code these decisions become immediately binding even in case of an appeal.

Ord	Turn	N° Driver	Entrant/Team	Time of Day	Lap Time
40	6-7	79 Seweryn Mazur	Sendom Racing Team	10:55:08.694	1:48.353
41	11	75 Salaquarda - Milota	Team ISR	10:56:34.680	1:44.654
42	11	75 Salaquarda - Milota	Team ISR	10:58:22.508	1:47.828
43	4	5 Jedliński - Korzeniowski	Olimp Racing	10:58:23.711	2:08.817
44	6-7	33 Meakin - Macdonald	Greystone GT	10:58:38.147	1:45.136
45	11	97 Bateman - Pauwels	Blackthorn	10:58:59.829	1:45.341
46	6-7	28 Ramirez - Baumann	Team Motopark	10:59:04.407	1:47.105
47	4	6 Lewandowski - Lewandowski	Baron Motorsport Team	10:59:07.017	1:47.269
48	4	71 Mansell - Götz	Team Motopark	10:59:07.513	1:45.470
49	6-7	5 Jedliński - Korzeniowski	Olimp Racing	11:00:34.832	2:11.121
50	3	26 Blanchemain - Pla	Saintéloc Racing	11:02:31.377	1:51.358
51	4	6 Lewandowski - Lewandowski	Baron Motorsport Team	11:02:47.173	1:47.630
52	6-7	17 Emson - Lebbon	Elite Motorsport with Entré Race Engineering	11:03:13.759	6:24.577
53	6-7	17 Emson - Lebbon	Elite Motorsport with Entré Race Engineering	11:04:59.411	1:45.652
54	4	63 Moncini - Testa	Scuderia Villorba Corse	11:05:00.375	3:23.090
55	11	911 Armani - Fontana	ZRS Motorsport	11:06:34.733	1:44.731
56	4	63 Moncini - Testa	Scuderia Villorba Corse	11:06:57.367	1:56.992
57	4	6 Lewandowski - Lewandowski	Baron Motorsport Team	11:08:19.042	1:54.848
58	6-7	17 Emson - Lebbon	Elite Motorsport with Entré Race Engineering	11:08:34.343	1:49.617
59	11	54 Müller - Mettler	CBRX by SPS	11:08:47.405	1:55.495
60	11	63 Moncini - Testa	Scuderia Villorba Corse	11:08:48.303	1:50.936
61	11	911 Armani - Fontana	ZRS Motorsport	11:12:04.971	3:36.891
62	4	26 Blanchemain - Pla	Saintéloc Racing	11:12:12.258	1:50.615
63	4	63 Moncini - Testa	Scuderia Villorba Corse	11:12:29.353	1:52.515
64	11	33 Meakin - Macdonald	Greystone GT	11:12:35.439	1:45.913
65	4	88 Kell - Kell	Track Focused	11:12:52.979	1:57.782
66	6-7	777 Jedliński - Basz	Olimp Racing	11:13:03.535	1:45.762
67	4	97 Bateman - Pauwels	Blackthorn	11:13:14.799	1:47.697
68	4	6 Lewandowski - Lewandowski	Baron Motorsport Team	11:13:50.244	1:46.391
69	4	24 Borodin - Webb	Greystone GT	11:14:00.869	1:51.701
70	11	54 Müller - Mettler	CBRX by SPS	11:14:08.580	1:47.555
71	11	28 Ramirez - Baumann	Team Motopark	11:14:14.496	1:46.545
72	6-7	777 Jedliński - Basz	Olimp Racing	11:14:48.917	1:45.382
73	4	6 Lewandowski - Lewandowski	Baron Motorsport Team	11:15:36.467	1:46.223
74	4	55 De Meeus - Abril	AF Corse	11:16:00.188	1:46.498
75	4	777 Jedliński - Basz	Olimp Racing	11:16:34.348	1:45.431
76	4	14 Wira - Magdziarz	Good Speed Racing Team	11:17:01.993	1:48.831
77	4	63 Moncini - Testa	Scuderia Villorba Corse	11:17:30.024	5:00.671
78	4	11 Schwarzer - Fach	Fach Auto Tech	11:17:47.402	1:53.729

The Stewards:





Hungaroring
International GT Open
Free Practice - 1
Track Limit



The Stewards, having received a report from Race Director, have considered the following matter and determine the following:

Session Free Practice - 1

Fact The cars below did not use the track at the turns listed below

Infringement Breach of Appendix L Chapter IV Article 2 c) of the FIA International Sporting Code and Article 19.4/19.5 of the Sporting Regulations.

Decision Deletion of the lap times shown in accordance with Article 12.4.1.e of the FIA International Sporting Code.

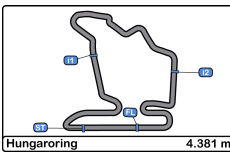
Note

- Certain decisions of the Stewards are subject to appeal (Article 15 of the FIA International Sporting Code).
- These penalties are not subject to appeal Article.12.3.4 of the FIA International Sporting Code and Article 16.5 of the Sporting Regulations.
- According to Article.12.3.3.b of the FIA International Sporting Code these decisions become immediately binding even in case of an appeal.

Ord	Turn	N° Driver	Entrant/Team	Time of Day	Lap Time
79	4	97 Bateman - Pauwels	Blackthorn	11:18:37.104	1:48.567
80	4	24 Borodin - Webb	Greystone GT	11:20:13.392	1:52.315
81	4	6 Lewandowski - Lewandowski	Baron Motorsport Team	11:22:43.309	1:46.522

The Stewards:





Hungaroring
International GT Open
Free Practice - 1
Provisional Results by Category



PROAM																
Cls	N°	Entrant/Team	Nat	Driver 1	Nat	Driver 2	Nat	Vehicle	Cat	Cls	Laps	Best	Time	Gap	Interval	Km/h
1	55	AF Corse	ITA	Laurent De Meeus	BEL	Vincent Abril	FRA	Ferrari 296 GT3 EVO	PROAM	1	23	21	1:44.040			151.5
2	75	Team ISR	CZE	Filip Salaquarda	CZE	Libor Milota	CZE	Audi R8 LMS GT3 Evo II	PROAM	2	26	11	1:44.481	0.441	0.441	150.9
3	54	CBRX by SPS	DEU	Dexter Müller	CHN	Yannick Mettler	CHN	Mercedes AMG GT3 EVO	PROAM	3	24	9	1:44.554	0.514	0.073	150.8
4	11	Fach Auto Tech	CHN	Alexander Schwarzer	CHN	Alexander Fach	CHN	Porsche 911 GT3 R EVO (992)	PROAM	4	25	11	1:44.632	0.592	0.078	150.7
5	97	Blackthorn	GBR	Charles Bateman	GBR	Kobe Pauwels	BEL	Aston Martin AMR Vantage GT3 E	PROAM	5	21	6	1:44.931	0.891	0.299	150.3
6	24	Greystone GT	GBR	Andrey Borodin	IND	Oliver Webb	GBR	McLaren 720s GT3 Evo	PROAM	6	22	5	1:45.009	0.969	0.078	150.1
7	777	Olimp Racing	POL	Marcin Jedliński	POL	Karol Basz	POL	Ferrari 296 GT3 EVO	PROAM	7	24	16	1:45.343	1.303	0.334	149.7
8	88	Track Focused	GBR	Darren Kell	GBR	James Kell	GBR	McLaren 720 Evo GT3	PROAM	8	24	6	1:45.712	1.672	0.369	149.1
9	26	Saintéloc Racing	FRA	Michaël Blanchemain	FRA	Jim Pla	FRA	Audi R8 LMS GT3 Evo II	PROAM	9	19	8	1:45.944	1.904	0.232	148.8
10	7	4F PTT Racing Team	POL	Hubert Darmetko	POL	Fabian Dybionka	POL	BMW M4 GT3 EVO	PROAM*	10	25	6	1:46.070	2.030	0.126	148.6

AM																
Cls	N°	Entrant/Team	Nat	Driver 1	Nat	Driver 2	Nat	Vehicle	Cat	Cls	Laps	Best	Time	Gap	Interval	Km/h
1	107	AF Corse	ITA	Rey Acosta	USA	Marco Bonanomi	ITA	Ferrari 296 GT3 EVO	AM	1	21	7	1:44.647			150.7
2	79	Sendom Racing Team	POL	Seweryn Mazur	POL		POL	Lamborghini Huracan Evo 2	AM	2	23	21	1:44.969	0.322	0.322	150.2
3	5	Olimp Racing	POL	Stanislaw Jedliński	POL	Krystian Korzeniowski	POL	Ferrari 296 GT3 EVO	AM	3	16	7	1:45.187	0.540	0.218	149.9
4	6	Baron Motorsport Team	AUT	Andrzej Lewandowski	POL	Adrian Lewandowski	POL	Ferrari 296 GT3	AM	4	24	21	1:45.919	1.272	0.732	148.9
5	12	Fach Auto Tech	CHN	Joel Monegro Reyes	DOM		DOM	Porsche 911 GT3 R EVO (992)	AM	5	25	23	1:45.921	1.274	0.002	148.8
6	16	AF Corse	ITA	Marcelo Hahn	BRA	Galid Osman	BRA	Ferrari 296 GT3 EVO	AM	6	22	13	1:46.063	1.416	0.142	148.0
7	14	Good Speed Racing Team	POL	Piotr Wira	POL	Tomasz Magdziarz	POL	Aston Martin AMR Vantage GT3 E	AM	7	25	22	1:46.554	1.907	0.491	148.7
8	500	Gamota Racing	BGR	Antal Zsigo	BGR	Csaba Walter	HUN	BMW M4 GT3 EVO	AM	8	22	21	1:47.174	2.527	0.620	147.1
9	77	Grupo Prom Racing Team	DEU	Alfredo Hernández	MEX		MEX	Mercedes AMG GT3 EVO	AM	9	24	21	1:49.157	4.510	1.983	144.4

PRO																
Cls	N°	Entrant/Team	Nat	Driver 1	Nat	Driver 2	Nat	Vehicle	Cat	Cls	Laps	Best	Time	Gap	Interval	Km/h
1	911	ZRS Motorsport	ITA	Pietro Armanni	ITA	Alex Fontana	CHN	Porsche 911 GT3 R EVO (992)	PRO	1	24	10	1:44.739			150.5
2	71	Team Motopark	DEU	Christian Mansell	AUS	Maximilian Götz	DEU	Mercedes AMG GT3 EVO	PRO	2	26	6	1:44.781	0.042	0.042	150.5
3	96	AF Corse	ITA	Yaroslav Veselaho	UKR	Thomas Neubauer	FRA	Ferrari 296 GT3 EVO	PRO	3	24	5	1:44.811	0.072	0.030	150.4
4	51	AF Corse	ITA	Rafael Durán	ESP	Tommaso Mosca	ITA	Ferrari 296 GT3 EVO	PRO	4	25	10	1:44.830	0.091	0.019	150.4
5	33	Greystone GT	GBR	Zac Meakin	GBR	Dean Macdonald	GBR	McLaren 720s GT3 Evo	PRO	5	24	6	1:44.947	0.208	0.117	150.2
6	17	Elite Motorsport with Entire Race Engineering	GBR	Tom Emson	GBR	Tom Lebbon	GBR	Ferrari 296 GT3 EVO	PRO	6	22	20	1:45.024	0.285	0.077	150.1
7	28	Team Motopark	DEU	Marcelo Ramírez	MEX	Dominik Baumann	AUT	Mercedes AMG GT3 EVO	PRO	7	22	3	1:45.043	0.304	0.019	150.1
8	63	Scuderia Villorba Corse	ITA	Leonardo Moncini	ITA	Rodrigo Testa	PRT	Lamborghini Huracan Evo 2	PRO	8	21	7	1:47.076	2.337	2.033	147.2

Published at:.....

Track Temp: 45.3 °C Air Temp: 28.1 °C Humidity: 37 % Track Status: DRY

Race Director:

Alessandro Ferrari

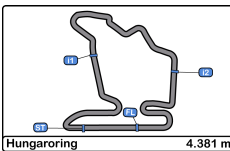
ACI DGA 392080

Timekeeper:

Luis Garcia

JCR-2654-ESP/M





Hungaroring
International GT Open
Free Practice - 1
Provisional Results by Category



Published at:.....

Track Temp: **45.3 °C** Air Temp: **28.1 °C** Humidity: **37 %** Track Status: **DRY**

Race Director:

Alessandro Ferrari

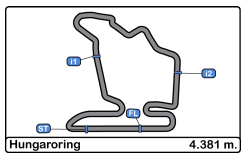
ACI DGA 392080

Timekeeper:

Luis Garcia

JCR-2654-ESP/M



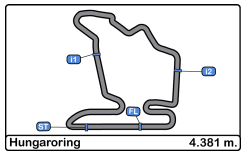


Hungaroring
International GT Open
Free Practice - 1
Lap Analysis



5							7									
Stanislaw Jedliński							Ferrari 296 GT3 EVO									
AM Krystian Korzeniewski							Olimp Racing PROAM* Fabian Dybionka									
4F PTT Racing Team							BMW M4 GT3 EVO									
Lap	D	Time	Sector 1	Sector 2	Sector 3	T. Spd	Elapsed	Lap	D	Time	Sector 1	Sector 2	Sector 3	T. Spd	Elapsed	
1		10:35:16.290	10:34:04.865	41.032	30.393		10:35:16.290	1		10:35:01.615 P	10:33:44.054	42.400	35.161		10:35:01.615	
2		1:47.219	37.438	39.273	30.508	229.7	10:37:03.509	2		2:04.842	1:54.349	40.074	30.419		10:38:06.457	
3		5:08.527	3:59.782	38.725	30.020	229.7	10:42:12.036	3		1:46.725	37.566	38.988	30.171	230.7	10:39:53.182	
4		1:45.282	37.249	38.461	29.572	228.8	10:43:57.318	4		1:52.106	39.426	39.664	33.016	230.2	10:41:45.288	
5		1:45.551	37.361	38.660	29.530	229.2	10:45:42.869	5		1:46.472	37.967	38.653	29.852	228.8	10:43:31.760	
6		1:45.204	37.343	38.478	29.383	227.8	10:47:28.073	6		1:46.070	37.588	38.777	29.705	230.2	10:45:17.830	
7		1:45.187	37.146	38.515	29.526	228.8	10:49:13.260	7		1:46.409	37.557	38.956	29.896	230.2	10:47:04.239	
8		7:01.634	5:44.586	43.922	33.126	228.8	10:56:14.894	8		1:46.257	37.597	38.763	29.897	228.8	10:48:50.496	
9		2:08.847	42.830	47.661	38.326	218.6	10:58:23.711	9		1:48.191	38.926	39.420	29.845	230.7	10:50:38.687	
10		2:11.421	41.455	53.512	36.154		11:00:34.832	10		1:46.305	37.551	38.853	29.901	232.7	10:52:24.992	
11		2:07.337	44.331	47.407	35.599		11:02:42.169	11		1:46.444	37.712	38.797	29.935	231.2	10:54:11.436	
12		2:07.218	43.159	48.252	35.807		11:04:49.387	12		1:46.516	37.539	39.167	29.810	230.7	10:55:57.952	
13		8:42.741	7:22.119	46.789	33.833		11:13:32.128	13		1:46.700	37.662	38.952	30.086	230.2	10:57:44.652	
14		2:02.719	42.257	45.459	35.003		11:15:34.847	14		1:52.958 P	37.558	39.394	36.006	230.7	10:59:37.610	
15		2:12.285	44.515	50.309	37.461		11:17:47.132	15		3:36.316 P	2:21.896	40.285	34.135		11:03:13.926	
16		2:23.809 P	47.694	50.681	45.434	212.1	11:20:10.941	16		2:39.023 P	1:25.631	39.910	33.482		11:05:52.949	
6							11									
Andrzej Lewandowski							Ferrari 296 GT3									
AM Adrian Lewandowski							Baron Motorsport Team									
Lap	D	Time	Sector 1	Sector 2	Sector 3	T. Spd	Elapsed	Lap	D	Time	Sector 1	Sector 2	Sector 3	T. Spd	Elapsed	
1		10:37:37.104 P	10:36:08.901	45.172	43.031		10:37:37.104	17		3:10.207	1:58.801	39.756	31.650		11:09:03.156	
2		3:17.593	2:00.591	45.247	31.755		10:40:54.697	18		1:48.413	37.848	39.865	30.700		11:10:51.569	
3		1:52.692	38.912	41.789	31.991	226.8	10:42:47.389	19		1:48.444	38.796	39.563	30.085		11:12:40.013	
4		1:47.618	38.124	39.629	29.865	225.9	10:44:35.007	20		1:46.863	37.658	39.315	29.890		11:14:26.876	
5		1:49.321	37.708	39.699	31.914	226.4	10:46:24.328	21		1:46.521	37.472	39.002	30.047		11:16:13.397	
6		1:56.842 P	38.074	41.013	37.755	227.8	10:48:21.170	22		1:50.531 P	37.680	39.282	33.569		11:18:03.928	
7		3:31.485	2:21.710	39.373	30.402		10:51:52.655	23		3:06.202	1:57.001	39.303	29.898		11:21:10.130	
8		1:46.052	37.688	38.789	29.575	228.3	10:53:38.707	24		1:48.041	37.470	39.586	30.985		11:22:58.171	
9		1:53.716	38.014	41.527	34.175	228.3	10:55:32.423	25		2:42.539 P	42.874	1:09.325	50.340		11:25:40.710	
10		1:47.325	38.005	39.514	29.806	226.4	10:57:19.748	Alexander Schwarzer Porsche 911 GT3 R EVO (992)								
11		1:47.269	37.907	39.743	29.619	225.9	10:59:07.017	PROAM Alexander Fach Fach Auto Tech								
12		1:52.526	37.828	40.717	33.981		11:00:59.543	<th>Lap</th> <th>D</th> <th>Time</th> <th>Sector 1</th> <th>Sector 2</th> <th>Sector 3</th> <th>T. Spd</th> <th>Elapsed</th>	Lap	D	Time	Sector 1	Sector 2	Sector 3	T. Spd	Elapsed
13		1:47.630	37.940	39.974	29.716		11:02:47.173	1		10:34:49.565	10:33:40.047	39.749	29.769		10:34:49.565	
14		1:48.451	37.831	40.861	29.759		11:04:35.624	2		1:47.169	37.706	39.789	29.674	225.0	10:36:36.734	
15		1:48.570	37.470	39.217	31.883		11:06:24.194	3		1:45.759	37.439	38.887	29.433	227.3	10:38:22.493	
16		1:54.848 P	39.262	40.792	34.794		11:08:19.042	4		1:45.370	37.373	38.471	29.526	227.8	10:40:07.863	
17		3:44.811	2:33.642	40.002	31.167		11:12:03.853	5		1:45.188	37.374	38.468	29.346	226.8	10:41:53.051	
18		1:46.301	37.717	39.100	29.574		11:13:50.244	6		1:52.054 P	37.557	40.602	33.895	225.4	10:43:45.105	
19		1:46.223	37.603	38.925	29.695		11:15:36.467	7		3:49.137	2:39.103	40.412	29.622		10:47:34.242	
20		1:47.748	38.790	39.125	29.833		11:17:24.215	8		1:45.283	37.546	38.456	29.281	225.4	10:49:19.525	
21		1:45.919	37.384	39.132	29.403	227.3	11:19:10.134	9		1:44.965	37.276	38.318	29.371	226.4	10:51:04.490	
22		1:46.653	37.965	39.191	29.497		11:20:56.787	10		1:44.692	37.278	38.096	29.318	226.8	10:52:49.182	
23		1:46.522	37.718	39.242	29.562		11:22:43.309	11		1:44.632	37.210	38.043	29.379	226.4	10:54:33.814	
24		2:29.390 P	37.490	58.952	52.948		11:25:12.699	12		1:49.154 P	37.402	38.881	32.871	226.4	10:56:22.968	
								13		4:03.836	2:51.455	42.335	30.046		11:00:26.804	
								14		1:48.178	38.048	40.090	30.040		11:02:14.982	
								15		1:47.634	37.909	39.879	29.846		11:04:02.616	
								16		1:55.867 P	40.980	40.404	34.483		11:05:58.483	
								17		2:45.226	1:35.263	39.704	30.259		11:08:43.709	
								18		1:47.269	38.022	39.428	29.819		11:10:30.978	
								19		1:47.144	37.812	39.417	29.915		11:12:18.122	
								20		1:47.138	37.932	39.530	29.676		11:14:05.260	
								21		1:48.413	38.974	39.610	29.829		11:15:53.673	
								22		1:53.729 P	37.778	41.596	34.355		11:17:47.402	
								23		3:12.613	2:03.315	39.539	29.759		11:21:00.015	
								24		1:47.668	38.598	39.393	29.677		11:22:47.683	
								25		2:31.362 P	37.678	1:03.108	50.576		11:25:19.045	





Hungaroring
International GT Open
Free Practice - 1
Lap Analysis



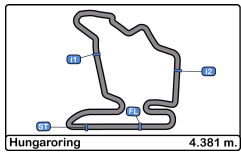
12 Joel Monegro Reyes Porsche 911 GT3 R EVO (992) **16** Marcelo Hahn Ferrari 296 GT3 EVO

AM Fach Auto Tech							AM Galid Osman AF Corse								
Lap	D	Time	Sector 1	Sector 2	Sector 3	T. Spd	Elapsed	Lap	D	Time	Sector 1	Sector 2	Sector 3	T. Spd	Elapsed
1		10:35:19.830	10:34:03.838	44.581	31.411		10:35:19.830	1		10:35:55.963 P	10:34:33.296	43.898	38.769		10:35:55.963
2		1:50.284	38.893	41.071	30.320	223.6	10:37:10.114	2		4:35.446	3:12.563	47.501	35.382		10:40:31.409
3		1:50.370	38.370	41.626	30.374	228.8	10:39:00.484	3		1:51.175	38.303	41.604	31.268	224.5	10:42:22.584
4		1:48.616	38.332	40.436	29.848	227.8	10:40:49.100	4		1:47.654	38.087	39.613	29.954	224.0	10:44:10.238
5		1:48.260	37.853	40.301	30.106	227.8	10:42:37.360	5		1:46.150	37.610	39.103	29.437	226.8	10:45:56.388
6		1:50.103	38.785	40.571	30.747	227.3	10:44:27.463	6		1:49.739	37.611	41.202	30.926	226.8	10:47:46.127
7		1:56.315	42.077	42.425	31.813	227.3	10:46:23.778	7		1:48.135	37.617	40.419	30.099	226.4	10:49:34.262
8		1:47.094	37.845	39.440	29.809	226.4	10:48:10.872	8		1:51.177 P	37.457	39.341	34.379	228.3	10:51:25.439
9		1:48.175	37.943	40.382	29.850	227.3	10:49:59.047	9		3:15.767	2:04.763	40.842	30.162		10:54:41.206
10		1:57.563 P	38.195	40.138	39.230	228.3	10:51:56.610	10		1:47.820	37.447	40.376	29.997	226.8	10:56:29.026
11		4:33.679	3:20.152	42.500	31.027		10:56:30.289	11		1:48.344	37.606	39.211	31.527	225.9	10:58:17.370
12		1:49.054	38.182	40.125	30.747	225.0	10:58:19.343	12		1:46.528	37.662	39.446	29.420	226.4	11:00:03.898
13		1:47.730	38.111	39.877	29.742	225.9	11:00:07.073	13		1:46.063	37.408	39.147	29.508	225.4	11:01:49.961
14		1:47.572	38.004	39.742	29.826	226.4	11:01:54.645	14		2:00.429 P	39.423	41.821	39.185		11:03:50.390
15		1:47.833	38.033	39.886	29.914		11:03:42.478	15		4:47.723	3:36.817	40.516	30.390		11:08:38.113
16		1:48.744	37.731	41.164	29.849		11:05:31.222	16		1:49.529	38.720	39.802	31.007		11:10:27.642
17		1:47.919	37.912	39.561	30.446		11:07:19.141	17		1:47.580	37.956	39.431	30.193		11:12:15.222
18		1:46.411	37.585	39.277	29.549		11:09:05.552	18		1:47.680	38.156	39.520	30.004		11:14:02.902
19		1:57.231 P	37.615	39.439	40.177		11:11:02.783	19		1:48.994	37.698	41.351	29.945		11:15:51.896
20		4:20.421	3:10.881	39.836	29.704		11:15:23.204	20		1:47.359	37.478	40.056	29.825		11:17:39.255
21		1:46.167	37.713	39.199	29.255		11:17:09.371	21		1:46.895	37.895	39.065	29.935	227.3	11:19:26.150
22		1:46.005	37.736	39.011	29.258	227.8	11:18:55.376	22		2:02.481 P	39.001	42.725	40.755		11:21:28.631
23		1:45.921	37.404	39.034	29.483		11:20:41.297								
24		1:53.636	39.253	44.783	29.600		11:22:34.933								
25		2:28.332 P	39.365	56.929	52.038		11:25:03.265								

14 Piotr Wira Aston Martin AMR Vantage GT3 EVO **17** Tom Emson Ferrari 296 GT3 EVO

AM Tomasz Magdziarz Good Speed Racing Team							PRO Tom Lebbon Elite Motorsport with Entire Race								
Lap	D	Time	Sector 1	Sector 2	Sector 3	T. Spd	Elapsed	Lap	D	Time	Sector 1	Sector 2	Sector 3	T. Spd	Elapsed
1		10:35:05.121	10:33:48.452	43.229	33.440		10:35:05.121	1		10:36:27.599	10:35:13.091	41.310	33.198		10:36:27.599
2		1:53.090	38.764	42.196	32.130	225.9	10:36:58.211	2		1:47.312	37.682	39.296	30.334	231.2	10:38:14.911
3		1:53.160	38.722	42.307	32.131	226.4	10:38:51.371	3		1:45.631	37.587	38.599	29.445	231.7	10:40:00.542
4		1:50.647	38.325	40.880	31.442	228.8	10:40:42.018	4		1:49.957	37.450	41.289	31.218	231.2	10:41:50.499
5		1:50.465	38.421	39.987	32.057	225.9	10:42:32.483	5		1:45.493	37.469	38.595	29.429	230.2	10:43:35.992
6		1:50.393	38.763	40.674	30.956	221.7	10:44:22.876	6		1:48.247 P	37.210	38.517	32.520	230.2	10:45:24.239
7		1:48.984	38.184	40.270	30.530	226.8	10:46:11.860	7		4:13.276	3:02.233	40.586	30.457		10:49:37.515
8		1:56.712 P	38.457	41.318	36.937	225.4	10:48:08.572	8		4:47.160	37.308	39.424	30.428	230.7	10:51:24.675
9		4:07.455	2:50.580	44.355	32.520		10:52:16.027	9		1:46.787	37.146	39.732	29.909	233.2	10:53:11.462
10		1:48.437	38.218	39.734	30.485	227.3	10:54:04.464	10		1:45.137	37.105	38.560	29.472	231.7	10:54:56.599
11		1:47.966	37.952	39.826	30.188	226.4	10:55:52.430	11		1:52.583 P	38.019	40.692	33.872	231.7	10:56:49.182
12		1:49.148	37.985	40.468	30.695	225.4	10:57:41.578	12		6:24.577	5:14.261	39.684	30.632		11:03:13.759
13		1:50.902	38.291	41.470	31.141	226.4	10:59:32.480	13		4:45.652	37.458	38.691	29.503		11:04:59.411
14		1:50.174	38.352	40.924	30.898		11:01:22.654	14		1:45.315	37.072	38.872	29.371		11:06:44.726
15		1:56.923 P	38.043	42.298	36.582		11:03:19.577	15		4:40.617	37.145	38.489	33.983	01.0	11:08:34.343
16		4:40.223	3:28.301	41.450	30.472		11:07:59.800	16		1:45.329	37.288	38.531	29.510		11:10:19.672
17		1:48.239	38.316	40.038	29.885		11:09:48.039	17		1:49.416 P	37.156	38.961	33.299		11:12:09.088
18		1:47.938	38.071	39.964	29.903		11:11:35.977	18		3:40.102	2:26.725	40.322	33.055		11:15:49.190
19		1:50.164	38.447	41.334	30.383		11:13:26.141	19		1:46.072	37.373	39.104	29.595		11:17:35.262
20		1:47.021	37.839	39.589	29.593		11:15:13.162	20		1:45.024	37.150	38.560	29.314	229.2	11:19:20.286
21		4:48.834	38.652	40.063	30.116	226.4	11:17:01.993	21		1:48.770 P	37.100	39.141	32.529		11:21:09.056
22		1:46.554	37.546	39.298	29.710	226.8	11:18:48.547	22		3:57.812 P	2:09.582	1:00.137	48.093		11:25:06.868
23		1:48.189	37.591	40.721	29.877		11:20:36.736								
24		2:15.617	1:04.436	41.491	29.690		11:22:52.353								
25		2:32.487 P	39.290	1:03.605	49.592		11:25:24.840								





Hungaroring
International GT Open
Free Practice - 1
Lap Analysis



24

Andrey Borodin

McLaren 720s GT3 Evo

28

Marcelo Ramírez

Mercedes AMG GT3 EVO

PROAM

Oliver Webb

Greystone GT

PRO

Dominik Baumann

Team Motopark

Lap	D	Time	Sector 1	Sector 2	Sector 3	T. Spd	Elapsed	Lap	D	Time	Sector 1	Sector 2	Sector 3	T. Spd	Elapsed
1		10:35:05.802 P	10:33:47.486	41.483	36.833		10:35:05.802	1		10:35:15.607 P	10:34:00.057	41.387	34.163		10:35:15.607
2		3:38.493	2:28.068	40.737	29.688		10:38:44.295	2		2:57.710	1:48.937	39.363	29.410		10:38:13.317
3		1:46.221	37.686	38.716	29.819	226.8	10:40:30.516	3		1:45.043	37.250	38.467	29.326	228.3	10:39:58.360
4		1:45.858	37.510	38.964	29.384	224.5	10:42:16.374	4		1:50.194	37.352	38.905	33.937	228.3	10:41:48.554
5		1:45.009	37.424	38.328	29.257	225.4	10:44:01.383	5		1:45.079	37.318	38.436	29.325	226.4	10:43:33.633
6		1:46.870	37.193	40.147	29.530	227.8	10:45:48.253	6		1:48.746 P	37.441	38.382	32.923	227.8	10:45:22.379
7		1:47.711	37.432	39.175	31.104	225.9	10:47:35.964	7		2:59.143	1:49.284	39.837	30.022		10:48:21.522
8		1:49.392 P	37.322	38.535	33.535	225.9	10:49:25.356	8		1:46.397	38.042	38.935	29.420	225.9	10:50:07.919
9		6:02.803	4:41.221	47.717	33.865		10:55:28.159	9		1:47.478	37.676	38.854	30.948	228.3	10:51:55.397
10		2:06.206	44.304	47.155	34.747	218.6	10:57:34.365	10		1:46.735	37.806	39.218	29.711	223.6	10:53:42.132
11		2:06.120	45.217	47.423	33.480	217.7	10:59:40.485	11		1:47.903	37.661	39.985	30.257	227.8	10:55:30.035
12		2:01.809	41.267	48.273	32.269	216.8	11:01:42.294	12		1:47.267	38.529	39.331	29.407	227.3	10:57:17.302
13		1:54.880	40.114	42.185	32.581		11:03:37.174	13		1:47.105	37.783	39.308	30.014		10:59:04.407
14		1:57.297	41.453	44.247	31.597		11:05:34.471	14		1:50.107 P	37.695	39.164	33.248		11:00:54.514
15		2:47.764	1:29.740	43.507	34.517		11:08:22.235	15		9:46.972	8:36.842	40.066	30.064		11:10:41.486
16		1:53.837	39.643	42.648	31.546		11:10:16.072	16		1:46.465	37.601	39.346	29.518		11:12:27.951
17		1:53.096	39.605	42.616	30.875		11:12:09.168	17		1:46.545	37.703	39.082	29.760		11:14:14.496
18		1:51.704	38.817	42.223	30.661		11:14:00.869	18		1:47.381	37.890	39.295	30.196		11:16:01.877
19		2:25.748	38.847	43.584	1:03.317		11:16:26.617	19		1:46.602	37.697	39.277	29.628	227.3	11:17:48.479
20		1:54.460	40.074	41.895	32.491		11:18:21.077	20		1:53.589 P	40.710	39.974	32.905	228.8	11:19:42.068
21		1:52.345	39.160	41.858	31.297		11:20:13.392	21		3:49.093	2:40.066	39.506	29.521		11:23:31.161
22		1:50.040	38.810	40.759	30.471		11:22:03.432	22		3:07.371 P	1:09.544	1:09.161	48.666		11:26:38.532
23			38.505												

26

Michaël Blanchemain

Audi R8 LMS GT3 Evo II

33

Zac Meakin

McLaren 720s GT3 Evo

PROAM

Jim Pla

Saint-Éloc Racing

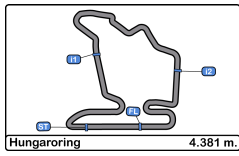
PRO

Dean Macdonald

Greystone GT

Lap	D	Time	Sector 1	Sector 2	Sector 3	T. Spd	Elapsed	Lap	D	Time	Sector 1	Sector 2	Sector 3	T. Spd	Elapsed
1		10:35:28.743	10:34:18.488	40.221	30.034		10:35:28.743	1		10:35:00.473 P	10:33:43.759	42.461	34.253		10:35:00.473
2		1:48.687	38.347	39.802	30.538	225.4	10:37:17.430	2		2:41.653	1:32.474	39.473	29.706		10:37:42.126
3		1:47.367	37.692	38.896	30.769	227.3	10:39:04.787	3		1:46.349	37.601	39.243	29.505	228.3	10:39:28.475
4		1:46.084	37.493	39.049	29.542	226.8	10:40:50.871	4		1:45.715	37.318	38.884	29.513	228.3	10:41:14.190
5		1:53.325	37.745	40.170	35.410	226.4	10:42:44.196	5		1:46.209	37.283	38.586	29.340	227.3	10:42:59.399
6		1:52.109 P	37.421	39.080	35.608	225.4	10:44:36.305	6		1:44.947	37.193	38.471	29.283	227.8	10:44:44.346
7		5:27.263	4:15.173	42.241	29.839		10:50:03.558	7		1:45.024	37.108	38.442	29.474	228.3	10:46:29.370
8		1:45.944	37.216	38.919	29.809	226.8	10:51:49.502	8		1:53.813 P	37.266	38.823	37.724	227.8	10:48:23.183
9		1:45.289	37.245	38.651	29.393	226.8	10:53:34.791	9		4:58.382	3:50.432	38.699	29.251		10:53:21.565
10		1:52.185 P	37.625	39.518	35.042	226.4	10:55:26.976	10		1:45.213	37.071	38.741	29.401	229.7	10:55:06.778
11		5:13.043	3:58.982	43.674	30.387		11:00:40.019	11		1:46.233	37.540	39.357	29.336	228.8	10:56:53.011
12		1:51.368	38.615	42.594	30.149		11:02:31.377	12		1:45.136	37.002	38.870	29.264	227.3	10:58:38.147
13		1:55.792 P	38.202	41.573	36.017		11:04:27.169	13		1:51.180 P	37.611	40.609	32.960		11:00:29.327
14		5:54.474	4:41.523	42.183	30.768		11:10:21.643	14		3:09.215	1:58.313	40.896	30.006		11:03:38.542
15		1:50.645	38.778	41.397	30.440		11:12:12.258	15		1:49.035	38.931	40.040	30.064		11:05:27.577
16		1:55.001 P	38.580	40.936	35.485		11:14:07.259	16		1:46.828	37.895	39.453	29.480	225.0	11:07:14.405
17		7:15.920	6:03.930	39.922	32.068		11:21:23.179	17		1:47.728	38.400	39.336	29.992		11:09:02.133
18		2:01.287	38.712	52.263	30.312		11:23:24.466	18		1:47.393	37.645	39.923	29.825		11:10:49.526
19		3:09.478 P	1:03.458	1:09.668	56.352		11:26:33.944	19		1:45.943	37.703	38.817	29.393		11:12:35.439
20								20		1:46.719	37.411	38.967	30.341	225.9	11:14:22.158
21								21		1:51.163 P	37.717	39.201	34.245	225.0	11:16:13.321
22								22		5:33.587	4:25.167	39.026	29.394		11:21:46.908
23								23		1:50.312	37.310	39.892	33.110		11:23:37.220
24								24		3:16.939 P	1:17.969	1:08.970	50.000		11:26:54.159





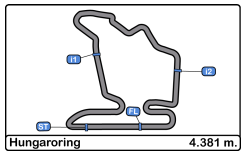
Hungaroring
International GT Open
Free Practice - 1
Lap Analysis



51							55									
Rafael Durán							Laurent De Meeus									
Ferrari 296 GT3 EVO							Ferrari 296 GT3 EVO									
PRO			Tommaso Mosca				AF Corse			PROAM			Vincent Abril			
Lap	D	Time	Sector 1	Sector 2	Sector 3	T. Spd	Elapsed	Lap	D	Time	Sector 1	Sector 2	Sector 3	T. Spd	Elapsed	
1		10:35:15.186	10:34:02.156	40.051	32.979		10:35:15.186	1		10:36:14.992 P	10:34:55.777	41.298	37.917		10:36:14.992	
2		1:46.070	37.407	39.040	29.623	229.2	10:37:01.256	2		2:18.005	1:06.274	40.277	31.454		10:38:32.997	
3		1:48.106	38.000	40.167	29.939	230.7	10:38:49.362	3		1:45.399	37.234	38.689	29.476	230.7	10:40:18.396	
4		1:45.920	37.332	38.619	29.969	230.7	10:40:35.282	4		1:44.569	37.143	38.249	29.177	230.7	10:42:02.965	
5		1:45.819	37.506	38.765	29.548	229.7	10:42:21.101	5		1:44.718	37.327	38.249	29.142	229.7	10:43:47.683	
6		1:45.137	37.302	38.527	29.308	228.3	10:44:06.238	6		1:44.792	37.062	38.219	29.511	231.2	10:45:32.475	
7		1:45.187	37.319	38.584	29.284	230.2	10:45:51.425	7		1:52.034	36.980	42.241	32.813	230.2	10:47:24.509	
8		1:48.952	37.090	38.587	33.275	229.2	10:47:40.377	8		1:40.085 P	36.954	38.931	33.200	229.2	10:49:13.594	
9		2:11.670	44.067	57.914	29.689	220.4	10:49:52.047	9		4:02.537	2:47.512	44.022	31.003		10:53:16.131	
10		1:44.830	37.191	38.379	29.260	229.7	10:51:36.877	10		1:50.032	38.421	41.290	30.321	228.8	10:55:06.163	
11		1:52.456 P	37.537	39.200	35.719	229.7	10:53:29.333	11		1:49.810	37.862	41.811	30.137	228.8	10:56:55.973	
12		3:20.354	2:04.779	45.100	30.475		10:56:49.687	12		1:49.501	38.359	40.910	30.232	227.8	10:58:45.474	
13		1:50.904	37.860	42.511	30.533	226.4	10:58:40.591	13		1:48.996	38.205	40.535	30.256		11:00:34.470	
14		1:50.351	38.344	41.235	30.772		11:00:30.942	14		1:48.357	37.978	40.347	30.032		11:02:22.827	
15		1:48.845	38.010	40.621	30.214		11:02:19.787	15		1:47.967	37.800	40.164	30.003		11:04:10.794	
16		1:48.010	37.775	40.153	30.082		11:04:07.797	16		1:52.042	38.387	42.763	30.892		11:06:02.836	
17		1:48.651	37.825	40.572	30.254		11:05:56.448	17		2:03.354 P	41.203	41.480	40.671		11:08:06.190	
18		1:54.382 P	38.591	40.535	35.256	228.8	11:07:50.830	18		6:07.500	4:48.778	48.612	30.110		11:14:13.690	
19		3:23.002	2:11.974	40.771	30.257		11:11:13.832	19		1:46.498	37.000	38.459	31.039		11:16:00.188	
20		1:46.916	37.640	39.515	29.761		11:13:00.748	20		1:45.169	36.910	38.501	29.758		11:17:45.357	
21		1:46.218	37.294	39.459	29.465		11:14:46.966	21		1:44.040	37.017	37.954	29.069	227.3	11:19:29.397	
22		1:46.047	37.328	39.087	29.632	228.8	11:16:33.013	22		1:45.255	36.885	38.654	29.716		11:21:14.652	
23		1:47.426	37.140	38.954	31.332		11:18:20.439	23		1:50.369 P	36.741	39.634	33.994		11:23:05.021	
24		1:51.969 P	38.178	39.216	34.575		11:20:12.408									
25		3:38.302 P	2:10.854	48.023	39.425		11:23:50.710									

54							63									
Dexter Müller							Leonardo Moncini									
Mercedes AMG GT3 EVO							Lamborghini Huracan Evo 2									
PROAM			Yannick Mettler				CBRX by SPS			PRO			Rodrigo Testa			
Lap	D	Time	Sector 1	Sector 2	Sector 3	T. Spd	Elapsed	Lap	D	Time	Sector 1	Sector 2	Sector 3	T. Spd	Elapsed	
1		10:35:00.040	10:33:48.791	40.520	30.729		10:35:00.040	1		10:35:31.172 P	10:34:14.180	41.141	35.851		10:35:31.172	
2		1:48.728	37.882	39.389	31.457	225.9	10:36:48.768	2		3:39.897	2:30.200	39.663	30.034		10:39:11.069	
3		1:45.921	37.330	38.759	29.832	228.3	10:38:34.689	3		1:47.362	38.042	39.274	30.046	230.2	10:40:58.431	
4		1:50.326	37.373	39.229	33.724	229.2	10:40:25.015	4		1:47.727	37.705	39.363	30.659	229.2	10:42:46.158	
5		1:45.678	37.558	38.555	29.565	227.8	10:42:10.693	5		1:52.581 P	38.693	39.640	34.248	229.7	10:44:38.739	
6		1:44.855	37.231	38.101	29.523	225.4	10:43:55.548	6		4:10.940	3:01.825	39.195	29.920		10:48:49.679	
7		1:49.827 P	37.581	39.149	33.097	226.8	10:45:45.375	7		1:47.076	37.927	39.208	29.941	228.3	10:50:36.755	
8		3:00.451	1:52.400	38.599	29.452		10:48:45.826	8		1:46.564	37.560	39.089	29.912	229.7	10:52:23.316	
9		1:44.554	37.107	38.238	29.209	227.3	10:50:30.380	9		1:49.910 P	37.657	38.988	33.265	230.7	10:54:13.226	
10		1:49.005 P	37.129	38.310	33.566	229.2	10:52:19.385	10		3:41.098	2:32.125	39.248	29.725		10:57:54.324	
11		5:17.774	4:05.906	41.508	30.360		10:57:37.159	11		1:52.369	37.870	40.301	34.198	227.8	10:59:46.693	
12		1:57.847	40.992	42.608	34.247	224.5	10:59:35.006	12		1:50.592 P	37.739	39.457	33.396		11:01:37.285	
13		1:51.128	39.065	41.705	30.358		11:01:26.134	13		3:23.090	2:07.510	44.348	31.232		11:05:00.375	
14		1:48.703	38.058	40.258	30.387		11:03:14.837	14		1:56.992	38.128	46.342	32.522		11:06:57.367	
15		1:48.096	38.008	39.971	30.117		11:05:02.933	15		1:50.936	37.781	42.325	30.830		11:08:48.303	
16		1:48.977	38.252	40.333	30.392		11:06:51.910	16		1:48.535	38.184	40.210	30.141		11:10:36.838	
17		1:55.495 P	37.714	41.764	36.017		11:08:47.405	17		1:52.515 P	38.574	40.144	33.797		11:12:29.353	
18		3:33.620	2:23.496	40.150	29.974		11:12:21.025	18		5:00.674	3:44.094	39.997	36.580		11:17:30.024	
19		1:47.555	37.708	39.775	30.072		11:14:08.580	19		1:48.225	38.319	39.888	30.018	228.3	11:19:18.249	
20		1:48.091	37.858	40.156	30.077		11:15:56.671	20		1:48.992	37.922	40.147	30.923		11:21:07.241	
21		1:50.976	38.411	40.258	32.307		11:17:47.647	21		1:51.948 P	38.240	39.794	33.914		11:22:59.189	
22		1:48.361	38.055	40.014	30.292	226.8	11:19:36.008									
23		1:46.924	37.522	39.337	30.065		11:21:22.932									
24		1:51.994 P	37.705	39.810	34.479		11:23:14.926									





Hungaroring
International GT Open
Free Practice - 1
Lap Analysis



71

Christian Mansell

Mercedes AMG GT3 EVO

75

Filip Salaquarda

Audi R8 LMS GT3 Evo II

PRO Maximilian Götz Team Motopark PROAM Libor Milota Team ISR

Lap	D	Time	Sector 1	Sector 2	Sector 3	T. Spd	Elapsed	Lap	D	Time	Sector 1	Sector 2	Sector 3	T. Spd	Elapsed
1		10:35:53.062	10:34:42.575	40.536	29.951		10:35:53.062	1		10:34:59.699	10:33:45.231	41.649	32.819		10:34:59.699
2		1:46.536	37.491	39.514	29.531	225.9	10:37:39.598	2		1:46.744	37.652	39.408	29.684	229.2	10:36:46.443
3		1:45.241	37.224	38.652	29.365	228.3	10:39:24.839	3		1:47.836	37.522	39.976	30.338	230.7	10:38:34.279
4		1:45.013	37.150	38.590	29.273	227.3	10:41:09.852	4		1:45.404	37.242	38.702	29.460	231.2	10:40:19.683
5		1:45.070	37.163	38.509	29.398	226.8	10:42:54.922	5		1:45.406	37.362	38.610	29.434	230.7	10:42:05.089
6		1:44.781	37.077	38.373	29.331	226.8	10:44:39.703	6		1:45.284	37.340	38.702	29.239	229.2	10:43:50.370
7		1:48.729	37.172	38.611	32.946	227.3	10:46:28.432	7		1:53.339 P	37.067	38.654	37.618	228.3	10:45:43.709
8		1:53.860 P	37.091	38.737	38.032	226.8	10:48:22.292	8		3:49.659	2:39.211	40.522	29.926		10:49:33.368
9		3:34.243	2:24.991	39.683	29.569		10:51:56.535	9		1:45.418	37.177	38.543	29.698	228.8	10:51:18.786
10		1:49.678	37.579	42.413	29.686	229.2	10:53:46.213	10		1:46.759	37.713	39.154	29.892	230.7	10:53:05.545
11		1:49.629	37.414	39.496	32.719	227.8	10:55:35.842	11		1:44.481	37.067	38.179	29.235	229.2	10:54:50.026
12		1:46.201	37.242	39.601	29.358	227.3	10:57:22.043	12		1:44.654	36.971	38.431	29.252	228.8	10:56:34.680
13		1:45.470	37.257	38.929	29.284	227.3	10:59:07.513	13		1:47.828	37.169	38.729	31.930	226.8	10:58:22.508
14		1:55.294	37.722	42.592	34.980		11:01:02.807	14		1:51.335 P	37.264	39.323	34.748	226.8	11:00:13.843
15		1:47.038	37.143	39.382	30.513		11:02:49.845	15		3:07.591	1:53.242	40.602	33.747		11:03:21.434
16		1:46.384	37.253	39.772	29.359		11:04:36.229	16		1:46.294	37.271	39.385	29.638	227.3	11:05:07.728
17		1:50.864 P	37.370	39.217	34.277		11:06:27.093	17		1:46.973	37.142	39.092	30.739		11:06:54.701
18		2:57.492	1:48.978	39.071	29.443		11:09:24.585	18		1:45.760	37.141	39.190	29.429	01.0	11:08:40.461
19		1:45.749	37.437	38.922	29.390		11:11:10.334	19		1:46.540	37.204	39.427	29.909		11:10:27.001
20		1:45.156	37.127	38.615	29.414		11:12:55.490	20		1:45.361	37.066	38.853	29.442		11:12:12.362
21		1:46.395	37.464	38.821	30.110		11:14:41.885	21		1:47.224	37.556	39.922	29.746		11:13:59.586
22		1:44.973	37.042	38.630	29.301	228.3	11:16:26.858	22		1:44.878	37.050	38.728	29.100		11:15:44.464
23		1:45.261	37.036	38.857	29.368		11:18:12.119	23		1:52.171 P	37.669	41.160	33.342		11:17:36.635
24		1:52.641 P	38.153	40.084	34.404	01.0	11:20:04.760	24		3:04.261	1:52.535	40.486	31.240		11:20:40.896
25		3:01.234	1:48.941	38.995	33.298		11:23:05.994	25		1:44.767	37.117	38.506	29.144		11:22:25.663
26		2:53.525 P	52.776	1:12.354	48.395		11:25:59.519	26		2:18.998 P	37.115	51.797	50.086		11:24:44.661

77

Alfredo Hernández

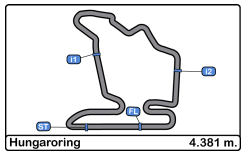
Mercedes AMG GT3 EVO

AM

Grupo Prom Racing Team

Lap	D	Time	Sector 1	Sector 2	Sector 3	T. Spd	Elapsed
1		10:36:53.277	10:35:33.977	45.501	33.799		10:36:53.277
2		1:55.951	40.404	43.537	32.010	220.8	10:38:49.228
3		1:55.939	39.528	41.476	34.935	225.9	10:40:45.167
4		1:51.554	39.441	41.118	30.995	223.6	10:42:36.721
5		1:50.434	38.886	40.662	30.886	224.5	10:44:27.155
6		1:50.284	38.592	40.748	30.944	225.4	10:46:17.439
7		1:50.698	38.310	41.090	31.298	224.0	10:48:08.137
8		1:50.640	38.552	41.076	31.012	223.1	10:49:58.777
9		2:01.105 P	39.976	40.441	40.688	226.4	10:51:59.882
10		4:15.030	3:02.254	41.473	31.303		10:56:14.912
11		1:50.394	38.731	40.993	30.670	219.0	10:58:05.306
12		1:49.546	38.434	40.427	30.685	224.0	10:59:54.852
13		1:51.908	38.609	40.452	32.847	223.1	11:01:46.760
14		1:50.822	39.003	40.824	30.995		11:03:37.582
15		1:49.911	38.472	40.534	30.905		11:05:27.493
16		1:56.842 P	39.086	41.146	36.610	222.2	11:07:24.335
17		3:26.927	2:13.729	41.531	31.667		11:10:51.262
18		1:52.144	40.871	40.819	30.454		11:12:43.406
19		1:49.797	38.017	40.717	31.063		11:14:33.203
20		1:49.223	38.249	40.201	30.773		11:16:22.426
21		1:49.157	38.416	40.301	30.440		11:18:11.583
22		1:50.031	38.285	40.191	31.555		11:20:01.614
23		1:50.124	38.759	40.608	30.757		11:21:51.738
24		2:01.396 P	38.450	41.815	41.131		11:23:53.134





Hungaroring
International GT Open
Free Practice - 1
Lap Analysis



79

Seweryn Mazur

Lamborghini Huracan Evo 2

96

Yaroslav Veselaho

Ferrari 296 GT3 EVO

AM

Sendom Racing Team

PRO

Thomas Neubauer

AF Corse

Lap	D	Time	Sector 1	Sector 2	Sector 3	T. Spd	Elapsed	Lap	D	Time	Sector 1	Sector 2	Sector 3	T. Spd	Elapsed
1		10:36:35.407	10:35:19.203	41.410	34.794		10:36:35.407	1		10:35:25.292	10:34:09.315	40.943	35.034		10:35:25.292
2		1:52.233	38.317	43.793	30.123	226.8	10:38:27.640	2		1:46.464	37.793	39.063	29.608	230.2	10:37:11.756
3		1:47.300	37.742	39.904	29.654	226.8	10:40:14.940	3		1:50.263 P	37.312	39.327	33.624	231.7	10:39:02.019
4		2:08.763 P	51.504	42.101	35.158	232.7	10:42:23.703	4		4:08.622	2:51.265	38.542	38.815		10:43:10.641
5		2:13.641 P	56.334	41.240	36.067		10:44:37.344	5		1:44.811	37.215	38.250	29.346	229.2	10:44:55.452
6		5:41.443 P	4:29.003	39.579	32.861		10:50:18.787	6		1:45.963	37.150	38.423	30.390	229.7	10:46:41.415
7		3:01.554	1:48.149	39.638	33.767		10:53:20.341	7		1:45.409	37.470	38.513	29.426	224.5	10:48:26.824
8		1:48.353	37.221	41.535	29.597		10:55:08.694	8		1:44.514	37.154	38.129	29.231	229.7	10:50:11.338
9		1:56.166	37.402	43.445	35.319		10:57:04.860	9		1:50.544	37.405	39.246	33.893	232.2	10:52:01.882
10		1:46.183	37.334	39.490	29.359		10:58:51.043	10		1:50.590 P	38.019	38.988	33.583	231.2	10:53:52.472
11		1:46.807	37.247	40.072	29.488		11:00:37.850	11		3:53.924	2:35.485	41.154	37.285		10:57:46.396
12		1:52.895 P	39.570	39.784	33.541		11:02:30.745	12		1:49.559	38.187	40.284	31.088	229.2	10:59:35.955
13		2:22.698	1:01.390	50.288	31.020		11:04:53.443	13		1:48.126	38.333	40.194	29.599		11:01:24.081
14		1:49.166	39.200	40.441	29.525		11:06:42.609	14		1:47.127	37.543	39.863	29.721		11:03:11.208
15		1:45.871	37.281	38.984	29.606		11:08:28.480	15		1:46.170	37.327	39.300	29.543		11:04:57.378
16		1:53.640 P	37.383	39.580	36.677		11:10:22.120	16		1:53.628 P	37.250	41.761	34.617		11:06:51.006
17		3:24.223	2:15.711	39.015	29.497		11:13:46.343	17		4:32.592	3:18.018	39.711	34.863		11:11:23.598
18		1:45.552	37.118	38.631	29.803		11:15:31.895	18		1:45.756	37.242	39.110	29.404		11:13:09.354
19		1:45.101	37.033	38.727	29.341		11:17:16.996	19		1:46.015	37.117	39.230	29.668		11:14:55.369
20		1:45.114	37.062	38.803	29.249	228.3	11:19:02.110	20		1:51.239 P	37.180	40.393	33.666		11:16:46.608
21		1:44.969	37.011	38.745	29.213		11:20:47.079	21		3:03.408	1:50.213	40.841	32.354		11:19:50.016
22		1:46.007	37.420	39.184	29.403		11:22:33.086	22		1:45.923	37.343	39.005	29.575		11:21:35.939
23		2:22.451 P	37.131	49.699	55.621		11:24:55.537	23		1:46.231	37.459	39.302	29.470		11:23:22.170
24								24		3:08.949 P	1:03.459	1:10.592	54.898		11:26:31.119

88

Darren Kell

McLaren 720 Evo GT3

97

Charles Bateman

Aston Martin AMR Vantage GT3 EVO

PROAM

James Kell

Track Focused

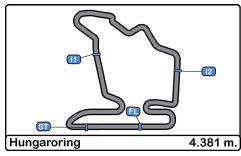
PROAM

Kobe Pauwels

Blackthorn

Lap	D	Time	Sector 1	Sector 2	Sector 3	T. Spd	Elapsed	Lap	D	Time	Sector 1	Sector 2	Sector 3	T. Spd	Elapsed
1		10:35:10.635	10:33:53.371	39.944	37.320		10:35:10.635	1		10:35:03.237	10:33:51.279	40.678	31.280		10:35:03.237
2		1:48.141	37.698	38.987	31.456	224.5	10:36:58.776	2		1:48.380	37.551	39.040	31.789	229.2	10:36:51.617
3		1:48.426	38.456	40.017	29.953	222.2	10:38:47.202	3		1:45.301	37.121	38.636	29.544	230.7	10:38:36.918
4		1:45.479	37.378	38.472	29.629	225.0	10:40:32.681	4		1:51.293	37.178	40.441	33.674	230.7	10:40:28.211
5		1:46.524	37.542	39.189	29.793	226.4	10:42:19.205	5		1:47.175	37.277	38.398	31.500	230.7	10:42:15.386
6		1:45.712	37.513	38.463	29.736	223.1	10:44:04.917	6		1:44.931	37.201	38.260	29.470	228.3	10:44:00.317
7		1:49.057 P	37.281	38.858	32.918	224.5	10:45:53.974	7		1:49.113 P	37.097	38.806	33.210	229.2	10:45:49.430
8		5:07.947 P	3:36.279	47.490	44.178		10:51:01.921	8		9:39.740	8:28.790	40.221	30.729		10:55:29.170
9		2:32.452	1:12.453	45.550	34.449		10:53:34.373	9		1:45.318	37.246	38.651	29.421	227.3	10:57:14.488
10		2:05.096	42.855	48.106	34.135		10:55:39.469	10		1:45.344	37.260	38.661	29.420	227.3	10:58:59.829
11		1:56.694	40.063	44.243	32.388	219.9	10:57:36.163	11		1:49.245 P	37.431	38.923	32.891		11:00:49.074
12		1:57.844	41.141	42.865	33.838		10:59:34.007	12		5:07.065	3:50.883	43.097	33.085		11:05:56.139
13		1:56.541	40.861	43.548	32.132		11:01:30.548	13		1:53.292	40.634	41.939	30.719	221.7	11:07:49.431
14		1:53.338	39.657	42.145	31.536		11:03:23.886	14		1:49.695	38.870	40.492	30.333		11:09:39.126
15		1:52.130	39.380	41.472	31.278		11:05:16.016	15		1:47.976	38.051	39.913	30.012		11:11:27.102
16		1:59.316 P	39.497	41.814	38.005		11:07:15.332	16		1:47.697	37.721	39.865	30.111		11:13:14.799
17		3:39.865	2:20.719	44.639	34.507		11:10:55.197	17		1:47.121	37.600	39.766	29.755		11:15:01.920
18		1:57.782	40.047	45.050	32.685		11:12:52.979	18		1:46.617	37.614	39.358	29.645	227.8	11:16:48.537
19		1:58.606	40.551	43.465	34.590		11:14:51.585	19		1:48.567	38.338	40.226	30.003	228.3	11:18:37.104
20		1:56.356	39.589	44.801	31.966		11:16:47.941	20		1:47.187	37.882	39.316	29.989		11:20:24.291
21		1:54.349	40.806	42.137	31.406	221.3	11:18:42.290	21		1:55.703 P	40.300	40.148	35.255		11:22:19.994
22		1:51.303	38.997	41.311	30.995		11:20:33.593								
23		1:50.503	38.722	40.967	30.814		11:22:24.096								
24		2:27.911 P	40.630	54.175	53.106		11:24:52.007								





Hungaroring
International GT Open
Free Practice - 1
Lap Analysis

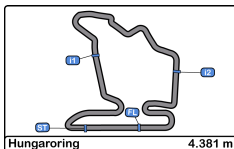


107							777							
Rey Acosta							Ferrari 296 GT3 EVO							
AM							PROAM							
Marco Bonanomi							Karol Basz							
Lap	D	Time	Sector 1	Sector 2	Sector 3	T. Spd	Lap	D	Time	Sector 1	Sector 2	Sector 3	T. Spd	Elapsed
1		10:36:20.960	10:35:09.831	40.984	30.145		1		10:35:34.802	10:34:24.147	40.611	30.044		10:35:34.802
2		1:46.696	37.915	39.566	29.215	228.3	2		1:46.647	37.511	39.509	29.597	229.2	10:37:21.419
3		1:45.787	37.380	38.869	29.538	231.2	3		1:46.109	37.069	38.895	30.145	231.7	10:39:07.528
4		1:48.017	39.001	39.580	29.436	228.8	4		1:45.862	37.457	38.718	29.687	228.8	10:40:53.390
5		1:44.852	37.243	38.484	29.125	227.8	5		1:45.504	37.235	38.635	29.631	230.7	10:42:38.891
6		1:45.725	37.122	38.855	29.748	227.8	6		1:52.134 P	37.744	40.604	33.786	229.2	10:44:31.025
7		1:44.647	36.930	38.425	29.292	228.8	7		4:10.125	2:59.449	39.428	31.248		10:48:41.150
8		1:51.057 P	37.742	39.429	33.886	227.8	8		1:45.185	37.015	38.869	29.301	229.2	10:50:26.335
9		6:32.992	5:16.385	43.880	32.727		9		1:48.579	36.974	39.372	32.233	232.7	10:52:14.914
10		1:51.201	39.356	41.263	30.582	222.2	10		1:50.124 P	37.140	38.547	34.437	230.7	10:54:05.038
11		1:53.107	38.660	42.378	32.069	224.5	11		5:47.076 P	4:23.753	47.214	36.109		10:59:52.114
12		1:50.244	38.624	41.059	30.561		12		2:26.102	1:15.315	40.758	30.029		11:02:18.216
13		1:49.663	38.176	40.935	30.552		13		1:46.667	37.680	39.480	29.507		11:04:04.883
14		1:53.519	39.689	43.259	30.571		14		1:48.344	37.437	41.075	29.832		11:05:53.227
15		1:48.316	37.785	40.294	30.237		15		1:47.928	38.953	39.394	29.581	227.8	11:07:41.155
16		1:59.839 P	39.940	41.520	38.379		16		1:45.343	37.323	38.757	29.263		11:09:26.498
17		7:35.898	6:18.722	43.185	33.991		17		1:51.275	39.536	39.668	32.071		11:11:17.773
18		1:48.780	38.299	40.218	30.263	225.0	18		1:45.762	37.632	38.647	29.483		11:13:03.535
19		1:54.445	42.764	41.161	30.520	226.4	19		1:45.382	37.268	38.589	29.525		11:14:48.917
20		1:48.941	38.357	40.140	30.444		20		1:45.434	37.273	38.757	29.401	228.8	11:16:34.348
21		1:58.160 P	40.529	40.420	37.211		21		1:45.925	37.116	38.728	30.081		11:18:20.273

500							911							
Antal Zsigo							Porsche 911 GT3 R EVO (992)							
AM							PRO							
Csaba Walter							Alex Fontana							
Lap	D	Time	Sector 1	Sector 2	Sector 3	T. Spd	Lap	D	Time	Sector 1	Sector 2	Sector 3	T. Spd	Elapsed

1		10:38:42.298 P	10:37:19.520	44.221	38.557		1		10:36:22.099	10:35:07.617	42.823	31.659		10:36:22.099
2		3:08.993	1:54.841	42.055	32.097		2		1:53.339	40.480	40.855	32.004	203.7	10:38:15.438
3		1:59.073 P	38.795	41.022	39.256	222.6	3		1:49.137	39.099	40.141	29.897	188.4	10:40:04.575
4		3:46.308	2:33.046	41.897	31.365		4		1:54.930	41.581	42.876	30.473	229.2	10:41:59.505
5		1:51.395	38.881	41.673	30.841	223.6	5		1:45.844	37.521	39.074	29.249	227.3	10:43:45.349
6		1:50.255	38.871	40.960	30.424	223.6	6		1:49.134 P	36.866	38.766	33.502	229.7	10:45:34.483
7		1:49.498	39.128	40.348	30.022	224.5	7		3:04.311	1:55.616	39.238	29.457		10:48:38.794
8		1:48.166	38.139	40.052	29.975	225.4	8		1:44.924	37.171	38.571	29.182	227.8	10:50:23.718
9		1:49.318	38.264	40.662	30.392	225.0	9		1:47.994	37.119	41.080	29.795	229.2	10:52:11.712
10		1:48.934	38.193	40.231	30.510	222.6	10		1:44.739	37.017	38.505	29.217	229.7	10:53:56.451
11		1:51.149	38.191	42.464	30.494	223.1	11		1:49.292 P	37.071	38.647	33.574	229.2	10:55:45.743
12		1:55.177 P	38.241	40.634	36.302		12		5:34.320	4:25.326	39.656	29.338		11:01:20.063
13		6:30.638	5:19.317	40.944	30.377		13		1:44.988	37.111	38.686	29.191		11:03:05.051
14		1:50.667	38.649	40.238	31.780		14		1:44.951	37.094	38.634	29.223		11:04:50.002
15		1:47.627	38.262	39.598	29.767		15		1:44.734	36.979	38.497	29.255		11:06:34.733
16		1:47.561	38.178	39.499	29.884		16		1:53.347 P	37.076	38.632	37.639	01.0	11:08:28.080
17		1:47.187	37.835	39.483	29.869	225.9	17		1:36.894	2:22.559	41.004	33.328		11:12:04.971
18		1:47.442	37.761	39.583	30.098	226.8	18		1:48.197	37.787	39.868	30.542		11:13:53.168
19		1:52.134	42.086	40.113	29.935	228.3	19		1:46.107	37.651	39.129	29.327		11:15:39.275
20		1:47.334	37.868	39.538	29.928		20		1:47.608	37.938	39.115	30.555	227.8	11:17:26.883
21		1:47.174	37.683	39.381	30.110		21		1:45.831	37.412	38.960	29.459	228.8	11:19:12.714
22		3:08.755 P	1:02.423	1:11.189	55.143		22		1:49.933	37.468	39.418	33.047		11:21:02.647
							23		1:47.482	37.962	39.266	30.254		11:22:50.129
							24		2:31.743 P	37.356	1:01.484	52.903		11:25:21.872



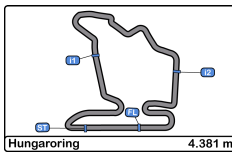


Hungaroring
International GT Open
Free Practice - 1
Best Sectors Results



Sector - 1		Sector - 2		Sector - 3		Ideal Lap vs Best Lap					
Clas	Nº Driver	Time	Nº Driver	Time	Nº Driver	Time	Clas	Nº Driver	Ideal Lap	Best Lap	Clas
1	55 De Meeus - Abril	36.741	55 De Meeus - Abril	37.954	55 De Meeus - Abril	29.069	1	55 De Meeus - Abril	1:43.764	1:44.040	1
2	911 Armanni - Fontana	36.866	11 Schwarzer - Fach	38.043	75 Salaquarda - Milota	29.100	2	75 Salaquarda - Milota	1:44.250	1:44.481	2
3	107 Acosta - Bonanomi	36.930	54 Müller - Mettler	38.101	107 Acosta - Bonanomi	29.125	3	54 Müller - Mettler	1:44.417	1:44.554	3
4	75 Salaquarda - Milota	36.971	96 Veselaho - Neubauer	38.129	911 Armanni - Fontana	29.182	4	96 Veselaho - Neubauer	1:44.477	1:44.811	8
5	777 Jedliński - Basz	36.974	75 Salaquarda - Milota	38.179	54 Müller - Mettler	29.209	5	107 Acosta - Bonanomi	1:44.480	1:44.647	5
6	33 Meakin - Macdonald	37.002	97 Bateman - Pauwels	38.260	79 Seweryn Mazur	29.213	6	11 Schwarzer - Fach	1:44.534	1:44.632	4
7	79 Seweryn Mazur	37.011	24 Borodin - Webb	38.328	96 Veselaho - Neubauer	29.231	7	911 Armanni - Fontana	1:44.545	1:44.739	6
8	71 Mansell - Götz	37.036	71 Mansell - Götz	38.373	33 Meakin - Macdonald	29.251	8	71 Mansell - Götz	1:44.682	1:44.781	7
9	17 Emson - Lebbon	37.072	51 Durán - Mosca	38.379	12 Joel Monegro Reyes	29.255	9	33 Meakin - Macdonald	1:44.695	1:44.947	11
10	51 Durán - Mosca	37.090	28 Ramírez - Baumann	38.382	24 Borodin - Webb	29.257	10	51 Durán - Mosca	1:44.729	1:44.830	9
11	97 Bateman - Pauwels	37.097	107 Acosta - Bonanomi	38.425	51 Durán - Mosca	29.260	11	97 Bateman - Pauwels	1:44.777	1:44.931	10
12	54 Müller - Mettler	37.107	33 Meakin - Macdonald	38.442	777 Jedliński - Basz	29.263	12	24 Borodin - Webb	1:44.778	1:45.009	13
13	96 Veselaho - Neubauer	37.117	5 Jedliński - Korzeniowski	38.461	71 Mansell - Götz	29.273	13	777 Jedliński - Basz	1:44.784	1:45.343	17
14	5 Jedliński - Korzeniowski	37.146	88 Kell - Kell	38.463	11 Schwarzer - Fach	29.281	14	79 Seweryn Mazur	1:44.855	1:44.969	12
15	24 Borodin - Webb	37.193	17 Emson - Lebbon	38.489	17 Emson - Lebbon	29.314	15	17 Emson - Lebbon	1:44.875	1:45.024	14
16	11 Schwarzer - Fach	37.210	911 Armanni - Fontana	38.497	28 Ramírez - Baumann	29.325	16	28 Ramírez - Baumann	1:44.957	1:45.043	15
17	26 Blanchemain - Pla	37.216	777 Jedliński - Basz	38.547	5 Jedliński - Korzeniowski	29.383	17	5 Jedliński - Korzeniowski	1:44.990	1:45.187	16
18	28 Ramírez - Baumann	37.250	79 Seweryn Mazur	38.631	26 Blanchemain - Pla	29.393	18	26 Blanchemain - Pla	1:45.260	1:45.944	21
19	88 Kell - Kell	37.281	26 Blanchemain - Pla	38.651	6 Lewandowski - Lewandowski	29.403	19	88 Kell - Kell	1:45.373	1:45.712	18
20	6 Lewandowski - Lewandowski	37.384	7 Darmetko - Dybionka	38.653	97 Bateman - Pauwels	29.420	20	6 Lewandowski - Lewandowski	1:45.576	1:45.919	19
21	12 Joel Monegro Reyes	37.404	6 Lewandowski - Lewandowski	38.789	16 Hahn - Osman	29.420	21	12 Joel Monegro Reyes	1:45.670	1:45.921	20
22	16 Hahn - Osman	37.408	63 Moncini - Testa	38.988	14 Wira - Magdziarz	29.593	22	7 Darmetko - Dybionka	1:45.828	1:46.070	23
23	7 Darmetko - Dybionka	37.470	12 Joel Monegro Reyes	39.011	88 Kell - Kell	29.629	23	16 Hahn - Osman	1:45.893	1:46.063	22
24	14 Wira - Magdziarz	37.546	16 Hahn - Osman	39.065	7 Darmetko - Dybionka	29.705	24	63 Moncini - Testa	1:46.273	1:47.076	25
25	63 Moncini - Testa	37.560	14 Wira - Magdziarz	39.298	63 Moncini - Testa	29.725	25	14 Wira - Magdziarz	1:46.437	1:46.554	24
26	500 Zsigo - Walter	37.683	500 Zsigo - Walter	39.381	500 Zsigo - Walter	29.767	26	500 Zsigo - Walter	1:46.831	1:47.174	26
27	77 Alfredo Hernández	38.017	77 Alfredo Hernández	40.191	77 Alfredo Hernández	30.440	27	77 Alfredo Hernández	1:48.648	1:49.157	27



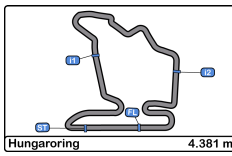


Hungaroring
International GT Open
Free Practice - 1
Best 5 Lap Times



Cl	N° Entrant/Team	Nat	Driver 1	Nat	Driver 2	Nat	Vehicle	Cat	Cl	Best 1		Best 2		Best 3		Best 4		Best 5	
										Time	Lap	Time	Lap	Time	Lap	Time	Lap	Time	Lap
1	55 AF Corse	ITA	Laurent De Meeus	BEL	Vincent Abril	FRA	Ferrari 296 GT3 EVO	PROAM	1	1:44.040	21	1:44.718	5	1:44.792	6	1:45.169	20	1:45.255	22
2	75 Team ISR	CZE	Filip Salaquarda	CZE	Libor Milota	CZE	Audi R8 LMS GT3 Evo II	PROAM	2	1:44.481	11	1:44.767	25	1:44.878	22	1:45.361	20	1:45.404	4
3	54 CBRX by SPS	DEU	Dexter Müller	CHE	Yannick Mettler	CHE	Mercedes AMG GT3 EVO	PROAM	3	1:44.554	9	1:44.855	6	1:45.678	5	1:46.924	23	1:48.091	20
4	11 Fach Auto Tech	CHE	Alexander Schwarzer	DEU	Alexander Fach	CHE	Porsche 911 GT3 R EVO (992)	PROAM	4	1:44.632	11	1:44.965	9	1:45.188	5	1:45.283	8	1:45.370	4
5	107 AF Corse	ITA	Rey Acosta	USA	Marco Bonanomi	ITA	Ferrari 296 GT3 EVO	AM	1	1:44.647	7	1:44.852	5	1:45.787	3	1:46.696	2	1:48.017	4
6	911 ZRS Motorsport	ITA	Pietro Armanni	ITA	Alex Fontana	CHE	Porsche 911 GT3 R EVO (992)	PRO	1	1:44.739	10	1:44.924	8	1:44.951	14	1:44.988	13	1:45.831	21
7	71 Team Motopark	DEU	Christian Mansell	AUS	Maximilian Götz	DEU	Mercedes AMG GT3 EVO	PRO	2	1:44.781	6	1:44.973	22	1:45.013	4	1:45.070	5	1:45.156	20
8	96 AF Corse	ITA	Yaroslav Veselaho	UKR	Thomas Neubauer	FRA	Ferrari 296 GT3 EVO	PRO	3	1:44.811	5	1:45.756	18	1:45.923	22	1:45.963	6	1:46.015	19
9	51 AF Corse	ITA	Rafael Durán	ESP	Tommaso Mosca	ITA	Ferrari 296 GT3 EVO	PRO	4	1:44.830	10	1:45.137	6	1:45.819	5	1:45.920	4	1:46.047	22
10	97 Blackthorn	GBR	Charles Bateman	GBR	Kobe Pauwels	BEL	Aston Martin AMR Vantage GT3	PROAM	5	1:44.931	6	1:45.301	3	1:45.318	9	1:46.617	18	1:47.121	17
11	33 Greystone GT	GBR	Zac Meakin	GBR	Dean Macdonald	GBR	McLaren 720s GT3 Evo	PRO	5	1:44.947	6	1:45.024	7	1:45.213	10	1:45.715	4	1:46.233	11
12	79 Sendom Racing Team	POL	Seweryn Mazur	POL			Lamborghini Huracan Evo 2	AM	2	1:44.969	21	1:45.101	19	1:45.114	20	1:45.552	18	1:45.871	15
13	24 Greystone GT	GBR	Andrey Borodin	IND	Oliver Webb	GBR	McLaren 720s GT3 Evo	PROAM	6	1:45.009	5	1:46.221	3	1:46.870	6	1:47.711	7	1:50.040	22
14	17 Elite Motorsport with Entire Race Engineering	GBR	Tom Emson	GBR	Tom Lebbon	GBR	Ferrari 296 GT3 EVO	PRO	6	1:45.024	20	1:45.137	10	1:45.315	14	1:45.329	16	1:45.493	5
15	28 Team Motopark	DEU	Marcelo Ramírez	MEX	Dominik Baumann	AUT	Mercedes AMG GT3 EVO	PRO	7	1:45.043	3	1:45.079	5	1:46.397	8	1:46.465	16	1:46.602	19
16	5 Olimp Racing	POL	Stanislaw Jedliński	POL	Krystian Korzeniowski	POL	Ferrari 296 GT3 EVO	AM	3	1:45.187	7	1:45.204	6	1:45.282	4	1:45.551	5	1:47.219	2
17	777 Olimp Racing	POL	Marcin Jedliński	POL	Karol Basz	POL	Ferrari 296 GT3 EVO	PROAM	7	1:45.343	16	1:45.862	4	1:45.925	21	1:46.109	3	1:46.667	13
18	88 Track Focused	GBR	Darren Kell	GBR	James Kell	GBR	McLaren 720 Evo GT3	PROAM	8	1:45.712	6	1:48.141	2	1:48.426	3	1:49.057	7	1:50.503	23
19	6 Baron Motorsport Team	AUT	Andrzej Lewandowski	POL	Adrian Lewandowski	POL	Ferrari 296 GT3	AM	4	1:45.919	21	1:46.052	8	1:46.653	22	1:47.325	10	1:47.748	20
20	12 Fach Auto Tech	CHE	Joel Monegro Reyes	DOM			Porsche 911 GT3 R EVO (992)	AM	5	1:45.921	23	1:46.005	22	1:46.167	21	1:46.411	18	1:47.094	8
21	26 Saintéloc Racing	FRA	Michaël Blanchemain	FRA	Jim Pla	FRA	Audi R8 LMS GT3 Evo II	PROAM	9	1:45.944	8	1:48.687	2	1:52.109	6	1:52.185	10	1:55.001	16
22	16 AF Corse	ITA	Marcelo Hahn	BRA	Galid Osman	BRA	Ferrari 296 GT3 EVO	AM	6	1:46.063	13	1:46.150	5	1:46.528	12	1:46.895	21	1:47.359	20
23	7 4F PTT Racing Team	POL	Hubert Darmetko	POL	Fabian Dybionka	POL	BMW M4 GT3 EVO	PROAM*	10	1:46.070	6	1:46.257	8	1:46.305	10	1:46.409	7	1:46.444	11
24	14 Good Speed Racing Team	POL	Piotr Wira	POL	Tomasz Magdziarz	POL	Aston Martin AMR Vantage GT3	AM	7	1:46.554	22	1:47.021	20	1:47.938	18	1:47.966	11	1:48.189	23
25	63 Scuderia Villorba Corse	ITA	Leonardo Mancini	ITA	Rodrigo Testa	PRT	Lamborghini Huracan Evo 2	PRO	8	1:47.076	7	1:47.362	3	1:47.727	4	1:48.225	19	1:48.535	16
26	500 Gamota Racing	SVK	Antal Zsigo	SVK	Csaba Walter	HUN	BMW M4 GT3 EVO	AM	8	1:47.174	21	1:47.187	17	1:47.334	20	1:47.442	18	1:47.561	16
27	77 Grupo Prom Racing Team	DEU	Alfredo Hernández	MEX			Mercedes AMG GT3 EVO	AM	9	1:49.157	21	1:49.223	20	1:49.546	12	1:49.797	19	1:49.911	15



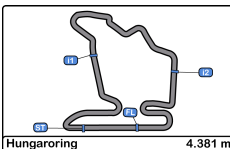


Hungaroring
International GT Open
Free Practice - 1
Best 5 Top Speeds



Cl	N°	Entrant/Team	Nat	Driver 1	Nat	Driver 2	Nat	Vehicle	Cat	Cl	Top 1		Top 2		Top 3		Top 4		Top 5		Avg
											Km/h	Lap	Km/h	Lap	Km/h	Lap	Km/h	Lap	Km/h	Lap	
1	17	Elite Motorsport with Entire Race Engineering	GBR	Tom Emson	GBR	Tom Lebbon	GBR	Ferrari 296 GT3 EVO	PRO	1	233.2	9	231.7	3	231.7	10	231.7	11	231.2	2	231.9
2	7	4F PTT Racing Team	POL	Hubert Darmetko	POL	Fabian Dybionka	POL	BMW M4 GT3 EVO	PROAM*	1	232.7	10	231.2	11	230.7	3	230.7	9	230.7	12	231.2
3	79	Sendom Racing Team	POL	Seweryn Mazur	POL			Lamborghini Huracan Evo 2	AM	1	232.7	4	228.3	20	226.8	2	226.8	3			228.7
4	777	Olimp Racing	POL	Marcin Jedliński	POL	Karol Basz	POL	Ferrari 296 GT3 EVO	PROAM	2	232.7	9	231.7	3	230.7	5	230.7	10	229.2	2	231.0
5	96	AF Corse	ITA	Yaroslav Veselaho	ITA	Thomas Neubauer	FRA	Ferrari 296 GT3 EVO	PRO	2	232.2	9	231.7	3	231.2	10	230.2	2	229.7	6	231.0
6	55	AF Corse	ITA	Laurent De Meeus	BEL	Vincent Abril	FRA	Ferrari 296 GT3 EVO	PROAM	3	231.2	6	230.7	3	230.7	4	230.2	7	229.7	5	230.5
7	75	Team ISR	CZE	Filip Salaquarda	CZE	Libor Milota	CZE	Audi R8 LMS GT3 Evo II	PROAM	4	231.2	4	230.7	3	230.7	5	230.7	10	229.2	2	230.5
8	107	AF Corse	ITA	Rey Acosta	USA	Marco Bonanomi	ITA	Ferrari 296 GT3 EVO	AM	2	231.2	3	228.8	4	228.8	7	228.3	2	227.8	5	229.0
9	51	AF Corse	ITA	Rafael Durán	ESP	Tommaso Mosca	ITA	Ferrari 296 GT3 EVO	PRO	3	230.7	3	230.7	4	230.2	7	229.7	5	229.7	10	230.2
10	63	Scuderia Villorba Corse	ITA	Leonardo Moncini	ITA	Rodrigo Testa	PRT	Lamborghini Huracan Evo 2	PRO	4	230.7	9	230.2	3	229.7	5	229.7	8	229.2	4	229.9
11	97	Blackthorn	GBR	Charles Bateman	GBR	Kobe Pauwels	BEL	Aston Martin AMR Vantage GT3	PROAM	5	230.7	3	230.7	4	230.7	5	229.2	2	229.2	7	230.1
12	5	Olimp Racing	POL	Stanislaw Jedliński	POL	Krystian Korzeniowski	POL	Ferrari 296 GT3 EVO	AM	3	229.7	2	229.7	3	229.2	5	228.8	4	228.8	7	229.3
13	33	Greystone GT	GBR	Zac Meakin	GBR	Dean Macdonald	GBR	McLaren 720s GT3 Evo	PRO	5	229.7	10	228.8	11	228.3	3	228.3	4	228.3	7	228.7
14	911	ZRS Motorsport	ITA	Pietro Armani	ITA	Alex Fontana	CHE	Porsche 911 GT3 R EVO (992)	PRO	6	229.7	6	229.7	10	229.2	4	229.2	9	229.2	11	229.4
15	54	CBRX by SPS	DEU	Dexter Müller	CHE	Yannick Mettler	CHE	Mercedes AMG GT3 EVO	PROAM	6	229.2	4	229.2	10	228.3	3	227.8	5	227.3	9	228.4
16	71	Team Motopark	DEU	Christian Mansell	AUS	Maximilian Götz	DEU	Mercedes AMG GT3 EVO	PRO	7	229.2	10	228.3	3	228.3	22	227.8	11	227.3	4	228.2
17	12	Fach Auto Tech	CHE	Joel Monegro Reyes	DOM			Porsche 911 GT3 R EVO (992)	AM	4	228.8	3	228.3	10	227.8	4	227.8	5	227.8	22	228.1
18	14	Good Speed Racing Team	POL	Piotr Wira	POL	Tomasz Magdziarz	POL	Aston Martin AMR Vantage GT3	AM	5	228.8	4	227.3	10	226.8	7	226.8	22	226.4	3	227.2
19	28	Team Motopark	DEU	Marcelo Ramírez	MEX	Dominik Baumann	AUT	Mercedes AMG GT3 EVO	PRO	8	228.8	20	228.3	3	228.3	4	228.3	9	227.8	6	228.3
20	6	Baron Motorsport Team	AUT	Andrzej Lewandowski	POL	Adrian Lewandowski	POL	Ferrari 296 GT3	AM	6	228.3	8	228.3	9	227.8	6	227.3	21	226.8	3	227.7
21	16	AF Corse	ITA	Marcelo Hahn	BRA	Galid Osman	BRA	Ferrari 296 GT3 EVO	AM	7	228.3	8	227.3	21	226.8	5	226.8	6	226.8	10	227.2
22	500	Gamota Racing	SVK	Antal Zsigo	SVK	Csaba Walter	HUN	BMW M4 GT3 EVO	AM	8	228.3	19	226.8	18	225.9	17	225.4	8	225.0	9	226.3
23	11	Fach Auto Tech	CHE	Alexander Schwarzer	DEU	Alexander Fach	CHE	Porsche 911 GT3 R EVO (992)	PROAM	7	227.8	4	227.3	3	226.8	5	226.8	10	226.4	9	227.0
24	24	Greystone GT	GBR	Andrey Borodin	IND	Oliver Webb	GBR	McLaren 720s GT3 Evo	PROAM	8	227.8	6	226.8	3	225.9	7	225.9	8	225.4	5	226.4
25	26	Saintéloc Racing	FRA	Michaël Blanchemain	FRA	Jim Pla	FRA	Audi R8 LMS GT3 Evo II	PROAM	9	227.3	3	226.8	4	226.8	8	226.8	9	226.4	5	226.8
26	77	Grupo Prom Racing Team	DEU	Alfredo Hernández	MEX			Mercedes AMG GT3 EVO	AM	9	226.4	9	225.9	3	225.4	6	224.5	5	224.0	7	225.2
27	88	Track Focused	GBR	Darren Kell	GBR	James Kell	GBR	McLaren 720 Evo GT3	PROAM	10	226.4	5	225.0	4	224.5	2	224.5	7	223.1	6	224.7



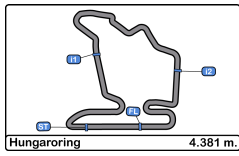


Hungaroring
International GT Open
Free Practice - 1
Fastest Laps Sequence



Lap	Time of Day	Session Time	Nº Entrant/Team	Nat	Driver 1	Nat	Driver 2	Nat	Vehicle	Cat	Time	Km/h
2	10:36:36.734	3:36.734	11 Fach Auto Tech	CHE	Alexander Schwarzer	DEU	Alexander Fach	CHE	Porsche 911 GT3 R EVO (992)	PROAM	1:47.169	147.1
2	10:36:46.443	3:46.443	75 Team ISR	CZE	Filip Salaquarda	CZE	Libor Milota	CZE	Audi R8 LMS GT3 Evo II	PROAM	1:46.744	147.7
2	10:37:01.256	4:01.256	51 AF Corse	ITA	Rafael Durán	ESP	Tommaso Mosca	ITA	Ferrari 296 GT3 EVO	PRO	1:46.070	148.6
3	10:38:22.493	5:22.493	11 Fach Auto Tech	CHE	Alexander Schwarzer	DEU	Alexander Fach	CHE	Porsche 911 GT3 R EVO (992)	PROAM	1:45.759	149.1
3	10:38:36.918	5:36.918	97 Blackthorn	GBR	Charles Bateman	GBR	Kobe Pauwels	BEL	Aston Martin AMR Vantage GT3 EV	PROAM	1:45.301	149.7
3	10:39:24.839	6:24.839	71 Team Motopark	DEU	Christian Mansell	AUS	Maximilian Götz	DEU	Mercedes AMG GT3 EVO	PRO	1:45.241	149.8
3	10:39:58.360	6:58.360	28 Team Motopark	DEU	Marcelo Ramírez	MEX	Dominik Baumann	AUT	Mercedes AMG GT3 EVO	PRO	1:45.043	150.1
4	10:41:09.852	8:09.852	71 Team Motopark	DEU	Christian Mansell	AUS	Maximilian Götz	DEU	Mercedes AMG GT3 EVO	PRO	1:45.013	150.1
5	10:43:26.312	10:26.312	107 AF Corse	ITA	Rey Acosta	USA	Marco Bonanomi	ITA	Ferrari 296 GT3 EVO	AM	1:44.852	150.4
5	10:43:47.683	10:47.683	55 AF Corse	ITA	Laurent De Meeus	BEL	Vincent Abril	FRA	Ferrari 296 GT3 EVO	PROAM	1:44.718	150.6
7	10:46:56.684	13:56.684	107 AF Corse	ITA	Rey Acosta	USA	Marco Bonanomi	ITA	Ferrari 296 GT3 EVO	AM	1:44.647	150.7
9	10:50:30.380	17:30.380	54 CBRX by SPS	DEU	Dexter Müller	CHE	Yannick Mettler	CHE	Mercedes AMG GT3 EVO	PROAM	1:44.554	150.8
11	10:54:50.026	21:50.026	75 Team ISR	CZE	Filip Salaquarda	CZE	Libor Milota	CZE	Audi R8 LMS GT3 Evo II	PROAM	1:44.481	150.9
21	11:19:29.397	46:29.397	55 AF Corse	ITA	Laurent De Meeus	BEL	Vincent Abril	FRA	Ferrari 296 GT3 EVO	PROAM	1:44.040	151.5





Hungaroring
International GT Open
Free Practice - 1
Pit Stop Analysis



5 Stanislaw Jedliński Ferrari 296 GT3 EVO
 AM Krystian Korzeniowski Olimp Racing

Nº	In Day Time	In Time	Out Time	Pit Time	T. Pit Time	Handicap	Diff.
1	10:38:52.378	10:38:52.378	10:40:26.885	1:34.507	1:34.507		
2	10:51:01.701	10:51:01.701	10:54:17.237	3:15.536	4:50.043		
3	11:07:03.530	11:07:03.530	11:11:27.388	4:23.858	9:13.901		

6 Andrzej Lewandowski Ferrari 296 GT3
 AM Adrian Lewandowski Baron Motorsport Team

Nº	In Day Time	In Time	Out Time	Pit Time	T. Pit Time	Handicap	Diff.
1	10:37:34.555	10:37:34.555	10:38:56.094	1:21.539	1:21.539		
2	10:48:18.412	10:48:18.412	10:50:03.883	1:45.471	3:07.010		
3	11:08:16.562	11:08:16.562	11:10:16.275	1:59.713	5:06.723		

7 Hubert Darmetko BMW M4 GT3 EVO
 PROAM* Fabian Dybionka 4F PTT Racing Team

Nº	In Day Time	In Time	Out Time	Pit Time	T. Pit Time	Handicap	Diff.
1	10:34:59.200	10:34:59.200	10:36:20.020	1:20.820	1:20.820		
2	10:59:35.196	10:59:35.196	11:01:21.582	1:46.386	3:07.206		
3	11:03:11.513	11:03:11.513	11:04:02.666	51.153	3:58.359		
4	11:05:50.539	11:05:50.539	11:07:15.332	1:24.793	5:23.152		
5	11:18:01.517	11:18:01.517	11:19:25.207	1:23.690	6:46.842		

11 Alexander Schwarzer Porsche 911 GT3 R EVO (992)
 PROAM Alexander Fach Fach Auto Tech

Nº	In Day Time	In Time	Out Time	Pit Time	T. Pit Time	Handicap	Diff.
1	10:43:42.658	10:43:42.658	10:45:48.918	2:06.260	2:06.260		
2	10:56:20.497	10:56:20.497	10:58:38.544	2:18.047	4:24.307		
3	11:05:55.633	11:05:55.633	11:06:58.456	1:02.823	5:27.130		
4	11:17:43.837	11:17:43.837	11:19:12.122	1:28.285	6:55.415		

12 Joel Monegro Reyes Porsche 911 GT3 R EVO (992)
 AM Fach Auto Tech

Nº	In Day Time	In Time	Out Time	Pit Time	T. Pit Time	Handicap	Diff.
1	10:51:53.945	10:51:53.945	10:54:40.149	2:46.204	2:46.204		
2	11:11:00.124	11:11:00.124	11:13:35.576	2:35.452	5:21.656		

14 Piotr Wira Aston Martin AMR Vantage GT3 EVO
 AM Tomasz Magdziarz Good Speed Racing Team

Nº	In Day Time	In Time	Out Time	Pit Time	T. Pit Time	Handicap	Diff.
1	10:48:05.721	10:48:05.721	10:50:22.448	2:16.727	2:16.727		
2	11:03:17.132	11:03:17.132	11:06:09.358	2:52.226	5:08.953		

16 Marcelo Hahn Ferrari 296 GT3 EVO
 AM Galid Osman AF Corse

Nº	In Day Time	In Time	Out Time	Pit Time	T. Pit Time	Handicap	Diff.
1	10:35:53.528	10:35:53.528	10:38:29.120	2:35.592	2:35.592		
2	10:51:23.025	10:51:23.025	10:52:50.167	1:27.142	4:02.734		
3	11:03:47.738	11:03:47.738	11:06:49.913	3:02.175	7:04.909		

17 Tom Emson Ferrari 296 GT3 EVO
 PRO Tom Lebbon Elite Motorsport with Entire Race Engine

Nº	In Day Time	In Time	Out Time	Pit Time	T. Pit Time	Handicap	Diff.
1	10:45:21.828	10:45:21.828	10:47:47.575	2:25.747	2:25.747		
2	10:56:46.770	10:56:46.770	11:01:24.853	4:38.083	7:03.830		
3	11:12:06.666	11:12:06.666	11:13:58.894	1:52.228	8:56.058		
4	11:21:06.638	11:21:06.638	11:22:42.936	1:36.298	10:32.356		

24 Andrey Borodin McLaren 720s GT3 Evo
 PROAM Oliver Webb Greystone GT

Nº	In Day Time	In Time	Out Time	Pit Time	T. Pit Time	Handicap	Diff.
1	10:35:03.294	10:35:03.294	10:36:57.631	1:54.337	1:54.337		
2	10:49:22.842	10:49:22.842	10:53:23.126	4:00.284	5:54.621		

26 Michaël Blanchemain Audi R8 LMS GT3 Evo II
 PROAM Jim Pla Saintéloc Racing

Nº	In Day Time	In Time	Out Time	Pit Time	T. Pit Time	Handicap	Diff.
1	10:44:33.868	10:44:33.868	10:48:16.228	3:42.360	3:42.360		
2	10:55:24.543	10:55:24.543	10:58:47.713	3:23.170	7:05.530		
3	11:04:24.439	11:04:24.439	11:08:30.139	4:05.700	11:11.230		
4	11:14:04.528	11:14:04.528	11:19:35.354	5:30.826	16:42.056		

28 Marcelo Ramírez Mercedes AMG GT3 EVO
 PRO Dominik Baumann Team Motopark

Nº	In Day Time	In Time	Out Time	Pit Time	T. Pit Time	Handicap	Diff.
1	10:35:13.141	10:35:13.141	10:36:28.089	1:14.948	1:14.948		
2	10:45:19.936	10:45:19.936	10:46:34.829	1:14.893	2:29.841		
3	11:00:52.083	11:00:52.083	11:08:54.352	8:02.269	10:32.110		
4	11:19:39.642	11:19:39.642	11:21:43.803	2:04.161	12:36.271		

33 Zac Meakin McLaren 720s GT3 Evo
 PRO Dean Macdonald Greystone GT

Nº	In Day Time	In Time	Out Time	Pit Time	T. Pit Time	Handicap	Diff.
1	10:34:58.022	10:34:58.022	10:35:57.255	59.233	59.233		
2	10:48:20.736	10:48:20.736	10:51:37.080	3:16.344	4:15.577		
3	11:00:26.839	11:00:26.839	11:01:49.969	1:23.130	5:38.707		
4	11:16:10.893	11:16:10.893	11:20:02.640	3:51.747	9:30.454		

51 Rafael Durán Ferrari 296 GT3 EVO
 PRO Tommaso Mosca AF Corse

Nº	In Day Time	In Time	Out Time	Pit Time	T. Pit Time	Handicap	Diff.
1	10:53:26.917	10:53:26.917	10:54:54.501	1:27.584	1:27.584		
2	11:07:48.407	11:07:48.407	11:09:24.613	1:36.206	3:03.790		
3	11:20:09.992	11:20:09.992	11:21:30.476	1:20.484	4:24.274		

54 Dexter Müller Mercedes AMG GT3 EVO
 PROAM Yannick Mettler CBRX by SPS

Nº	In Day Time	In Time	Out Time	Pit Time	T. Pit Time	Handicap	Diff.
1	10:45:42.955	10:45:42.955	10:47:02.198	1:19.243	1:19.243		
2	10:52:16.873	10:52:16.873	10:55:48.276	3:31.403	4:50.646		
3	11:08:44.987	11:08:44.987	11:10:34.379	1:49.392	6:40.038		

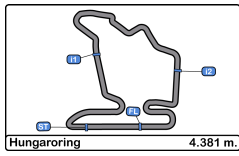
55 Laurent De Meeus Ferrari 296 GT3 EVO
 PROAM Vincent Abril AF Corse

Nº	In Day Time	In Time	Out Time	Pit Time	T. Pit Time	Handicap	Diff.
1	10:36:12.570	10:36:12.570	10:36:42.583	30.013	30.013		
2	10:49:11.160	10:49:11.160	10:51:23.912	2:12.752	2:42.765		
3	11:08:03.770	11:08:03.770	11:12:10.500	4:06.730	6:49.495		

63 Leonardo Moncini Lamborghini Huracan Evo 2
 PRO Rodrigo Testa Scuderia Villorba Corse

Nº	In Day Time	In Time	Out Time	Pit Time	T. Pit Time	Handicap	Diff.
1	10:35:28.494	10:35:28.494	10:37:25.490	1:56.996	1:56.996		
2	10:44:36.310	10:44:36.310	10:47:05.235	2:28.925	4:25.921		
3	10:54:10.685	10:54:10.685	10:56:09.743	1:59.058	6:24.979		
4	11:01:34.848	11:01:34.848	11:03:08.177	1:33.329	7:58.308		
5	11:12:26.927	11:12:26.927	11:15:35.581	3:08.654	11:06.962		





Hungaroring
International GT Open
Free Practice - 1
Pit Stop Analysis



71 Christian Mansell Mercedes AMG GT3 EVO

PRO Maximilian Götz Team Motopark

Nº	In Day Time	In Time	Out Time	Pit Time	T. Pit Time	Handicap	Diff.
1	10:48:19.658	10:48:19.658	10:50:10.326	1:50.668	1:50.668		
2	11:06:24.663	11:06:24.663	11:07:40.015	1:15.352	3:06.020		
3	11:20:02.334	11:20:02.334	11:21:17.894	1:15.560	4:21.580		

75 Filip Salaquarda Audi R8 LMS GT3 Evo II

PROAM Libor Milota Team ISR

Nº	In Day Time	In Time	Out Time	Pit Time	T. Pit Time	Handicap	Diff.
1	10:45:41.197	10:45:41.197	10:47:46.080	2:04.883	2:04.883		
2	11:00:11.330	11:00:11.330	11:01:27.639	1:16.309	3:21.192		
3	11:17:34.204	11:17:34.204	11:18:50.199	1:15.995	4:37.187		

77 Alfredo Hernández Mercedes AMG GT3 EVO

AM Grupo Prom Racing Team

Nº	In Day Time	In Time	Out Time	Pit Time	T. Pit Time	Handicap	Diff.
1	10:51:56.354	10:51:56.354	10:54:22.477	2:26.123	2:26.123		
2	11:07:21.312	11:07:21.312	11:09:00.411	1:39.099	4:05.222		

79 Seweryn Mazur Lamborghini Huracan Evo 2

AM Sendom Racing Team

Nº	In Day Time	In Time	Out Time	Pit Time	T. Pit Time	Handicap	Diff.
1	10:42:21.198	10:42:21.198	10:42:44.486	23.288	23.288		
2	10:44:34.884	10:44:34.884	10:48:28.171	3:53.287	4:16.575		
3	10:50:16.322	10:50:16.322	10:51:31.534	1:15.212	5:31.787		
4	11:02:28.273	11:02:28.273	11:02:50.171	21.898	5:53.685		
5	11:10:19.358	11:10:19.358	11:12:02.457	1:43.099	7:36.784		

88 Darren Kell McLaren 720 Evo GT3

PROAM James Kell Track Focused

Nº	In Day Time	In Time	Out Time	Pit Time	T. Pit Time	Handicap	Diff.
1	10:45:51.397	10:45:51.397	10:48:47.951	2:56.554	2:56.554		
2	10:50:59.507	10:50:59.507	10:51:34.908	35.401	3:31.955		
3	11:07:12.518	11:07:12.518	11:08:57.942	1:45.424	5:17.379		

96 Yaroslav Veselaho Ferrari 296 GT3 EVO

PRO Thomas Neubauer AF Corse

Nº	In Day Time	In Time	Out Time	Pit Time	T. Pit Time	Handicap	Diff.
1	10:38:59.609	10:38:59.609	10:41:17.725	2:18.116	2:18.116		
2	10:53:50.065	10:53:50.065	10:55:50.801	2:00.736	4:18.852		
3	11:06:48.549	11:06:48.549	11:09:32.928	2:44.379	7:03.231		
4	11:16:44.184	11:16:44.184	11:17:59.572	1:15.388	8:18.619		

97 Charles Bateman Aston Martin AMR Vantage GT3 EVO

PROAM Kobe Pauwels Blackthorn

Nº	In Day Time	In Time	Out Time	Pit Time	T. Pit Time	Handicap	Diff.
1	10:45:46.964	10:45:46.964	10:53:40.957	7:53.993	7:53.993		
2	11:00:46.614	11:00:46.614	11:04:01.727	3:15.113	11:09.106		

107 Rey Acosta Ferrari 296 GT3 EVO

AM Marco Bonanomi AF Corse

Nº	In Day Time	In Time	Out Time	Pit Time	T. Pit Time	Handicap	Diff.
1	10:48:45.093	10:48:45.093	10:53:20.609	4:35.516	4:35.516		
2	11:08:23.604	11:08:23.604	11:13:57.763	5:34.159	10:09.675		

500 Antal Zsigo BMW M4 GT3 EVO

AM Csaba Walter Gamota Racing

Nº	In Day Time	In Time	Out Time	Pit Time	T. Pit Time	Handicap	Diff.
1	10:38:39.875	10:38:39.875	10:39:58.167	1:18.292	1:18.292		
2	10:43:47.706	10:43:47.706	10:45:46.144	1:58.438	3:16.730		
3	11:02:18.075	11:02:18.075	11:07:01.357	4:43.282	8:00.012		

777 Marcin Jedliński Ferrari 296 GT3 EVO

PROAM Karol Basz Olimp Racing

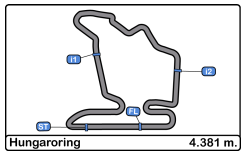
Nº	In Day Time	In Time	Out Time	Pit Time	T. Pit Time	Handicap	Diff.
1	10:44:28.601	10:44:28.601	10:46:54.607	2:26.006	2:26.006		
2	10:54:02.592	10:54:02.592	10:57:47.150	3:44.558	6:10.564		
3	10:59:49.679	10:59:49.679	11:00:27.938	38.259	6:48.823		

911 Pietro Armani Porsche 911 GT3 R EVO (992)

PRO Alex Fontana ZRS Motorsport

Nº	In Day Time	In Time	Out Time	Pit Time	T. Pit Time	Handicap	Diff.
1	10:45:31.832	10:45:31.832	10:46:53.637	1:21.805	1:21.805		
2	10:55:43.289	10:55:43.289	10:59:35.069	3:51.780	5:13.585		
3	11:08:25.449	11:08:25.449	11:10:14.501	1:49.052	7:02.637		

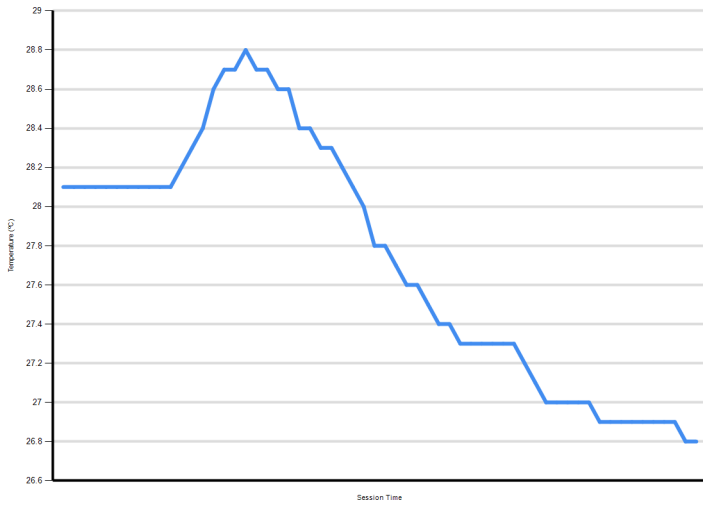




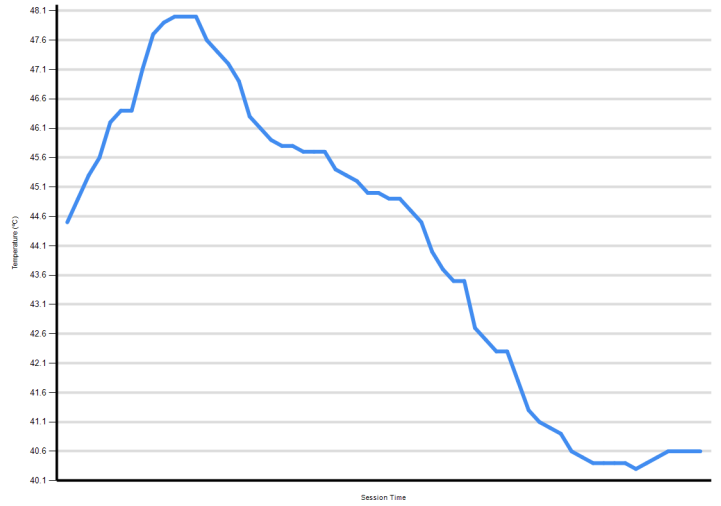
Hungaroring International GT Open Free Practice - 1 Weather Report



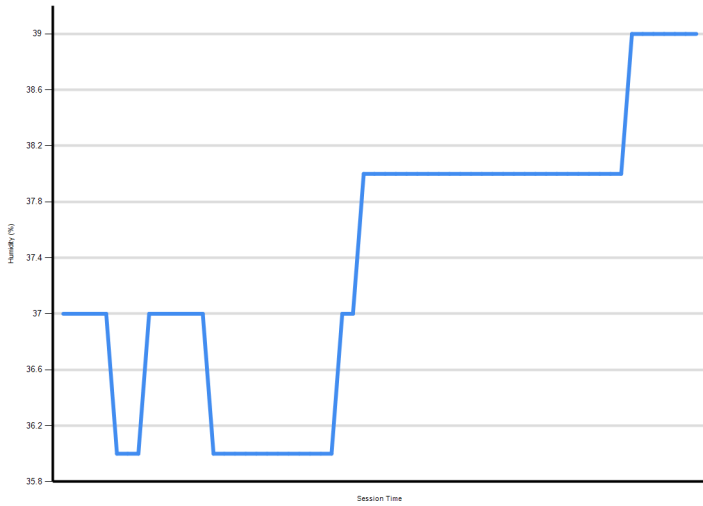
Air Temperature



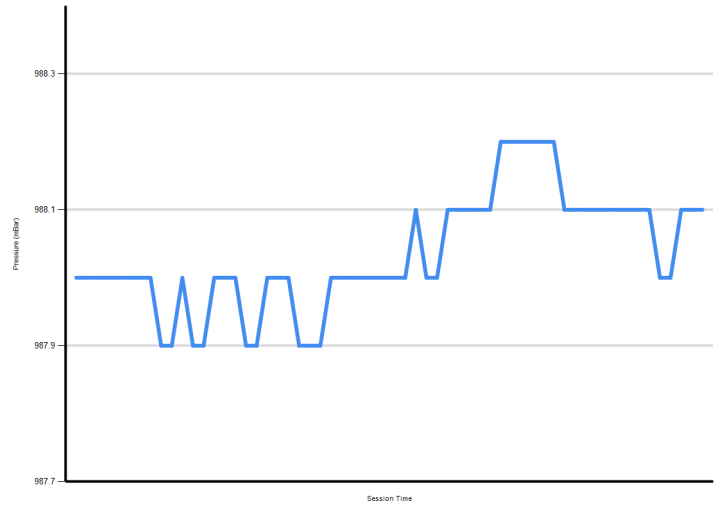
Track Temperature



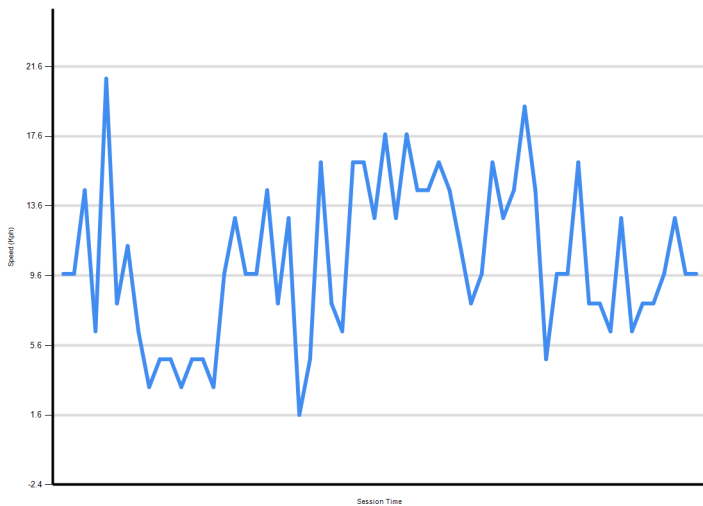
Humidity



Pressure



Wind Speed



Wind direction

