

Autodromo Int. do Algarve
International GT Open
Free Practice - 3
Provisional Results



Autodromo do Algarve 4.653 m.

Cls	Nº	Entrant/Team	Nat	Driver 1	Nat	Driver 2	Nat	Vehicle	Cat	Cls	Laps	Best	Time	Gap	Interval	Km/h
1	75	Team ISR	CZE	Filip Salaquarda	CZE	Libor Milota	CZE	Audi R8 LMS GT3 Evo II	PROAM	1	9	7	1:42.718			163.0
2	6	Baron Motorsport Team	AUT	Andrzej Lewandowski	POL	Adrian Lewandowski	POL	Ferrari 296 GT3	AM	1	18	15	1:42.893	0.175	0.175	162.7
3	97	Blackthorn	GBR	Charles Bateman	GBR	Henrique Chaves	PRT	Aston Martin AMR Vantage GT3 E	PROAM	2	14	6	1:43.053	0.335	0.160	162.5
4	12	Fach Auto Tech	CHE	Joel Monegro Reyes	DOM			Porsche 911 GT3 R EVO (992)	AM	2	13	8	1:43.181	0.463	0.128	162.3
5	26	Saintéloc Racing	FRA	Michaël Blanchemain	FRA	Jim Pla	FRA	Audi R8 LMS GT3 Evo II	PROAM	3	16	13	1:43.293	0.575	0.112	162.1
6	777	Olimp Racing	POL	Marcin Jedliński	POL	Karol Basz	POL	Ferrari 296 GT3 EVO	PROAM	4	14	5	1:43.545	0.827	0.252	161.7
7	14	Good Speed Racing Team	POL	Piotr Wira	POL			Aston Martin AMR Vantage GT3 E	AM	3	13	6	1:43.552	0.834	0.007	161.7
8	79	Sendom Racing Team	POL	Seweryn Mazur	POL			Lamborghini Huracan Evo 2	AM	4	21	7	1:43.627	0.909	0.075	161.6
9	18	Dinamic GT	ITA	Philipp Sager	AUT	Christian Engelhart	DEU	Porsche 911 GT3 R EVO (992)	PROAM	5	13	8	1:43.632	0.914	0.005	161.6
10	54	CBRX by SPS	DEU	Dexter Müller	CHE	Yannick Mettler	CHE	Mercedes AMG GT3 EVO	PROAM	6	16	7	1:43.706	0.988	0.074	161.5
11	11	Fach Auto Tech	CHE	Alexander Schwarzer	MEX	Alexander Fach	CHE	Porsche 911 GT3 R EVO (992)	PROAM	7	17	7	1:43.771	1.053	0.065	161.4
12	55	AF Corse	ITA	Laurent De Meeus	BEL	Vincent Abril	FRA	Ferrari 296 GT3 EVO	PROAM	8	10	4	1:44.144	1.426	0.373	160.8
13	16	AF Corse	ITA	Marcelo Hahn	BRA	Galid Osman	BRA	Ferrari 296 GT3	AM	5	16	10	1:44.516	1.798	0.372	160.2
14	25	Into Africa Racing by Dragon Racing Intl.	UAE	Xolile Letlaka	ZAF	Axcil Jefferies	ZWE	Ferrari 296 GT3	PROAM	9	19	9	1:44.845	2.127	0.329	159.7
15	88	Track Focused	GBR	Darren Kell	GBR	James Kell	GBR	McLaren 720 Evo GT3	PROAM	10	14	11	1:44.973	2.255	0.128	159.5
16	77	Grupo Prom Racing Team	DEU	Alfredo Hernández	MEX			Mercedes AMG GT3 EVO	AM	6	8	6	1:45.467	2.749	0.494	158.8
17	81	Norik Racing	JPN	Norikazu Shibata	JPN	Charles Fagg	GBR	Ferrari 296 GT3	PROAM	11	15	7	1:46.447	3.729	0.980	157.3
18	5	Olimp Racing	POL	Stanislaw Jedliński	POL	Krystian Korzeniowski	POL	Ferrari 296 GT3	AM	7	18	8	1:52.483	9.765	6.036	148.9

Published at:.....

Track Temp: 34.9 °C Air Temp: 26.1 °C Humidity: 35 % Track Status: DRY

Race Director:

Alessandro Ferrari

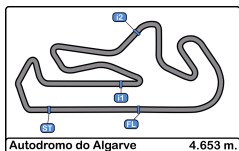
ACI DGA 392080

Timekeeper:

Luis Garcia

JOB-2654-ESP/M





Autodromo Int. do Algarve
International GT Open
Free Practice - 3
Track Limit



The Stewards, having received a report from Race Director, have considered the following matter and determine the following:

Session Free Practice - 3

Fact The cars below did not use the track at the turns listed below

Infringement Breach of Appendix L Chapter IV Article 2 c) of the FIA International Sporting Code and Article 19.4/19.5 of the Sporting Regulations.

Decision Deletion of the lap times shown in accordance with Article 12.4.1.e of the FIA International Sporting Code.

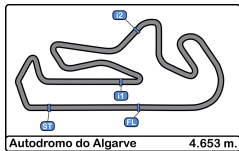
Note

- Certain decisions of the Stewards are subject to appeal (Article 15 of the FIA International Sporting Code).
- These penalties are not subject to appeal Article.12.3.4 of the FIA International Sporting Code and Article 16.5 of the Sporting Regulations.
- According to Article.12.3.3.b of the FIA International Sporting Code these decisions become immediately binding even in case of an appeal.

Ord	Turn	Nº Driver	Entrant/Team	Time of Day	Lap Time
1	4	6 Lewandowski - Lewandowski	Baron Motorsport Team	16:53:48.908	1:43.196
2	1	88 Kell - Kell	Track Focused	16:54:09.815	1:47.865
3	1	11 Schwarzer - Fach	Fach Auto Tech	16:56:03.448	1:43.525
4	4	5 Jedliński - Korzeniowski	Olimp Racing	16:56:16.200	1:54.288
5	1	11 Schwarzer - Fach	Fach Auto Tech	16:57:47.264	1:43.816
6	4	26 Blanchemain - Pla	Saintéloc Racing	16:58:38.688	1:43.906
7	1	55 De Meeus - Abril	AF Corse	16:58:45.857	1:44.524
8	1	6 Lewandowski - Lewandowski	Baron Motorsport Team	16:59:04.789	1:44.903
9	1	81 Shibata - Fagg	Norik Racing	17:00:11.591	1:54.750
10	1	16 Hahn - Osman	AF Corse	17:00:12.886	1:52.055
11	4	88 Kell - Kell	Track Focused	17:00:54.207	1:45.731
12	1	777 Jedliński - Basz	Olimp Racing	17:01:01.895	2:02.670
13	1	75 Salaquarda - Milota	Team ISR	17:01:06.979	1:43.586
14	4	5 Jedliński - Korzeniowski	Olimp Racing	17:02:00.912	1:54.477
15	4	26 Blanchemain - Pla	Saintéloc Racing	17:02:05.911	1:43.677
16	1	6 Lewandowski - Lewandowski	Baron Motorsport Team	17:02:40.424	1:52.709
17	4	75 Salaquarda - Milota	Team ISR	17:02:49.794	1:42.815
18	1	81 Shibata - Fagg	Norik Racing	17:03:46.267	1:46.114
19	1	26 Blanchemain - Pla	Saintéloc Racing	17:03:51.465	1:45.554
20	1	11 Schwarzer - Fach	Fach Auto Tech	17:04:42.697	1:43.721
21	4	12 Joel Monegro Reyes	Fach Auto Tech	17:04:53.224	1:43.678
22	4	81 Shibata - Fagg	Norik Racing	17:05:32.371	1:46.104
23	4	26 Blanchemain - Pla	Saintéloc Racing	17:05:35.255	1:43.790
24	4	5 Jedliński - Korzeniowski	Olimp Racing	17:05:47.541	1:52.208
25	1	11 Schwarzer - Fach	Fach Auto Tech	17:06:26.552	1:43.855
26	1	12 Joel Monegro Reyes	Fach Auto Tech	17:06:36.577	1:43.353
27	1	14 Piotr Wira	Good Speed Racing Team	17:06:52.252	1:43.204
28	1	6 Lewandowski - Lewandowski	Baron Motorsport Team	17:07:40.520	1:43.719
29	1	11 Schwarzer - Fach	Fach Auto Tech	17:08:17.948	1:51.396
30	4	12 Joel Monegro Reyes	Fach Auto Tech	17:08:20.414	1:43.837
31	4	81 Shibata - Fagg	Norik Racing	17:09:05.938	1:47.120
32	1	16 Hahn - Osman	AF Corse	17:09:14.824	1:45.384
33	4	5 Jedliński - Korzeniowski	Olimp Racing	17:09:32.229	1:52.205
34	4	777 Jedliński - Basz	Olimp Racing	17:09:41.758	1:43.993
35	4	54 Müller - Mettler	CBRX by SPS	17:10:06.951	1:51.241
36	4	81 Shibata - Fagg	Norik Racing	17:10:53.560	1:47.622
37	1	5 Jedliński - Korzeniowski	Olimp Racing	17:11:23.849	1:51.620
38	1	777 Jedliński - Basz	Olimp Racing	17:11:34.191	1:52.433
39	14	6 Lewandowski - Lewandowski	Baron Motorsport Team	17:12:52.521	1:43.280

The Stewards:





Autodromo Int. do Algarve
International GT Open
Free Practice - 3
Track Limit



The Stewards, having received a report from Race Director, have considered the following matter and determine the following:

Session Free Practice - 3

Fact The cars below did not use the track at the turns listed below

Infringement Breach of Appendix L Chapter IV Article 2 c) of the FIA International Sporting Code and Article 19.4/19.5 of the Sporting Regulations.

Decision Deletion of the lap times shown in accordance with Article 12.4.1.e of the FIA International Sporting Code.

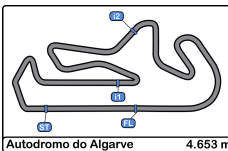
Note

- Certain decisions of the Stewards are subject to appeal (Article 15 of the FIA International Sporting Code).
- These penalties are not subject to appeal Article.12.3.4 of the FIA International Sporting Code and Article 16.5 of the Sporting Regulations.
- According to Article.12.3.3.b of the FIA International Sporting Code these decisions become immediately binding even in case of an appeal.

Ord	Turn	Nº Driver	Entrant/Team	Time of Day	Lap Time
40	4	5 Jedliński - Korzeniowski	Olimp Racing	17:13:16.488	1:52.639
41	1	88 Kell - Kell	Track Focused	17:13:23.463	1:45.318
42	4	11 Schwarzer - Fach	Fach Auto Tech	17:14:46.877	1:44.224
43	4	5 Jedliński - Korzeniowski	Olimp Racing	17:15:07.624	1:51.136
44	1	88 Kell - Kell	Track Focused	17:15:16.213	1:52.750
45	4	79 Seweryn Mazur	Sendom Racing Team	17:15:29.821	1:53.373
46	1	18 Sager - Engelhart	Dinamic GT	17:16:26.603	1:53.972
47	4	11 Schwarzer - Fach	Fach Auto Tech	17:16:31.182	1:44.305
48	1	54 Müller - Mettler	CBRX by SPS	17:16:42.366	1:43.926
49	4	5 Jedliński - Korzeniowski	Olimp Racing	17:16:59.750	1:52.126
50	1	18 Sager - Engelhart	Dinamic GT	17:18:10.608	1:44.005
51	1	11 Schwarzer - Fach	Fach Auto Tech	17:18:17.417	1:46.235
52	4	5 Jedliński - Korzeniowski	Olimp Racing	17:18:50.051	1:50.301
53	1	777 Jedliński - Basz	Olimp Racing	17:19:38.969	1:45.488
54	1	54 Müller - Mettler	CBRX by SPS	17:20:10.138	1:43.774
55	4	26 Blanchemain - Pla	Saintéloc Racing	17:20:28.497	4:14.405
56	1	5 Jedliński - Korzeniowski	Olimp Racing	17:20:41.515	1:51.464
57	1	25 Letlaka - Jefferies	Into Africa Racing by Dragon Racing Intl.	17:20:45.034	1:49.941
58	1	12 Joel Monegro Reyes	Fach Auto Tech	17:21:23.954	1:44.785
59	1	6 Lewandowski - Lewandowski	Baron Motorsport Team	17:21:29.064	1:43.537
60	4	54 Müller - Mettler	CBRX by SPS	17:21:54.498	1:44.360
61	1	81 Shibata - Fagg	Norik Racing	17:22:01.631	1:44.926
62	1	5 Jedliński - Korzeniowski	Olimp Racing	17:22:34.087	1:52.572
63	1	12 Joel Monegro Reyes	Fach Auto Tech	17:23:07.656	1:43.702
64	1	777 Jedliński - Basz	Olimp Racing	17:23:10.448	1:45.212
65	1	6 Lewandowski - Lewandowski	Baron Motorsport Team	17:23:20.684	1:51.620
66	1	81 Shibata - Fagg	Norik Racing	17:23:47.191	1:45.560
67	5	81 Shibata - Fagg	Norik Racing	17:25:39.975	1:52.784
68	1	25 Letlaka - Jefferies	Into Africa Racing by Dragon Racing Intl.	17:27:49.302	1:45.551
69	4	79 Seweryn Mazur	Sendom Racing Team	17:28:40.710	1:45.419
70	1	5 Jedliński - Korzeniowski	Olimp Racing	17:29:06.244	4:30.408

The Stewards:





Autodromo Int. do Algarve
International GT Open
Free Practice - 3
Provisional Results by Category



PROAM																
Cls	Nº	Entrant/Team	Nat	Driver 1	Nat	Driver 2	Nat	Vehicle	Cat	Cls	Laps	Best	Time	Gap	Interval	Km/h
1	75	Team ISR	CZE	Filip Salaquarda	CZE	Libor Milota	CZE	Audi R8 LMS GT3 Evo II	PROAM	1	9	7	1:42.718			163.0
2	97	Blackthorn	GBR	Charles Bateman	GBR	Henrique Chaves	PRT	Aston Martin AMR Vantage GT3 E	PROAM	2	14	6	1:43.053	0.335	0.335	162.5
3	26	Saintéloc Racing	FRA	Michaël Blanchemain	FRA	Jim Pla	FRA	Audi R8 LMS GT3 Evo II	PROAM	3	16	13	1:43.293	0.575	0.240	162.1
4	777	Olimp Racing	POL	Marcin Jedliński	POL	Karol Basz	POL	Ferrari 296 GT3 EVO	PROAM	4	14	5	1:43.545	0.827	0.252	161.7
5	18	Dinamic GT	ITA	Philipp Sager	AUT	Christian Engelhart	DEU	Porsche 911 GT3 R EVO (992)	PROAM	5	13	8	1:43.632	0.914	0.087	161.6
6	54	CBRX by SPS	DEU	Dexter Müller	CHE	Yannick Mettler	CHE	Mercedes AMG GT3 EVO	PROAM	6	16	7	1:43.706	0.988	0.074	161.5
7	11	Fach Auto Tech	CHE	Alexander Schwarzer	MEX	Alexander Fach	CHE	Porsche 911 GT3 R EVO (992)	PROAM	7	17	7	1:43.771	1.053	0.065	161.4
8	55	AF Corse	ITA	Laurent De Meeus	BEL	Vincent Abril	FRA	Ferrari 296 GT3 EVO	PROAM	8	10	4	1:44.144	1.426	0.373	160.8
9	25	Into Africa Racing by Dragon Racing Intl.	GBR	Xolile Letlaka	ZAF	Axcil Jefferies	ZWE	Ferrari 296 GT3	PROAM	9	19	9	1:44.845	2.127	0.701	159.7
10	88	Track Focused	GBR	Darren Kell	GBR	James Kell	GBR	McLaren 720 Evo GT3	PROAM	10	14	11	1:44.973	2.255	0.128	159.5
11	81	Norik Racing	JPN	Norikazu Shibata	JPN	Charles Fagg	GBR	Ferrari 296 GT3	PROAM	11	15	7	1:46.447	3.729	1.474	157.3

AM																
Cls	Nº	Entrant/Team	Nat	Driver 1	Nat	Driver 2	Nat	Vehicle	Cat	Cls	Laps	Best	Time	Gap	Interval	Km/h
1	6	Baron Motorsport Team	AUT	Andrzej Lewandowski	POL	Adrian Lewandowski	POL	Ferrari 296 GT3	AM	1	18	15	1:42.893			162.7
2	12	Fach Auto Tech	CHE	Joel Monegro Reyes	DOM			Porsche 911 GT3 R EVO (992)	AM	2	13	8	1:43.181	0.288	0.288	162.3
3	14	Good Speed Racing Team	POL	Piotr Wira	POL			Aston Martin AMR Vantage GT3 E	AM	3	13	6	1:43.552	0.659	0.371	161.7
4	79	Sendom Racing Team	POL	Seweryn Mazur	POL			Lamborghini Huracan Evo 2	AM	4	21	7	1:43.627	0.734	0.075	161.6
5	16	AF Corse	ITA	Marcelo Hahn	BRA	Galid Osman	BRA	Ferrari 296 GT3	AM	5	16	10	1:44.516	1.623	0.889	160.2
6	77	Grupo Prom Racing Team	DEU	Alfredo Hernández	MEX			Mercedes AMG GT3 EVO	AM	6	8	6	1:45.467	2.574	0.951	158.8
7	5	Olimp Racing	POL	Stanislaw Jedliński	POL	Krystian Korzeniowski	POL	Ferrari 296 GT3	AM	7	18	8	1:52.483	9.590	7.016	148.9

Published at:.....

Track Temp: 34.9 °C Air Temp: 26.1 °C Humidity: 35 % Track Status: DRY

Race Director:

Alessandro Ferrari

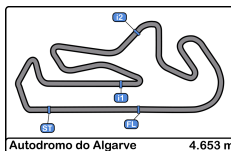
ACI DGA 392080

Timekeeper:

Luis Garcia

JOB-2654-ESP/M





Autodromo Int. do Algarve
International GT Open
Free Practice - 3
Lap Analysis

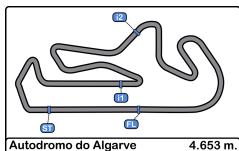


5						11									
Stanislav Jedliński						Alexander Schwarzer									
Ferrari 296 GT3						Porsche 911 GT3 R EVO (992)									
AM Krystian Korzeniowski						Alexander Fach									
Olimp Racing						Fach Auto Tech									
Lap	D	Time	Sector 1	Sector 2	Sector 3	T. Spd	Elapsed	Lap	D	Time	Sector 1	Sector 2	Sector 3	T. Spd	Elapsed
1		16:54:21.912	16:53:01.183	37.419	43.310		16:54:21.912	1		16:52:36.084	16:51:23.939	33.894	38.251		16:52:36.084
2		1:54.288	35.472	35.972	42.844	257.7	16:56:16.200	2		1:43.839	32.725	32.961	38.153	262.1	16:54:19.923
3		1:55.673	36.309	36.578	42.786	251.7	16:58:11.873	3		1:43.525	32.580	32.961	37.984	262.1	16:56:03.448
4		1:54.562	36.001	36.053	42.508	252.9	17:00:06.435	4		1:43.816	32.468	33.007	38.341	262.1	16:57:47.264
5		1:54.477	35.256	35.957	43.264	254.7	17:02:00.912	5		1:43.880	32.562	32.958	38.360	260.2	16:59:31.144
6		1:54.421	34.896	37.430	42.095	257.1	17:03:55.333	6		1:44.061	32.548	33.162	38.351	260.2	17:01:15.205
7		1:52.208	35.303	35.853	41.052	258.9	17:05:47.541	7		1:43.771	32.456	33.081	38.234	262.1	17:02:58.976
8		1:52.483	35.014	36.053	41.416	257.7	17:07:40.024	8		1:43.721	32.520	32.980	38.221	261.5	17:04:42.697
9		1:52.205	35.249	35.798	41.158	257.7	17:09:32.229	9		1:43.855	32.417	32.925	38.513	262.1	17:06:26.552
10		1:51.620	34.812	35.780	41.028	260.8	17:11:23.849	10		1:51.396 P	33.577	33.536	44.283	261.5	17:08:17.948
11		1:52.639	34.821	35.472	42.346	260.8	17:13:16.488	11		3:00.840	1:49.230	33.099	38.511		17:11:18.788
12		1:51.136	35.032	35.202	40.902	258.3	17:15:07.624	12		1:43.865	32.597	32.949	38.319	262.7	17:13:02.653
13		1:52.126	34.581	35.611	41.934	262.7	17:16:59.750	13		1:44.224	32.644	33.302	38.278	260.2	17:14:46.877
14		1:50.301	33.988	34.844	41.469	257.7	17:18:50.051	14		1:44.305	32.622	33.087	38.596	260.2	17:16:31.182
15		1:51.464	34.528	35.353	41.583	261.5	17:20:41.515	15		1:46.235	34.443	33.294	38.498	261.5	17:18:17.417
16		1:52.572	34.845	35.136	42.591	260.2	17:22:34.087	16		1:50.508 P	32.781	33.001	44.726	262.1	17:20:07.925
17		2:01.749 P	35.114	35.896	50.739	250.0	17:24:35.836	17		3:10.773 P	1:52.144	33.157	45.472		17:23:18.698
18		4:30.408 P	3:00.054	38.623	51.731		17:29:06.244								

6						12									
Andrzej Lewandowski						Joel Monegro Reyes									
Ferrari 296 GT3						Porsche 911 GT3 R EVO (992)									
AM Adrian Lewandowski						Fach Auto Tech									
Baron Motorsport Team															
Lap	D	Time	Sector 1	Sector 2	Sector 3	T. Spd	Elapsed	Lap	D	Time	Sector 1	Sector 2	Sector 3	T. Spd	Elapsed
1		16:52:05.712	16:50:54.427	33.459	37.826		16:52:05.712	1		17:03:09.546	17:01:57.764	33.309	38.473		17:03:09.546
2		1:43.196	32.634	32.591	37.971	263.4	16:53:48.908	2		1:43.678	32.545	32.780	38.353	264.7	17:04:53.224
3		1:43.064	32.362	32.560	38.142	266.6	16:55:31.972	3		1:43.353	32.396	32.792	38.165	264.0	17:06:36.577
4		1:47.914	32.360	35.046	40.508	268.6	16:57:19.886	4		1:43.837	32.440	32.860	38.537	264.7	17:08:20.414
5		1:44.903	32.454	32.560	39.889	264.7	16:59:04.789	5		1:43.625	32.503	32.954	38.168	263.4	17:10:04.039
6		1:42.926	32.448	32.515	37.963	264.7	17:00:47.715	6		1:43.489	32.523	32.775	38.191	266.0	17:11:47.528
7		1:52.709 P	32.439	34.570	45.700	265.3	17:02:40.424	7		1:43.466	32.378	32.903	38.185	264.7	17:13:30.994
8		3:16.377	2:01.608	33.697	41.072		17:05:56.801	8		1:43.181	32.405	32.695	38.081	264.0	17:15:14.175
9		1:43.719	32.390	33.043	38.286	263.4	17:07:40.520	9		1:51.970 P	32.355	32.814	46.801	265.3	17:17:06.145
10		1:45.162	34.424	32.867	37.871	264.7	17:09:25.682	10		2:33.024	1:19.855	34.501	38.668		17:19:39.169
11		1:43.559	32.469	32.944	38.146	263.4	17:11:09.241	11		1:44.785	33.166	33.029	38.590	267.3	17:21:23.954
12		1:43.280	32.236	32.620	38.424	264.7	17:12:52.521	12		1:43.702	32.540	32.980	38.182	263.4	17:23:07.656
13		1:43.378	32.314	32.940	38.124	266.0	17:14:35.899	13		1:51.115 P	32.749	33.060	45.306	264.0	17:24:58.771
14		1:43.566	32.735	32.994	37.837	264.0	17:16:19.465								
15		1:42.893	32.252	32.643	37.998	266.6	17:18:02.358								
16		1:43.169	32.479	32.569	38.121	266.6	17:19:45.527								
17		1:43.537	32.528	32.853	38.156	265.3	17:21:29.064								
18		1:51.620 P	32.617	32.666	46.337	264.7	17:23:20.684								

14							
Piotr Wira							
Aston Martin AMR Vantage GT3 EVO							
AM Good Speed Racing Team							
Lap	D	Time	Sector 1	Sector 2	Sector 3	T. Spd	Elapsed
1		16:54:05.704	16:52:40.195	41.455	44.054		16:54:05.704
2		1:58.918 P	34.994	35.111	48.813	253.5	16:56:04.622
3		3:52.222	2:39.671	33.841	38.710		16:59:56.844
4		1:44.121	32.819	33.168	38.134	261.5	17:01:40.965
5		1:44.531	32.513	33.400	38.618	266.6	17:03:25.496
6		1:43.552	32.522	32.989	38.041	264.7	17:05:09.048
7		1:43.204	32.292	33.017	37.895	264.7	17:06:52.252
8		1:43.728	32.494	33.099	38.135	264.7	17:08:35.980
9		1:43.675	32.496	33.178	38.001	264.7	17:10:19.655
10		1:57.812 P	32.748	33.607	51.457	264.0	17:12:17.467
11		14:37.509	13:23.290	34.874	39.345		17:26:54.976
12		1:48.523	35.656	34.233	38.634	261.5	17:28:43.499
13		1:54.414 P	32.587	33.653	48.174	264.7	17:30:37.913





Autodromo Int. do Algarve
International GT Open
Free Practice - 3
Lap Analysis



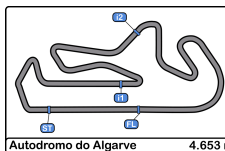
16 Marcelo Hahn Ferrari 296 GT3 **25** Xolile Letlaka Ferrari 296 GT3

AM Galid Osman						AF Corse		PROAM		Axcil Jefferies Into Africa Racing by Dragon					
Lap	D	Time	Sector 1	Sector 2	Sector 3	T. Spd	Elapsed	Lap	D	Time	Sector 1	Sector 2	Sector 3	T. Spd	Elapsed
1		16:58:20.831	16:56:59.027	39.107	42.697		16:58:20.831	1		16:55:01.282 P	16:53:38.272	35.588	47.422		16:55:01.282
2		1:52.955	35.752	36.005	40.298	248.8	17:00:12.886	2		3:05.048	1:50.449	34.800	39.799		16:58:06.330
3		1:48.340	34.594	34.409	39.337	255.3	17:02:01.226	3		1:46.163	33.505	33.655	39.003	259.6	16:59:52.493
4		1:52.289	35.017	35.405	41.867	260.2	17:03:53.515	4		1:46.404	33.542	33.489	39.373	261.5	17:01:38.897
5		1:50.190	35.995	34.898	39.297	237.8	17:05:43.705	5		1:47.755	33.442	33.972	40.341	260.8	17:03:26.652
6		1:45.735	33.290	33.380	39.065	259.6	17:07:29.440	6		1:46.169	33.027	33.776	39.366	264.0	17:05:12.821
7		1:45.384	33.059	33.480	38.845	259.6	17:09:14.824	7		1:45.804	33.431	33.339	39.034	254.7	17:06:58.625
8		1:52.299 P	32.983	33.438	45.878	259.6	17:11:07.123	8		1:44.996	33.121	33.100	38.775	264.0	17:08:43.621
9		2:52.954	1:41.007	33.380	38.567		17:14:00.077	9		1:44.845	32.852	33.210	38.783	264.0	17:10:28.466
10		1:44.516	32.720	33.182	38.614	259.6	17:15:44.593	10		1:52.220 P	33.050	33.074	46.096	262.7	17:12:20.686
11		1:44.820	32.846	33.306	38.668	260.2	17:17:29.413	11		3:01.676	1:48.181	33.466	40.029		17:15:22.362
12		1:45.042	32.997	33.242	38.803	259.6	17:19:14.455	12		1:46.244	33.242	33.891	39.111	262.7	17:17:08.606
13		1:54.223 P	32.800	33.458	47.965	261.5	17:21:08.678	13		1:46.487	33.341	33.789	39.357	262.7	17:18:55.093
14		3:22.027 P	2:03.977	33.001	45.049		17:24:30.705	14		1:49.944	34.590	34.070	41.281	264.0	17:20:45.034
15		3:29.706 P	2:10.987	33.237	45.482		17:28:00.411	15		1:48.098	33.456	33.564	41.078	263.4	17:22:33.132
16		3:25.828 P	2:06.306	33.503	46.019		17:31:26.239	16		1:45.578	33.539	33.116	38.923	258.3	17:24:18.710

18 Philipp Sager Porsche 911 GT3 R EVO (992) **26** Michaël Blanchemain Audi R8 LMS GT3 Evo II

PROAM Christian Engelhart						Dinamic GT		PROAM Jim Pla		Saintéloc Racing					
Lap	D	Time	Sector 1	Sector 2	Sector 3	T. Spd	Elapsed	Lap	D	Time	Sector 1	Sector 2	Sector 3	T. Spd	Elapsed
1		16:59:06.838	16:57:48.572	35.987	42.279		16:59:06.838	1		16:52:32.556 P	16:50:53.129	42.431	56.996		16:52:32.556
2		1:46.591	33.378	34.004	39.209	260.8	17:00:53.429	2		2:38.861	1:26.696	33.880	38.285		16:55:11.417
3		1:45.676	33.119	33.461	39.096	262.7	17:02:39.105	3		1:43.365	32.406	32.893	38.066	266.6	16:56:54.782
4		1:45.343	32.976	33.388	38.979	264.7	17:04:24.448	4		1:43.906	32.516	32.866	38.524	266.6	16:58:38.688
5		1:54.062 P	33.506	33.561	46.995	264.0	17:06:18.510	5		1:43.546	32.631	32.823	38.092	266.0	17:00:22.234
6		3:03.038	1:49.153	34.533	39.352		17:09:21.548	6		1:43.677	32.406	32.753	38.518	266.6	17:02:05.911
7		1:43.639	32.755	32.722	38.162	262.1	17:11:05.187	7		1:45.554	32.617	33.644	39.293	269.3	17:03:51.465
8		1:43.632	32.533	32.897	38.202	265.3	17:12:48.819	8		1:43.799	32.644	32.766	38.380	266.0	17:05:35.255
9		1:43.812	32.426	32.881	38.505	265.3	17:14:32.631	9		1:46.066	32.813	32.796	40.457	265.3	17:07:21.321
10		1:53.972	41.239	34.061	38.672	264.7	17:16:26.603	10		1:46.328	32.655	33.788	39.885	265.3	17:09:07.649
11		1:44.905	32.844	32.847	38.314	265.3	17:18:10.608	11		1:44.722	32.421	33.245	39.056	265.3	17:10:52.371
12		1:43.992	32.738	32.956	38.298	265.3	17:19:54.600	12		1:43.792	32.671	32.756	38.365	266.0	17:12:36.163
13		1:53.745 P	33.039	33.469	47.237	266.0	17:21:48.345	13		1:43.293	32.338	33.031	37.924	266.0	17:14:19.456
								14		1:54.636 P	33.876	34.244	46.516	266.0	17:16:14.092
								15		1:44.405 P	2:51.705	34.152	48.548		17:20:28.497
								16		3:14.259 P	1:50.444	35.124	48.691		17:23:42.756





Autodromo Int. do Algarve
International GT Open
Free Practice - 3
Lap Analysis



54 Dexter Müller Mercedes AMG GT3 EVO **77** Alfredo Hernández Mercedes AMG GT3 EVO
 PROAM Yannick Mettler CBRX by SPS AM Grupo Prom Racing Team

Lap	D	Time	Sector 1	Sector 2	Sector 3	T. Spd	Elapsed	Lap	D	Time	Sector 1	Sector 2	Sector 3	T. Spd	Elapsed
1		16:57:51.548	16:56:37.216	34.154	40.178		16:57:51.548	1		17:19:11.959	17:17:54.212	36.283	41.464		17:19:11.959
2		1:44.773	33.288	33.435	38.050	262.1	16:59:36.321	2		1:49.234	33.979	34.443	40.812	258.9	17:21:01.193
3		1:44.010	32.870	33.157	37.983	264.7	17:01:20.331	3		1:46.870	33.853	33.651	39.366	260.2	17:22:48.063
4		1:43.870	32.755	32.986	38.129	267.3	17:03:04.201	4		1:45.833	33.384	33.199	39.250	262.1	17:24:33.896
5		1:43.833	32.611	33.122	38.100	266.6	17:04:48.034	5		1:45.830	33.566	33.078	39.186	262.7	17:26:19.726
6		1:43.970	32.726	33.196	38.048	266.6	17:06:32.004	6		1:45.467	33.258	33.094	39.115	262.7	17:28:05.193
7		1:43.706	32.719	32.883	38.104	266.6	17:08:15.710	7		1:46.406	33.341	33.296	39.769	262.7	17:29:51.599
8		1:51.241 P	32.778	33.207	45.256	268.6	17:10:06.951	8		1:46.337	33.822	33.380	39.135	261.5	17:31:37.936
9		3:07.351	1:54.970	33.232	39.149		17:13:14.302	9			38.898				233.7
10		1:44.138	32.861	33.166	38.111	264.7	17:14:58.440								
11		1:43.926	32.631	33.105	38.190	266.0	17:16:42.366	79							
12		1:43.998	32.656	33.208	38.134	265.3	17:18:26.364								
13		1:43.774	32.557	33.188	38.029	266.6	17:20:10.138								
14		1:44.360	32.643	33.076	38.641	266.0	17:21:54.498								
15		1:50.882 P	32.711	33.327	44.844	264.0	17:23:45.380								
16		3:08.840 P	1:51.450	33.267	44.123		17:26:54.220								

55 Laurent De Meeus Ferrari 296 GT3 EVO
 PROAM Vincent Abril AF Corse

Lap	D	Time	Sector 1	Sector 2	Sector 3	T. Spd	Elapsed	Lap	D	Time	Sector 1	Sector 2	Sector 3	T. Spd	Elapsed
1		16:55:16.624	16:53:58.118	34.732	43.774		16:55:16.624	1		16:51:52.501	16:50:39.522	33.576	39.403		16:51:52.501
2		1:44.709	33.301	33.110	38.298	261.5	16:57:01.333	2		1:44.064	32.795	32.953	38.316	261.5	16:53:36.565
3		1:44.624	32.836	33.428	38.260	264.0	16:58:45.857	3		1:54.576	32.545	33.062	48.969	263.4	16:55:31.141
4		1:44.144	32.536	33.106	38.502	264.0	17:00:30.001	4		1:44.285	32.758	33.062	38.465	264.7	16:57:15.426
5		1:44.265	32.577	33.286	38.402	263.4	17:02:14.266	5		1:44.337	32.689	32.886	38.762	264.7	16:58:59.763
6		1:44.186	32.695	33.261	38.230	265.3	17:03:58.452	6		1:44.271	32.677	32.994	38.600	264.7	17:00:44.034
7		1:53.854	32.616	38.487	42.751	264.7	17:05:52.306	7		1:43.627	32.370	32.847	38.410	264.0	17:02:27.661
8		1:56.308 P	32.767	34.960	48.581	262.1	17:07:48.614	8		1:55.806 P	32.588	34.562	48.656	265.3	17:04:23.467
9		3:13.006 P	1:51.694	35.088	46.224		17:11:01.620	9		3:50.468	2:38.388	33.101	38.979		17:08:13.935
10		3:10.551 P	1:48.918	35.210	46.423		17:14:12.171	10		1:49.134	32.632	36.655	39.847	263.4	17:10:03.069
								11		1:48.884	36.504	33.269	39.111	263.4	17:11:51.953
								12		1:44.495	32.609	33.073	38.813	264.0	17:13:36.448
								13		1:53.373	32.973	38.558	41.842	265.3	17:15:29.821
								14		1:44.809	32.919	33.068	38.822	263.4	17:17:14.630
								15		1:44.254	32.648	33.012	38.594	264.7	17:18:58.884
								16		1:44.726	32.613	33.100	39.013	264.7	17:20:43.610
								17		1:52.072 P	32.744	33.193	46.135	265.3	17:22:35.682
								18		2:34.950	1:12.511	42.562	39.877		17:25:10.632
								19		1:44.659	32.758	33.090	38.811	262.7	17:26:55.291
								20		1:46.449	34.041	33.064	38.314	265.3	17:28:40.710
								21		2:42.163 P	57.180	44.916	1:00.067	264.7	17:31:22.873

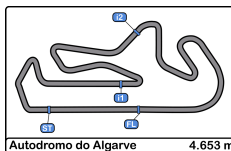
75 Filip Salaquarda Audi R8 LMS GT3 Evo II
 PROAM Libor Milota Team ISR

Lap	D	Time	Sector 1	Sector 2	Sector 3	T. Spd	Elapsed	Lap	D	Time	Sector 1	Sector 2	Sector 3	T. Spd	Elapsed
1		16:59:23.393	16:58:09.462	34.417	39.514		16:59:23.393								
2		1:43.586	32.560	32.856	38.170	262.7	17:01:06.979								
3		1:42.845	32.323	32.490	38.002	266.6	17:02:49.794								
4		1:42.776	32.176	32.595	38.005	267.3	17:04:32.570								
5		1:44.639	32.345	32.638	39.656	266.6	17:06:17.209								
6		1:42.821	32.303	32.576	37.942	262.7	17:08:00.030								
7		1:42.718	32.217	32.535	37.966	266.0	17:09:42.748								
8		1:42.808	32.218	32.633	37.957	268.6	17:11:25.556								
9		1:53.436 P	32.554	33.602	47.280	266.6	17:13:18.992								

81 Norikazu Shibata Ferrari 296 GT3
 PROAM Charles Fagg Norik Racing

Lap	D	Time	Sector 1	Sector 2	Sector 3	T. Spd	Elapsed	Lap	D	Time	Sector 1	Sector 2	Sector 3	T. Spd	Elapsed
1		16:56:24.078	16:55:09.870	34.336	39.872		16:56:24.078	1		16:56:24.078	16:55:09.870	34.336	39.872		16:56:24.078
2		1:52.763	33.821	34.725	44.217	260.2	16:58:16.841	2		1:52.763	33.821	34.725	44.217	260.2	16:58:16.841
3		1:54.750	33.707	33.871	47.172	258.9	17:00:11.591	3		1:54.750	33.707	33.871	47.172	258.9	17:00:11.591
4		1:48.562	33.626	33.731	41.205	257.7	17:02:00.153	4		1:48.562	33.626	33.731	41.205	257.7	17:02:00.153
5		1:46.444	33.388	33.532	39.194	258.9	17:03:46.267	5		1:46.444	33.388	33.532	39.194	258.9	17:03:46.267
6		1:46.404	33.294	33.581	39.229	262.7	17:05:32.371	6		1:46.404	33.294	33.581	39.229	262.7	17:05:32.371
7		1:46.447	33.168	33.440	39.839	262.7	17:07:18.818	7		1:46.447	33.168	33.440	39.839	262.7	17:07:18.818
8		1:47.420	33.208	34.480	39.432	261.5	17:09:05.938	8		1:47.420	33.208	34.480	39.432	261.5	17:09:05.938
9		1:47.622	33.489	33.645	40.488	260.2	17:10:53.560	9		1:47.622	33.489	33.645	40.488	260.2	17:10:53.560
10		1:46.498	33.335	33.834	39.329	263.4	17:12:40.058	10		1:46.498	33.335	33.834	39.329	263.4	17:12:40.058
11		1:56.032 P	33.453	36.136	46.443	263.4	17:14:36.090	11		1:56.032 P	33.453	36.136	46.443	263.4	17:14:36.090
12		5:40.615	4:27.151	34.032	39.432		17:20:16.705	12		5:40.615	4:27.151	34.032	39.432		17:20:16.705
13		1:44.926	33.036	33.133	38.757	262.1	17:22:01.631	13		1:44.926	33.036	33.133	38.757	262.1	17:22:01.631
14		1:45.560	33.492	33.233	38.835	262.7	17:23:47.191	14		1:45.560	33.492	33.233	38.835	262.7	17:23:47.191
15		1:52.784 P	33.253	33.642	45.889	262.7	17:25:39.975	15		1:52.784 P	33.253	33.642	45.889	262.7	17:25:39.975





Autodromo Int. do Algarve
International GT Open
Free Practice - 3
Lap Analysis



88 Darren Kell McLaren 720 Evo GT3

PROAM James Kell Track Focused

Lap	D	Time	Sector 1	Sector 2	Sector 3	T. Spd	Elapsed
1		16:52:21.950	16:51:06.481	35.201	40.268		16:52:21.950
2		1:47.865	33.729	34.308	39.828	255.3	16:54:09.815
3		1:56.104 P	34.011	33.676	48.417	257.1	16:56:05.919
4		3:02.557	1:49.806	33.567	39.184		16:59:08.476
5		1:45.734	33.152	33.627	38.952	258.3	17:00:54.207
6		1:50.277	33.185	33.879	43.213	258.3	17:02:44.484
7		1:45.696	33.009	33.660	39.027	259.6	17:04:30.180
8		1:52.002	36.303	34.413	41.286	228.8	17:06:22.182
9		1:45.731	33.065	33.569	39.097	258.3	17:08:07.913
10		1:45.259	33.084	33.298	38.877	258.9	17:09:53.172
11		1:44.973	32.970	33.551	38.452	258.9	17:11:38.145
12		1:45.318	33.170	33.509	38.639	263.4	17:13:23.463
13		1:52.750 P	33.666	33.600	45.484	263.4	17:15:16.213
14		3:09.519 P	1:50.454	34.065	45.000		17:18:25.732

97 Charles Bateman Aston Martin AMR Vantage GT3 EVO

PROAM Henrique Chaves Blackthorn

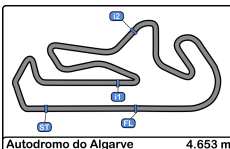
Lap	D	Time	Sector 1	Sector 2	Sector 3	T. Spd	Elapsed
1		16:51:54.711	16:50:41.458	34.533	38.720		16:51:54.711
2		1:43.060	32.465	32.917	37.678	262.7	16:53:37.771
3		1:46.978	32.335	32.872	41.771	266.0	16:55:24.749
4		1:43.426	32.622	32.902	37.902	262.7	16:57:08.175
5		1:43.313	32.353	32.598	38.362	264.7	16:58:51.488
6		1:43.053	32.314	32.917	37.822	264.0	17:00:34.541
7		1:43.178	32.217	32.813	38.148	264.0	17:02:17.719
8		1:50.991 P	32.389	32.813	45.789	264.7	17:04:08.710
9		6:48.177	5:35.390	34.203	38.584		17:10:56.887
10		1:44.216	32.828	33.071	38.317	261.5	17:12:41.103
11		1:44.691	32.684	33.543	38.464	263.4	17:14:25.794
12		1:44.224	32.711	33.000	38.513	261.5	17:16:10.018
13		1:44.325	32.689	33.197	38.439	263.4	17:17:54.343
14		1:52.430 P	33.098	34.335	44.997	263.4	17:19:46.773

777 Marcin Jedliński Ferrari 296 GT3 EVO

PROAM Karol Basz Olimp Racing

Lap	D	Time	Sector 1	Sector 2	Sector 3	T. Spd	Elapsed
1		16:58:59.225	16:57:36.948	34.640	47.637		16:58:59.225
2		2:02.670	35.964	36.980	49.726	260.2	17:01:01.895
3		1:44.675	33.130	33.151	38.394	258.9	17:02:46.570
4		1:43.913	32.550	33.113	38.250	265.3	17:04:30.483
5		1:43.545	32.393	32.977	38.175	264.0	17:06:14.028
6		1:43.737	32.482	32.979	38.276	264.7	17:07:57.765
7		1:43.993	32.714	33.008	38.271	265.3	17:09:41.758
8		1:52.433 P	32.528	35.213	44.692	264.7	17:11:34.191
9		4:34.717	3:22.658	33.579	38.480		17:16:08.908
10		1:44.573	32.855	33.178	38.540	264.7	17:17:53.481
11		1:45.488	32.866	33.581	39.041	264.7	17:19:38.969
12		1:46.267	33.954	33.387	38.926	263.4	17:21:25.236
13		1:45.242	32.814	33.312	39.086	264.7	17:23:10.448
14		1:53.005 P	32.678	33.416	46.911	265.3	17:25:03.453



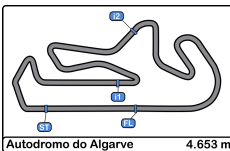


Autodromo Int. do Algarve
International GT Open
Free Practice - 3
Best Sectors Results



Sector - 1			Sector - 2			Sector - 3			Ideal Lap vs Best Lap		
Clas	Nº Driver	Time	Nº Driver	Time	Nº Driver	Time	Clas	Nº Driver	Ideal Lap	Best Lap	Clas
1	75 Salaquarda - Milota	32.176	75 Salaquarda - Milota	32.490	97 Bateman - Chaves	37.678	1	97 Bateman - Chaves	1:42.493	1:43.053	3
2	97 Bateman - Chaves	32.217	6 Lewandowski - Lewandowski	32.515	6 Lewandowski - Lewandowski	37.826	2	6 Lewandowski - Lewandowski	1:42.577	1:42.893	2
3	6 Lewandowski - Lewandowski	32.236	97 Bateman - Chaves	32.598	14 Piotr Wira	37.895	3	75 Salaquarda - Milota	1:42.608	1:42.718	1
4	14 Piotr Wira	32.292	12 Joel Monegro Reyes	32.695	26 Blanchemain - Pla	37.924	4	26 Blanchemain - Pla	1:43.015	1:43.293	5
5	26 Blanchemain - Pla	32.338	18 Sager - Engelhart	32.722	75 Salaquarda - Milota	37.942	5	12 Joel Monegro Reyes	1:43.131	1:43.181	4
6	12 Joel Monegro Reyes	32.355	26 Blanchemain - Pla	32.753	54 Müller - Mettler	37.983	6	14 Piotr Wira	1:43.176	1:43.552	7
7	79 Seweryn Mazur	32.370	79 Seweryn Mazur	32.847	11 Schwarzer - Fach	37.984	7	18 Sager - Engelhart	1:43.310	1:43.632	9
8	777 Jedliński - Basz	32.393	54 Müller - Mettler	32.883	12 Joel Monegro Reyes	38.081	8	11 Schwarzer - Fach	1:43.326	1:43.771	11
9	11 Schwarzer - Fach	32.417	11 Schwarzer - Fach	32.925	18 Sager - Engelhart	38.162	9	54 Müller - Mettler	1:43.423	1:43.706	10
10	18 Sager - Engelhart	32.426	777 Jedliński - Basz	32.977	777 Jedliński - Basz	38.175	10	79 Seweryn Mazur	1:43.531	1:43.627	8
11	55 De Meeus - Abril	32.536	14 Piotr Wira	32.989	55 De Meeus - Abril	38.230	11	777 Jedliński - Basz	1:43.545	1:43.545	6
12	54 Müller - Mettler	32.557	16 Hahn - Osman	33.001	79 Seweryn Mazur	38.314	12	55 De Meeus - Abril	1:43.872	1:44.144	12
13	16 Hahn - Osman	32.720	25 Letlaka - Jefferies	33.074	88 Kell - Kell	38.452	13	16 Hahn - Osman	1:44.288	1:44.516	13
14	25 Letlaka - Jefferies	32.852	77 Alfredo Hernández	33.078	16 Hahn - Osman	38.567	14	25 Letlaka - Jefferies	1:44.590	1:44.845	14
15	88 Kell - Kell	32.970	55 De Meeus - Abril	33.106	25 Letlaka - Jefferies	38.664	15	88 Kell - Kell	1:44.720	1:44.973	15
16	81 Shibata - Fagg	33.036	81 Shibata - Fagg	33.133	81 Shibata - Fagg	38.757	16	81 Shibata - Fagg	1:44.926	1:46.447	17
17	77 Alfredo Hernández	33.258	88 Kell - Kell	33.298	77 Alfredo Hernández	39.115	17	77 Alfredo Hernández	1:45.451	1:45.467	16
18	5 Jedliński - Korzeniowski	33.988	5 Jedliński - Korzeniowski	34.844	5 Jedliński - Korzeniowski	40.902	18	5 Jedliński - Korzeniowski	1:49.734	1:52.483	18



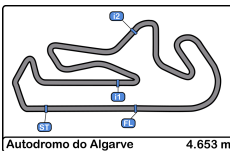


Autodromo Int. do Algarve
International GT Open
Free Practice - 3
Best 5 Lap Times



Cl	N° Entrant/Team	Nat	Driver 1	Nat	Driver 2	Nat	Vehicle	Cat	Cl	Best 1		Best 2		Best 3		Best 4		Best 5	
										Time	Lap	Time	Lap	Time	Lap	Time	Lap	Time	Lap
1	75 Team ISR	CZE	Filip Salaquarda	CZE	Libor Milota	CZE	Audi R8 LMS GT3 Evo II	PROAM	1	1:42.718	7	1:42.776	4	1:42.808	8	1:42.821	6	1:44.639	5
2	6 Baron Motorsport Team	AUT	Andrzej Lewandowski	POL	Adrian Lewandowski	POL	Ferrari 296 GT3	AM	1	1:42.893	15	1:42.926	6	1:43.064	3	1:43.169	16	1:43.378	13
3	97 Blackthorn	GBR	Charles Bateman	GBR	Henrique Chaves	PRT	Aston Martin AMR Vantage GT3	PROAM	2	1:43.053	6	1:43.060	2	1:43.178	7	1:43.313	5	1:43.426	4
4	12 Fach Auto Tech	CHE	Joel Monegro Reyes	DOM			Porsche 911 GT3 R EVO (992)	AM	2	1:43.181	8	1:43.466	7	1:43.489	6	1:43.625	5	1:51.115	13
5	26 Saintéloc Racing	FRA	Michaël Blanchemain	FRA	Jim Pla	FRA	Audi R8 LMS GT3 Evo II	PROAM	3	1:43.293	13	1:43.365	3	1:43.546	5	1:43.792	12	1:44.722	11
6	777 Olimp Racing	POL	Marcin Jedliński	POL	Karol Basz	POL	Ferrari 296 GT3 EVO	PROAM	4	1:43.545	5	1:43.737	6	1:43.913	4	1:44.573	10	1:44.675	3
7	14 Good Speed Racing Team	POL	Piotr Wira	POL			Aston Martin AMR Vantage GT3	AM	3	1:43.552	6	1:43.675	9	1:43.728	8	1:44.121	4	1:44.531	5
8	79 Sendom Racing Team	POL	Seweryn Mazur	POL			Lamborghini Huracan Evo 2	AM	4	1:43.627	7	1:44.064	2	1:44.254	15	1:44.271	6	1:44.285	4
9	18 Dinamic GT	ITA	Philipp Sager	AUT	Christian Engelhart	DEU	Porsche 911 GT3 R EVO (992)	PROAM	5	1:43.632	8	1:43.639	7	1:43.812	9	1:43.992	12	1:45.343	4
10	54 CBRX by SPS	DEU	Dexter Müller	CHE	Yannick Mettler	CHE	Mercedes AMG GT3 EVO	PROAM	6	1:43.706	7	1:43.833	5	1:43.870	4	1:43.970	6	1:43.998	12
11	11 Fach Auto Tech	CHE	Alexander Schwarzer	MEX	Alexander Fach	CHE	Porsche 911 GT3 R EVO (992)	PROAM	7	1:43.771	7	1:43.839	2	1:43.865	12	1:43.880	5	1:44.061	6
12	55 AF Corse	ITA	Laurent De Meeus	BEL	Vincent Abril	FRA	Ferrari 296 GT3 EVO	PROAM	8	1:44.144	4	1:44.186	6	1:44.265	5	1:44.709	2	1:53.854	7
13	16 AF Corse	ITA	Marcelo Hahn	BRA	Galid Osman	BRA	Ferrari 296 GT3	AM	5	1:44.516	10	1:44.820	11	1:45.042	12	1:45.735	6	1:48.340	3
14	25 Into Africa Racing by Dragon Racing Intl.	UAE	Xolile Letlaka	MEX	Axcil Jefferies	ZWE	Ferrari 296 GT3	PROAM	9	1:44.845	9	1:44.996	8	1:45.041	17	1:45.578	16	1:45.804	7
15	88 Track Focused	GBR	Darren Kell	GBR	James Kell	GBR	McLaren 720 Evo GT3	PROAM	10	1:44.973	11	1:45.259	10	1:45.696	7	1:45.731	9	1:50.277	6
16	77 Grupo Prom Racing Team	ESP	Alfredo Hernández	MEX			Mercedes AMG GT3 EVO	AM	6	1:45.467	6	1:45.830	5	1:45.833	4	1:46.337	8	1:46.406	7
17	81 Norik Racing	JPN	Norikazu Shibata	JPN	Charles Fagg	GBR	Ferrari 296 GT3	PROAM	11	1:46.447	7	1:46.498	10	1:48.562	4	1:52.763	2	1:56.032	11
18	5 Olimp Racing	POL	Stanislaw Jedliński	POL	Krystian Korzeniowski	POL	Ferrari 296 GT3	AM	7	1:52.483	8	1:54.421	6	1:54.562	4	1:55.673	3	2:01.749	17





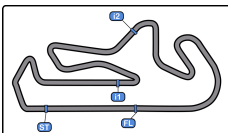
Autodromo Int. do Algarve
International GT Open
Free Practice - 3
Best 5 Top Speeds



Autodromo do Algarve 4.653 m.

Cl	Nº	Entrant/Team	Nat	Driver 1	Nat	Driver 2	Nat	Vehicle	Cat	Cl	Top 1		Top 2		Top 3		Top 4		Top 5		Avg
											Km/h	Lap	Km/h	Lap	Km/h	Lap	Km/h	Lap	Km/h	Lap	
1	26	Saintéloc Racing	FRA	Michaël Blanchemain	FRA	Jim Pla	FRA	Audi R8 LMS GT3 Evo II	PROAM	1	269.3	7	266.6	3	266.6	4	266.6	6	266.0	5	267.0
2	6	Baron Motorsport Team	AUT	Andrzej Lewandowski	POL	Adrian Lewandowski	POL	Ferrari 296 GT3	AM	1	268.6	4	266.6	3	266.6	15	266.6	16	266.0	13	266.9
3	54	CBRX by SPS	DEU	Dexter Müller	CHE	Yannick Mettler	CHE	Mercedes AMG GT3 EVO	PROAM	2	268.6	8	267.3	4	266.6	5	266.6	6	266.6	7	267.1
4	75	Team ISR	CZE	Filip Salaquarda	CZE	Libor Milota	CZE	Audi R8 LMS GT3 Evo II	PROAM	3	268.6	8	267.3	4	266.6	3	266.6	5	266.6	9	267.1
5	12	Fach Auto Tech	CHE	Joel Monegro Reyes	DOM			Porsche 911 GT3 R EVO (992)	AM	2	267.3	11	266.0	6	265.3	9	264.7	2	264.7	4	265.6
6	14	Good Speed Racing Team	POL	Piotr Wira	POL			Aston Martin AMR Vantage GT3	AM	3	266.6	5	264.7	6	264.7	7	264.7	8	264.7	9	265.0
7	18	Dinamic GT	ITA	Philipp Sager	ITA	Christian Engelhart	DEU	Porsche 911 GT3 R EVO (992)	PROAM	4	266.0	13	265.3	8	265.3	9	265.3	11	265.3	12	265.4
8	97	Blackthorn	GBR	Charles Bateman	GBR	Henrique Chaves	PRT	Aston Martin AMR Vantage GT3	PROAM	5	266.0	3	264.7	5	264.7	8	264.0	6	264.0	7	264.7
9	55	AF Corse	ITA	Laurent De Meeus	BEL	Vincent Abril	FRA	Ferrari 296 GT3 EVO	PROAM	6	265.3	6	264.7	7	264.0	3	264.0	4	263.4	5	264.3
10	79	Sendom Racing Team	POL	Seweryn Mazur	POL			Lamborghini Huracan Evo 2	AM	4	265.3	8	265.3	13	265.3	17	265.3	20	264.7	4	265.2
11	777	Olimp Racing	POL	Marcin Jedliński	POL	Karol Basz	POL	Ferrari 296 GT3 EVO	PROAM	7	265.3	4	265.3	7	265.3	14	264.7	6	264.7	8	265.0
12	25	Into Africa Racing by Dragon Racing Intl.	UNE	Xolile Letlaka	ZAF	Axcil Jefferies	ZWE	Ferrari 296 GT3	PROAM	8	264.0	6	264.0	8	264.0	9	264.0	14	264.0	19	264.0
13	81	Norik Racing	JPN	Norikazu Shibata	JPN	Charles Fagg	GBR	Ferrari 296 GT3	PROAM	9	263.4	10	263.4	11	262.7	6	262.7	7	262.7	14	263.0
14	88	Track Focused	GBR	Darren Kell	GBR	James Kell	GBR	McLaren 720 Evo GT3	PROAM	10	263.4	12	263.4	13	259.6	7	258.9	10	258.9	11	260.8
15	5	Olimp Racing	POL	Stanislaw Jedliński	POL	Krystian Korzeniowski	POL	Ferrari 296 GT3	AM	5	262.7	13	261.5	15	260.8	10	260.8	11	260.2	16	261.2
16	11	Fach Auto Tech	CHE	Alexander Schwarzer	CHE	Alexander Fach	CHE	Porsche 911 GT3 R EVO (992)	PROAM	11	262.7	12	262.1	2	262.1	3	262.1	4	262.1	7	262.2
17	77	Grupo Prom Racing Team	DEU	Alfredo Hernández	MEX			Mercedes AMG GT3 EVO	AM	6	262.7	5	262.7	6	262.7	7	262.1	4	261.5	8	262.3
18	16	AF Corse	ITA	Marcelo Hahn	BRA	Galid Osman	BRA	Ferrari 296 GT3	AM	7	261.5	13	260.2	4	260.2	11	259.6	6	259.6	7	260.2





Autodromo Int. do Algarve

International GT Open

Free Practice - 3

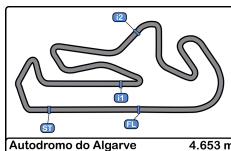
Fastest Laps Sequence

Autodromo do Algarve 4.653 m.



Lap	Time of Day	Session Time	Nº Entrant/Team	Nat	Driver 1	Nat	Driver 2	Nat	Vehicle	Cat	Time	Km/h
2	16:53:36.565	3:36.565	79 Seldom Racing Team	POL	Seweryn Mazur	POL			Lamborghini Huracan Evo 2	AM	1:44.064	160.9
2	16:53:37.771	3:37.771	97 Blackthorn	GBR	Charles Bateman	GBR	Henrique Chaves	PRT	Aston Martin AMR Vantage GT3 EV	PROAM	1:43.060	162.5
6	17:00:34.541	10:34.541	97 Blackthorn	GBR	Charles Bateman	GBR	Henrique Chaves	PRT	Aston Martin AMR Vantage GT3 EV	PROAM	1:43.053	162.5
6	17:00:47.715	10:47.715	6 Baron Motorsport Team	AUT	Andrzej Lewandowski	POL	Adrian Lewandowski	POL	Ferrari 296 GT3	AM	1:42.926	162.7
4	17:04:32.570	14:32.570	75 Team ISR	CZE	Filip Salaquarda	CZE	Libor Milota	CZE	Audi R8 LMS GT3 Evo II	PROAM	1:42.776	162.9
7	17:09:42.748	19:42.748	75 Team ISR	CZE	Filip Salaquarda	CZE	Libor Milota	CZE	Audi R8 LMS GT3 Evo II	PROAM	1:42.718	163.0





Autodromo Int. do Algarve
International GT Open
Free Practice - 3
Pit Stop Analysis



5 Stanislaw Jedliński Ferrari 296 GT3
 AM Krystian Korzeniowski Olimp Racing

Nº	In Day Time	In Time	Out Time	Pit Time	T. Pit Time	Handicap	Diff.
1	17:24:31.188	17:24:31.188	17:26:56.388	2:25.200	2:25.200		

6 Andrzej Lewandowski Ferrari 296 GT3
 AM Adrian Lewandowski Baron Motorsport Team

Nº	In Day Time	In Time	Out Time	Pit Time	T. Pit Time	Handicap	Diff.
1	17:02:36.861	17:02:36.861	17:04:09.289	1:32.428	1:32.428		

11 Alexander Schwarzer Porsche 911 GT3 R EVO (992)
 PROAM Alexander Fach Fach Auto Tech

Nº	In Day Time	In Time	Out Time	Pit Time	T. Pit Time	Handicap	Diff.
1	17:08:13.757	17:08:13.757	17:09:34.868	1:21.111	1:21.111		
2	17:20:03.464	17:20:03.464	17:21:26.777	1:23.313	2:44.424		

12 Joel Monegro Reyes Porsche 911 GT3 R EVO (992)
 AM Fach Auto Tech

Nº	In Day Time	In Time	Out Time	Pit Time	T. Pit Time	Handicap	Diff.
1	17:17:01.690	17:17:01.690	17:17:54.230	52.540	52.540		

14 Piotr Wira Aston Martin AMR Vantage GT3 EVO
 AM Good Speed Racing Team

Nº	In Day Time	In Time	Out Time	Pit Time	T. Pit Time	Handicap	Diff.
1	16:56:00.391	16:56:00.391	16:58:12.374	2:11.983	2:11.983		
2	17:12:13.232	17:12:13.232	17:25:08.043	12:54.811	15:06.794		

16 Marcelo Hahn Ferrari 296 GT3
 AM Galid Osman AF Corse

Nº	In Day Time	In Time	Out Time	Pit Time	T. Pit Time	Handicap	Diff.
1	17:11:02.029	17:11:02.029	17:12:16.174	1:14.145	1:14.145		
2	17:21:03.727	17:21:03.727	17:22:41.156	1:37.429	2:51.574		
3	17:24:26.160	17:24:26.160	17:26:09.200	1:43.040	4:34.614		
4	17:27:54.723	17:27:54.723	17:29:34.622	1:39.899	6:14.513		

18 Philipp Sager Porsche 911 GT3 R EVO (992)
 PROAM Christian Engelhart Dinamic GT

Nº	In Day Time	In Time	Out Time	Pit Time	T. Pit Time	Handicap	Diff.
1	17:06:13.962	17:06:13.962	17:07:34.073	1:20.111	1:20.111		

25 Xolile Letlaka Ferrari 296 GT3
 PROAM Axcil Jefferies Into Africa Racing by Dragon Racing Intl.

Nº	In Day Time	In Time	Out Time	Pit Time	T. Pit Time	Handicap	Diff.
1	16:54:57.162	16:54:57.162	16:56:18.227	1:21.065	1:21.065		
2	17:12:16.553	17:12:16.553	17:13:37.252	1:20.699	2:41.764		

26 Michaël Blanchemain Audi R8 LMS GT3 Evo II
 PROAM Jim Pla Saintéloc Racing

Nº	In Day Time	In Time	Out Time	Pit Time	T. Pit Time	Handicap	Diff.
1	16:52:26.912	16:52:26.912	16:53:28.251	1:01.339	1:01.339		
2	17:16:09.809	17:16:09.809	17:18:33.697	2:23.888	3:25.227		
3	17:20:24.261	17:20:24.261	17:21:44.825	1:20.564	4:45.791		

54 Dexter Müller Mercedes AMG GT3 EVO
 PROAM Yannick Mettler CBRX by SPS

Nº	In Day Time	In Time	Out Time	Pit Time	T. Pit Time	Handicap	Diff.
1	17:10:02.785	17:10:02.785	17:11:30.883	1:28.098	1:28.098		
2	17:23:41.233	17:23:41.233	17:25:05.167	1:23.934	2:52.032		

55 Laurent De Meeus Ferrari 296 GT3 EVO
 PROAM Vincent Abril AF Corse

Nº	In Day Time	In Time	Out Time	Pit Time	T. Pit Time	Handicap	Diff.
1	17:07:44.412	17:07:44.412	17:09:05.337	1:20.925	1:20.925		
2	17:10:57.418	17:10:57.418	17:12:17.430	1:20.012	2:40.937		

79 Seweryn Mazur Lamborghini Huracan Evo 2
 AM Sendom Racing Team

Nº	In Day Time	In Time	Out Time	Pit Time	T. Pit Time	Handicap	Diff.
1	17:04:19.323	17:04:19.323	17:06:29.277	2:09.954	2:09.954		
2	17:22:31.572	17:22:31.572	17:23:14.961	43.389	2:53.343		

81 Norikazu Shibata Ferrari 296 GT3
 PROAM Charles Fagg Norik Racing

Nº	In Day Time	In Time	Out Time	Pit Time	T. Pit Time	Handicap	Diff.
1	17:14:31.933	17:14:31.933	17:18:29.972	3:58.039	3:58.039		

88 Darren Kell McLaren 720 Evo GT3
 PROAM James Kell Track Focused

Nº	In Day Time	In Time	Out Time	Pit Time	T. Pit Time	Handicap	Diff.
1	16:56:01.762	16:56:01.762	16:57:23.466	1:21.704	1:21.704		
2	17:15:11.979	17:15:11.979	17:16:33.285	1:21.306	2:43.010		

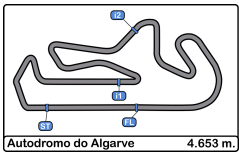
97 Charles Bateman Aston Martin AMR Vantage GT3 EVO
 PROAM Henrique Chaves Blackthorn

Nº	In Day Time	In Time	Out Time	Pit Time	T. Pit Time	Handicap	Diff.
1	17:04:04.532	17:04:04.532	17:09:12.235	5:07.703	5:07.703		

777 Marcin Jedliński Ferrari 296 GT3 EVO
 PROAM Karol Basz Olimp Racing

Nº	In Day Time	In Time	Out Time	Pit Time	T. Pit Time	Handicap	Diff.
1	17:11:30.071	17:11:30.071	17:14:24.476	2:54.405	2:54.405		

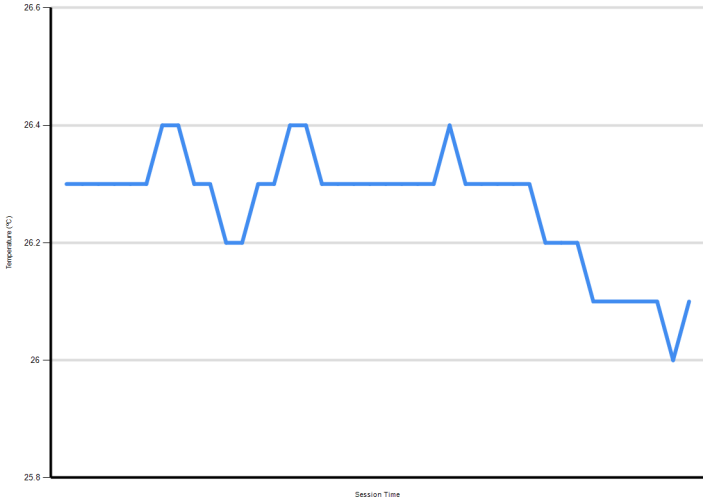




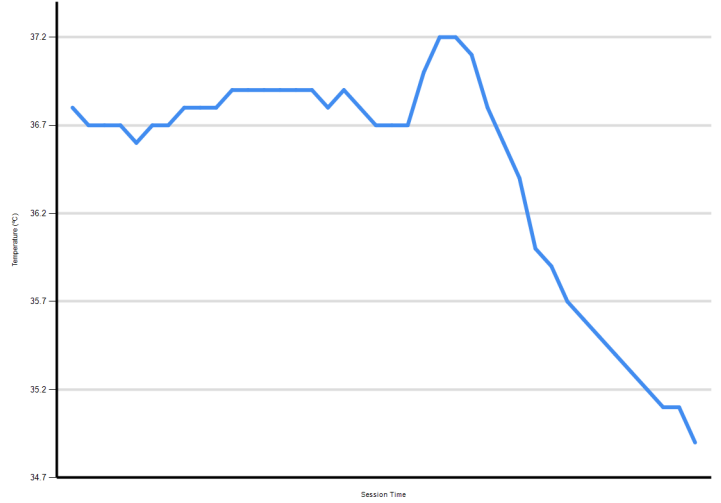
Autodromo Int. do Algarve
International GT Open
Free Practice - 3
Weather Report



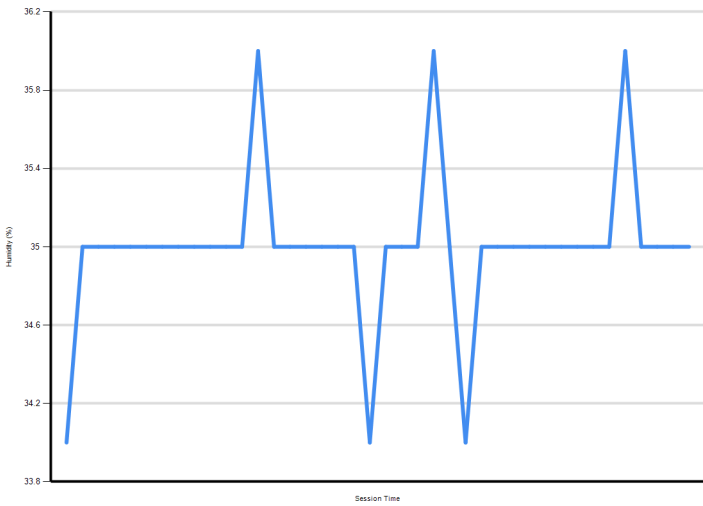
Air Temperature



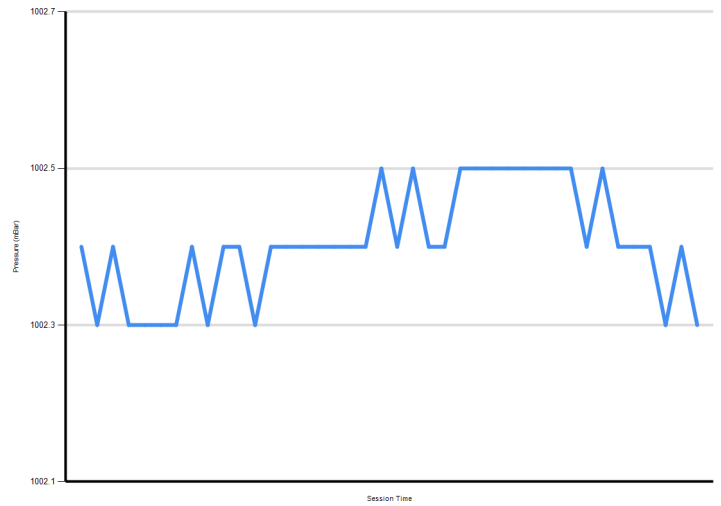
Track Temperature



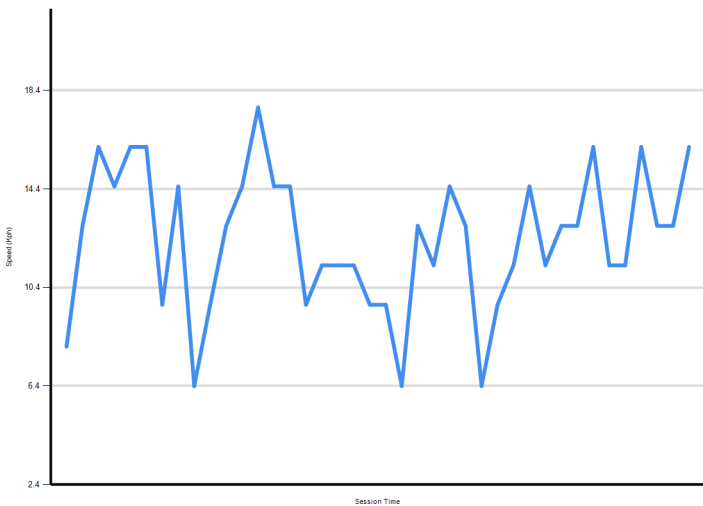
Humidity



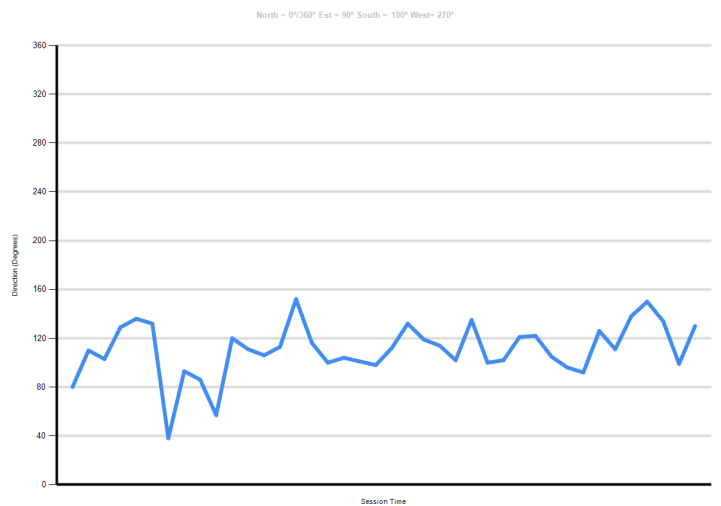
Pressure

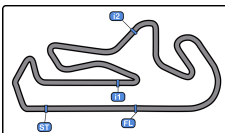


Wind Speed



Wind direction





Autodromo Int. do Algarve
International GT Open
Free Practice - 1 - 2 - 3



Combined Results

Autodromo do Algarve 4.653 m.

Cls	Nº	Entrant/Team	Nat	Driver 1	Nat	Driver 2	Nat	Vehicle	Cat	Cls	Laps	FP1	FP2	FP3	Best	Gap	Interval	Km/h
1	54	CBRX by SPS	DEU	Dexter Müller	CHE	Yannick Mettler	CHE	Mercedes AMG GT3 EVO	PROAM	1	69	1:41.732	1:43.346	1:43.706	1:41.732			164.6
2	18	Dinamic GT	ITA	Philipp Sager	AUT	Christian Engelhart	DEU	Porsche 911 GT3 R EVO (992)	PROAM	2	62	1:41.886	1:43.473	1:43.632	1:41.886	0.154	0.154	164.4
3	17	Elite Motorsport with Entire Race Engineering	GBR	Tom Emson	GBR	Tom Lebbon	GBR	Ferrari 296 GT3 EVO	PRO	1	48	1:42.024	1:42.944		1:42.024	0.292	0.138	164.1
4	911	ZRS Motorsport	ITA	Pietro Armani	ITA	Alex Fontana	CHE	Porsche 911 GT3 R EVO (992)	PRO	2	51	1:42.048	1:42.824		1:42.048	0.316	0.024	164.1
5	51	AF Corse	ITA	Rafael Durán	ESP	Tommaso Mosca	ITA	Ferrari 296 GT3 EVO	PRO	3	53	1:42.201	1:43.361		1:42.201	0.469	0.153	163.9
6	75	Team ISR	CZE	Filip Salaquarda	CZE	Libor Milota	CZE	Audi R8 LMS GT3 Evo II	PROAM	3	52	1:42.206	1:43.755	1:42.718	1:42.206	0.474	0.005	163.8
7	71	Team Motopark	DEU	Christian Mansell	AUS	Maximilian Götz	DEU	Mercedes AMG GT3 EVO	PRO	4	40	1:42.233	1:42.764		1:42.233	0.501	0.027	163.8
8	55	AF Corse	ITA	Laurent De Meeus	BEL	Vincent Abril	FRA	Ferrari 296 GT3 EVO	PROAM	4	54	1:42.244	1:43.632	1:44.144	1:42.244	0.512	0.011	163.8
9	777	Olimp Racing	POL	Marcin Jedliński	POL	Karol Basz	POL	Ferrari 296 GT3 EVO	PROAM	5	56	1:42.361	1:42.559	1:43.545	1:42.361	0.629	0.117	163.6
10	26	Saintéloc Racing	FRA	Michaël Blanchemain	FRA	Jim Pla	FRA	Audi R8 LMS GT3 Evo II	PROAM	6	68	1:42.383	1:42.606	1:43.293	1:42.383	0.651	0.022	163.6
11	28	Team Motopark	DEU	Marcelo Ramírez	MEX	Dominik Baumann	AUT	Mercedes AMG GT3 EVO	PRO	5	40	1:42.461	1:42.647		1:42.461	0.729	0.078	163.4
12	33	Greystone GT	GBR	Zac Meakin	GBR	Dean Macdonald	GBR	McLaren 720s GT3 Evo	PRO	6	47	1:42.505	1:42.888		1:42.505	0.773	0.044	163.4
13	96	AF Corse	ITA	Yaroslav Veselaho	UKR	Thomas Neubauer	FRA	Ferrari 296 GT3 EVO	PRO	7	41	1:42.658	1:43.549		1:42.658	0.926	0.153	163.1
14	25	Into Africa Racing by Dragon Racing Int.	UAE	Xolile Letlaka	ZAF	Axcil Jefferies	ZAF	Ferrari 296 GT3	PROAM	7	74	1:46.392	1:42.747	1:44.845	1:42.747	1.015	0.089	163.0
15	5	Olimp Racing	POL	Stanislaw Jedliński	POL	Krystian Korzeniowski	POL	Ferrari 296 GT3	AM	1	56	1:42.774	1:43.083	1:52.483	1:42.774	1.042	0.027	162.9
16	16	AF Corse	ITA	Marcelo Hahn	BRA	Galid Osman	BRA	Ferrari 296 GT3	AM	2	59	1:42.792	1:43.723	1:44.516	1:42.792	1.060	0.018	162.9
17	11	Fach Auto Tech	CHE	Alexander Schwarzer	MEX	Alexander Fach	CHE	Porsche 911 GT3 R EVO (992)	PROAM	8	71	1:42.814	1:43.140	1:43.771	1:42.814	1.082	0.022	162.9
18	6	Baron Motorsport Team	AUT	Andrzej Lewandowski	POL	Adrian Lewandowski	POL	Ferrari 296 GT3	AM	3	65	1:43.819	1:43.859	1:42.893	1:42.893	1.161	0.079	162.7
19	97	Blackthorn	GBR	Charles Bateman	GBR	Henrique Chaves	PRT	Aston Martin AMR Vantage GT3 EVO	PROAM	9	50	1:43.487	1:49.661	1:43.053	1:43.053	1.321	0.160	162.5
20	88	Track Focused	GBR	Darren Kell	GBR	James Kell	GBR	McLaren 720 Evo GT3	PROAM	10	55	1:44.522	1:43.074	1:44.973	1:43.074	1.342	0.021	162.5
21	12	Fach Auto Tech	CHE	Joel Monegro Reyes	DOM		CHE	Porsche 911 GT3 R EVO (992)	AM	4	56	1:44.593	1:44.231	1:43.181	1:43.181	1.449	0.107	162.3
22	81	Norik Racing	JPN	Norikazu Shibata	JPN	Charles Fagg	GBR	Ferrari 296 GT3	PROAM	11	46	1:43.208	1:43.966	1:46.447	1:43.208	1.476	0.027	162.3
23	14	Good Speed Racing Team	POL	Piotr Wira	POL		POL	Aston Martin AMR Vantage GT3 EVO	AM	5	49	1:44.147	1:45.197	1:43.552	1:43.552	1.820	0.344	161.7
24	24	Greystone GT	GBR	Andrey Borodin	IND	Oliver Webb	GBR	McLaren 720s GT3 Evo	PROAM	12	25	1:43.620	1:43.966		1:43.620	1.888	0.068	161.6
25	79	Sendom Racing Team	POL	Seweryn Mazur	POL		POL	Lamborghini Huracan Evo 2	AM	6	69	1:43.969	1:44.050	1:43.627	1:43.627	1.895	0.007	161.6
26	77	Grupo Prom Racing Team	MEX	Alfredo Hernández	MEX		MEX	Mercedes AMG GT3 EVO	AM	7	51	1:46.601	1:47.232	1:45.467	1:45.467	3.735	1.840	158.8

Published at:.....

Race Director:	Alessandro Ferrari	Timekeeper:	Luis García
	ACI DGA 392080		JOB-2654-ESP/M

