

Autodromo Int. do Algarve

GT Cup Europe

Private test - 2

Provisional Results



Autodromo do Algarve 4.653 m.

Cls	Nº	Entrant/Team	Nat	Driver 1	Nat	Driver 2	Nat	Vehicle	Cat	Cls	Laps	Best	Time	Gap	Interval	Km/h
1	1	FAEMS Team by Ebimotors	ITA	Matteo Luvisi	ITA	Pietro Delli Guanti	ITA	Porsche 992 GT3 Cup	SILVER	1	23	7	1:45.392			158.9
2	4	BiRace Motorsport	ITA	Diego Stifter	ITA	Lodovico Laurini	ITA	Porsche 992 GT3 Cup	SILVER	2	30	8	1:45.562	0.170	0.170	158.6
3	14	GT Corse	ESP	Alejandro Barambio Perea	ESP	Borja García Menéndez	ESP	Porsche 992 GT3 Cup	PROAM	1	24	10	1:45.875	0.483	0.313	158.2
4	7	Hans Weijs Motorsport	NLD	Jurriaan de Back	NLD	Paul Meijer	NLD	Porsche 992 GT3 Cup	SILVER	3	27	8	1:45.960	0.568	0.085	158.0
5	27	FAEMS Team by Ebimotors	ITA	Matteo Martinelli	ITA	Giacomo Pedrini	ITA	Porsche 992 GT3 Cup	SILVER	4	28	11	1:46.395	1.003	0.435	157.4
6	10	AF Motorsport	PRT	Felipe Bassi Massa	BRA	Leonardo Reis	BRA	Porsche 992 GT3 Cup	PROAM*	2	25	21	1:46.479	1.087	0.084	157.3
7	22	ZRS Motorsport	ITA	Niccolò Schirò	ITA	Ludovico Longoni	ITA	Porsche 992 GT3 Cup	SILVER	5	30	9	1:46.761	1.369	0.282	156.8
8	5	Hans Weijs Motorsport	NLD	Rick van Zijverden	NLD	Hans Weijs	NLD	Porsche 992 GT3 Cup	AM*	1	26	23	1:46.952	1.560	0.191	156.6
9	19	Tsunami RT	SMR	Fernando Navarrete	ESP	Fernando Pedrera Martínez	ESP	Porsche 992 GT3 Cup	AM	2	19	7	1:47.130	1.738	0.178	156.3
10	911	LMR Motorsport	PRT	Leandro Martins	BRA	Dieter Svepes	AUT	Porsche 992 GT3 Cup	AM	3	26	17	1:47.136	1.744	0.006	156.3
11	6	Hans Weijs Motorsport	NLD	Lars Zaenen	BEL	Fgani Salubre	PHL	Porsche 992 GT3 Cup	PROAM*	3	26	3	1:47.181	1.789	0.045	156.2
12	87	GDL Racing	SMR	Nelson Monteiro jr	BRA	Nelson Marcondes	BRA	Porsche 992 GT3 Cup	AM	4	20	6	1:47.435	2.043	0.254	155.9
13	44	GDL Racing	SMR	(Cássio) H. de Mello	BRA	Giacomo Giubergia	ITA	Porsche 992 GT3 Cup	AM	5	25	19	1:47.538	2.146	0.103	155.7
14	11	LMR Motorsport	SMR	Bernardo Lucas Pinheiro	BRA	Flávio Sampaio	BRA	Porsche 992 GT3 Cup	PROAM	4	23	10	1:47.725	2.333	0.187	155.4
15	21	Camil Perian / RO1 Racing	ROU	Camil Perian	ROU	Florin Tincescu	ROU	Porsche 992 GT3 Cup	PROAM	5	20	19	1:48.069	2.677	0.344	155.0
16	119	Scuderia Villorba Corse	ITA	Mark Stansfield	GBR	Michele Merendino	ITA	Lamborghini Huracan ST EVO2	AM	6	29	24	1:48.156	2.764	0.087	154.8

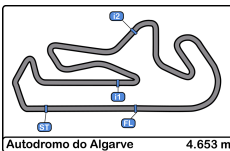
Published at:.....

Track Temp: 20.0 °C Air Temp: 27.1 °C Humidity: 38 % Track Status: DRY

Race Director:

Timekeeper:





Autodromo Int. do Algarve  
 GT Cup Europe  
 Private test - 2  
 Provisional Results by Category



SILVER																
Cls	Nº	Entrant/Team	Nat	Driver 1	Nat	Driver 2	Nat	Vehicle	Cat	Cls	Laps	Best	Time	Gap	Interval	Km/h
1	1	FAEMS Team by Ebimotors	ITA	Matteo Luvisi	ITA	Pietro Delli Guanti	ITA	Porsche 992 GT3 Cup	SILVER	1	23	7	1:45.392			158.9
2	4	BiRace Motorsport	ITA	Diego Stifter	ITA	Lodovico Laurini	ITA	Porsche 992 GT3 Cup	SILVER	2	30	8	1:45.562	0.170	0.170	158.6
3	7	Hans Weijs Motorsport	NLD	Jurriaan de Back	NLD	Paul Meijer	NLD	Porsche 992 GT3 Cup	SILVER	3	27	8	1:45.960	0.568	0.398	158.0
4	27	FAEMS Team by Ebimotors	ITA	Matteo Martinelli	ITA	Giacomo Pedrini	ITA	Porsche 992 GT3 Cup	SILVER	4	28	11	1:46.395	1.003	0.435	157.4
5	22	ZRS Motorsport	ITA	Niccolò Schirò	ITA	Ludovico Longoni	ITA	Porsche 992 GT3 Cup	SILVER	5	30	9	1:46.761	1.369	0.366	156.8

PROAM																
Cls	Nº	Entrant/Team	Nat	Driver 1	Nat	Driver 2	Nat	Vehicle	Cat	Cls	Laps	Best	Time	Gap	Interval	Km/h
1	14	GT Corse	ESP	Alejandro Barambio Perea	ESP	Borja García Menéndez	ESP	Porsche 992 GT3 Cup	PROAM	1	24	10	1:45.875			158.2
2	10	AF Motorsport	PRT	Felipe Bassi Massa	BRA	Leonardo Reis	BRA	Porsche 992 GT3 Cup	PROAM*	2	25	21	1:46.479	0.604	0.604	157.3
3	6	Hans Weijs Motorsport	NLD	Lars Zaenen	BEL	Fgani Salubre	POL	Porsche 992 GT3 Cup	PROAM*	3	26	3	1:47.181	1.306	0.702	156.2
4	11	LMR Motorsport	PRT	Bernardo Lucas Pinheiro	BRA	Flávio Sampaio	BRA	Porsche 992 GT3 Cup	PROAM	4	23	10	1:47.725	1.850	0.544	155.4
5	21	Camil Perian / RO1 Racing	ROU	Camil Perian	ROU	Florin Tincescu	ROU	Porsche 992 GT3 Cup	PROAM	5	20	19	1:48.069	2.194	0.344	155.0

AM																
Cls	Nº	Entrant/Team	Nat	Driver 1	Nat	Driver 2	Nat	Vehicle	Cat	Cls	Laps	Best	Time	Gap	Interval	Km/h
1	5	Hans Weijs Motorsport	NLD	Rick van Zijverden	NLD	Hans Weijs	NLD	Porsche 992 GT3 Cup	AM*	1	26	23	1:46.952			156.6
2	19	Tsunami RT	SMR	Fernando Navarrete	ESP	Fernando Pedrera Martínez	ESP	Porsche 992 GT3 Cup	AM	2	19	7	1:47.130	0.178	0.178	156.3
3	911	LMR Motorsport	PRT	Leandro Martins	BRA	Dieter Svepes	AUT	Porsche 992 GT3 Cup	AM	3	26	17	1:47.136	0.184	0.006	156.3
4	87	GDL Racing	SMR	Nelson Monteiro jr	BRA	Nelson Marcondes	BRA	Porsche 992 GT3 Cup	AM	4	20	6	1:47.435	0.483	0.299	155.9
5	44	GDL Racing	SMR	(Cássio) H. de Mello	BRA	Giacomo Giubergia	ITA	Porsche 992 GT3 Cup	AM	5	25	19	1:47.538	0.586	0.103	155.7
6	119	Scuderia Villorba Corse	ITA	Mark Stansfield	GBR	Michele Merendino	ITA	Lamborghini Huracan ST EVO2	AM	6	29	24	1:48.156	1.204	0.618	154.8

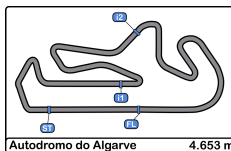
Published at:.....

Track Temp: 20.0 °C Air Temp: 27.1 °C Humidity: 38 % Track Status: DRY

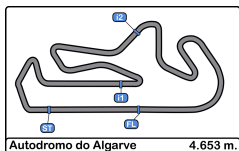
Race Director:

Timekeeper:





1 Matteo Luvisi Porsche 992 GT3 Cup							4 Diego Stifter Porsche 992 GT3 Cup								
SILVER Pietro Delli Guanti FAEMS Team by Ebimotors							SILVER Lodovico Laurini BiRace Motorsport								
Lap	D	Time	Sector 1	Sector 2	Sector 3	T. Spd	Elapsed	Lap	D	Time	Sector 1	Sector 2	Sector 3	T. Spd	Elapsed
1		14:33:28.105	14:32:00.289	39.725	48.091		14:33:28.105	1		14:27:13.990	14:25:53.786	38.982	41.222		14:27:13.990
2		2:09.596	39.188	41.632	48.776	194.9	14:35:37.701	2		1:49.411	34.119	35.088	40.204	262.1	14:29:03.401
3		1:57.252	33.534	33.615	50.103	262.1	14:37:34.953	3		1:48.708	33.829	34.143	40.736	264.7	14:30:52.109
4		1:45.724	33.144	33.341	39.239	263.4	14:39:20.677	4		1:50.467	34.008	34.218	42.241	264.7	14:32:42.576
5		1:45.467	33.037	33.321	39.109	264.7	14:41:06.144	5		1:55.567 P	34.791	34.590	46.186	259.6	14:34:38.143
6		1:45.401	33.046	33.207	39.148	264.7	14:42:51.545	6		4:34.191	3:03.879	44.122	46.190		14:39:12.334
7		1:45.392	32.888	33.384	39.120	266.0	14:44:36.937	7		1:52.513	36.821	35.606	40.086	259.6	14:41:04.847
8		1:52.490 P	33.274	33.688	45.528	266.6	14:46:29.427	8		1:45.562	33.035	33.326	39.201	262.7	14:42:50.409
9		4:26.719	3:11.705	34.137	40.877		14:50:56.146	9		1:45.891	33.128	33.532	39.231	264.0	14:44:36.300
10		1:45.628	33.097	33.324	39.207	263.4	14:52:41.774	10		1:46.158	33.128	33.599	39.431	264.7	14:46:22.458
11		1:47.079	33.414	33.567	40.098	265.3	14:54:28.853	11		1:46.270	33.175	33.537	39.558	263.4	14:48:08.728
12		1:52.804 P	33.050	33.492	46.262	264.0	14:56:21.657	12		1:56.462 P	33.113	33.994	49.355	262.7	14:50:05.190
13		3:46.180	2:33.228	33.471	39.481		15:00:07.837	13		3:55.001	2:41.063	34.199	39.739		14:54:00.191
14		1:46.098	33.154	33.356	39.588	264.0	15:01:53.935	14		1:46.844	33.459	33.737	39.648	262.7	14:55:47.035
15		1:46.032	33.143	33.382	39.507	264.0	15:03:39.967	15		1:46.617	33.242	33.727	39.648	264.0	14:57:33.652
16		1:50.130	33.133	33.597	43.400	262.7	15:05:30.097	16		1:52.430 P	33.311	33.855	45.264	263.4	14:59:26.082
17		1:46.108	33.163	33.606	39.339	263.4	15:07:16.205	17		3:25.139	2:10.354	34.119	40.666		15:02:51.221
18		1:45.772	32.977	33.377	39.418	264.7	15:09:01.977	18		1:48.333	33.775	34.150	40.408	261.5	15:04:39.554
19		1:52.282 P	33.280	33.489	45.513	263.4	15:10:54.259	19		1:47.965	33.505	34.134	40.326	261.5	15:06:27.519
20		3:29.536 P	1:58.719	39.499	51.318		15:14:23.795	20		1:56.735 P	33.711	36.972	46.052	262.1	15:08:24.254
21		3:14.971 P	1:52.892	33.711	48.368		15:17:38.766	21		3:24.881	2:10.620	34.422	39.839		15:11:49.135
22		3:30.533 P	1:57.012	41.660	51.861		15:21:09.299	22		1:47.908	33.763	34.245	39.900	263.4	15:13:37.043
23		3:06.759 P	1:48.216	33.880	44.663		15:24:16.058	23		1:47.053	33.513	33.784	39.756	264.0	15:15:24.096
								24		1:47.488	33.635	33.687	40.166	264.7	15:17:11.584
								25		1:48.522	33.893	34.138	40.491	264.0	15:19:00.106
								26		1:48.395	34.112	34.427	39.856	261.5	15:20:48.501
								27		1:47.529	33.744	33.919	39.866	263.4	15:22:36.030
								28		1:47.478	33.525	33.704	40.249	265.3	15:24:23.508
								29		2:05.519	33.692	43.022	48.805	263.4	15:26:29.027
								30		1:58.523 P	35.198	35.869	47.456	260.8	15:28:27.550

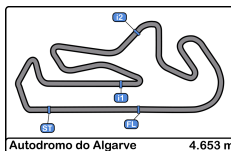


Autodromo Int. do Algarve  
GT Cup Europe  
Private test - 2  
Lap Analysis



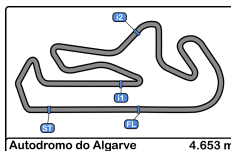
5 Rick van Zijverden Porsche 992 GT3 Cup						6 Lars Zaenen Porsche 992 GT3 Cup									
AM* Hans Weijs			Hans Weijs Motorsport			PROAM*			Fgani Salubre			Hans Weijs Motorsport			
Lap	D	Time	Sector 1	Sector 2	Sector 3	T. Spd	Elapsed	Lap	D	Time	Sector 1	Sector 2	Sector 3	T. Spd	Elapsed
1		14:27:24.861	14:26:05.708	37.170	41.983		14:27:24.861	1		14:27:21.449	14:26:04.272	36.679	40.498		14:27:21.449
2		1:48.494	34.019	34.409	40.066	260.8	14:29:13.355	2		1:48.318	34.240	34.291	39.787	260.2	14:29:09.767
3		1:47.883	33.834	34.177	39.872	262.1	14:31:01.238	3		1:47.181	33.694	33.721	39.766	262.7	14:30:56.948
4		1:47.548	33.492	34.249	39.807	262.7	14:32:48.786	4		1:47.881	33.836	33.816	40.229	262.7	14:32:44.829
5		1:47.330	33.319	34.007	40.004	262.1	14:34:36.116	5		1:47.651	33.772	33.937	39.942	264.0	14:34:32.480
6		1:48.290	33.472	34.559	40.259	262.7	14:36:24.406	6		1:47.396	33.452	34.136	39.808	262.1	14:36:19.876
7		1:58.584 P	33.606	34.406	50.572	261.5	14:38:22.990	7		1:47.389	33.704	33.798	39.887	262.1	14:38:07.265
8		5:39.687	4:25.926	34.269	39.492		14:44:02.677	8		1:53.330 P	33.695	33.909	45.726	262.1	14:40:00.595
9		1:47.386	33.527	34.014	39.845	260.8	14:45:50.063	9		6:13.881	4:56.910	35.410	41.561		14:46:14.476
10		1:54.140 P	33.879	34.070	46.191	261.5	14:47:44.203	10		1:49.427	34.462	34.478	40.487	257.1	14:48:03.903
11		4:29.658	3:13.221	35.346	41.091		14:52:13.861	11		1:49.731	34.285	34.749	40.697	260.2	14:49:53.634
12		1:51.716	35.446	35.603	40.667	258.9	14:54:05.577	12		1:49.243	34.119	34.707	40.417	260.2	14:51:42.877
13		1:53.331	34.550	37.376	41.405	260.2	14:55:58.908	13		1:48.915	33.920	34.409	40.586	260.8	14:53:31.792
14		1:57.297 P	34.117	36.519	46.661	258.3	14:57:56.205	14		1:49.951	34.385	34.682	40.884	260.8	14:55:21.743
15		4:02.471	2:47.498	34.757	40.216		15:01:58.676	15		1:48.835	34.214	34.366	40.255	260.8	14:57:10.578
16		1:49.328	33.962	34.461	40.905	260.8	15:03:48.004	16		1:58.468 P	34.363	35.273	48.832	261.5	14:59:09.046
17		1:48.776	34.019	34.440	40.317	260.8	15:05:36.780	17		5:24.505	4:07.679	35.922	40.904		15:04:33.551
18		1:48.710	33.931	34.472	40.307	260.8	15:07:25.490	18		1:48.539	33.789	34.372	40.378	260.2	15:06:22.090
19		1:54.774 P	34.028	34.595	46.151	261.5	15:09:20.264	19		1:48.776	33.950	34.459	40.367	260.2	15:08:10.866
20		7:21.923	5:57.584	42.335	42.004		15:16:42.187	20		1:48.490	33.900	34.484	40.106	260.8	15:09:59.356
21		1:53.585	38.207	35.247	40.131	198.8	15:18:35.772	21		1:58.358 P	34.661	36.531	47.166	261.5	15:11:57.714
22		1:47.827	33.833	34.269	39.725	260.2	15:20:23.599	22		4:46.733	3:32.079	34.629	40.025		15:16:44.447
23		1:46.952	33.371	33.978	39.603	262.7	15:22:10.551	23		1:47.768	33.807	33.786	40.175	262.1	15:18:32.215
24		1:48.117	33.566	34.257	40.294	264.0	15:23:58.668	24		1:47.447	33.800	33.859	39.788	262.1	15:20:19.662
25		1:47.477	33.654	34.115	39.708	262.1	15:25:46.145	25		1:47.252	33.538	33.751	39.963	263.4	15:22:06.914
26		2:08.147 P	36.605	38.088	53.454	232.7	15:27:54.292	26		1:55.284 P	33.510	34.031	47.743	266.0	15:24:02.198





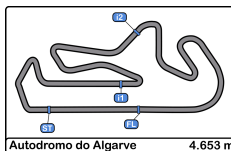
7						10									
SILVER			Paul Meijer			Hans Weijts Motorsport			PROAM*			Leonardo Reis			
Lap	D	Time	Sector 1	Sector 2	Sector 3	T. Spd	Elapsed	Lap	D	Time	Sector 1	Sector 2	Sector 3	T. Spd	Elapsed
1		14:27:15.091	14:25:59.477	35.197	40.417		14:27:15.091	1		14:29:48.856	14:28:22.257	41.041	45.558		14:29:48.856
2		1:47.434	33.546	34.145	39.743	260.2	14:29:02.525	2		1:53.053	36.184	35.687	41.182	250.5	14:31:41.909
3		1:46.300	33.181	33.662	39.457	262.7	14:30:48.825	3		1:50.666	34.867	34.667	41.132	262.7	14:33:32.575
4		1:46.072	33.097	33.519	39.456	264.0	14:32:34.897	4		1:49.653	34.377	34.744	40.532	264.0	14:35:22.228
5		1:51.784 P	32.976	33.427	45.381	262.7	14:34:26.681	5		1:49.654	34.538	34.556	40.560	265.3	14:37:11.882
6		4:14.139	2:57.436	34.069	42.634		14:38:40.820	6		1:49.162	34.105	34.514	40.543	266.0	14:39:01.044
7		1:46.036	33.072	33.565	39.399	264.0	14:40:26.856	7		1:56.984 P	35.041	34.539	47.404	264.0	14:40:58.028
8		1:45.960	33.064	33.554	39.342	264.7	14:42:12.816	8		4:47.060	3:25.624	38.387	43.049		14:45:45.088
9		1:54.504 P	33.216	34.488	46.800	264.7	14:44:07.320	9		1:50.165	35.092	34.512	40.561	258.3	14:47:35.253
10		3:35.422	2:20.679	34.469	40.274		14:47:42.742	10		1:48.544	33.843	34.234	40.467	261.5	14:49:23.797
11		1:47.849	33.576	33.854	40.419	261.5	14:49:30.591	11		1:47.859	34.013	33.958	39.888	262.7	14:51:11.656
12		1:48.302	33.651	34.235	40.416	262.7	14:51:18.893	12		1:48.400	33.780	34.405	40.215	263.4	14:53:00.056
13		1:48.088	33.633	34.127	40.328	262.7	14:53:06.981	13		1:47.837	33.940	34.030	39.867	263.4	14:54:47.893
14		1:48.078	33.734	34.084	40.260	263.4	14:54:55.059	14		1:47.153	33.339	33.927	39.887	264.7	14:56:35.046
15		1:48.819	33.733	34.592	40.494	263.4	14:56:43.878	15		1:54.601 P	33.715	33.833	47.053	264.0	14:58:29.647
16		1:54.649 P	33.789	34.059	46.801	262.7	14:58:38.527	16		4:56.906	3:39.763	37.348	39.795		15:03:26.553
17		3:41.896	2:27.381	34.100	40.415		15:02:20.423	17		1:46.731	33.511	33.845	39.375	262.1	15:05:13.284
18		1:47.927	33.599	34.002	40.326	262.7	15:04:08.350	18		1:52.260	33.334	37.742	41.184	262.7	15:07:05.544
19		1:47.917	33.646	33.929	40.342	262.1	15:05:56.267	19		1:56.810 P	33.353	33.978	49.479	262.1	15:09:02.354
20		1:55.672 P	33.775	34.649	47.248	262.1	15:07:51.939	20		6:18.027	5:04.372	34.100	39.555		15:15:20.381
21		3:18.155	2:03.146	34.578	40.431		15:11:10.094	21		1:46.479	33.278	33.928	39.273	264.0	15:17:06.860
22		1:48.024	33.818	33.876	40.330	264.0	15:12:58.118	22		1:53.378 P	33.333	33.779	46.266	265.3	15:19:00.238
23		1:54.076 P	33.658	33.863	46.555	264.0	15:14:52.194	23		4:35.829	3:18.730	35.941	41.158		15:23:36.067
24		6:14.304	4:42.534	44.266	47.504		15:21:06.498	24		1:47.420	33.743	33.854	39.823	262.7	15:25:23.487
25		2:00.728	41.789	36.902	42.037	175.3	15:23:07.226	25		1:55.050 P	33.605	33.797	47.648	264.0	15:27:18.537
26		1:50.509	34.555	35.188	40.766	260.2	15:24:57.735								
27		2:11.943 P	40.559	39.480	51.904	189.8	15:27:09.678								

11							
PROAM			Flávio Sampaio			LMR Motorsport	
Lap	D	Time	Sector 1	Sector 2	Sector 3	T. Spd	Elapsed
1		14:32:55.202	14:31:31.284	40.258	43.660		14:32:55.202
2		1:51.128	35.338	34.743	41.047	256.5	14:34:46.330
3		1:48.897	34.373	34.242	40.282	261.5	14:36:35.227
4		1:48.408	34.103	34.129	40.176	263.4	14:38:23.635
5		1:49.083	34.068	34.546	40.469	262.7	14:40:12.718
6		1:48.137	33.919	34.152	40.066	262.1	14:42:00.855
7		1:47.849	33.793	33.848	40.208	262.7	14:43:48.704
8		1:47.900	33.892	33.972	40.036	262.1	14:45:36.604
9		1:47.971	33.728	34.060	40.183	263.4	14:47:24.575
10		1:47.725	33.666	34.178	39.881	262.1	14:49:12.300
11		1:54.165 P	33.669	33.990	46.506	263.4	14:51:06.465
12		3:57.062	2:35.701	37.489	43.872		14:55:03.527
13		1:52.025	35.154	35.101	41.770	260.8	14:56:55.552
14		1:52.038	34.864	34.748	42.426	260.2	14:58:47.590
15		1:51.269	35.065	34.719	41.485	260.2	15:00:38.859
16		1:51.751	34.948	34.984	41.819	260.8	15:02:30.610
17		1:59.528	38.207	36.709	44.612	260.2	15:04:30.138
18		1:51.358	34.706	35.099	41.553	258.9	15:06:21.496
19		2:12.900 P	39.551	42.042	51.307	198.5	15:08:34.396
20		4:50.010	3:31.527	36.482	42.001		15:13:24.406
21		1:50.565	34.613	34.663	41.289	260.8	15:15:14.971
22		1:50.601	34.949	34.317	41.335	261.5	15:17:05.572
23		2:24.614 P	44.127	41.699	58.788	261.5	15:19:30.186



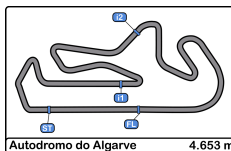
14							21								
Alejandro Barambio Perea							Camil Perian								
Porsche 992 GT3 Cup							Porsche 992 GT3 Cup								
PROAM Borja García Menéndez							PROAM Florin Tincescu								
GT Corse							Camil Perian / RO1 Racing								
Lap	D	Time	Sector 1	Sector 2	Sector 3	T. Spd	Elapsed	Lap	D	Time	Sector 1	Sector 2	Sector 3	T. Spd	Elapsed
1		14:27:16.718	14:26:00.339	35.608	40.771		14:27:16.718	1		14:27:29.861	14:26:01.282	41.214	47.365		14:27:29.861
2		1:48.500	33.985	34.144	40.371	262.1	14:29:05.218	2		1:54.127	36.447	35.948	41.732	249.4	14:29:23.988
3		1:47.634	33.620	34.060	39.954	264.7	14:30:52.852	3		1:49.900	34.682	34.649	40.569	255.9	14:31:13.888
4		1:55.394 P	33.782	34.072	47.540	266.6	14:32:48.246	4		1:50.441	35.107	34.722	40.612	258.3	14:33:04.329
5		4:29.881	3:09.780	38.737	41.364		14:37:18.127	5		1:50.342	34.552	34.588	41.202	258.3	14:34:54.671
6		1:46.221	33.422	33.524	39.275	264.7	14:39:04.348	6		1:50.099	34.461	34.626	41.012	258.9	14:36:44.770
7		1:58.651	33.156	33.660	51.835	266.0	14:41:02.999	7		1:50.334	34.339	35.021	40.974	259.6	14:38:35.104
8		1:54.529 P	33.095	33.618	47.816	264.0	14:42:57.528	8		2:09.855	34.359	54.188	41.308	258.9	14:40:44.959
9		4:12.162	2:46.643	45.813	39.706		14:47:09.690	9		2:15.167	59.204	34.941	41.022	259.6	14:43:00.126
10		1:45.875	33.098	33.414	39.363	264.0	14:48:55.565	10		2:03.407	33.917	48.420	41.070	258.9	14:45:03.533
11		1:57.478 P	33.905	34.718	48.855	264.0	14:50:53.043	11		2:20.568 P	34.369	34.826	1:11.373	259.6	14:47:24.101
12		3:57.804	2:43.046	34.258	40.500		14:54:50.847	12		4:37.958	3:22.975	34.481	40.502		14:52:02.059
13		1:48.166	33.903	34.212	40.051	263.4	14:56:39.013	13		1:49.175	34.128	34.510	40.537	260.2	14:53:51.234
14		1:47.815	33.741	33.802	40.272	262.1	14:58:26.828	14		1:48.598	33.964	34.129	40.505	261.5	14:55:39.832
15		1:57.907 P	33.612	34.580	49.715	263.4	15:00:24.735	15		1:49.221	33.886	34.347	40.988	261.5	14:57:29.053
16		3:59.244	2:43.231	35.188	40.825		15:04:23.979	16		1:48.775	33.898	34.492	40.385	259.6	14:59:17.828
17		1:48.045	33.938	33.971	40.136	261.5	15:06:12.024	17		2:11.817 P	34.794	42.992	54.031	260.2	15:01:29.645
18		1:47.882	33.518	34.046	40.318	260.8	15:07:59.906	18		6:05.890	4:49.439	35.401	41.050		15:07:35.535
19		1:55.692 P	33.614	33.968	48.110	261.5	15:09:55.598	19		1:48.069	34.145	33.706	40.218	259.6	15:09:23.604
20		5:44.740	4:29.709	34.576	40.455		15:15:40.338	20		2:05.990 P	33.822	33.882	58.286	261.5	15:11:29.594
21		1:55.831 P	33.898	33.866	48.067	260.8	15:17:36.169								
22		4:55.138	3:41.523	33.683	39.932		15:22:31.307								
23		1:46.732	33.344	33.493	39.895	266.0	15:24:18.039								
24		1:59.373 P	33.380	33.978	52.015	265.3	15:26:17.412								

19							22								
Fernando Navarrete							Niccolò Schirò								
Porsche 992 GT3 Cup							Porsche 992 GT3 Cup								
AM Fernando Pedrera Martínez							SILVER Ludovico Longoni								
Tsunami RT							ZRS Motorsport								
Lap	D	Time	Sector 1	Sector 2	Sector 3	T. Spd	Elapsed	Lap	D	Time	Sector 1	Sector 2	Sector 3	T. Spd	Elapsed
1		14:27:39.723 P	14:25:56.515	43.429	59.779		14:27:39.723	1		14:27:30.336	14:26:10.722	37.665	41.949		14:27:30.336
2		2:48.096	1:32.266	35.168	40.662		14:30:27.819	2		1:55.129	37.369	36.538	41.222	219.0	14:29:25.465
3		1:57.147 P	33.781	34.239	49.127	261.5	14:32:24.966	3		1:58.657	38.506	39.005	41.146	234.2	14:31:24.122
4		4:54.938	3:34.140	38.453	42.345		14:37:19.904	4		1:49.796	34.108	34.449	41.239	261.5	14:33:13.918
5		1:47.693	33.986	33.955	39.752	257.7	14:39:07.597	5		2:00.952 P	36.395	36.181	48.376	233.7	14:35:14.870
6		1:47.667	33.498	33.772	40.397	263.4	14:40:55.264	6		3:35.908	2:19.429	36.079	40.400		14:38:50.778
7		1:47.130	33.500	33.973	39.657	261.5	14:42:42.394	7		1:50.856	33.994	35.141	41.721	260.8	14:40:41.634
8		1:47.506	33.735	34.032	39.739	263.4	14:44:29.900	8		1:47.620	33.494	33.677	40.449	263.4	14:42:29.254
9		2:16.027 P	41.227	42.018	52.782	216.4	14:46:45.927	9		1:46.761	33.384	33.879	39.498	263.4	14:44:16.015
10		6:47.317	5:27.445	36.482	43.390		14:53:33.244	10		1:49.836	33.423	33.793	42.620	263.4	14:46:05.851
11		1:50.762	34.725	35.137	40.900	258.3	14:55:24.006	11		1:52.408 P	33.356	33.893	45.159	264.0	14:47:58.259
12		1:49.590	34.248	34.925	40.417	260.8	14:57:13.596	12		5:10.798	3:56.591	34.297	39.910		14:53:09.057
13		1:49.415	34.145	34.549	40.721	260.8	14:59:03.011	13		1:47.844	33.721	34.155	39.968	264.0	14:54:56.901
14		1:50.147	34.708	34.815	40.624	260.2	15:00:53.158	14		1:48.934	33.500	35.157	40.277	265.3	14:56:45.835
15		2:00.016 P	35.415	35.131	49.470	260.8	15:02:53.174	15		1:47.743	33.449	34.236	40.058	264.7	14:58:33.578
16		4:44.731	3:22.094	37.124	45.513		15:07:37.905	16		1:47.895	33.487	34.112	40.296	264.0	15:00:21.473
17		1:49.909	34.465	35.075	40.369	258.9	15:09:27.814	17		1:47.898	33.674	34.141	40.083	263.4	15:02:09.371
18		1:48.771	34.138	34.453	40.180	262.1	15:11:16.585	18		1:47.460	33.741	33.762	39.957	264.7	15:03:56.831
19		2:06.999 P	36.062	39.439	51.498	262.7	15:13:23.584	19		1:48.059	33.704	34.295	40.060	263.4	15:05:44.890
								20		1:48.312	33.573	34.593	40.146	262.7	15:07:33.202
								21		1:47.589	33.639	33.895	40.055	262.7	15:09:20.791
								22		1:47.539	33.665	33.986	39.888	263.4	15:11:08.330
								23		1:47.372	33.608	33.803	39.961	264.0	15:12:55.702
								24		1:53.325	33.619	37.692	42.014	264.0	15:14:49.027
								25		1:48.203	33.709	34.285	40.209	264.7	15:16:37.230
								26		1:59.771 P	34.227	35.521	50.023	264.7	15:18:37.001
								27		3:27.962	2:13.089	34.547	40.326		15:22:04.963
								28		1:47.491	33.586	33.916	39.989	265.3	15:23:52.454
								29		1:47.571	33.539	33.710	40.322	265.3	15:25:40.025
								30		2:12.204 P	38.502	39.641	54.061	214.7	15:27:52.229



27						44									
SILVER			FAEMS Team by Ebimotors			AM			GDL Racing						
Lap	D	Time	Sector 1	Sector 2	Sector 3	T. Spd	Elapsed	Lap	D	Time	Sector 1	Sector 2	Sector 3	T. Spd	Elapsed
1		14:27:43.679 P	14:26:18.181	37.177	48.321		14:27:43.679	1		14:31:31.432	14:30:09.558	37.003	44.871		14:31:31.432
2		3:07.167	1:49.762	35.282	42.123		14:30:50.846	2		1:50.977	34.953	34.273	41.751	254.7	14:33:22.409
3		1:48.865	34.314	34.220	40.331	260.8	14:32:39.711	3		1:48.956	34.182	34.331	40.443	255.3	14:35:11.365
4		1:48.408	33.736	34.536	40.136	261.5	14:34:28.119	4		1:48.148	33.966	34.193	39.989	262.7	14:36:59.513
5		1:54.827 P	33.847	34.448	46.532	262.7	14:36:22.946	5		1:48.460	34.140	34.032	40.288	263.4	14:38:47.973
6		3:26.406	2:08.402	36.625	41.379		14:39:49.352	6		1:48.355	34.067	33.992	40.296	262.7	14:40:36.328
7		1:49.861	35.204	34.377	40.280	244.3	14:41:39.213	7		1:54.112 P	33.911	33.671	46.530	262.7	14:42:30.440
8		1:46.911	33.781	33.728	39.402	263.4	14:43:26.124	8		4:00.324	2:45.265	34.693	40.366		14:46:30.764
9		1:46.834	33.677	33.672	39.485	262.7	14:45:12.958	9		1:51.931	33.965	35.544	42.422	262.1	14:48:22.695
10		1:47.004	33.528	33.641	39.835	263.4	14:46:59.962	10		1:47.783	33.813	33.984	39.986	260.8	14:50:10.478
11		1:46.395	33.259	33.593	39.543	262.7	14:48:46.357	11		1:47.662	33.793	33.592	40.277	262.7	14:51:58.140
12		1:52.388 P	33.404	33.575	45.409	263.4	14:50:38.745	12		1:47.661	33.731	33.829	40.101	263.4	14:53:45.801
13		3:15.115	2:01.180	33.996	39.939		14:53:53.860	13		1:54.374 P	33.675	33.920	46.779	263.4	14:55:40.175
14		1:48.519	33.773	34.208	40.538	264.7	14:55:42.379	14		7:27.082	6:08.682	36.275	42.125		15:03:07.257
15		1:47.572	33.615	33.558	40.399	264.0	14:57:29.951	15		1:49.499	34.550	34.277	40.672	257.1	15:04:56.756
16		1:53.972 P	33.699	34.228	46.045	262.7	14:59:23.923	16		1:47.968	33.781	33.883	40.304	260.2	15:06:44.724
17		3:29.743	2:07.077	41.602	41.064		15:02:53.666	17		1:48.757	34.457	34.186	40.114	261.5	15:08:33.481
18		1:47.788	33.802	33.904	40.082	262.7	15:04:41.454	18		1:47.649	33.666	33.713	40.270	262.7	15:10:21.130
19		1:47.801	33.754	33.971	40.076	262.7	15:06:29.255	19		1:47.538	33.528	33.904	40.106	262.7	15:12:08.668
20		1:47.891	33.720	33.944	40.227	261.5	15:08:17.146	20		1:55.818 P	33.637	35.257	46.924	264.0	15:14:04.486
21		1:47.199	33.601	33.829	39.769	262.1	15:10:04.345	21		3:04.267	1:48.396	35.419	40.452		15:17:08.753
22		1:55.804 P	33.679	33.736	48.389	262.7	15:12:00.149	22		1:48.081	33.800	34.051	40.230	264.7	15:18:56.834
23		3:02.848	1:48.503	34.265	40.080		15:15:02.997	23		1:48.578	34.298	33.952	40.328	262.1	15:20:45.412
24		1:47.191	33.424	33.985	39.782	262.7	15:16:50.188	24		1:47.784	33.864	33.712	40.208	264.0	15:22:33.196
25		1:47.525	33.543	33.867	40.115	263.4	15:18:37.713	25		1:59.055 P	34.482	34.109	50.464	265.3	15:24:32.251
26		1:47.163	33.433	34.028	39.702	262.7	15:20:24.876								
27		1:47.035	33.416	33.956	39.663	263.4	15:22:11.911								
28		1:54.696 P	33.577	34.488	46.631	265.3	15:24:06.607								

87							
AM			GDL Racing				
Lap	D	Time	Sector 1	Sector 2	Sector 3	T. Spd	Elapsed
1		14:32:43.995	14:31:17.611	40.102	46.282		14:32:43.995
2		1:51.048	36.299	34.435	40.314	258.3	14:34:35.043
3		1:51.157	33.967	34.371	42.819	262.1	14:36:26.200
4		1:48.188	33.795	34.246	40.147	261.5	14:38:14.388
5		1:47.846	33.756	33.940	40.150	262.1	14:40:02.234
6		1:47.435	33.564	33.814	40.057	262.7	14:41:49.669
7		1:47.623	33.644	33.808	40.171	263.4	14:43:37.292
8		1:57.419 P	35.145	34.846	47.428	262.1	14:45:34.711
9		3:27.737	2:12.151	34.717	40.869		14:49:02.448
10		1:49.348	34.189	34.505	40.654	260.8	14:50:51.796
11		1:49.085	34.083	34.285	40.717	260.8	14:52:40.881
12		1:50.365	34.050	34.696	41.619	259.6	14:54:31.246
13		1:48.462	33.955	34.157	40.350	260.2	14:56:19.708
14		1:48.285	33.991	33.969	40.325	261.5	14:58:07.993
15		1:47.925	33.814	34.018	40.093	262.1	14:59:55.918
16		1:48.206	33.723	33.874	40.609	262.7	15:01:44.124
17		1:48.564	34.038	34.115	40.411	261.5	15:03:32.688
18		1:48.757	33.760	34.194	40.803	262.7	15:05:21.445
19		1:56.035 P	34.106	34.647	47.282	260.2	15:07:17.480
20		3:22.875 P	1:59.372	35.759	47.744		15:10:40.355

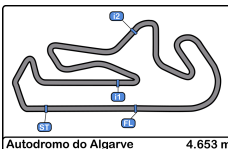


Autodromo Int. do Algarve  
 GT Cup Europe  
 Private test - 2  
 Lap Analysis



119						911									
AM Mark Stansfield						AM Leandro Martins									
Michele Merendino						Dieter Svepes									
Scuderia Villorba Corse						LMR Motorsport									
Lap	D	Time	Sector 1	Sector 2	Sector 3	T. Spd	Elapsed	Lap	D	Time	Sector 1	Sector 2	Sector 3	T. Spd	Elapsed
1		14:28:06.703	14:26:41.837	39.949	44.917		14:28:06.703	1		14:34:25.618	14:32:56.561	40.623	48.434		14:34:25.618
2		2:06.959 P	35.687	36.784	54.488	255.3	14:30:13.662	2		2:04.015	38.995	38.027	46.993	204.9	14:36:29.633
3		3:08.724	1:42.822	39.044	46.858		14:33:22.386	3		1:51.705	35.096	35.147	41.462	256.5	14:38:21.338
4		1:54.375	36.376	35.851	42.148	231.2	14:35:16.761	4		1:53.320	34.608	35.374	43.338	262.1	14:40:14.658
5		1:52.045	35.049	35.252	41.744	260.2	14:37:08.806	5		1:56.418 P	34.137	34.867	47.414	262.7	14:42:11.076
6		1:51.891	34.794	35.581	41.516	260.8	14:39:00.697	6		3:50.944	2:36.235	34.197	40.512		14:46:02.020
7		1:54.517	37.734	35.206	41.577	260.2	14:40:55.214	7		1:48.309	33.651	34.099	40.559	263.4	14:47:50.329
8		1:58.976 P	35.237	35.527	48.212	230.2	14:42:54.190	8		1:47.649	33.719	33.995	39.935	262.1	14:49:37.978
9		5:16.375	3:50.740	40.977	44.658		14:48:10.565	9		1:47.973	33.554	34.152	40.267	264.0	14:51:25.951
10		1:53.877	34.976	36.256	42.645	257.1	14:50:04.442	10		1:48.100	33.598	34.003	40.499	263.4	14:53:14.051
11		1:50.822	34.755	34.920	41.147	257.7	14:51:55.264	11		1:48.243	33.600	34.033	40.610	264.7	14:55:02.294
12		1:53.170	35.131	36.845	41.194	258.9	14:53:48.434	12		1:47.780	33.442	34.094	40.244	264.0	14:56:50.074
13		1:50.159	34.304	34.797	41.058	260.8	14:55:38.593	13		1:54.333 P	33.724	34.289	46.320	264.0	14:58:44.407
14		1:51.202	34.062	34.701	42.439	260.2	14:57:29.795	14		3:20.041	2:05.417	34.101	40.523		15:02:04.448
15		1:50.678	34.800	34.696	41.182	234.2	14:59:20.473	15		1:54.613 P	33.683	34.028	46.902	260.8	15:03:59.061
16		1:49.426	33.855	34.535	41.036	260.8	15:01:09.899	16		4:21.724	3:07.699	33.924	40.101		15:08:20.785
17		1:48.804	33.989	34.114	40.701	260.8	15:02:58.703	17		1:47.136	33.410	33.753	39.973	262.1	15:10:07.921
18		1:55.771 P	33.846	34.395	47.530	260.8	15:04:54.474	18		1:47.227	33.315	33.834	40.078	264.0	15:11:55.148
19		3:44.006	2:26.778	36.158	41.070		15:08:38.480	19		1:47.453	33.109	34.225	40.119	264.7	15:13:42.601
20		1:49.720	34.351	34.999	40.370	260.2	15:10:28.200	20		1:54.332 P	34.189	34.305	45.838	264.0	15:15:36.933
21		1:49.404	33.905	34.761	40.738	262.1	15:12:17.604	21		2:51.441	1:37.519	33.964	39.958		15:18:28.374
22		1:49.337	34.094	34.663	40.580	262.1	15:14:06.941	22		1:47.249	33.480	34.027	39.742	263.4	15:20:15.623
23		1:48.448	33.908	34.338	40.202	262.1	15:15:55.389	23		1:47.882	33.762	34.232	39.888	263.4	15:22:03.505
24		1:48.156	33.864	34.170	40.122	260.8	15:17:43.545	24		1:47.568	33.681	34.101	39.786	265.3	15:23:51.073
25		1:48.647	33.965	34.266	40.416	261.5	15:19:32.192	25		1:47.253	33.473	33.893	39.887	264.7	15:25:38.326
26		1:48.710	33.679	34.741	40.290	260.8	15:21:20.902	26		1:56.593 P	33.561	34.480	48.552	264.0	15:27:34.919
27		1:48.273	33.710	34.391	40.172	262.7	15:23:09.175								
28		1:49.141	33.918	34.764	40.459	262.7	15:24:58.316								
29		2:02.429 P	38.384	36.540	47.505	225.0	15:27:00.745								





Autodromo Int. do Algarve

GT Cup Europe

Private test - 2

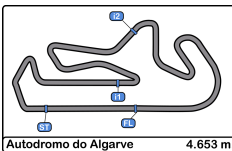
Best Sectors Results

Autodromo do Algarve 4.653 m.



Sector - 1			Sector - 2			Sector - 3			Ideal Lap vs Best Lap			
Clas	Nº Driver	Time	Nº Driver	Time	Nº Driver	Time	Clas	Nº Driver	Ideal Lap	Best Lap	Clas	
1	1 Luvisi - Delli Guanti	32.888	1 Luvisi - Delli Guanti	33.207	1 Luvisi - Delli Guanti	39.109	1	1 Luvisi - Delli Guanti	1:45.204	1:45.392	1	
2	7 de Back - Meijer	32.976	4 Stifter - Laurini	33.326	4 Stifter - Laurini	39.201	2	4 Stifter - Laurini	1:45.562	1:45.562	2	
3	4 Stifter - Laurini	33.035	14 Barambio Perea - Garcia	33.414	10 Bassi Massa - Reis	39.273	3	7 de Back - Meijer	1:45.745	1:45.960	4	
4	14 Barambio Perea - Garcia	33.095	7 de Back - Meijer	33.427	14 Barambio Perea - Garcia	39.275	4	14 Barambio Perea - Garcia	1:45.784	1:45.875	3	
5	911 Martins - Svepes	33.109	27 Martinelli - Pedrini	33.558	7 de Back - Meijer	39.342	5	27 Martinelli - Pedrini	1:46.219	1:46.395	5	
6	27 Martinelli - Pedrini	33.259	44 H. de Mello - Giubergia	33.592	27 Martinelli - Pedrini	39.402	6	10 Bassi Massa - Reis	1:46.330	1:46.479	6	
7	10 Bassi Massa - Reis	33.278	22 Schirò - Longoni	33.677	5 van Zijverden - Weijs	39.492	7	22 Schirò - Longoni	1:46.531	1:46.761	7	
8	5 van Zijverden - Weijs	33.319	21 Perian - Tincescu	33.706	22 Schirò - Longoni	39.498	8	911 Martins - Svepes	1:46.604	1:47.136	10	
9	22 Schirò - Longoni	33.356	6 Zaenen - Salubre	33.721	19 Navarrete - Pedrera Martínez	39.657	9	5 van Zijverden - Weijs	1:46.789	1:46.952	8	
10	6 Zaenen - Salubre	33.452	911 Martins - Svepes	33.753	911 Martins - Svepes	39.742	10	19 Navarrete - Pedrera Martínez	1:46.927	1:47.130	9	
11	19 Navarrete - Pedrera Martínez	33.498	19 Navarrete - Pedrera Martínez	33.772	6 Zaenen - Salubre	39.766	11	6 Zaenen - Salubre	1:46.939	1:47.181	11	
12	44 H. de Mello - Giubergia	33.528	10 Bassi Massa - Reis	33.779	11 Lucas Pinheiro - Sampaio	39.881	12	44 H. de Mello - Giubergia	1:47.106	1:47.538	13	
13	87 Monteiro jr - Marcondes	33.564	87 Monteiro jr - Marcondes	33.808	44 H. de Mello - Giubergia	39.986	13	11 Lucas Pinheiro - Sampaio	1:47.395	1:47.725	14	
14	11 Lucas Pinheiro - Sampaio	33.666	11 Lucas Pinheiro - Sampaio	33.848	87 Monteiro jr - Marcondes	40.057	14	87 Monteiro jr - Marcondes	1:47.429	1:47.435	12	
15	119 Stansfield - Merendino	33.679	5 van Zijverden - Weijs	33.978	119 Stansfield - Merendino	40.122	15	21 Perian - Tincescu	1:47.746	1:48.069	15	
16	21 Perian - Tincescu	33.822	119 Stansfield - Merendino	34.114	21 Perian - Tincescu	40.218	16	119 Stansfield - Merendino	1:47.915	1:48.156	16	





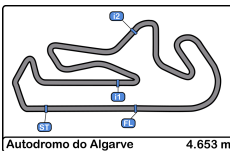
**Autodromo Int. do Algarve**  
**GT Cup Europe**  
**Private test - 2**  
**Best 5 Lap Times**



Autodromo do Algarve 4.653 m.

Cl	N° Entrant/Team	Nat	Driver 1	Nat	Driver 2	Nat	Vehicle	Cat	Cl	Best 1		Best 2		Best 3		Best 4		Best 5	
										Time	Lap	Time	Lap	Time	Lap	Time	Lap	Time	Lap
1	1 FAEMS Team by Ebimotors	ITA	Matteo Luvisi	ITA	Pietro Delli Guanti	ITA	Porsche 992 GT3 Cup	SILVER	1	1:45.392	7	1:45.401	6	1:45.467	5	1:45.628	10	1:45.724	4
2	4 BiRace Motorsport	ITA	Diego Stifter	ITA	Lodovico Laurini	ITA	Porsche 992 GT3 Cup	SILVER	2	1:45.562	8	1:45.891	9	1:46.158	10	1:46.270	11	1:46.617	15
3	14 GT Corse	ESP	Alejandro Barambio Perea	ESP	Borja García Menéndez	ESP	Porsche 992 GT3 Cup	PROAM	1	1:45.875	10	1:46.221	6	1:46.732	23	1:47.634	3	1:47.815	14
4	7 Hans Weijs Motorsport	NLD	Jurriaan de Back	NLD	Paul Meijer	NLD	Porsche 992 GT3 Cup	SILVER	3	1:45.960	8	1:46.036	7	1:46.072	4	1:46.300	3	1:47.434	2
5	27 FAEMS Team by Ebimotors	ITA	Matteo Martinelli	ITA	Giacomo Pedrini	ITA	Porsche 992 GT3 Cup	SILVER	4	1:46.395	11	1:46.834	9	1:46.911	8	1:47.004	10	1:47.035	27
6	10 AF Motorsport	BRA	Felipe Bassi Massa	BRA	Leonardo Reis	BRA	Porsche 992 GT3 Cup	PROAM*	2	1:46.479	21	1:46.731	17	1:47.153	14	1:47.420	24	1:47.837	13
7	22 ZRS Motorsport	ITA	Niccolò Schirò	ITA	Ludovico Longoni	ITA	Porsche 992 GT3 Cup	SILVER	5	1:46.761	9	1:47.372	23	1:47.460	18	1:47.491	28	1:47.539	22
8	5 Hans Weijs Motorsport	NLD	Rick van Zijverden	NLD	Hans Weijs	NLD	Porsche 992 GT3 Cup	AM*	1	1:46.952	23	1:47.330	5	1:47.386	9	1:47.477	25	1:47.548	4
9	19 Tsunami RT	ESP	Fernando Navarrete	ESP	Fernando Pedrera Martínez	ESP	Porsche 992 GT3 Cup	AM	2	1:47.130	7	1:47.506	8	1:47.667	6	1:47.693	5	1:48.771	18
10	911 LMR Motorsport	BRA	Leandro Martins	BRA	Dieter Svepes	AUT	Porsche 992 GT3 Cup	AM	3	1:47.136	17	1:47.227	18	1:47.249	22	1:47.253	25	1:47.453	19
11	6 Hans Weijs Motorsport	NLD	Lars Zaenen	BEL	Fgani Salubre	PHL	Porsche 992 GT3 Cup	PROAM*	3	1:47.181	3	1:47.252	25	1:47.389	7	1:47.396	6	1:47.447	24
12	87 GDL Racing	BRA	Nelson Monteiro jr	BRA	Nelson Marcondes	BRA	Porsche 992 GT3 Cup	AM	4	1:47.435	6	1:47.623	7	1:47.846	5	1:47.925	15	1:48.188	4
13	44 GDL Racing	BRA	(Cássio) H. de Mello	BRA	Giacomo Giubergia	ITA	Porsche 992 GT3 Cup	AM	5	1:47.538	19	1:47.649	18	1:47.661	12	1:47.662	11	1:47.783	10
14	11 LMR Motorsport	BRA	Bernardo Lucas Pinheiro	BRA	Flávio Sampaio	BRA	Porsche 992 GT3 Cup	PROAM	4	1:47.725	10	1:47.849	7	1:47.900	8	1:47.971	9	1:48.137	6
15	21 Camil Perian / RO1 Racing	ROU	Camil Perian	ROU	Florin Tincescu	ROU	Porsche 992 GT3 Cup	PROAM	5	1:48.069	19	1:48.598	14	1:48.775	16	1:49.175	13	1:49.221	15
16	119 Scuderia Villorba Corse	ITA	Mark Stansfield	GBR	Michele Merendino	ITA	Lamborghini Huracan ST EVO2	AM	6	1:48.156	24	1:48.273	27	1:48.448	23	1:48.647	25	1:48.710	26



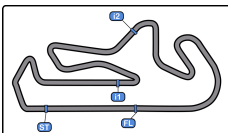


Autodromo Int. do Algarve  
 GT Cup Europe  
 Private test - 2  
**Best 5 Top Speeds**



Cl	N°	Entrant/Team	Nat	Driver 1	Nat	Driver 2	Nat	Vehicle	Cat	Cl	Top 1		Top 2		Top 3		Top 4		Top 5		Avg
											Km/h	Lap	Km/h	Lap	Km/h	Lap	Km/h	Lap	Km/h	Lap	
1	1	FAEMS Team by Ebimotors	ITA	Matteo Luvisi	ITA	Pietro Delli Guanti	ITA	Porsche 992 GT3 Cup	SILVER	1	266.6	8	266.0	7	265.3	11	264.7	5	264.7	6	265.4
2	14	GT Corse	ESP	Alejandro Bambio Perea	ESP	Borja García Menéndez	ESP	Porsche 992 GT3 Cup	PROAM	1	266.6	4	266.0	7	266.0	23	265.3	24	264.7	3	265.7
3	6	Hans Weijs Motorsport	NLD	Lars Zaenen	BEL	Fgani Salubre	PHL	Porsche 992 GT3 Cup	PROAM*	2	266.0	26	264.0	5	263.4	25	262.7	3	262.7	4	263.8
4	10	AF Motorsport	PRT	Felipe Bassi Massa	BRA	Leonardo Reis	BRA	Porsche 992 GT3 Cup	PROAM*	3	266.0	6	265.3	5	265.3	22	264.7	14	264.0	4	265.0
5	4	BiRace Motorsport	ITA	Diego Stifter	ITA	Lodovico Laurini	ITA	Porsche 992 GT3 Cup	SILVER	2	265.3	28	264.7	3	264.7	4	264.7	10	264.7	24	264.8
6	22	ZRS Motorsport	ITA	Niccolò Schirò	ITA	Ludovico Longoni	ITA	Porsche 992 GT3 Cup	SILVER	3	265.3	14	265.3	28	265.3	29	264.7	15	264.7	18	265.0
7	27	FAEMS Team by Ebimotors	ITA	Matteo Martinelli	ITA	Giacomo Pedrini	ITA	Porsche 992 GT3 Cup	SILVER	4	265.3	28	264.7	14	264.0	15	263.4	8	263.4	10	264.1
8	44	GDL Racing	SMR	(Cássio) H. de Mello	BRA	Giacomo Giubergia	ITA	Porsche 992 GT3 Cup	AM	1	265.3	25	264.7	22	264.0	20	264.0	24	263.4	5	264.3
9	911	LMR Motorsport	PRT	Leandro Martins	BRA	Dieter Svepes	AUT	Porsche 992 GT3 Cup	AM	2	265.3	24	264.7	11	264.7	19	264.7	25	264.0	9	264.7
10	7	Hans Weijs Motorsport	NLD	Jurriaan de Back	NLD	Paul Meijer	NLD	Porsche 992 GT3 Cup	SILVER	5	264.7	8	264.7	9	264.0	4	264.0	7	264.0	22	264.3
11	5	Hans Weijs Motorsport	NLD	Rick van Zijverden	NLD	Hans Weijs	NLD	Porsche 992 GT3 Cup	AM*	3	264.0	24	262.7	4	262.7	6	262.7	23	262.1	3	262.9
12	11	LMR Motorsport	PRT	Bernardo Lucas Pinheiro	BRA	Flávio Sampaio	BRA	Porsche 992 GT3 Cup	PROAM	4	263.4	4	263.4	9	263.4	11	262.7	5	262.7	7	263.1
13	19	Tsunami RT	SMR	Fernando Navarrete	ESP	Fernando Pedrera Martínez	ESP	Porsche 992 GT3 Cup	AM	4	263.4	6	263.4	8	262.7	19	262.1	18	261.5	3	262.6
14	87	GDL Racing	SMR	Nelson Monteiro jr	BRA	Nelson Marcondes	BRA	Porsche 992 GT3 Cup	AM	5	263.4	7	262.7	6	262.7	16	262.7	18	262.1	3	262.7
15	119	Scuderia Villorba Corse	ITA	Mark Stansfield	GBR	Michele Merendino	ITA	Lamborghini Huracan ST EVO2	AM	6	262.7	27	262.7	28	262.1	21	262.1	22	262.1	23	262.3
16	21	Camil Perian / RO1 Racing	ROU	Camil Perian	ROU	Florin Tincescu	ROU	Porsche 992 GT3 Cup	PROAM	5	261.5	14	261.5	15	261.5	20	260.2	13	260.2	17	260.9





Autodromo Int. do Algarve

GT Cup Europe

Private test - 2

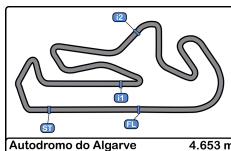
Fastest Laps Sequence

Autodromo do Algarve 4.653 m.



Lap	Time of Day	Session Time	Nº Entrant/Team	Nat	Driver 1	Nat	Driver 2	Nat	Vehicle	Cat	Time	Km/h
2	14:29:02.525	4:02.525	7 Hans Weijs Motorsport	NLD	Jurriaan de Back	NLD	Paul Meijer	NLD	Porsche 992 GT3 Cup	SILVER	1:47.434	155.9
3	14:30:48.825	5:48.825	7 Hans Weijs Motorsport	NLD	Jurriaan de Back	NLD	Paul Meijer	NLD	Porsche 992 GT3 Cup	SILVER	1:46.300	157.5
4	14:32:34.897	7:34.897	7 Hans Weijs Motorsport	NLD	Jurriaan de Back	NLD	Paul Meijer	NLD	Porsche 992 GT3 Cup	SILVER	1:46.072	157.9
4	14:39:20.677	14:20.677	1 FAEMS Team by Ebimotors	ITA	Matteo Luvisi	ITA	Pietro Delli Guanti	ITA	Porsche 992 GT3 Cup	SILVER	1:45.724	158.4
5	14:41:06.144	16:06.144	1 FAEMS Team by Ebimotors	ITA	Matteo Luvisi	ITA	Pietro Delli Guanti	ITA	Porsche 992 GT3 Cup	SILVER	1:45.467	158.8
6	14:42:51.545	17:51.545	1 FAEMS Team by Ebimotors	ITA	Matteo Luvisi	ITA	Pietro Delli Guanti	ITA	Porsche 992 GT3 Cup	SILVER	1:45.401	158.9
7	14:44:36.937	19:36.937	1 FAEMS Team by Ebimotors	ITA	Matteo Luvisi	ITA	Pietro Delli Guanti	ITA	Porsche 992 GT3 Cup	SILVER	1:45.392	158.9





**Autodromo Int. do Algarve**  
**GT Cup Europe**  
**Private test - 2**  
**Pit Stop Analysis**



**GT Cup**  
**Europe**

Autodromo do Algarve 4.653 m.

**1** Matteo Luvisi Porsche 992 GT3 Cup  
 SILVER Pietro Delli Guanti FAEMS Team by Ebimotors

Nº	In Day Time	In Time	Out Time	Pit Time	T. Pit Time	Handicap	Diff.
1	14:46:25.184	14:46:25.184	14:49:08.625	2:43.441	2:43.441		
2	14:56:17.424	14:56:17.424	14:58:21.811	2:04.387	4:47.828		
3	15:10:50.003	15:10:50.003	15:12:10.101	1:20.098	6:07.926		
4	15:14:19.499	15:14:19.499	15:15:42.277	1:22.778	7:30.704		
5	15:17:32.597	15:17:32.597	15:18:53.270	1:20.673	8:51.377		
6	15:21:05.042	15:21:05.042	15:22:25.205	1:20.163	10:11.540		

**4** Diego Stifter Porsche 992 GT3 Cup  
 SILVER Lodovico Laurini BiRace Motorsport

Nº	In Day Time	In Time	Out Time	Pit Time	T. Pit Time	Handicap	Diff.
1	14:34:33.898	14:34:33.898	14:36:59.110	2:25.212	2:25.212		
2	14:50:00.962	14:50:00.962	14:52:14.063	2:13.101	4:38.313		
3	14:59:21.862	14:59:21.862	15:01:04.390	1:42.528	6:20.841		
4	15:08:19.979	15:08:19.979	15:10:01.873	1:41.894	8:02.735		

**5** Rick van Zijverden Porsche 992 GT3 Cup  
 AM\* Hans Weijs Hans Weijs Motorsport

Nº	In Day Time	In Time	Out Time	Pit Time	T. Pit Time	Handicap	Diff.
1	14:38:19.084	14:38:19.084	14:42:16.357	3:57.273	3:57.273		
2	14:47:39.880	14:47:39.880	14:50:23.528	2:43.648	6:40.921		
3	14:57:51.933	14:57:51.933	15:00:09.456	2:17.523	8:58.444		
4	15:09:15.897	15:09:15.897	15:14:42.886	5:26.989	14:25.433		

**6** Lars Zaenen Porsche 992 GT3 Cup  
 PROAM\* Fgani Salubre Hans Weijs Motorsport

Nº	In Day Time	In Time	Out Time	Pit Time	T. Pit Time	Handicap	Diff.
1	14:39:56.334	14:39:56.334	14:44:22.494	4:26.160	4:26.160		
2	14:59:04.793	14:59:04.793	15:02:41.047	3:36.254	8:02.414		
3	15:11:53.473	15:11:53.473	15:14:56.578	3:03.105	11:05.519		

**7** Jurriaan de Back Porsche 992 GT3 Cup  
 SILVER Paul Meijer Hans Weijs Motorsport

Nº	In Day Time	In Time	Out Time	Pit Time	T. Pit Time	Handicap	Diff.
1	14:34:22.400	14:34:22.400	14:36:51.104	2:28.704	2:28.704		
2	14:44:02.922	14:44:02.922	14:45:55.602	1:52.680	4:21.384		
3	14:58:34.283	14:58:34.283	15:00:33.348	1:59.065	6:20.449		
4	15:07:47.693	15:07:47.693	15:09:20.886	1:33.193	7:53.642		
5	15:14:47.943	15:14:47.943	15:18:48.610	4:00.667	11:54.309		

**10** Felipe Bassi Massa Porsche 992 GT3 Cup  
 PROAM\* Leonardo Reis AF Motorsport

Nº	In Day Time	In Time	Out Time	Pit Time	T. Pit Time	Handicap	Diff.
1	14:40:53.571	14:40:53.571	14:43:43.074	2:49.503	2:49.503		
2	14:58:25.114	14:58:25.114	15:01:34.476	3:09.362	5:58.865		
3	15:08:57.922	15:08:57.922	15:13:33.567	4:35.645	10:34.510		
4	15:18:55.611	15:18:55.611	15:21:40.741	2:45.130	13:19.640		

**11** Bernardo Lucas Pinheiro Porsche 992 GT3 Cup  
 PROAM Flávio Sampaio LMR Motorsport

Nº	In Day Time	In Time	Out Time	Pit Time	T. Pit Time	Handicap	Diff.
1	14:51:02.239	14:51:02.239	14:53:03.850	2:01.611	2:01.611		
2	15:08:30.163	15:08:30.163	15:11:29.918	2:59.755	5:01.366		

**14** Alejandro Barambio Perea Porsche 992 GT3 Cup  
 PROAM Borja García Menéndez GT Corse

Nº	In Day Time	In Time	Out Time	Pit Time	T. Pit Time	Handicap	Diff.
1	14:32:43.977	14:32:43.977	14:35:17.865	2:33.888	2:33.888		
2	14:42:53.271	14:42:53.271	14:45:09.927	2:16.656	4:50.544		
3	14:50:48.027	14:50:48.027	14:53:01.720	2:13.693	7:04.237		
4	15:00:20.338	15:00:20.338	15:02:30.862	2:10.524	9:14.761		
5	15:09:51.293	15:09:51.293	15:13:52.201	4:00.908	13:15.669		
6	15:17:31.586	15:17:31.586	15:20:45.381	3:13.795	16:29.464		

**19** Fernando Navarrete Porsche 992 GT3 Cup  
 AM Fernando Pedrera Martínez Tsunami RT

Nº	In Day Time	In Time	Out Time	Pit Time	T. Pit Time	Handicap	Diff.
1	14:27:35.482	14:27:35.482	14:28:38.725	1:03.243	1:03.243		
2	14:32:20.767	14:32:20.767	14:35:20.728	2:59.961	4:03.204		
3	14:46:41.704	14:46:41.704	14:51:38.151	4:56.447	8:59.651		
4	15:02:48.904	15:02:48.904	15:05:41.649	2:52.745	11:52.396		

**21** Camil Perian Porsche 992 GT3 Cup  
 PROAM Florin Tincescu Camil Perian / RO1 Racing

Nº	In Day Time	In Time	Out Time	Pit Time	T. Pit Time	Handicap	Diff.
1	14:47:19.844	14:47:19.844	14:50:12.842	2:52.998	2:52.998		
2	15:01:25.369	15:01:25.369	15:05:43.808	4:18.439	7:11.437		

**22** Niccolò Schirò Porsche 992 GT3 Cup  
 SILVER Ludovico Longoni ZRS Motorsport

Nº	In Day Time	In Time	Out Time	Pit Time	T. Pit Time	Handicap	Diff.
1	14:35:10.557	14:35:10.557	14:36:57.102	1:46.545	1:46.545		
2	14:47:53.935	14:47:53.935	14:51:20.208	3:26.273	5:12.818		
3	15:18:32.244	15:18:32.244	15:20:15.716	1:43.472	6:56.290		

**27** Matteo Martinelli Porsche 992 GT3 Cup  
 SILVER Giacomo Pedrini FAEMS Team by Ebimotors

Nº	In Day Time	In Time	Out Time	Pit Time	T. Pit Time	Handicap	Diff.
1	14:27:39.353	14:27:39.353	14:28:59.721	1:20.368	1:20.368		
2	14:36:18.675	14:36:18.675	14:37:55.539	1:36.864	2:57.232		
3	14:50:34.462	14:50:34.462	14:52:07.815	1:33.353	4:30.585		
4	14:59:19.543	14:59:19.543	15:00:52.728	1:33.185	6:03.770		
5	15:11:55.898	15:11:55.898	15:13:16.492	1:20.594	7:24.364		

**44** (Cássio) H. de Mello Porsche 992 GT3 Cup  
 AM Giacomo Giubergia GDL Racing

Nº	In Day Time	In Time	Out Time	Pit Time	T. Pit Time	Handicap	Diff.
1	14:42:26.073	14:42:26.073	14:44:42.229	2:16.156	2:16.156		
2	14:55:35.868	14:55:35.868	15:01:12.848	5:36.980	7:53.136		
3	15:14:00.224	15:14:00.224	15:15:19.836	1:19.612	9:12.748		

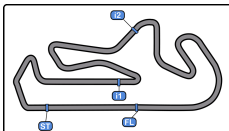
**87** Nelson Monteiro jr Porsche 992 GT3 Cup  
 AM Nelson Marcondes GDL Racing

Nº	In Day Time	In Time	Out Time	Pit Time	T. Pit Time	Handicap	Diff.
1	14:45:30.353	14:45:30.353	14:47:12.706	1:42.353	1:42.353		
2	15:07:13.239	15:07:13.239	15:08:40.615	1:27.376	3:09.729		

**119** Mark Stansfield Lamborghini Huracan ST EVO2  
 AM Michele Merendino Scuderia Villorba Corse

Nº	In Day Time	In Time	Out Time	Pit Time	T. Pit Time	Handicap	Diff.
1	14:30:09.531	14:30:09.531	14:31:20.438	1:10.907	1:10.907		
2	14:42:49.773	14:42:49.773	14:46:03.800	3:14.027	4:24.934		
3	15:04:49.956	15:04:49.956	15:06:44.820	1:54.864	6:19.798		





Autodromo do Algarve 4.653 m.

Autodromo Int. do Algarve

GT Cup Europe

Private test - 2

Pit Stop Analysis



**GT Cup**  
Europe

911

Leandro Martins

Porsche 992 GT3 Cup

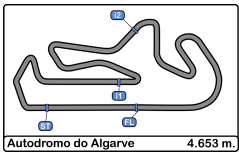
AM

Dieter Svepes

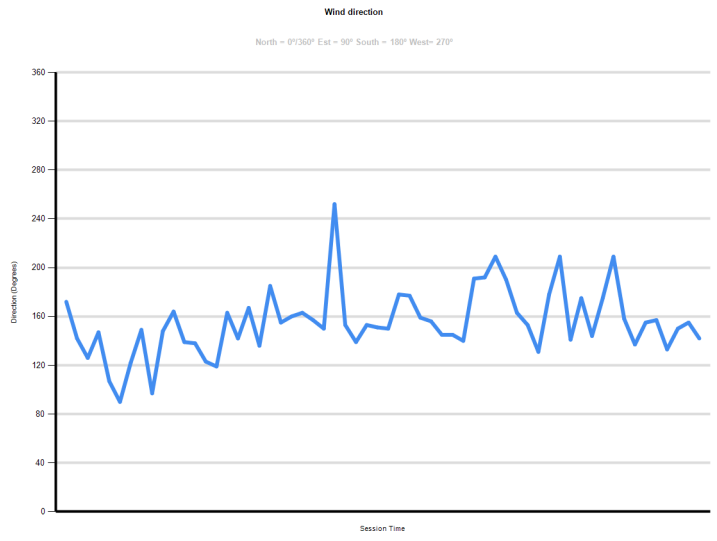
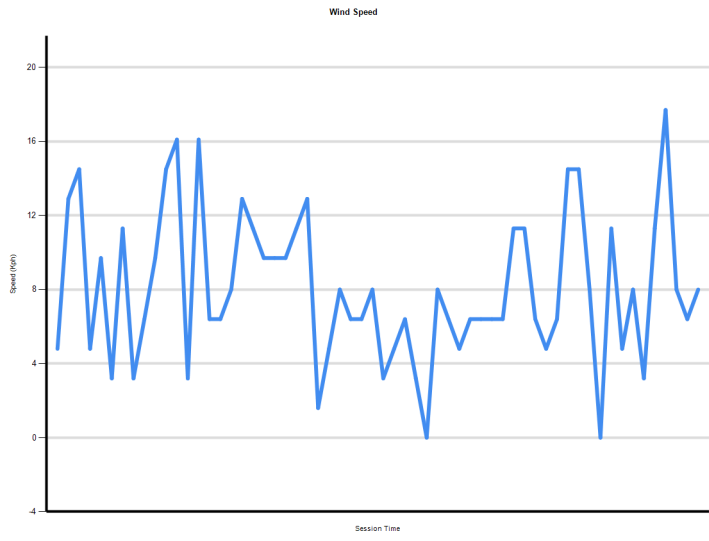
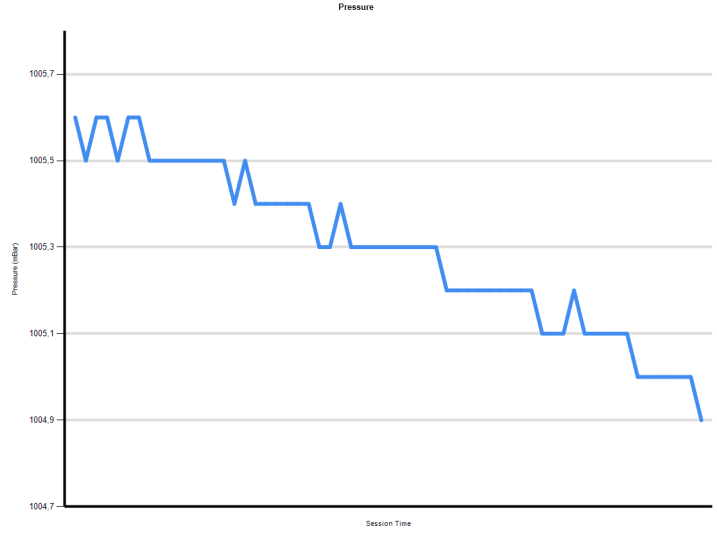
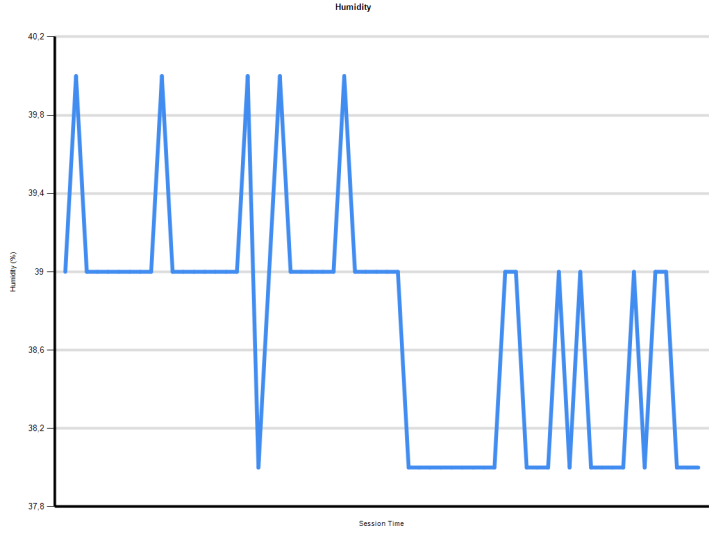

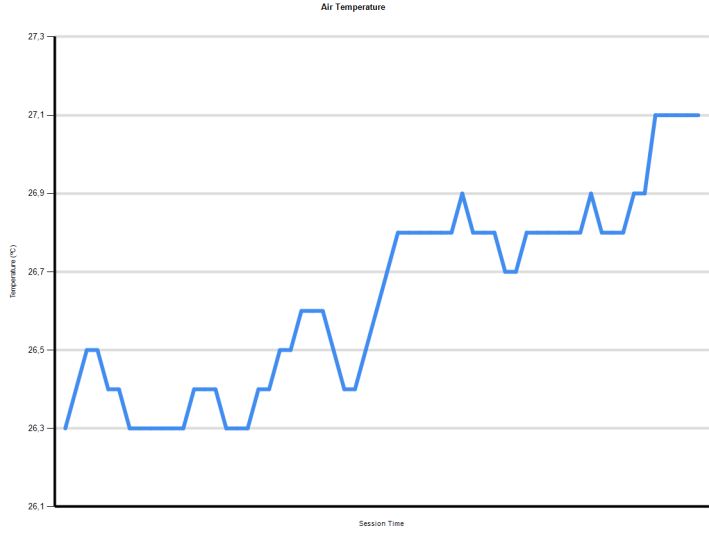
LMR Motorsport

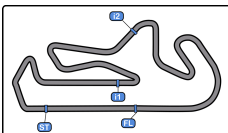
Nº	In Day Time	In Time	Out Time	Pit Time	T. Pit Time	Handicap	Diff.
1	14:42:06.849	14:42:06.849	14:44:14.870	2:08.021	2:08.021		
2	14:58:40.126	14:58:40.126	15:00:17.820	1:37.694	3:45.715		
3	15:03:54.791	15:03:54.791	15:06:35.223	2:40.432	6:26.147		
4	15:15:32.686	15:15:32.686	15:16:43.008	1:10.322	7:36.469		





**Autodromo Int. do Algarve**  
**GT Cup Europe**  
**Private test - 2**  
**Weather Report**





Autodromo Int. do Algarve

GT Cup Europe

Private Test - 1 - 2

Combined Results

Autodromo do Algarve 4.653 m.



Cls	Nº	Entrant/Team	Nat	Driver 1	Nat	Driver 2	Nat	Vehicle	Cat	Cls	Laps	PT1	PT2	Best	Gap	Interval	Km/h	
1	1	FAEMS Team by Ebimotor	ITA	Matteo Luvisi	ITA	Pietro Delli Guanti	ITA	Porsche 992 GT3 Cup	SILVER	1	49	1:45.653	23	<b>1:45.392</b>	7	<b>1:45.392</b>	158.9	
2	7	Hans Weijs Motorsport	NLD	Jurriaan de Back	NLD	Paul Meijer	NLD	Porsche 992 GT3 Cup	SILVER	2	57	<b>1:45.463</b>	29	1:45.960	8	<b>1:45.463</b>	0.071 0.071	158.8
3	4	BiRace Motorsport	ITA	Diego Stifter	ITA	Lodovico Laurini	ITA	Porsche 992 GT3 Cup	SILVER	3	63	1:46.931	24	<b>1:45.562</b>	8	<b>1:45.562</b>	0.170 0.099	158.6
4	14	GT Corse	ESP	Alejandro Barambio Perea	ESP	Borja García Menéndez	ESP	Porsche 992 GT3 Cup	PROAM	1	33	1:47.867	8	<b>1:45.875</b>	10	<b>1:45.875</b>	0.483 0.313	158.2
5	27	FAEMS Team by Ebimotor	ITA	Matteo Martinelli	ITA	Giacomo Pedrini	ITA	Porsche 992 GT3 Cup	SILVER	4	55	1:47.053	26	<b>1:46.395</b>	11	<b>1:46.395</b>	1.003 0.520	157.4
6	10	AF Motorsport	PRT	Felipe Massa	BRA	Leonardo Reis	BRA	Porsche 992 GT3 Cup	PROAM*	2	45	1:46.519	10	<b>1:46.479</b>	21	<b>1:46.479</b>	1.087 0.084	157.3
7	22	ZRS Motorsport	ITA	Niccolò Schirò	ITA	Ludovico Longoni	ITA	Porsche 992 GT3 Cup	SILVER	5	57	1:46.888	18	<b>1:46.761</b>	9	<b>1:46.761</b>	1.369 0.282	156.8
8	87	GDL Racing	SMR	Nelson Monteiro jr	BRA	Nelson Marcondes	BRA	Porsche 992 GT3 Cup	AM	1	46	<b>1:46.859</b>	19	1:47.435	6	<b>1:46.859</b>	1.467 0.098	156.7
9	5	Hans Weijs Motorsport	NLD	Rick van Zijverden	NLD	Hans Weijs	NLD	Porsche 992 GT3 Cup	AM*	2	52	1:47.283	7	<b>1:46.952</b>	23	<b>1:46.952</b>	1.560 0.093	156.6
10	44	GDL Racing	SMR	(Cássio) H. de Mello	BRA	Giacomo Giubergia	ITA	Porsche 992 GT3 Cup	AM	3	52	<b>1:46.962</b>	11	1:47.538	19	<b>1:46.962</b>	1.570 0.010	156.6
11	911	LMR Motorsport	PRT	Leandro Martins	BRA	Dieter Svepes	AUT	Porsche 992 GT3 Cup	AM	4	51	<b>1:47.102</b>	11	1:47.136	17	<b>1:47.102</b>	1.710 0.140	156.4
12	19	Tsunami RT	SMR	Fernando Navarrete	ESP	Fernando Pedrera Martínez	ESP	Porsche 992 GT3 Cup	AM	5	37	1:47.714	4	<b>1:47.130</b>	7	<b>1:47.130</b>	1.738 0.028	156.3
13	6	Hans Weijs Motorsport	NLD	Lars Zaenen	BEL	Fgani Salubre	PAL	Porsche 992 GT3 Cup	PROAM*	3	51	1:47.734	7	<b>1:47.181</b>	3	<b>1:47.181</b>	1.789 0.051	156.2
14	21	Camil Perian / RO1 Racing	ROU	Camil Perian	BEL	Florin Tincescu	ROU	Porsche 992 GT3 Cup	PROAM	4	49	<b>1:47.390</b>	21	1:48.069	19	<b>1:47.390</b>	1.998 0.209	155.9
15	11	LMR Motorsport	PRT	Bernardo Lucas Pinheiro	BRA	Flávio Sampaio	BRA	Porsche 992 GT3 Cup	PROAM	5	48	<b>1:47.536</b>	11	1:47.725	10	<b>1:47.536</b>	2.144 0.146	155.7
16	119	Scuderia Villorba Corse	ITA	Mark Stansfield	GBR	Michele Merendino	ITA	Lamborghini Huracan ST EVO2	AM	6	58	1:49.042	28	<b>1:48.156</b>	24	<b>1:48.156</b>	2.764 0.620	154.8

Published at:.....

Race Director:

Timekeeper:

