

Autodromo Int. do Algarve

GT Cup Europe

Private test - 1

Provisional Results

Autodromo do Algarve 4.653 m.



Cls	Nº	Entrant/Team	Nat	Driver 1	Nat	Driver 2	Nat	Vehicle	Cat	Cls	Laps	Best	Time	Gap	Interval	Km/h
1	7	Hans Weijs Motorsport	NLD	Jurriaan de Back	NLD	Paul Meijer	NLD	Porsche 992 GT3 Cup	SILVER	1	30	29	1:45.463			158.8
2	1	FAEMS Team by Ebimotors	ITA	Matteo Luvisi	ITA	Pietro Delli Guanti	ITA	Porsche 992 GT3 Cup	SILVER	2	26	23	1:45.653	0.190	0.190	158.5
3	10	AF Motorsport	PRT	Felipe Bassi Massa	BRA	Leonardo Reis	BRA	Porsche 992 GT3 Cup	PROAM*	1	20	10	1:46.519	1.056	0.866	157.2
4	87	GDL Racing	SMR	Nelson Monteiro jr	BRA	Nelson Marcondes	BRA	Porsche 992 GT3 Cup	AM	1	26	19	1:46.859	1.396	0.340	156.7
5	22	ZRS Motorsport	ITA	Niccolò Schirò	ITA	Ludovico Longoni	ITA	Porsche 992 GT3 Cup	SILVER	3	27	18	1:46.888	1.425	0.029	156.7
6	4	BiRace Motorsport	ITA	Diego Stifter	ITA	Lodovico Laurini	ITA	Porsche 992 GT3 Cup	SILVER	4	33	24	1:46.931	1.468	0.043	156.6
7	44	GDL Racing	SMR	(Cássio) H. de Mello	BRA	Giacomo Giubergia	ITA	Porsche 992 GT3 Cup	AM	2	27	11	1:46.962	1.499	0.031	156.6
8	27	FAEMS Team by Ebimotors	ITA	Matteo Martinelli	ITA	Giacomo Pedrini	ITA	Porsche 992 GT3 Cup	SILVER	5	27	26	1:47.053	1.590	0.091	156.4
9	911	LMR Motorsport	PRT	Leandro Martins	BRA	Dieter Svepes	AUT	Porsche 992 GT3 Cup	AM	3	25	11	1:47.102	1.639	0.049	156.4
10	5	Hans Weijs Motorsport	NLD	Rick van Zijverden	NLD	Hans Weijs	NLD	Porsche 992 GT3 Cup	AM*	1	26	7	1:47.283	1.820	0.181	156.1
11	21	Camil Perian / RO1 Racing	ROU	Camil Perian	ROU	Florin Tincescu	ROU	Porsche 992 GT3 Cup	PROAM	1	29	21	1:47.390	1.927	0.107	155.9
12	11	LMR Motorsport	PRT	Bernardo Lucas Pinheiro	BRA	Flávio Sampaio	BRA	Porsche 992 GT3 Cup	PROAM	2	25	11	1:47.536	2.073	0.146	155.7
13	19	Tsunami RT	SMR	Fernando Navarrete	ESP	Fernando Pedrera Martínez	ESP	Porsche 992 GT3 Cup	AM	4	18	4	1:47.714	2.251	0.178	155.5
14	6	Hans Weijs Motorsport	NLD	Lars Zaenen	BEL	Fgani Salubre	PHL	Porsche 992 GT3 Cup	PROAM*	2	25	7	1:47.734	2.271	0.020	155.4
15	14	GT Corse	ESP	Alejandro Barambio Perea	ESP	Borja García Menéndez	ESP	Porsche 992 GT3 Cup	PROAM	3	9	8	1:47.867	2.404	0.133	155.2
16	119	Scuderia Villorba Corse	ITA	Mark Stansfield	GBR	Michele Merendino	ITA	Lamborghini Huracan ST EVO2	AM	5	29	28	1:49.042	3.579	1.175	153.6

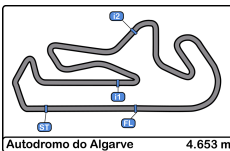
Published at:.....

Track Temp: 20.0 °C Air Temp: 22.9 °C Humidity: 48 % Track Status: DRY

Race Director:

Timekeeper:





Autodromo Int. do Algarve
GT Cup Europe
Private test - 1
Provisional Results by Category



SILVER																
Cls	Nº	Entrant/Team	Nat	Driver 1	Nat	Driver 2	Nat	Vehicle	Cat	Cls	Laps	Best	Time	Gap	Interval	Km/h
1	7	Hans Weijs Motorsport	NLD	Jurriaan de Back	NLD	Paul Meijer	NLD	Porsche 992 GT3 Cup	SILVER	1	30	29	1:45.463			158.8
2	1	FAEMS Team by Ebimotors	ITA	Matteo Luvisi	ITA	Pietro Delli Guanti	ITA	Porsche 992 GT3 Cup	SILVER	2	26	23	1:45.653	0.190	0.190	158.5
3	22	ZRS Motorsport	ITA	Niccolò Schirò	ITA	Ludovico Longoni	ITA	Porsche 992 GT3 Cup	SILVER	3	27	18	1:46.888	1.425	1.235	156.7
4	4	BiRace Motorsport	ITA	Diego Stifter	ITA	Lodovico Laurini	ITA	Porsche 992 GT3 Cup	SILVER	4	33	24	1:46.931	1.468	0.043	156.6
5	27	FAEMS Team by Ebimotors	ITA	Matteo Martinelli	ITA	Giacomo Pedrini	ITA	Porsche 992 GT3 Cup	SILVER	5	27	26	1:47.053	1.590	0.122	156.4

PROAM*																
Cls	Nº	Entrant/Team	Nat	Driver 1	Nat	Driver 2	Nat	Vehicle	Cat	Cls	Laps	Best	Time	Gap	Interval	Km/h
1	10	AF Motorsport	POR	Felipe Bassi Massa	BRA	Leonardo Reis	BRA	Porsche 992 GT3 Cup	PROAM*	1	20	10	1:46.519			157.2
2	6	Hans Weijs Motorsport	NLD	Lars Zaenen	BEL	Fgani Salubre	PHL	Porsche 992 GT3 Cup	PROAM*	2	25	7	1:47.734	1.215	1.215	155.4

AM																
Cls	Nº	Entrant/Team	Nat	Driver 1	Nat	Driver 2	Nat	Vehicle	Cat	Cls	Laps	Best	Time	Gap	Interval	Km/h
1	87	GDL Racing	BRA	Nelson Monteiro jr	BRA	Nelson Marcondes	BRA	Porsche 992 GT3 Cup	AM	1	26	19	1:46.859			156.7
2	44	GDL Racing	BRA	(Cássio) H. de Mello	BRA	Giacomo Giubergia	ITA	Porsche 992 GT3 Cup	AM	2	27	11	1:46.962	0.103	0.103	156.6
3	911	LMR Motorsport	PRT	Leandro Martins	BRA	Dieter Svepes	AUT	Porsche 992 GT3 Cup	AM	3	25	11	1:47.102	0.243	0.140	156.4
4	19	Tsunami RT	SMR	Fernando Navarrete	ESP	Fernando Pedrera Martínez	ESP	Porsche 992 GT3 Cup	AM	4	18	4	1:47.714	0.855	0.612	155.5
5	119	Scuderia Villorba Corse	ITA	Mark Stansfield	GBR	Michele Merendino	ITA	Lamborghini Huracan ST EVO2	AM	5	29	28	1:49.042	2.183	1.328	153.6

AM*																
Cls	Nº	Entrant/Team	Nat	Driver 1	Nat	Driver 2	Nat	Vehicle	Cat	Cls	Laps	Best	Time	Gap	Interval	Km/h
1	5	Hans Weijs Motorsport	NLD	Rick van Zijverden	NLD	Hans Weijs	NLD	Porsche 992 GT3 Cup	AM*	1	26	7	1:47.283			156.1

PROAM																
Cls	Nº	Entrant/Team	Nat	Driver 1	Nat	Driver 2	Nat	Vehicle	Cat	Cls	Laps	Best	Time	Gap	Interval	Km/h
1	21	Camil Perian / RO1 Racing	ROU	Camil Perian	ROU	Florin Tincescu	ROU	Porsche 992 GT3 Cup	PROAM	1	29	21	1:47.390			155.9
2	11	LMR Motorsport	PRT	Bernardo Lucas Pinheiro	BRA	Flávio Sampaio	BRA	Porsche 992 GT3 Cup	PROAM	2	25	11	1:47.536	0.146	0.146	155.7
3	14	GT Corse	ESP	Alejandro Barambio Perea	ESP	Borja García Menéndez	ESP	Porsche 992 GT3 Cup	PROAM	3	9	8	1:47.867	0.477	0.331	155.2

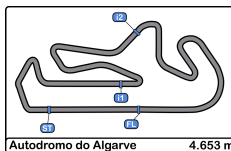
Published at:.....

Track Temp: 20.0 °C Air Temp: 22.9 °C Humidity: 48 % Track Status: DRY

Race Director:

Timekeeper:



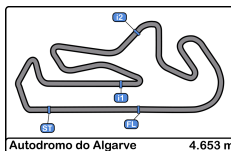


Autodromo Int. do Algarve
 GT Cup Europe
 Private test - 1
 Lap Analysis



1 Matteo Luvisi Porsche 992 GT3 Cup						4 Diego Stifter Porsche 992 GT3 Cup									
SILVER Pietro Delli Guanti FAEMS Team by Ebimotors						SILVER Lodovico Laurini BiRace Motorsport									
Lap	D	Time	Sector 1	Sector 2	Sector 3	T. Spd	Elapsed	Lap	D	Time	Sector 1	Sector 2	Sector 3	T. Spd	Elapsed
1		10:08:05.965 P	10:06:21.339	47.555	57.071		10:08:05.965	1		10:07:31.764	10:06:05.631	42.683	43.450		10:07:31.764
2		3:14.511	1:58.126	35.480	40.905		10:11:20.476	2		1:54.879	37.053	36.378	41.448	220.4	10:09:26.643
3		1:48.511	34.403	34.137	39.971	258.9	10:13:08.987	3		1:55.538	34.980	39.550	41.008	253.5	10:11:22.181
4		1:48.641	33.843	33.848	40.950	262.1	10:14:57.628	4		1:50.197	34.597	35.231	40.369	261.5	10:13:12.378
5		1:46.549	33.339	33.521	39.689	264.7	10:16:44.177	5		1:48.247	33.692	34.438	40.117	263.4	10:15:00.625
6		1:46.600	33.268	33.514	39.818	264.0	10:18:30.777	6		1:48.409	33.480	34.328	40.601	262.1	10:16:49.034
7		1:46.041	33.330	33.453	39.258	262.1	10:20:16.818	7		1:50.454	33.994	34.370	42.090	260.8	10:18:39.488
8		1:52.449 P	33.418	33.630	45.401	261.5	10:22:09.267	8		1:48.756	33.726	34.709	40.321	264.0	10:20:28.244
9		3:56.920	2:43.279	34.117	39.524		10:26:06.187	9		1:49.715	33.827	35.189	40.699	262.1	10:22:17.959
10		1:46.579	33.371	33.564	39.644	262.1	10:27:52.766	10		1:48.608	33.905	34.435	40.268	262.1	10:24:06.567
11		1:45.981	33.196	33.540	39.245	263.4	10:29:38.747	11		2:00.999	39.814	40.947	40.238	260.8	10:26:07.566
12		1:46.008	33.095	33.567	39.346	264.7	10:31:24.755	12		1:47.923	33.969	33.933	40.021	262.1	10:27:55.489
13		1:52.139 P	33.450	33.605	45.084	264.7	10:33:16.894	13		1:47.805	33.670	33.922	40.213	263.4	10:29:43.294
14		4:42.367 P	3:12.724	39.843	49.800		10:37:59.261	14		1:49.488	33.759	33.867	41.862	263.4	10:31:32.782
15		3:07.449	1:52.011	35.015	40.423		10:41:06.710	15		2:00.290	33.792	34.013	52.485	254.1	10:33:33.072
16		1:48.127	34.084	34.175	39.868	260.2	10:42:54.837	16		2:01.645 P	36.826	35.156	49.663	200.7	10:35:34.717
17		1:47.356	33.459	34.109	39.788	263.4	10:44:42.193	17		4:14.533	2:57.668	35.902	40.963		10:39:49.250
18		1:46.875	33.346	33.636	39.893	266.0	10:46:29.068	18		1:49.289	34.186	34.820	40.283	261.5	10:41:38.539
19		1:46.367	33.266	33.541	39.560	264.0	10:48:15.435	19		1:47.433	33.693	33.845	39.895	262.1	10:43:25.972
20		1:45.761	33.263	33.334	39.164	264.7	10:50:01.196	20		1:47.435	33.871	33.784	39.780	262.1	10:45:13.407
21		1:51.983 P	33.390	33.744	44.849	266.0	10:51:53.179	21		1:47.716	33.597	34.234	39.885	263.4	10:47:01.123
22		3:53.262	2:40.375	33.616	39.271		10:55:46.441	22		1:47.205	33.542	34.003	39.660	263.4	10:48:48.328
23		1:45.653	32.939	33.445	39.269	265.3	10:57:32.094	23		1:47.245	33.720	33.775	39.750	262.7	10:50:35.573
24		1:45.903	33.015	33.482	39.406	265.3	10:59:17.997	24		1:46.931	33.603	33.734	39.594	263.4	10:52:22.504
25		1:46.335	33.177	33.555	39.603	264.7	11:01:04.332	25		1:47.040	33.587	33.777	39.676	263.4	10:54:09.544
26		1:53.018 P	33.137	33.545	46.336	264.0	11:02:57.350	26		1:46.983	33.516	33.758	39.709	264.0	10:55:56.527
								27		1:47.051	33.448	33.889	39.714	264.7	10:57:43.578
								28		1:47.130	33.381	34.081	39.668	263.4	10:59:30.708
								29		1:47.556	33.582	34.118	39.856	263.4	11:01:18.264
								30		1:49.507	33.673	34.739	41.095	263.4	11:03:07.771
								31		1:48.520	33.601	34.220	40.699	265.3	11:04:56.291
								32		1:48.456	33.581	34.088	40.787	266.0	11:06:44.747
								33		1:54.657 P	33.821	34.503	46.333	264.0	11:08:39.404





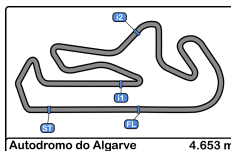
Autodromo Int. do Algarve
 GT Cup Europe
 Private test - 1
 Lap Analysis



5 Rick van Zijverden Porsche 992 GT3 Cup							7 Jurriaan de Back Porsche 992 GT3 Cup								
AM* Hans Weijs Hans Weijs Motorsport							SILVER Paul Meijer Hans Weijs Motorsport								
Lap	D	Time	Sector 1	Sector 2	Sector 3	T. Spd	Elapsed	Lap	D	Time	Sector 1	Sector 2	Sector 3	T. Spd	Elapsed
1		10:07:35.526	10:06:07.764	43.162	44.600		10:07:35.526	1		10:07:30.722	10:06:04.537	42.650	43.535		10:07:30.722
2		2:03.513	44.051	38.257	41.205	150.6	10:09:39.039	2		2:04.961	44.776	39.583	40.602	165.6	10:09:35.683
3		1:49.812	35.028	34.667	40.117	258.9	10:11:28.851	3		1:48.095	34.283	33.986	39.826	261.5	10:11:23.778
4		1:48.296	33.919	34.349	40.028	260.2	10:13:17.147	4		1:46.677	33.399	33.986	39.292	263.4	10:13:10.455
5		1:48.016	33.747	34.127	40.142	261.5	10:15:05.163	5		1:46.276	33.168	33.742	39.366	264.7	10:14:56.731
6		1:47.382	33.680	34.042	39.660	261.5	10:16:52.545	6		1:45.867	32.935	33.529	39.403	263.4	10:16:42.598
7		1:47.283	33.365	33.834	40.084	264.7	10:18:39.828	7		1:54.671 P	33.038	33.426	48.207	262.7	10:18:37.269
8		1:56.564 P	33.909	34.820	47.835	262.7	10:20:36.392	8		3:41.678	2:24.177	36.060	41.441		10:22:18.947
9		7:41.613	6:26.711	34.838	40.064		10:28:18.005	9		1:49.187	34.128	34.510	40.549	261.5	10:24:08.134
10		1:47.726	33.645	34.067	40.014	261.5	10:30:05.731	10		1:48.623	33.850	34.254	40.519	261.5	10:25:56.757
11		1:47.470	33.735	33.856	39.879	261.5	10:31:53.201	11		1:48.404	33.670	34.143	40.591	260.2	10:27:45.161
12		1:54.010 P	33.419	34.471	46.120	262.1	10:33:47.211	12		1:48.314	33.811	34.102	40.401	261.5	10:29:33.475
13		7:57.353	6:40.046	35.802	41.505		10:41:44.564	13		1:48.013	33.934	34.063	40.016	262.7	10:31:21.488
14		1:51.415	34.810	35.582	41.023	258.9	10:43:35.979	14		1:47.829	33.580	34.022	40.227	262.1	10:33:09.317
15		1:50.451	34.563	34.846	41.042	260.2	10:45:26.430	15		1:55.247 P	33.688	34.172	47.387	262.1	10:35:04.564
16		1:49.688	34.364	34.615	40.709	257.1	10:47:16.118	16		4:39.532	3:11.734	41.719	46.079		10:39:44.096
17		1:49.582	34.281	34.940	40.361	260.8	10:49:05.700	17		1:56.253	37.279	35.512	43.462	220.4	10:41:40.349
18		1:49.268	34.226	34.487	40.555	262.1	10:50:54.968	18		1:48.112	33.967	34.052	40.093	261.5	10:43:28.461
19		1:49.910	33.812	34.706	41.392	262.7	10:52:44.878	19		1:47.156	33.561	33.806	39.789	262.7	10:45:15.617
20		1:48.761	33.981	34.331	40.449	258.3	10:54:33.639	20		1:47.851	33.321	33.966	40.564	264.0	10:47:03.468
21		1:47.903	33.598	34.338	39.967	262.1	10:56:21.542	21		1:47.274	33.324	33.814	40.136	262.7	10:48:50.742
22		1:48.526	34.030	34.404	40.092	262.7	10:58:10.068	22		1:46.923	33.473	33.776	39.674	264.0	10:50:37.665
23		1:56.435 P	34.273	34.947	47.215	262.1	11:00:06.503	23		1:56.973 P	33.884	34.479	48.610	264.0	10:52:34.638
24		4:51.848	3:30.949	35.308	45.591		11:04:58.351	24		3:57.813	2:39.138	34.431	44.244		10:56:32.451
25		1:50.995	34.154	35.792	41.049	263.4	11:06:49.346	25		1:45.577	32.916	33.171	39.490	264.0	10:58:18.028
26		2:02.363 P	37.299	36.170	48.894	220.4	11:08:51.709	26		1:54.094 P	33.385	34.190	46.519	266.0	11:00:12.122

6 Lars Zaenen Porsche 992 GT3 Cup							10 Felipe Bassi Massa Porsche 992 GT3 Cup								
PROAM* Fgani Salubre Hans Weijs Motorsport							PROAM* Leonardo Reis AF Motorsport								
Lap	D	Time	Sector 1	Sector 2	Sector 3	T. Spd	Elapsed	Lap	D	Time	Sector 1	Sector 2	Sector 3	T. Spd	Elapsed
1		10:07:39.461	10:06:11.475	41.655	46.331		10:07:39.461	1		10:08:46.711	10:07:23.288	40.002	43.421		10:08:46.711
2		2:04.055	40.684	40.137	43.234	180.6	10:09:43.516	2		1:53.922	36.833	36.290	40.799	254.7	10:10:40.633
3		1:59.061	35.458	39.034	44.569	254.1	10:11:42.577	3		1:50.059	34.939	34.932	40.188	262.7	10:12:30.692
4		1:51.453	36.263	34.632	40.558	216.0	10:13:34.030	4		1:56.458 P	34.263	35.007	47.188	264.0	10:14:27.150
5		1:48.211	34.201	34.039	39.971	261.5	10:15:22.241	5		3:48.711	2:34.160	34.314	40.237		10:18:15.861
6		1:49.636	34.148	35.195	40.293	263.4	10:17:11.877	6		1:47.539	33.539	34.499	39.501	263.4	10:20:03.400
7		1:47.734	33.972	33.910	39.852	261.5	10:18:59.611	7		1:46.959	33.498	34.109	39.352	264.0	10:21:50.359
8		1:56.866 P	33.869	34.096	48.901	262.7	10:20:56.477	8		1:46.754	33.500	33.971	39.283	264.7	10:23:37.113
9		5:30.156	4:15.349	34.650	40.157		10:26:26.633	9		1:54.418	36.391	37.443	40.584	264.7	10:25:31.531
10		1:48.786	34.591	34.124	40.071	259.6	10:28:15.419	10		1:46.519	33.380	33.859	39.280	263.4	10:27:18.050
11		1:48.871	33.659	35.099	40.113	260.8	10:30:04.290	11		1:59.716 P	34.844	36.833	48.039	265.3	10:29:17.766
12		1:47.761	33.712	34.075	39.974	262.1	10:31:52.051	12		8:21.694	6:58.787	40.791	42.116		10:37:39.460
13		1:48.406	33.828	34.352	40.226	262.7	10:33:40.457	13		1:52.441	35.008	35.831	41.602	260.2	10:39:31.901
14		1:55.535 P	34.531	34.426	46.578	261.5	10:35:35.992	14		1:49.100	34.016	34.541	40.543	262.1	10:41:21.001
15		7:03.746	5:39.024	39.804	44.918		10:42:39.738	15		1:48.301	33.658	34.320	40.323	264.7	10:43:09.302
16		1:54.057	36.459	35.950	41.648	253.5	10:44:33.795	16		1:49.225	34.379	34.533	40.313	264.0	10:44:58.527
17		1:51.988	35.105	35.630	41.253	258.9	10:46:25.783	17		1:50.083	34.339	34.839	40.905	265.3	10:46:48.610
18		2:07.909 P	36.373	40.584	50.952	258.9	10:48:33.692	18		1:56.721 P	34.062	34.899	47.760	263.4	10:48:45.331
19		8:34.575	6:55.571	48.237	50.767		10:57:08.267	19		4:46.605	3:30.318	35.424	40.863		10:53:31.936
20		2:10.242	40.373	41.258	48.611	251.1	10:59:18.509	20		2:04.564 P	33.897	34.628	56.039	263.4	10:55:36.500
21		1:53.436	36.719	35.742	40.975	241.6	11:01:11.945								
22		1:48.693	33.970	34.363	40.360	260.8	11:03:00.638								
23		1:51.577	34.321	35.890	41.366	259.6	11:04:52.215								
24		1:55.124	34.533		2:36.490	260.2	11:06:47.339								
25		2:01.803 P	36.678	36.340	48.785	229.7	11:08:49.142								



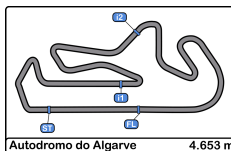


Autodromo Int. do Algarve
 GT Cup Europe
 Private test - 1
 Lap Analysis



22						27									
SILVER						SILVER									
Niccolò Schirò						Matteo Martinelli									
Ludovico Longoni						Giacomo Pedrini									
ZRS Motorsport						FAEMS Team by Ebimotors									
Lap	D	Time	Sector 1	Sector 2	Sector 3	T. Spd	Elapsed	Lap	D	Time	Sector 1	Sector 2	Sector 3	T. Spd	Elapsed
1		10:07:50.101	10:06:29.146	38.593	42.362		10:07:50.101	1		10:07:59.268	10:06:23.204	47.309	48.755		10:07:59.268
2		1:52.515	35.586	35.462	41.467	257.7	10:09:42.616	2		2:11.441 P	39.685	39.035	52.721	198.5	10:10:10.709
3		1:50.344	34.615	35.059	40.670	259.6	10:11:32.960	3		3:14.258	1:56.309	36.438	41.511		10:13:24.967
4		1:49.084	34.288	34.759	40.037	262.7	10:13:22.044	4		1:51.198	35.225	35.165	40.808	259.6	10:15:16.165
5		1:48.142	33.902	34.271	39.969	264.7	10:15:10.186	5		1:50.642	34.817	35.023	40.802	259.6	10:17:06.807
6		1:54.720 P	33.975	34.536	46.209	265.3	10:17:04.906	6		1:54.813	34.226	34.880	45.707	261.5	10:19:01.620
7		7:24.048	6:07.215	35.861	40.972		10:24:28.954	7		1:48.605	33.964	34.339	40.302	262.7	10:20:50.225
8		1:48.561	33.782	34.455	40.324	262.7	10:26:17.515	8		1:54.805 P	33.973	34.294	46.538	263.4	10:22:45.030
9		1:49.364	33.713	35.310	40.341	264.7	10:28:06.879	9		4:17.903	3:02.474	35.076	40.353		10:27:02.933
10		1:49.421	34.423	34.588	40.410	265.3	10:29:56.300	10		1:48.725	33.891	34.437	40.397	261.5	10:28:51.658
11		1:49.695	34.014	34.155	41.526	264.0	10:31:45.995	11		1:47.714	33.673	34.167	39.874	262.1	10:30:39.372
12		1:48.276	33.891	34.279	40.106	264.7	10:33:34.271	12		1:47.765	33.657	33.956	40.152	262.7	10:32:27.137
13		1:48.679	33.674	34.099	40.906	265.3	10:35:22.950	13		1:53.839 P	33.812	34.198	45.829	264.0	10:34:20.976
14		1:54.874 P	33.844	34.565	46.465	263.4	10:37:17.824	14		5:20.979 P	3:52.819	39.367	48.793		10:39:41.955
15		5:13.567	3:53.829	37.490	42.248		10:42:31.391	15		3:11.127	1:54.585	35.603	40.939		10:42:53.082
16		1:57.216	40.239	35.186	41.791	232.2	10:44:28.607	16		1:50.715	34.546	35.689	40.480	262.7	10:44:43.797
17		1:47.012	33.680	33.777	39.555	264.7	10:46:15.619	17		1:47.995	33.717	34.003	40.275	264.7	10:46:31.792
18		1:46.888	33.348	33.750	39.790	266.6	10:48:02.507	18		1:48.405	33.776	34.217	40.412	265.3	10:48:20.197
19		1:46.944	33.343	33.821	39.780	264.7	10:49:49.451	19		1:47.874	34.313	33.776	39.785	265.3	10:50:08.071
20		1:46.902	33.360	33.719	39.823	266.0	10:51:36.353	20		1:47.496	33.525	34.107	39.864	264.0	10:51:55.567
21		1:52.907 P	33.394	33.877	45.636	266.0	10:53:29.260	21		1:54.395 P	33.702	33.966	46.727	264.7	10:53:49.962
22		4:34.552	3:19.903	34.686	39.963		10:58:03.812	22		3:21.959	2:06.132	35.345	40.482		10:57:11.921
23		1:47.309	33.516	34.082	39.711	262.7	10:59:51.121	23		1:47.618	33.731	33.881	40.006	262.7	10:58:59.539
24		1:47.173	33.632	33.884	39.657	266.0	11:01:38.294	24		1:47.101	33.555	33.791	39.755	262.1	11:00:46.640
25		1:47.398	33.543	33.982	39.873	264.0	11:03:25.692	25		1:47.159	33.609	33.748	39.802	263.4	11:02:33.799
26		1:47.719	33.403	34.415	39.901	263.4	11:05:13.411	26		1:47.053	33.423	33.718	39.912	264.0	11:04:20.852
27		1:54.377 P	33.663	33.965	46.749	264.7	11:07:07.788	27		2:05.464 P	36.931	36.247	52.286	252.9	11:06:26.316



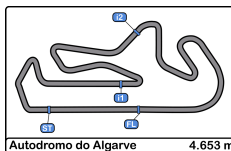


Autodromo Int. do Algarve
GT Cup Europe
 Private test - 1
Lap Analysis



44 (Cássio) H. de Mello Porsche 992 GT3 Cup						87 Nelson Monteiro jr Porsche 992 GT3 Cup									
AM Giacomo Giubergia GDL Racing						AM Nelson Marcondes GDL Racing									
Lap	D	Time	Sector 1	Sector 2	Sector 3	T. Spd	Elapsed	Lap	D	Time	Sector 1	Sector 2	Sector 3	T. Spd	Elapsed
1		10:10:13.701	10:08:44.790	42.670	46.241		10:10:13.701	1		10:10:17.390	10:08:55.831	39.337	42.222		10:10:17.390
2		1:56.664	37.570	37.192	41.902	252.9	10:12:10.365	2		1:53.590	35.264	36.407	41.919	256.5	10:12:10.980
3		1:48.984	34.355	34.261	40.368	260.2	10:13:59.349	3		1:49.592	34.462	34.641	40.489	259.6	10:14:00.572
4		1:47.657	33.495	34.087	40.075	262.7	10:15:47.006	4		1:47.853	33.660	34.105	40.088	262.7	10:15:48.425
5		1:47.826	33.617	34.002	40.207	264.0	10:17:34.832	5		1:47.990	33.735	33.921	40.334	264.0	10:17:36.415
6		1:48.059	33.714	34.108	40.237	262.7	10:19:22.891	6		1:51.565	33.884	34.643	43.038	262.7	10:19:27.980
7		1:55.200 P	33.601	34.283	47.316	263.4	10:21:18.091	7		1:47.757	33.969	33.885	39.903	261.5	10:21:15.737
8		4:19.870	3:04.823	34.430	40.617		10:25:37.961	8		2:01.725 P	33.622	33.900	54.203	262.7	10:23:17.462
9		1:48.055	33.767	34.240	40.048	261.5	10:27:26.016	9		7:46.741	6:30.503	35.348	40.890		10:31:04.203
10		1:47.565	33.487	34.127	39.951	263.4	10:29:13.581	10		1:47.675	33.753	33.998	39.924	261.5	10:32:51.878
11		1:46.962	33.308	34.054	39.600	264.0	10:31:00.543	11		1:47.698	33.809	34.023	39.866	262.7	10:34:39.576
12		1:53.957 P	33.459	34.288	46.210	263.4	10:32:54.500	12		1:47.572	33.749	33.899	39.924	262.1	10:36:27.148
13		6:29.054	5:07.291	38.399	43.364		10:39:23.554	13		1:47.407	33.620	33.839	39.948	262.7	10:38:14.555
14		1:50.235	34.959	34.556	40.720	257.1	10:41:13.789	14		1:48.299	33.646	34.469	40.184	263.4	10:40:02.854
15		1:48.800	34.020	34.175	40.605	260.2	10:43:02.589	15		1:47.127	33.536	33.877	39.714	263.4	10:41:49.981
16		1:48.426	33.773	34.172	40.481	261.5	10:44:51.015	16		1:58.385 P	34.712	35.489	48.184	263.4	10:43:48.366
17		1:48.815	34.284	34.066	40.465	263.4	10:46:39.830	17		5:06.674	3:41.385	44.161	41.128		10:48:55.040
18		1:49.177	33.922	34.299	40.956	261.5	10:48:29.007	18		1:49.370	34.949	34.327	40.094	255.9	10:50:44.410
19		1:49.002	34.017	34.468	40.517	263.4	10:50:18.009	19		1:46.859	33.491	33.715	39.653	262.7	10:52:31.269
20		1:48.047	33.910	33.942	40.195	264.0	10:52:06.056	20		1:46.916	33.187	33.896	39.833	262.7	10:54:18.185
21		1:55.097 P	33.591	33.844	47.662	263.4	10:54:01.153	21		1:54.082 P	33.597	33.736	46.749	264.0	10:56:12.267
22		4:34.331	3:19.413	34.386	40.532		10:58:35.484	22		3:37.886	2:23.412	34.214	40.260		10:59:50.153
23		1:47.572	33.794	33.864	39.914	261.5	11:00:23.056	23		1:50.057	35.245	34.515	40.297	261.5	11:01:40.210
24		1:47.477	33.555	33.604	40.318	263.4	11:02:10.533	24		1:47.519	33.686	33.886	39.947	263.4	11:03:27.729
25		1:48.227	33.774	34.141	40.312	262.7	11:03:58.760	25		1:47.955	33.443	34.053	40.459	262.7	11:05:15.684
26		1:48.075	33.924	34.095	40.056	261.5	11:05:46.835	26		1:54.155 P	33.643	33.695	46.817	263.4	11:07:09.839
27		2:13.455 P	38.791	39.871	54.793	237.8	11:08:00.290								





Autodromo Int. do Algarve
 GT Cup Europe
 Private test - 1
 Lap Analysis

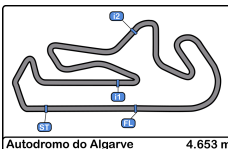


119 Mark Stansfield Lamborghini Huracan ST EVO2 911 Leandro Martins Porsche 992 GT3 Cup

AM Michele Merendino Scuderia Villorba Corse AM Dieter Svepes LMR Motorsport

Lap	D	Time	Sector 1	Sector 2	Sector 3	T. Spd	Elapsed	Lap	D	Time	Sector 1	Sector 2	Sector 3	T. Spd	Elapsed
1		10:07:55.045	10:06:19.907	45.326	49.812		10:07:55.045	1		10:10:07.286	10:08:34.262	42.464	50.560		10:10:07.286
2		1:58.025	38.270	37.291	42.464	238.9	10:09:53.070	2		2:00.490	42.094	37.699	40.697	153.6	10:12:07.776
3		1:52.906	35.241	35.913	41.752	258.3	10:11:45.976	3		1:49.784	35.276	34.769	39.739	224.5	10:13:57.560
4		1:51.717	35.150	35.291	41.276	260.8	10:13:37.693	4		1:47.327	33.654	34.108	39.565	264.0	10:15:44.887
5		1:51.570	34.749	35.272	41.549	259.6	10:15:29.263	5		1:47.223	33.429	34.020	39.774	264.7	10:17:32.110
6		1:51.662	34.850	35.460	41.352	260.2	10:17:20.925	6		1:47.544	33.834	34.085	39.625	260.2	10:19:19.654
7		1:50.863	34.414	35.003	41.446	260.2	10:19:11.788	7		1:47.182	33.454	33.909	39.819	264.7	10:21:06.836
8		1:51.392	34.513	35.234	41.645	259.6	10:21:03.180	8		1:54.968 P	33.415	34.248	47.305	264.0	10:23:01.804
9		2:18.149 P	36.601	36.927	1:04.621	258.3	10:23:21.329	9		10:50.400	9:34.775	35.416	40.209		10:33:52.204
10		5:04.164	3:40.571	40.024	43.569		10:28:25.493	10		1:47.508	33.653	34.092	39.763	262.7	10:35:39.712
11		1:54.619	35.963	36.242	42.414	258.3	10:30:20.112	11		1:47.102	33.632	33.859	39.611	264.0	10:37:26.814
12		1:55.093	35.416	36.432	43.245	258.9	10:32:15.205	12		1:52.533 P	33.366	34.214	44.953	264.7	10:39:19.347
13		1:53.758	35.441	35.968	42.349	257.7	10:34:08.963	13		3:29.263	2:10.844	36.409	42.010		10:42:48.610
14		1:53.756	35.428	35.799	42.529	259.6	10:36:02.719	14		1:51.132	34.769	34.828	41.535	259.6	10:44:39.742
15		1:53.749	35.092	35.810	42.847	258.9	10:37:56.468	15		1:50.557	34.380	34.397	41.780	262.1	10:46:30.299
16		2:02.305 P	35.292	37.554	49.459	258.9	10:39:58.773	16		1:49.634	34.175	34.621	40.838	262.7	10:48:19.933
17		5:10.612	3:46.035	40.141	44.436		10:45:09.385	17		1:50.392	34.951	34.406	41.035	264.0	10:50:10.325
18		1:56.304	36.046	36.978	43.280	248.8	10:47:05.689	18		1:50.033	34.151	34.858	41.024	264.0	10:52:00.358
19		1:53.399	34.586	36.149	42.664	258.3	10:48:59.088	19		1:48.869	33.837	34.100	40.932	263.4	10:53:49.227
20		1:52.482	34.757	35.512	42.213	257.7	10:50:51.570	20		1:55.699 P	33.996	34.633	47.070	263.4	10:55:44.926
21		1:53.124	35.474	35.765	41.885	258.9	10:52:44.694	21		4:18.565	3:00.591	35.279	42.695		11:00:03.491
22		1:52.691	35.728	35.331	41.632	224.0	10:54:37.385	22		1:49.992	34.132	34.758	41.102	261.5	11:01:53.483
23		1:49.548	34.001	34.551	40.996	262.7	10:56:26.933	23		1:49.307	34.061	34.403	40.843	262.7	11:03:42.790
24		1:50.004	33.948	34.695	41.361	263.4	10:58:16.937	24		1:49.396	33.900	34.647	40.849	262.1	11:05:32.186
25		1:51.087	34.842	35.223	41.022	260.8	11:00:08.024	25		2:04.054 P	35.508	37.961	50.585	263.4	11:07:36.240
26		1:49.408	34.151	34.542	40.715	261.5	11:01:57.432								
27		1:49.748	33.965	34.465	41.318	262.7	11:03:47.180								
28		1:49.042	34.010	34.446	40.586	262.1	11:05:36.222								
29		2:01.468 P	34.301	36.018	51.149	254.7	11:07:37.690								





Autodromo Int. do Algarve

GT Cup Europe

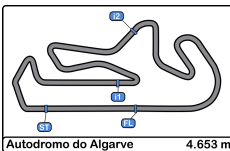
Private test - 1

Best Sectors Results



Sector - 1		Sector - 2		Sector - 3		Ideal Lap vs Best Lap					
Clas	Nº Driver	Time	Nº Driver	Time	Nº Driver	Time	Clas	Nº Driver	Ideal Lap	Best Lap	Clas
1	7 de Back - Meijer	32.898	7 de Back - Meijer	33.171	1 Luvisi - Delli Guanti	39.164	1	7 de Back - Meijer	1:45.300	1:45.463	1
2	1 Luvisi - Delli Guanti	32.939	1 Luvisi - Delli Guanti	33.334	7 de Back - Meijer	39.231	2	1 Luvisi - Delli Guanti	1:45.437	1:45.653	2
3	87 Monteiro jr - Marcondes	33.187	44 H. de Mello - Giubergia	33.604	10 Bassi Massa - Reis	39.280	3	44 H. de Mello - Giubergia	1:46.512	1:46.962	7
4	44 H. de Mello - Giubergia	33.308	87 Monteiro jr - Marcondes	33.695	22 Schirò - Longoni	39.555	4	10 Bassi Massa - Reis	1:46.519	1:46.519	3
5	22 Schirò - Longoni	33.343	27 Martinelli - Pedrini	33.718	911 Martins - Svepes	39.565	5	87 Monteiro jr - Marcondes	1:46.535	1:46.859	4
6	5 van Zijverden - Weijs	33.365	22 Schirò - Longoni	33.719	4 Stifter - Laurini	39.594	6	22 Schirò - Longoni	1:46.617	1:46.888	5
7	911 Martins - Svepes	33.366	4 Stifter - Laurini	33.734	44 H. de Mello - Giubergia	39.600	7	4 Stifter - Laurini	1:46.709	1:46.931	6
8	10 Bassi Massa - Reis	33.380	21 Perian - Tincescu	33.780	87 Monteiro jr - Marcondes	39.653	8	911 Martins - Svepes	1:46.790	1:47.102	9
9	4 Stifter - Laurini	33.381	5 van Zijverden - Weijs	33.834	5 van Zijverden - Weijs	39.660	9	5 van Zijverden - Weijs	1:46.859	1:47.283	10
10	27 Martinelli - Pedrini	33.423	911 Martins - Svepes	33.859	11 Lucas Pinheiro - Sampaio	39.724	10	27 Martinelli - Pedrini	1:46.896	1:47.053	8
11	6 Zaenen - Salubre	33.659	10 Bassi Massa - Reis	33.859	27 Martinelli - Pedrini	39.755	11	21 Perian - Tincescu	1:47.390	1:47.390	11
12	21 Perian - Tincescu	33.684	6 Zaenen - Salubre	33.910	6 Zaenen - Salubre	39.852	12	6 Zaenen - Salubre	1:47.421	1:47.734	14
13	11 Lucas Pinheiro - Sampaio	33.731	14 Barambio Perea - García	33.925	19 Navarrete - Pedrera Martínez	39.907	13	11 Lucas Pinheiro - Sampaio	1:47.536	1:47.536	12
14	14 Barambio Perea - García	33.797	19 Navarrete - Pedrera Martínez	33.954	21 Perian - Tincescu	39.926	14	19 Navarrete - Pedrera Martínez	1:47.714	1:47.714	13
15	19 Navarrete - Pedrera Martínez	33.853	11 Lucas Pinheiro - Sampaio	34.081	14 Barambio Perea - García	40.145	15	14 Barambio Perea - García	1:47.867	1:47.867	15
16	119 Stansfield - Merendino	33.948	119 Stansfield - Merendino	34.446	119 Stansfield - Merendino	40.586	16	119 Stansfield - Merendino	1:48.980	1:49.042	16





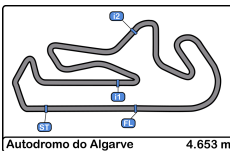
Autodromo Int. do Algarve
 GT Cup Europe
 Private test - 1
Best 5 Lap Times



Autodromo do Algarve 4.653 m.

Cl	N° Entrant/Team	Nat	Driver 1	Nat	Driver 2	Nat	Vehicle	Cat	Cl	Best 1		Best 2		Best 3		Best 4		Best 5	
										Time	Lap	Time	Lap	Time	Lap	Time	Lap	Time	Lap
1	7 Hans Weijs Motorsport	NLD	Jurriaan de Back	NLD	Paul Meijer	NLD	Porsche 992 GT3 Cup	SILVER	1	1:45.463	29	1:45.577	25	1:45.867	6	1:46.276	5	1:46.677	4
2	1 FAEMS Team by Ebimotors	ITA	Matteo Luvisi	ITA	Pietro Delli Guanti	ITA	Porsche 992 GT3 Cup	SILVER	2	1:45.653	23	1:45.761	20	1:45.903	24	1:45.981	11	1:46.008	12
3	10 AF Motorsport	PRT	Felipe Bassi Massa	BRA	Leonardo Reis	BRA	Porsche 992 GT3 Cup	PROAM*	1	1:46.519	10	1:46.754	8	1:46.959	7	1:47.539	6	1:48.301	15
4	87 GDL Racing	SMR	Nelson Monteiro jr	BRA	Nelson Marcondes	BRA	Porsche 992 GT3 Cup	AM	1	1:46.859	19	1:46.916	20	1:47.127	15	1:47.407	13	1:47.519	24
5	22 ZRS Motorsport	ITA	Niccolò Schirò	ITA	Ludovico Longoni	ITA	Porsche 992 GT3 Cup	SILVER	3	1:46.888	18	1:46.902	20	1:46.944	19	1:47.012	17	1:47.173	24
6	4 BiRace Motorsport	ITA	Diego Stifter	ITA	Lodovico Laurini	ITA	Porsche 992 GT3 Cup	SILVER	4	1:46.931	24	1:46.983	26	1:47.040	25	1:47.051	27	1:47.130	28
7	44 GDL Racing	SMR	(Cássio) H. de Mello	BRA	Giacomo Giubergia	ITA	Porsche 992 GT3 Cup	AM	2	1:46.962	11	1:47.477	24	1:47.565	10	1:47.572	23	1:47.657	4
8	27 FAEMS Team by Ebimotors	ITA	Matteo Martinelli	ITA	Giacomo Pedrini	ITA	Porsche 992 GT3 Cup	SILVER	5	1:47.053	26	1:47.101	24	1:47.159	25	1:47.496	20	1:47.618	23
9	911 LMR Motorsport	PRT	Leandro Martins	BRA	Dieter Svepes	AUT	Porsche 992 GT3 Cup	AM	3	1:47.102	11	1:47.182	7	1:47.223	5	1:47.327	4	1:47.508	10
10	5 Hans Weijs Motorsport	NLD	Rick van Zijverden	NLD	Hans Weijs	NLD	Porsche 992 GT3 Cup	AM*	1	1:47.283	7	1:47.382	6	1:47.470	11	1:47.726	10	1:47.903	21
11	21 Camil Perian / RO1 Racing	ROU	Camil Perian	ROU	Florin Tincescu	ROU	Porsche 992 GT3 Cup	PROAM	1	1:47.390	21	1:47.976	7	1:48.024	20	1:48.107	6	1:48.874	5
12	11 LMR Motorsport	PRT	Bernardo Lucas Pinheiro	BRA	Flávio Sampaio	BRA	Porsche 992 GT3 Cup	PROAM	2	1:47.536	11	1:47.957	9	1:48.112	7	1:48.448	5	1:48.503	8
13	19 Tsunami RT	SMR	Fernando Navarrete	ESP	Fernando Pedrera Martínez	ESP	Porsche 992 GT3 Cup	AM	4	1:47.714	4	1:48.182	5	1:48.561	3	1:50.170	15	1:50.213	16
14	6 Hans Weijs Motorsport	NLD	Lars Zaenen	BEL	Fgani Salubre	PHL	Porsche 992 GT3 Cup	PROAM*	2	1:47.734	7	1:47.761	12	1:48.211	5	1:48.406	13	1:48.693	22
15	14 GT Corse	ESP	Alejandro Barambio Perea	ESP	Borja García Menéndez	ESP	Porsche 992 GT3 Cup	PROAM	3	1:47.867	8	1:48.765	6	1:49.440	5	1:50.113	4	1:50.204	3
16	119 Scuderia Villorba Corse	ITA	Mark Stansfield	GBR	Michele Merendino	ITA	Lamborghini Huracan ST EVO2	AM	5	1:49.042	28	1:49.408	26	1:49.548	23	1:49.748	27	1:50.004	24



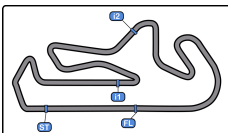


Autodromo Int. do Algarve
 GT Cup Europe
 Private test - 1
 Best 5 Top Speeds



Cl	N° Entrant/Team	Nat	Driver 1	Nat	Driver 2	Nat	Vehicle	Cat	Cl	Top 1		Top 2		Top 3		Top 4		Top 5		Avg
										Km/h	Lap	Km/h	Lap	Km/h	Lap	Km/h	Lap	Km/h	Lap	
1	22 ZRS Motorsport	ITA	Niccolò Schirò	ITA	Ludovico Longoni	ITA	Porsche 992 GT3 Cup	SILVER	1	266.6	18	266.0	20	266.0	21	266.0	24	265.3	6	266.0
2	1 FAEMS Team by Ebimotors	ITA	Matteo Luvisi	ITA	Pietro Delli Guanti	ITA	Porsche 992 GT3 Cup	SILVER	2	266.0	18	266.0	21	265.3	23	265.3	24	264.7	5	265.4
3	4 BiRace Motorsport	ITA	Diego Stifter	ITA	Lodovico Laurini	ITA	Porsche 992 GT3 Cup	SILVER	3	266.0	32	265.3	31	264.7	27	264.0	8	264.0	26	264.8
4	7 Hans Weijs Motorsport	NLD	Jurriaan de Back	NLD	Paul Meijer	NLD	Porsche 992 GT3 Cup	SILVER	4	266.0	26	265.3	29	264.7	5	264.7	28	264.0	20	264.9
5	10 AF Motorsport	BRA	Felipe Bassi Massa	BRA	Leonardo Reis	BRA	Porsche 992 GT3 Cup	PROAM*	1	265.3	11	265.3	17	264.7	8	264.7	9	264.7	15	264.9
6	11 LMR Motorsport	BRA	Bernardo Lucas Pinheiro	BRA	Flávio Sampaio	BRA	Porsche 992 GT3 Cup	PROAM	1	265.3	10	265.3	12	264.0	8	264.0	11	263.4	5	264.4
7	27 FAEMS Team by Ebimotors	ITA	Matteo Martinelli	ITA	Giacomo Pedrini	ITA	Porsche 992 GT3 Cup	SILVER	5	265.3	18	265.3	19	264.7	17	264.7	21	264.0	13	264.8
8	5 Hans Weijs Motorsport	NLD	Rick van Zijverden	NLD	Hans Weijs	NLD	Porsche 992 GT3 Cup	AM*	1	264.7	7	263.4	25	262.7	8	262.7	19	262.7	22	263.2
9	911 LMR Motorsport	BRA	Leandro Martins	BRA	Dieter Svepes	AUT	Porsche 992 GT3 Cup	AM	1	264.7	5	264.7	7	264.7	12	264.0	4	264.0	8	264.4
10	14 GT Corse	ESP	Alejandro Barambio Perea	ESP	Borja García Menéndez	ESP	Porsche 992 GT3 Cup	PROAM	2	264.0	9	263.4	7	262.7	8	262.1	5	262.1	6	262.9
11	44 GDL Racing	BRA	(Cássio) H. de Mello	BRA	Giacomo Giubergia	ITA	Porsche 992 GT3 Cup	AM	2	264.0	5	264.0	11	264.0	20	263.4	7	263.4	10	263.8
12	87 GDL Racing	BRA	Nelson Monteiro jr	BRA	Nelson Marcondes	BRA	Porsche 992 GT3 Cup	AM	3	264.0	5	264.0	21	263.4	14	263.4	15	263.4	16	263.6
13	6 Hans Weijs Motorsport	NLD	Lars Zaenen	BEL	Fgani Salubre	PHL	Porsche 992 GT3 Cup	PROAM*	2	263.4	6	262.7	8	262.7	13	262.1	12	261.5	5	262.5
14	19 Tsunami RT	SMR	Fernando Navarrete	ESP	Fernando Pedrera Martínez	ESP	Porsche 992 GT3 Cup	AM	4	263.4	4	263.4	5	263.4	17	261.5	3	261.5	15	262.6
15	119 Scuderia Villorba Corse	ITA	Mark Stansfield	GBR	Michele Merendino	ITA	Lamborghini Huracan ST EVO2	AM	5	263.4	24	262.7	23	262.7	27	262.1	28	261.5	26	262.5
16	21 Camil Perian / RO1 Racing	ROU	Camil Perian	ROU	Florin Tincescu	ROU	Porsche 992 GT3 Cup	PROAM	3	262.7	7	261.5	6	261.5	22	260.8	14	260.8	29	261.5





Autodromo Int. do Algarve

GT Cup Europe

Private test - 1

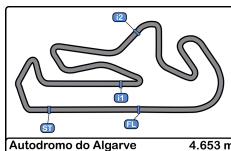
Fastest Laps Sequence

Autodromo do Algarve 4.653 m.



Lap	Time of Day	Session Time	Nº Entrant/Team	Nat	Driver 1	Nat	Driver 2	Nat	Vehicle	Cat	Time	Km/h
2	10:09:26.643	4:26.643	4 BiRace Motorsport	ITA	Diego Stifter	ITA	Lodovico Laurini	ITA	Porsche 992 GT3 Cup	SILVER	1:54.879	145.8
2	10:09:42.616	4:42.616	22 ZRS Motorsport	ITA	Niccolò Schirò	ITA	Ludovico Longoni	ITA	Porsche 992 GT3 Cup	SILVER	1:52.515	148.8
3	10:11:21.647	6:21.647	21 Camil Perian / RO1 Racing	ROU	Camil Perian	ROU	Florin Tincescu	ROU	Porsche 992 GT3 Cup	PROAM	1:52.145	149.3
3	10:11:23.778	6:23.778	7 Hans Weijs Motorsport	NLD	Jurriaan de Back	NLD	Paul Meijer	NLD	Porsche 992 GT3 Cup	SILVER	1:48.095	154.9
4	10:13:10.455	8:10.455	7 Hans Weijs Motorsport	NLD	Jurriaan de Back	NLD	Paul Meijer	NLD	Porsche 992 GT3 Cup	SILVER	1:46.677	157.0
5	10:14:56.731	9:56.731	7 Hans Weijs Motorsport	NLD	Jurriaan de Back	NLD	Paul Meijer	NLD	Porsche 992 GT3 Cup	SILVER	1:46.276	157.6
6	10:16:42.598	11:42.598	7 Hans Weijs Motorsport	NLD	Jurriaan de Back	NLD	Paul Meijer	NLD	Porsche 992 GT3 Cup	SILVER	1:45.867	158.2
20	10:50:01.196	45:01.196	1 FAEMS Team by Ebimotors	ITA	Matteo Luvisi	ITA	Pietro Delli Guanti	ITA	Porsche 992 GT3 Cup	SILVER	1:45.761	158.3
23	10:57:32.094	52:32.094	1 FAEMS Team by Ebimotors	ITA	Matteo Luvisi	ITA	Pietro Delli Guanti	ITA	Porsche 992 GT3 Cup	SILVER	1:45.653	158.5
25	10:58:18.028	53:18.028	7 Hans Weijs Motorsport	NLD	Jurriaan de Back	NLD	Paul Meijer	NLD	Porsche 992 GT3 Cup	SILVER	1:45.577	158.6
29	11:06:41.204	1:01:41.204	7 Hans Weijs Motorsport	NLD	Jurriaan de Back	NLD	Paul Meijer	NLD	Porsche 992 GT3 Cup	SILVER	1:45.463	158.8





Autodromo Int. do Algarve
GT Cup Europe
Private test - 1
Pit Stop Analysis



GT Cup
 Europe

1 Matteo Luvisi Porsche 992 GT3 Cup
 SILVER Pietro Delli Guanti FAEMS Team by Ebimotors

Nº	In Day Time	In Time	Out Time	Pit Time	T. Pit Time	Handicap	Diff.
1	10:08:01.677	10:08:01.677	10:09:29.864	1:28.187	1:28.187		
2	10:22:05.029	10:22:05.029	10:24:20.283	2:15.254	3:43.441		
3	10:33:12.620	10:33:12.620	10:35:49.685	2:37.065	6:20.506		
4	10:37:54.971	10:37:54.971	10:39:18.120	1:23.149	7:43.655		
5	10:51:48.927	10:51:48.927	10:54:01.499	2:12.572	9:56.227		

4 Diego Stifter Porsche 992 GT3 Cup
 SILVER Lodovico Laurini BiRace Motorsport

Nº	In Day Time	In Time	Out Time	Pit Time	T. Pit Time	Handicap	Diff.
1	10:35:30.493	10:35:30.493	10:37:56.835	2:26.342	2:26.342		

5 Rick van Zijverden Porsche 992 GT3 Cup
 AM* Hans Weijs Hans Weijs Motorsport

Nº	In Day Time	In Time	Out Time	Pit Time	T. Pit Time	Handicap	Diff.
1	10:20:31.990	10:20:31.990	10:26:29.282	5:57.292	5:57.292		
2	10:33:42.903	10:33:42.903	10:39:51.419	6:08.516	12:05.808		
3	11:00:02.236	11:00:02.236	11:03:04.090	3:01.854	15:07.662		

6 Lars Zaenen Porsche 992 GT3 Cup
 PROAM* Fgani Salubre Hans Weijs Motorsport

Nº	In Day Time	In Time	Out Time	Pit Time	T. Pit Time	Handicap	Diff.
1	10:20:52.229	10:20:52.229	10:24:38.368	3:46.139	3:46.139		
2	10:35:31.630	10:35:31.630	10:40:29.243	4:57.613	8:43.752		
3	10:48:29.394	10:48:29.394	10:54:43.886	6:14.492	14:58.244		

7 Jurriaan de Back Porsche 992 GT3 Cup
 SILVER Paul Meijer Hans Weijs Motorsport

Nº	In Day Time	In Time	Out Time	Pit Time	T. Pit Time	Handicap	Diff.
1	10:18:32.916	10:18:32.916	10:20:28.118	1:55.202	1:55.202		
2	10:35:00.344	10:35:00.344	10:37:25.811	2:25.467	4:20.669		
3	10:52:30.052	10:52:30.052	10:54:41.540	2:11.488	6:32.157		
4	11:00:07.872	11:00:07.872	11:01:21.191	1:13.319	7:45.476		

10 Felipe Bassi Massa Porsche 992 GT3 Cup
 PROAM* Leonardo Reis AF Motorsport

Nº	In Day Time	In Time	Out Time	Pit Time	T. Pit Time	Handicap	Diff.
1	10:14:22.724	10:14:22.724	10:16:28.598	2:05.874	2:05.874		
2	10:29:13.305	10:29:13.305	10:35:35.553	6:22.248	8:28.122		
3	10:48:40.869	10:48:40.869	10:51:41.029	3:00.160	11:28.282		

11 Bernardo Lucas Pinheiro Porsche 992 GT3 Cup
 PROAM Flávio Sampaio LMR Motorsport

Nº	In Day Time	In Time	Out Time	Pit Time	T. Pit Time	Handicap	Diff.
1	10:31:41.793	10:31:41.793	10:34:42.559	3:00.766	3:00.766		
2	10:50:02.607	10:50:02.607	10:52:45.260	2:42.653	5:43.419		

14 Alejandro Barambio Perea Porsche 992 GT3 Cup
 PROAM Borja García Menéndez GT Corse

Nº	In Day Time	In Time	Out Time	Pit Time	T. Pit Time	Handicap	Diff.
1	10:34:48.352	10:34:48.352	10:37:06.126	2:17.774	2:17.774		

19 Fernando Navarrete Porsche 992 GT3 Cup
 AM Fernando Pedrera Martínez Tsunami RT

Nº	In Day Time	In Time	Out Time	Pit Time	T. Pit Time	Handicap	Diff.
1	10:07:43.528	10:07:43.528	10:09:13.098	1:29.570	1:29.570		
2	10:18:36.453	10:18:36.453	10:23:37.664	5:01.211	6:30.781		

21 Camil Perian Porsche 992 GT3 Cup
 PROAM Florin Tincescu Camil Perian / RO1 Racing

Nº	In Day Time	In Time	Out Time	Pit Time	T. Pit Time	Handicap	Diff.
1	10:20:35.384	10:20:35.384	10:22:21.903	1:46.519	1:46.519		
2	10:37:59.747	10:37:59.747	10:40:03.582	2:03.835	3:50.354		
3	10:51:21.541	10:51:21.541	10:53:15.369	1:53.828	5:44.182		

22 Niccolò Schirò Porsche 992 GT3 Cup
 SILVER Ludovico Longoni ZRS Motorsport

Nº	In Day Time	In Time	Out Time	Pit Time	T. Pit Time	Handicap	Diff.
1	10:17:00.647	10:17:00.647	10:22:37.245	5:36.598	5:36.598		
2	10:37:13.538	10:37:13.538	10:40:31.068	3:17.530	8:54.128		
3	10:53:24.945	10:53:24.945	10:56:16.761	2:51.816	11:45.944		

27 Matteo Martinelli Porsche 992 GT3 Cup
 SILVER Giacomo Pedrini FAEMS Team by Ebimotors

Nº	In Day Time	In Time	Out Time	Pit Time	T. Pit Time	Handicap	Diff.
1	10:10:06.446	10:10:06.446	10:11:29.606	1:23.160	1:23.160		
2	10:22:40.765	10:22:40.765	10:25:13.429	2:32.664	3:55.824		
3	10:34:16.761	10:34:16.761	10:37:37.345	3:20.584	7:16.408		
4	10:39:37.641	10:39:37.641	10:41:01.557	1:23.916	8:40.324		
5	10:53:45.591	10:53:45.591	10:55:23.608	1:38.017	10:18.341		

44 (Cássio) H. de Mello Porsche 992 GT3 Cup
 AM Giacomo Giubergia GDL Racing

Nº	In Day Time	In Time	Out Time	Pit Time	T. Pit Time	Handicap	Diff.
1	10:21:13.490	10:21:13.490	10:23:49.159	2:35.669	2:35.669		
2	10:32:50.241	10:32:50.241	10:37:13.326	4:23.085	6:58.754		
3	10:53:56.731	10:53:56.731	10:56:44.905	2:48.174	9:46.928		

87 Nelson Monteiro jr Porsche 992 GT3 Cup
 AM Nelson Marcondes GDL Racing

Nº	In Day Time	In Time	Out Time	Pit Time	T. Pit Time	Handicap	Diff.
1	10:23:08.602	10:23:08.602	10:29:09.336	6:00.734	6:00.734		
2	10:43:44.073	10:43:44.073	10:46:48.286	3:04.213	9:04.947		
3	10:56:07.524	10:56:07.524	10:58:02.196	1:54.672	10:59.619		

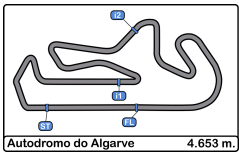
119 Mark Stansfield Lamborghini Huracan ST EVO2
 AM Michele Merendino Scuderia Villorba Corse

Nº	In Day Time	In Time	Out Time	Pit Time	T. Pit Time	Handicap	Diff.
1	10:23:11.215	10:23:11.215	10:26:24.681	3:13.466	3:13.466		
2	10:39:54.349	10:39:54.349	10:43:02.911	3:08.562	6:22.028		

911 Leandro Martins Porsche 992 GT3 Cup
 AM Dieter Svespes LMR Motorsport

Nº	In Day Time	In Time	Out Time	Pit Time	T. Pit Time	Handicap	Diff.
1	10:22:57.542	10:22:57.542	10:32:04.822	9:07.280	9:07.280		
2	10:39:15.087	10:39:15.087	10:40:55.260	1:40.173	10:47.453		
3	10:55:40.325	10:55:40.325	10:58:10.826	2:30.501	13:17.954		

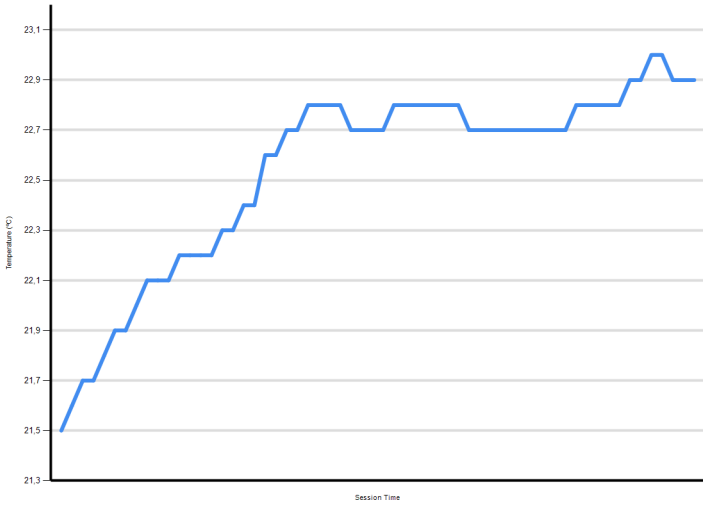





Autodromo Int. do Algarve
GT Cup Europe
Private test - 1
Weather Report



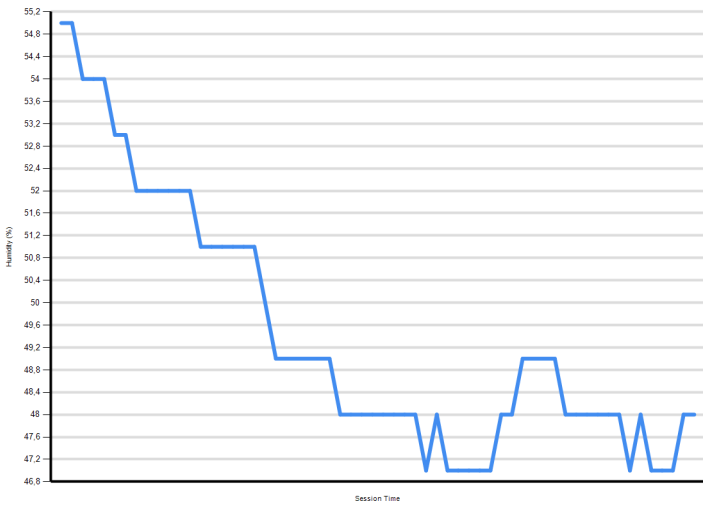
Air Temperature



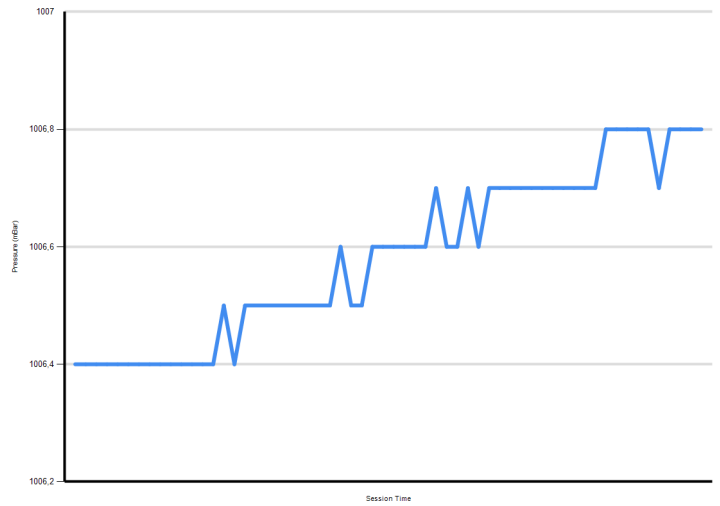
Track Temperature



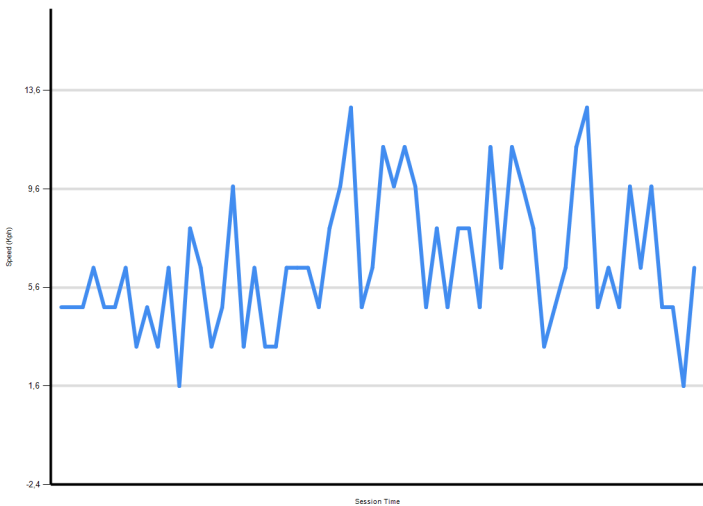
Humidity



Pressure



Wind Speed



Wind direction

