

Misano
GT Cup Europe
Private test
Provisional Results



Cls	N°	Entrant/Team	Nat	Driver 1	Nat	Driver 2	Nat	Vehicle	Cat	Cls	Laps	Best	Time	Gap	Interval	Km/h
1	69	Zanasi Racing	ITA	Marco Zanasi	ITA	Andreo Belicchi	ITA	Ferrari 296 Challenge	PROAM	1	15	2	1:51.498			136.4
2	7	Hans Weijs Motorsport	NLD	Jurriaan de Back	NLD	Paul Meijer	NLD	Porsche 992 GT3 Cup	SILVER	1	16	15	1:53.845	2.347	2.347	133.6
3	911	LMR Motorsport	PRT	Leandro Martins	BRA	Dieter Svepes	AUT	Porsche 992 GT3 Cup	AM	1	19	8	1:54.497	2.999	0.652	132.8
4	5	Hans Weijs Motorsport	NLD	Rick van Zijverden	NLD	Hans Weijs	NLD	Porsche 992 GT3 Cup	AM*	2	17	14	1:54.506	3.008	0.009	132.8
5	16	Volcano Motorsport	ESP	Evgenii Leonov	ITA	Gabriele Piana	ITA	Porsche 992 GT3 Cup	AM	3	19	6	1:54.671	3.173	0.165	132.6
6	4	BiRace Motorsport	ITA	Diego Stifter	ITA	Lodovico Laurini	ITA	Porsche 992 GT3 Cup	SILVER	2	14	8	1:54.697	3.199	0.026	132.6
7	77	AF Motorsport	PRT	José Barros	PRT			Porsche 992 GT3 Cup	SILVER	3	17	10	1:55.400	3.902	0.703	131.8
8	6	Hans Weijs Motorsport	NLD	Lars Zaenen	BEL	Fgani A. Salubre	PHL	Porsche 992 GT3 Cup	PROAM*	2	14	14	1:55.797	4.299	0.397	131.3
9	11	LMR Motorsport	PRT	Bernardo Lucas Pinheiro	BRA	Flávio Sampaio	BRA	Porsche 992 GT3 Cup	PROAM	3	9	7	1:56.625	5.127	0.828	130.4
10	87	GDL Racing	BRA	Nelson Monteiro jr	BRA	Nelson Marcondes	BRA	Porsche 992 GT3 Cup	AM	4	16	12	1:57.998	6.500	1.373	128.9
11	27	FAEMS Team by Ebimotors	ITA	Matteo Martinelli	ITA	Giacomo Pedrini	ITA	Porsche 992 GT3 Cup	SILVER	4	15	13	1:58.275	6.777	0.277	128.6
12	1	FAEMS Team by Ebimotors	ITA	Matteo Luvisi	ITA	Pietro Delli Guanti	ITA	Porsche 992 GT3 Cup	SILVER	5	5	2	2:59.668	1:08.170	1:01.393	84.6

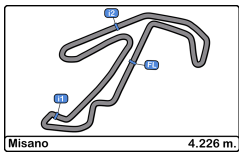
Published at:.....

Track Temp: 21.4 °C Air Temp: 21.5 °C Humidity: 74 % Track Status: WET

Race Director:

Timekeeper:





Misano
GT Cup Europe
Private test
Provisional Results by Category



PROAM																
Cls	N°	Entrant/Team	Nat	Driver 1	Nat	Driver 2	Nat	Vehicle	Cat	Cls	Laps	Best	Time	Gap	Interval	Km/h
1	69	Zanasi Racing	ITA	Marco Zanasi	ITA	Andreo Belicchi	ITA	Ferrari 296 Challenge	PROAM	1	15	2	1:51.498			136.4
2	6	Hans Weijs Motorsport	NLD	Lars Zaenen	BEL	Fgani A. Salubre	POR	Porsche 992 GT3 Cup	PROAM*	2	14	14	1:55.797	4.299	4.299	131.3
3	11	LMR Motorsport	PRT	Bernardo Lucas Pinheiro	PRT	Flávio Sampaio	BRA	Porsche 992 GT3 Cup	PROAM	3	9	7	1:56.625	5.127	0.828	130.4
SILVER																
Cls	N°	Entrant/Team	Nat	Driver 1	Nat	Driver 2	Nat	Vehicle	Cat	Cls	Laps	Best	Time	Gap	Interval	Km/h
1	7	Hans Weijs Motorsport	NLD	Jurriaan de Back	NLD	Paul Meijer	NLD	Porsche 992 GT3 Cup	SILVER	1	16	15	1:53.845			133.6
2	4	BiRace Motorsport	ITA	Diego Stifter	ITA	Lodovico Laurini	ITA	Porsche 992 GT3 Cup	SILVER	2	14	8	1:54.697	0.852	0.852	132.6
3	77	AF Motorsport	PRT	José Barros	PRT			Porsche 992 GT3 Cup	SILVER	3	17	10	1:55.400	1.555	0.703	131.8
4	27	FAEMS Team by Ebimotors	ITA	Matteo Martinelli	ITA	Giacomo Pedrini	ITA	Porsche 992 GT3 Cup	SILVER	4	15	13	1:58.275	4.430	2.875	128.6
5	1	FAEMS Team by Ebimotors	ITA	Matteo Luvisi	ITA	Pietro Delli Guanti	ITA	Porsche 992 GT3 Cup	SILVER	5	5	2	2:59.668	1:05.823	1:01.393	84.6
AM																
Cls	N°	Entrant/Team	Nat	Driver 1	Nat	Driver 2	Nat	Vehicle	Cat	Cls	Laps	Best	Time	Gap	Interval	Km/h
1	911	LMR Motorsport	PRT	Leandro Martins	BRA	Dieter Svepes	AUT	Porsche 992 GT3 Cup	AM	1	19	8	1:54.497			132.8
2	5	Hans Weijs Motorsport	NLD	Rick van Zijverden	NLD	Hans Weijs	NLD	Porsche 992 GT3 Cup	AM*	2	17	14	1:54.506	0.009	0.009	132.8
3	16	Volcano Motorsport	ESP	Evgenii Leonov	ITA	Gabriele Piana	ITA	Porsche 992 GT3 Cup	AM	3	19	6	1:54.671	0.174	0.165	132.6
4	87	GDL Racing	BRA	Nelson Monteiro jr	BRA	Nelson Marcondes	BRA	Porsche 992 GT3 Cup	AM	4	16	12	1:57.998	3.501	3.327	128.9

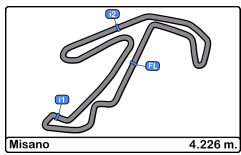
Published at:.....

Track Temp: 21.4 °C Air Temp: 21.5 °C Humidity: 74 % Track Status: WET

Race Director:

Timekeeper:



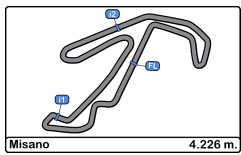


Misano
GT Cup Europe
Private test
Lap Analysis



1							6								
Matteo Luvisi Porsche 992 GT3 Cup SILVER Pietro Delli Guanti							Lars Zaenen Porsche 992 GT3 Cup PROAM* Fgani A. Salubre								
FAEMS Team by Ebimotors							Hans Weijs Motorsport								
Lap	D	Time	Sector 1	Sector 2	Sector 3	T. Spd	Elapsed	Lap	D	Time	Sector 1	Sector 2	Sector 3	T. Spd	Elapsed
1		9:03:54.087	9:02:24.598	46.291	43.198	180.3	9:03:54.087	1		9:02:43.151	9:00:52.927	53.568	56.656	111.2	9:02:43.151
2		2:59.668 P	32.095	42.945	1:44.628	175.0	9:06:53.755	2		2:22.987	37.498	52.239	53.250	153.6	9:05:06.138
3		3:09.920 P	46.761	42.892	1:40.267	209.3	9:10:03.675	3		13:16.409 P	35.725	48.289	11:52.395	149.1	9:18:22.547
4		3:13.649 P	48.359	41.921	1:43.369	213.4	9:13:17.324	4		2:17.966	47.516	45.218	45.232	208.4	9:20:40.513
5		3:23.255 P	49.249	47.459	1:46.547	183.9	9:16:40.579	5		1:58.501	31.929	43.527	43.045	211.7	9:22:39.014
6			50.477	44.634		210.9		6		1:59.194	32.034	43.532	43.628	211.3	9:24:38.208
4							7								
Diego Stifter Porsche 992 GT3 Cup SILVER Lodovico Laurini							Jurriaan de Back Porsche 992 GT3 Cup SILVER Paul Meijer								
BiRace Motorsport							Hans Weijs Motorsport								
Lap	D	Time	Sector 1	Sector 2	Sector 3	T. Spd	Elapsed	Lap	D	Time	Sector 1	Sector 2	Sector 3	T. Spd	Elapsed
1		9:03:51.335	9:02:18.256	46.868	46.211	205.7	9:03:51.335	7		1:59.497	31.857	43.327	44.313	211.7	9:26:37.705
2		1:59.472	32.666	43.907	42.899	200.0	9:05:50.807	8		1:57.718	31.383	42.918	43.417	212.5	9:28:35.423
3		1:55.778	31.773	41.819	42.186	214.2	9:07:46.585	9		1:57.308	31.708	42.827	42.773	212.5	9:30:32.731
4		1:57.227	31.644	42.526	43.057	213.8	9:09:43.812	10		1:57.677	32.182	42.976	42.519	210.9	9:32:30.408
5		11:29.546 P	40.712	50.355	9:58.479	179.4	9:21:13.358	11		1:56.697	31.748	42.674	42.275	211.7	9:34:27.105
6		2:12.424	46.593	43.565	42.266	213.0	9:23:25.782	12		1:57.561	32.894	42.689	41.978	212.5	9:36:24.666
7		1:55.711	31.739	42.126	41.846	213.0	9:25:21.493	13		1:56.217	31.615	42.865	41.737	210.5	9:38:20.883
8		1:54.697	31.516	41.691	41.490	213.4	9:27:16.190	14		1:55.797	31.674	42.437	41.686	212.1	9:40:16.680
9		1:54.925	32.085	41.656	41.184	213.8	9:29:11.115	15			31.977	43.008		209.7	
10		3:20.897 P	31.750	41.587	2:07.560	214.2	9:32:32.012	7		7:18.232 P	34.040	46.667	5:57.525	193.5	9:20:27.917
11		2:10.602	45.079	43.667	41.856	213.0	9:34:42.614	8		2:24.512	47.735	48.385	48.392	113.8	9:22:52.429
12		1:55.207	31.641	42.077	41.489	214.7	9:36:37.821	9		2:07.592	34.568	48.472	44.552	143.8	9:25:00.021
13		1:55.232	31.674	41.721	41.837	215.1	9:38:33.053	10		1:55.050	31.200	41.765	42.085	213.8	9:26:55.071
14		1:54.742	31.833	41.912	40.997	214.2	9:40:27.795	11		1:54.648	31.167	41.636	41.845	215.1	9:28:49.719
15			32.682	42.607		212.5		12		3:14.116 P	31.239	42.204	2:00.673	211.7	9:32:03.835
5							11								
Rick van Zijverden Porsche 992 GT3 Cup AM* Hans Weijs							Bernardo Lucas Pinheiro Porsche 992 GT3 Cup PROAM Flávio Sampaio								
Hans Weijs Motorsport							LMR Motorsport								
Lap	D	Time	Sector 1	Sector 2	Sector 3	T. Spd	Elapsed	Lap	D	Time	Sector 1	Sector 2	Sector 3	T. Spd	Elapsed
1		9:03:17.548	9:01:45.282	47.568	44.698	195.6	9:03:17.548	1		9:23:55.638	9:22:15.686	51.389	48.563	208.0	9:23:55.638
2		1:58.667	31.699	43.052	43.916	211.7	9:05:16.215	2		2:01.260	33.190	44.036	44.034	210.1	9:25:56.898
3		1:59.132	33.118	43.400	42.614	213.0	9:07:15.347	3		2:00.572	32.367	44.165	44.040	210.1	9:27:57.470
4		1:56.144	31.052	42.640	42.452	213.8	9:09:11.491	4		1:59.943	32.128	43.978	43.837	210.9	9:29:57.413
5		1:56.424	31.318	42.412	42.694	214.2	9:11:07.915	5		1:59.346	32.199	43.593	43.554	210.9	9:31:56.759
6		1:55.007	31.099	42.012	41.896	214.7	9:13:02.922	6		1:57.781	31.796	43.245	42.740	211.7	9:33:54.540
7		1:55.442	31.262	42.024	42.156	213.8	9:14:58.364	7		1:56.625	31.400	42.851	42.374	212.1	9:35:51.165
8		7:22.469 P	30.741	41.964	6:09.764	213.8	9:22:20.833	8		1:56.895	31.536	42.992	42.367	210.9	9:37:48.060
9		2:15.376	46.665	43.640	45.071	210.9	9:24:36.209	9		1:56.713	31.668	42.958	42.087	210.9	9:39:44.773
10		2:00.463	31.855	43.573	45.035	210.9	9:26:36.672	10			32.299	43.404		211.3	
11		1:56.944	31.165	42.897	42.882	211.7	9:28:33.616								
12		1:57.007	31.644	42.349	43.014	212.5	9:30:30.623								
13		1:55.465	31.307	42.270	41.888	213.0	9:32:26.088								
14		1:54.506	31.186	41.860	41.460	214.7	9:34:20.594								
15		1:54.680	31.041	42.117	41.522	212.5	9:36:15.274								
16		1:55.107	31.289	41.629	42.189	214.2	9:38:10.381								
17		1:56.141	31.677	42.309	42.155	213.8	9:40:06.522								
18			31.791	42.917		213.4									





Misano
GT Cup Europe
Private test
Lap Analysis



16 Evgenii Leonov Porsche 992 GT3 Cup 69 Marco Zanasi Ferrari 296 Challenge
AM Gabriele Piana Volcano Motorsport PROAM Andrea Belicchi Zanasi Racing

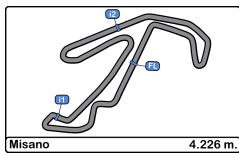
Lap	D	Time	Sector 1	Sector 2	Sector 3	T. Spd	Elapsed	Lap	D	Time	Sector 1	Sector 2	Sector 3	T. Spd	Elapsed
1		9:02:31.796	9:01:05.340	43.134	43.322	208.8	9:02:31.796	1		9:02:38.146	9:01:12.892	43.365	41.889	225.4	9:02:38.146
2		1:55.535	31.486	42.265	41.784	212.1	9:04:27.331	2		1:51.498	31.113	40.070	40.315	228.3	9:04:29.644
3		1:56.719	30.851	41.888	43.980	211.7	9:06:24.050	3		2:04.347 P	30.242	40.508	53.597	223.6	9:06:33.991
4		1:54.707	30.682	42.051	41.974	211.7	9:08:18.757	4		3:41.536	2:20.070	40.334	41.132	229.7	9:10:15.527
5		1:57.690	31.289	43.579	42.822	211.3	9:10:16.447	5		1:52.523	30.932	41.303	40.288	228.8	9:12:08.050
6		1:54.671	31.347	41.892	41.432	212.5	9:12:11.118	6		2:06.453 P	31.472	41.485	53.496	222.6	9:14:14.503
7		1:55.096	31.461	41.966	41.669	210.9	9:14:06.214	7		5:06.499	3:41.438	42.227	42.834	226.4	9:19:21.002
8		2:08.578 P	31.354	41.877	55.347	213.0	9:16:14.792	8		1:55.584	30.866	42.079	42.639	223.1	9:21:16.586
9		4:06.418	2:33.944	46.660	45.814	206.8	9:20:21.210	9		1:53.765	30.785	41.013	41.967	230.2	9:23:10.351
10		2:04.886	33.171	43.753	47.962	208.8	9:22:26.096	10		1:55.648	30.829	41.924	42.895	218.1	9:25:05.999
11		2:05.697	34.644	46.325	44.728	205.7	9:24:31.793	11		1:54.518	31.285	41.028	42.205	229.2	9:27:00.517
12		2:00.917	32.961	43.797	44.159	210.5	9:26:32.710	12		1:54.203	31.184	41.015	42.004	206.8	9:28:54.720
13		2:03.577	31.998	45.526	46.053	180.3	9:28:36.287	13		2:15.435 P	30.901	41.168	1:03.366	211.3	9:31:10.155
14		2:00.160	32.642	42.747	44.771	210.9	9:30:36.447	14		3:17.524	1:54.251	41.910	41.363	226.4	9:34:27.679
15		1:58.596	31.967	42.804	43.825	212.1	9:32:35.043	15		2:07.759 P	31.750	40.924	55.085	225.9	9:36:35.438
16		1:58.656	32.491	42.839	43.326	212.1	9:34:33.699	77 José Barros Porsche 992 GT3 Cup SILVER AF Motorsport							
17		1:58.327	32.051	42.871	43.405	211.7	9:36:32.026								
18		1:59.138	33.447	42.611	43.080	211.7	9:38:31.164								
19		1:59.733	34.192	42.929	42.612	211.7	9:40:30.897								
20		32.256	42.784			209.7									

27 Matteo Martinelli Porsche 992 GT3 Cup
SILVER Giacomo Pedrini FAEMS Team by Ebimotors

Lap	D	Time	Sector 1	Sector 2	Sector 3	T. Spd	Elapsed
1		9:05:24.082	9:03:34.759	55.576	53.747	149.1	9:05:24.082
2		2:13.228	35.425	48.206	49.597	177.3	9:07:37.310
3		2:08.644	34.366	45.136	49.142	199.6	9:09:45.954
4		2:12.480	35.695	48.835	47.950	175.3	9:11:58.434
5		2:12.947	34.959	47.205	50.783	183.9	9:14:11.381
6		2:02.357	32.756	44.014	45.587	205.3	9:16:13.738
7		2:06.572	34.406	46.130	46.036	186.8	9:18:20.310
8		2:03.988	33.225	45.644	45.119	192.5	9:20:24.298
9		2:00.370	32.896	43.047	44.427	208.4	9:22:24.668
10		2:06.533	35.158	45.981	45.394	192.8	9:24:31.201
11		2:08.752	33.365	46.414	48.973	191.8	9:26:39.953
12		2:00.977	32.175	43.820	44.982	210.1	9:28:40.930
13		1:58.275	32.462	42.654	43.159	213.0	9:30:39.205
14		4:27.712 P	34.801	46.742	3:06.169	185.8	9:35:06.917
15		3:10.377 P	48.496	42.760	1:39.121	212.5	9:38:17.294
16			49.678	45.049		158.8	

Lap	D	Time	Sector 1	Sector 2	Sector 3	T. Spd	Elapsed
1		9:03:01.239	9:01:14.241	52.912	54.086	173.9	9:03:01.239
2		2:30.694 P	35.327	46.038	1:09.329	177.6	9:05:31.933
3		3:48.275	2:11.795	47.835	48.645	144.9	9:09:20.208
4		2:04.786	32.954	45.032	46.800	201.4	9:11:24.994
5		2:01.790	32.916	43.680	45.194	195.2	9:13:26.784
6		1:58.922	31.888	43.540	43.494	209.7	9:15:25.706
7		1:56.068	31.381	42.789	41.898	209.7	9:17:21.774
8		2:38.098 P	33.544	45.999	1:18.555	211.3	9:19:59.872
9		4:17.820	2:50.680	43.752	43.388	210.1	9:24:17.692
10		1:55.400	30.948	42.635	41.817	210.5	9:26:13.092
11		1:56.514	31.566	42.252	42.696	212.1	9:28:09.606
12		1:56.070	31.703	42.621	41.746	210.1	9:30:05.676
13		1:55.775	31.990	42.355	41.430	209.7	9:32:01.451
14		1:56.381	31.757	42.497	42.127	210.5	9:33:57.832
15		1:55.484	31.774	41.961	41.749	209.7	9:35:53.316
16		1:55.734	31.954	42.135	41.645	210.9	9:37:49.050
17		2:08.876 P	32.112	42.480	54.284	210.5	9:39:57.926





Misano
GT Cup Europe
Private test
Lap Analysis



87 Nelson Monteiro jr Porsche 992 GT3 Cup

AM Nelson Marcondes GDL Racing

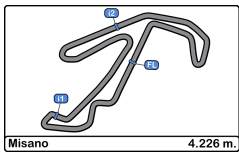
Lap	D	Time	Sector 1	Sector 2	Sector 3	T. Spd	Elapsed
1		9:02:37.188	9:00:59.534	49.555	48.099	134.3	9:02:37.188
2		2:06.102	34.413	45.399	46.290	208.4	9:04:43.290
3		2:04.664	35.397	44.422	44.845	210.1	9:06:47.954
4		2:01.090	32.551	43.789	44.750	210.5	9:08:49.044
5		2:00.962	32.630	43.888	44.444	208.8	9:10:50.006
6		1:59.842	32.355	42.970	44.517	212.1	9:12:49.848
7		1:59.475	32.206	42.866	44.403	211.7	9:14:49.323
8		2:25.875 P	31.998	43.251	1:10.626	211.7	9:17:15.198
9		5:29.968	4:02.280	43.502	44.186	210.5	9:22:45.166
10		2:00.504	32.539	43.294	44.671	208.8	9:24:45.670
11		1:59.223	32.213	43.142	43.868	210.1	9:26:44.893
12		1:57.998	32.047	42.780	43.171	212.5	9:28:42.891
13		2:23.003 P	35.996	46.315	1:00.692	211.3	9:31:05.894
14		4:27.416	2:57.636	44.778	45.002	209.3	9:35:33.310
15		2:00.987	33.003	43.273	44.711	210.5	9:37:34.297
16		2:48.801	1:19.132	45.654	44.015	210.9	9:40:23.098
17			32.501	43.027		210.9	

911 Leandro Martins Porsche 992 GT3 Cup

AM Dieter Svepes LMR Motorsport

Lap	D	Time	Sector 1	Sector 2	Sector 3	T. Spd	Elapsed
1		9:02:57.212	9:01:27.195	44.973	45.044	186.8	9:02:57.212
2		1:56.150	31.415	42.289	42.446	213.0	9:04:53.362
3		1:55.385	31.304	41.922	42.159	214.2	9:06:48.747
4		1:55.982	32.215	42.048	41.719	213.0	9:08:44.729
5		1:54.740	31.305	41.793	41.642	213.8	9:10:39.469
6		1:54.848	31.300	41.692	41.856	213.8	9:12:34.317
7		1:57.182	31.266	42.917	42.999	213.0	9:14:31.499
8		1:54.497	31.359	41.526	41.612	214.2	9:16:25.996
9		2:05.954 P	31.750	41.728	52.476	214.7	9:18:31.950
10		5:28.689	3:45.322	49.073	54.294	205.3	9:24:00.639
11		2:09.474	34.146	48.082	47.246	210.9	9:26:10.113
12		2:01.330	32.027	42.500	46.803	213.0	9:28:11.443
13		1:58.170	31.821	42.496	43.853	212.5	9:30:09.613
14		1:57.495	32.298	42.425	42.772	212.1	9:32:07.108
15		1:56.954	31.582	42.601	42.771	211.3	9:34:04.062
16		1:56.542	32.075	42.047	42.420	214.7	9:36:00.604
17		1:58.788	31.722	43.697	43.369	213.4	9:37:59.392
18		1:56.570	32.223	42.035	42.312	214.7	9:39:55.962
19		1:58.288	32.866	42.368	43.054	214.2	9:41:54.250
20			35.006	46.003		213.8	



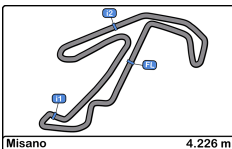


Misano
GT Cup Europe
Private test
Best Sectors Results



Sector - 1			Sector - 2			Sector - 3			Ideal Lap vs Best Lap		
Clas	Nº Driver	Time	Nº Driver	Time	Nº Driver	Time	Clas	Nº Driver	Ideal Lap	Best Lap	Clas
1	69 Zanasi - Belicchi	30.242	69 Zanasi - Belicchi	40.070	69 Zanasi - Belicchi	40.288	1	69 Zanasi - Belicchi	1:50.600	1:51.498	1
2	16 Leonov - Piana	30.682	911 Martins - Svepes	41.526	4 Stifter - Laurini	40.997	2	7 de Back - Meijer	1:53.700	1:53.845	2
3	5 van Zijverden - Weijs	30.741	4 Stifter - Laurini	41.587	7 de Back - Meijer	41.191	3	5 van Zijverden - Weijs	1:53.830	1:54.506	4
4	7 de Back - Meijer	30.873	5 van Zijverden - Weijs	41.629	77 José Barros	41.430	4	16 Leonov - Piana	1:53.991	1:54.671	5
5	77 José Barros	30.948	7 de Back - Meijer	41.636	16 Leonov - Piana	41.432	5	4 Stifter - Laurini	1:54.100	1:54.697	6
6	911 Martins - Svepes	31.266	16 Leonov - Piana	41.877	5 van Zijverden - Weijs	41.460	6	77 José Barros	1:54.339	1:55.400	7
7	6 Zaenen - Salubre	31.383	1 Luvisi - Delli Guanti	41.921	911 Martins - Svepes	41.612	7	911 Martins - Svepes	1:54.404	1:54.497	3
8	11 Pinheiro - Sampaio	31.400	77 José Barros	41.961	6 Zaenen - Salubre	41.686	8	6 Zaenen - Salubre	1:55.506	1:55.797	8
9	4 Stifter - Laurini	31.516	6 Zaenen - Salubre	42.437	11 Pinheiro - Sampaio	42.087	9	11 Pinheiro - Sampaio	1:56.338	1:56.625	9
10	87 Monteiro jr - Marcondes	31.998	27 Martinelli - Pedrini	42.654	27 Martinelli - Pedrini	43.159	10	1 Luvisi - Delli Guanti	1:57.214	2:59.668	12
11	1 Luvisi - Delli Guanti	32.095	87 Monteiro jr - Marcondes	42.780	87 Monteiro jr - Marcondes	43.171	11	87 Monteiro jr - Marcondes	1:57.949	1:57.998	10
12	27 Martinelli - Pedrini	32.175	11 Pinheiro - Sampaio	42.851	1 Luvisi - Delli Guanti	43.198	12	27 Martinelli - Pedrini	1:57.988	1:58.275	11



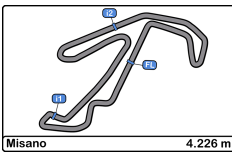


Misano
GT Cup Europe
Private test
Best 5 Lap Times



Cl	N° Entrant/Team	Nat	Driver 1	Nat	Driver 2	Nat	Vehicle	Cat	Cl	Best 1		Best 2		Best 3		Best 4		Best 5	
										Time	Lap	Time	Lap	Time	Lap	Time	Lap	Time	Lap
1	69 Zanasi Racing	ITA	Marco Zanasi	ITA	Andreo Belicchi	ITA	Ferrari 296 Challenge	PROAM	1	1:51.498	2	1:52.523	5	1:53.765	9	1:54.203	12	1:54.518	11
2	7 Hans Weijs Motorsport	NLD	Jurriaan de Back	NLD	Paul Meijer	NLD	Porsche 992 GT3 Cup	SILVER	1	1:53.845	15	1:54.140	14	1:54.648	11	1:55.050	10	1:57.189	6
3	911 LMR Motorsport	PRT	Leandro Martins	BRA	Dieter Svepes	AUT	Porsche 992 GT3 Cup	AM	1	1:54.497	8	1:54.740	5	1:54.848	6	1:55.385	3	1:55.982	4
4	5 Hans Weijs Motorsport	NLD	Rick van Zijverden	NLD	Hans Weijs	NLD	Porsche 992 GT3 Cup	AM*	2	1:54.506	14	1:54.680	15	1:55.007	6	1:55.107	16	1:55.442	7
5	16 Volcano Motorsport	ESP	Evgenii Leonov	ITA	Gabriele Piana	ITA	Porsche 992 GT3 Cup	AM	3	1:54.671	6	1:54.707	4	1:55.096	7	1:55.535	2	1:56.719	3
6	4 BiRace Motorsport	ITA	Diego Stifter	ITA	Lodovico Laurini	ITA	Porsche 992 GT3 Cup	SILVER	2	1:54.697	8	1:54.742	14	1:54.925	9	1:55.207	12	1:55.232	13
7	77 AF Motorsport	PRT	José Barros	PRT			Porsche 992 GT3 Cup	SILVER	3	1:55.400	10	1:55.484	15	1:55.734	16	1:55.775	13	1:56.068	7
8	6 Hans Weijs Motorsport	NLD	Lars Zaenen	BEL	Fgani A. Salubre	PHL	Porsche 992 GT3 Cup	PROAM*	2	1:55.797	14	1:56.217	13	1:56.697	11	1:57.308	9	1:57.561	12
9	11 LMR Motorsport	PRT	Bernardo Lucas Pinheiro	BRA	Flávio Sampaio	BRA	Porsche 992 GT3 Cup	PROAM	3	1:56.625	7	1:56.713	9	1:56.895	8	1:57.781	6	1:59.346	5
10	87 GDL Racing	SMR	Nelson Monteiro jr	BRA	Nelson Marcondes	BRA	Porsche 992 GT3 Cup	AM	4	1:57.998	12	1:59.223	11	1:59.475	7	1:59.842	6	2:00.504	10
11	27 FAEMS Team by Ebimotors	ITA	Matteo Martinelli	ITA	Giacomo Pedrini	ITA	Porsche 992 GT3 Cup	SILVER	4	1:58.275	13	2:00.370	9	2:00.977	12	2:02.357	6	2:03.988	8
12	1 FAEMS Team by Ebimotors	ITA	Matteo Luvisi	ITA	Pietro Delli Guanti	ITA	Porsche 992 GT3 Cup	SILVER	5	2:59.668	2	3:09.920	3	3:13.649	4	3:23.255	5		



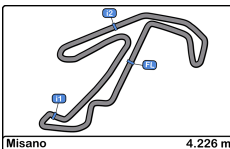


Misano
GT Cup Europe
Private test
Best 5 Top Speeds



Cl	N° Entrant/Team	Nat	Driver 1	Nat	Driver 2	Nat	Vehicle	Cat	Cl	Top 1		Top 2		Top 3		Top 4		Top 5		Avg
										Km/h	Lap	Km/h	Lap	Km/h	Lap	Km/h	Lap	Km/h	Lap	
1	69 Zanasi Racing	ITA	Marco Zanasi	ITA	Andreo Belicchi	ITA	Ferrari 296 Challenge	PROAM	1	230.2	9	229.7	4	229.2	11	228.8	5	228.3	2	229.3
2	4 BiRace Motorsport	ITA	Diego Stifter	ITA	Lodovico Laurini	ITA	Porsche 992 GT3 Cup	SILVER	1	215.1	13	214.7	12	214.2	3	214.2	10	214.2	14	214.5
3	7 Hans Weijs Motorsport	NLD	Jurriaan de Back	NLD	Paul Meijer	NLD	Porsche 992 GT3 Cup	SILVER	2	215.1	11	215.1	15	214.7	14	213.8	4	213.8	10	214.5
4	5 Hans Weijs Motorsport	NLD	Rick van Zijverden	NLD	Hans Weijs	NLD	Porsche 992 GT3 Cup	AM*	1	214.7	6	214.7	14	214.2	5	214.2	16	213.8	4	214.3
5	911 LMR Motorsport	PRT	Leandro Martins	BRA	Dieter Svepes	AUT	Porsche 992 GT3 Cup	AM	2	214.7	9	214.7	16	214.7	18	214.2	3	214.2	8	214.5
6	1 FAEMS Team by Ebimotors	ITA	Matteo Luvisi	ITA	Pietro Delli Guanti	ITA	Porsche 992 GT3 Cup	SILVER	3	213.4	4	210.9	6	209.3	3	183.9	5	180.3	1	199.5
7	16 Volcano Motorsport	ESP	Evgenii Leonov	ITA	Gabriele Piana	ITA	Porsche 992 GT3 Cup	AM	3	213.0	8	212.5	6	212.1	2	212.1	15	212.1	16	212.4
8	27 FAEMS Team by Ebimotors	ITA	Matteo Martinelli	ITA	Giacomo Pedrini	ITA	Porsche 992 GT3 Cup	SILVER	4	213.0	13	212.5	15	210.1	12	208.4	9	205.3	6	209.9
9	6 Hans Weijs Motorsport	NLD	Lars Zaenen	BEL	Fgani A. Salubre	POL	Porsche 992 GT3 Cup	PROAM*	2	212.5	8	212.5	9	212.5	12	212.1	14	211.7	5	212.3
10	87 GDL Racing	SMR	Nelson Monteiro jr	BRA	Nelson Marcondes	BRA	Porsche 992 GT3 Cup	AM	4	212.5	12	212.1	6	211.7	7	211.7	8	211.3	13	211.9
11	11 LMR Motorsport	PRT	Bernardo Lucas Pinheiro	PRT	Flávio Sampaio	BRA	Porsche 992 GT3 Cup	PROAM	3	212.1	7	211.7	6	211.3	10	210.9	4	210.9	5	211.4
12	77 AF Motorsport	PRT	José Barros	PRT			Porsche 992 GT3 Cup	SILVER	5	212.1	11	211.3	8	210.9	16	210.5	10	210.5	14	211.1





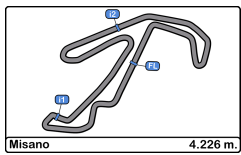
Misano
GT Cup Europe
Private test



Fastest Laps Sequence

Lap	Time of Day	Session Time	N° Entrant/Team	Nat	Driver 1	Nat	Driver 2	Nat	Vehicle	Cat	Time	Km/h
2	9:04:27.331	4:27.331	16 Volcano Motorsport	ESP	Evgenii Leonov	ITA	Gabriele Piana	ITA	Porsche 992 GT3 Cup	AM	1:55.535	131.6
2	9:04:29.644	4:29.644	69 Zanasi Racing	ITA	Marco Zanasi	ITA	Andreo Belicchi	ITA	Ferrari 296 Challenge	PROAM	1:51.498	136.4





Misano
GT Cup Europe
Private test
Pit Stop Analysis



1 Matteo Luvisi Porsche 992 GT3 Cup

SILVER Pietro Delli Guanti FAEMS Team by Ebimotors

N°	In Day Time	In Time	Out Time	Pit Time	T. Pit Time	Handicap	Diff.
1	9:05:47.946	9:05:47.946	9:07:02.403	1:14.457	1:14.457		
2	9:09:00.958	9:09:00.958	9:10:13.064	1:12.106	2:26.563		
3	9:12:11.591	9:12:11.591	9:13:25.955	1:14.364	3:40.927		
4	9:15:37.896	9:15:37.896	9:16:50.024	1:12.128	4:53.055		

4 Diego Stifter Porsche 992 GT3 Cup

SILVER Lodovico Laurini BiRace Motorsport

N°	In Day Time	In Time	Out Time	Pit Time	T. Pit Time	Handicap	Diff.
1	9:12:04.452	9:12:04.452	9:21:21.999	9:17.547	9:17.547		
2	9:31:05.703	9:31:05.703	9:32:40.427	1:34.724	10:52.271		

5 Rick van Zijverden Porsche 992 GT3 Cup

AM* Hans Weijs Hans Weijs Motorsport

N°	In Day Time	In Time	Out Time	Pit Time	T. Pit Time	Handicap	Diff.
1	9:16:51.476	9:16:51.476	9:22:29.210	5:37.734	5:37.734		

6 Lars Zaenen Porsche 992 GT3 Cup

PROAM* Fgani A. Salubre Hans Weijs Motorsport

N°	In Day Time	In Time	Out Time	Pit Time	T. Pit Time	Handicap	Diff.
1	9:07:18.843	9:07:18.843	9:18:31.306	11:12.463	11:12.463		

7 Jurriaan de Back Porsche 992 GT3 Cup

SILVER Paul Meijer Hans Weijs Motorsport

N°	In Day Time	In Time	Out Time	Pit Time	T. Pit Time	Handicap	Diff.
1	9:15:16.544	9:15:16.544	9:20:36.623	5:20.079	5:20.079		
2	9:30:47.303	9:30:47.303	9:32:12.331	1:25.028	6:45.107		

16 Evgenii Leonov Porsche 992 GT3 Cup

AM Gabriele Piana Volcano Motorsport

N°	In Day Time	In Time	Out Time	Pit Time	T. Pit Time	Handicap	Diff.
1	9:15:58.479	9:15:58.479	9:18:11.244	2:12.765	2:12.765		

27 Matteo Martinelli Porsche 992 GT3 Cup

SILVER Giacomo Pedrini FAEMS Team by Ebimotors

N°	In Day Time	In Time	Out Time	Pit Time	T. Pit Time	Handicap	Diff.
1	9:32:45.438	9:32:45.438	9:35:15.488	2:30.050	2:30.050		
2	9:37:18.049	9:37:18.049	9:38:25.750	1:07.701	3:37.751		

69 Marco Zanasi Ferrari 296 Challenge

PROAM Andreo Belicchi Zanasi Racing

N°	In Day Time	In Time	Out Time	Pit Time	T. Pit Time	Handicap	Diff.
1	9:06:20.253	9:06:20.253	9:08:21.693	2:01.440	2:01.440		
2	9:14:01.366	9:14:01.366	9:17:13.456	3:12.090	5:13.530		
3	9:30:52.045	9:30:52.045	9:32:26.777	1:34.732	6:48.262		

77 José Barros Porsche 992 GT3 Cup

SILVER AF Motorsport

N°	In Day Time	In Time	Out Time	Pit Time	T. Pit Time	Handicap	Diff.
1	9:05:13.112	9:05:13.112	9:07:04.663	1:51.551	1:51.551		
2	9:19:25.222	9:19:25.222	9:22:09.464	2:44.242	4:35.793		

87 Nelson Monteiro jr Porsche 992 GT3 Cup

AM Nelson Marcondes GDL Racing

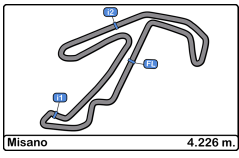
N°	In Day Time	In Time	Out Time	Pit Time	T. Pit Time	Handicap	Diff.
1	9:16:49.030	9:16:49.030	9:20:40.039	3:51.009	3:51.009		
2	9:30:50.128	9:30:50.128	9:33:22.547	2:32.419	6:23.428		

911 Leandro Martins Porsche 992 GT3 Cup

AM Dieter Svepes LMR Motorsport

N°	In Day Time	In Time	Out Time	Pit Time	T. Pit Time	Handicap	Diff.
1	9:18:18.861	9:18:18.861	9:21:32.782	3:13.921	3:13.921		

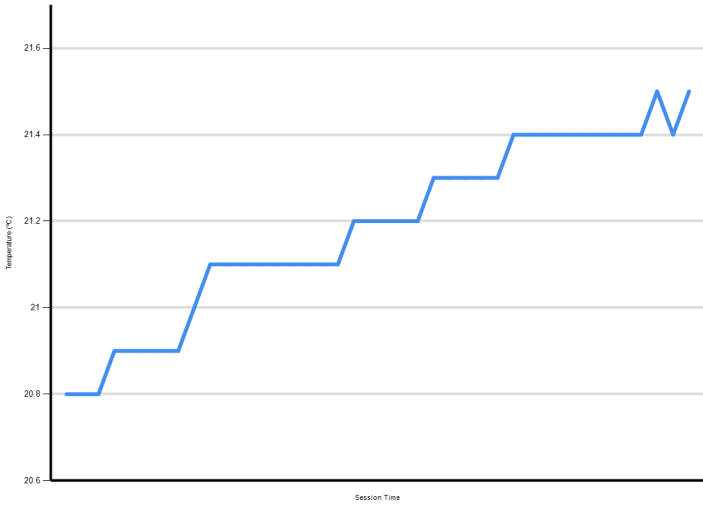




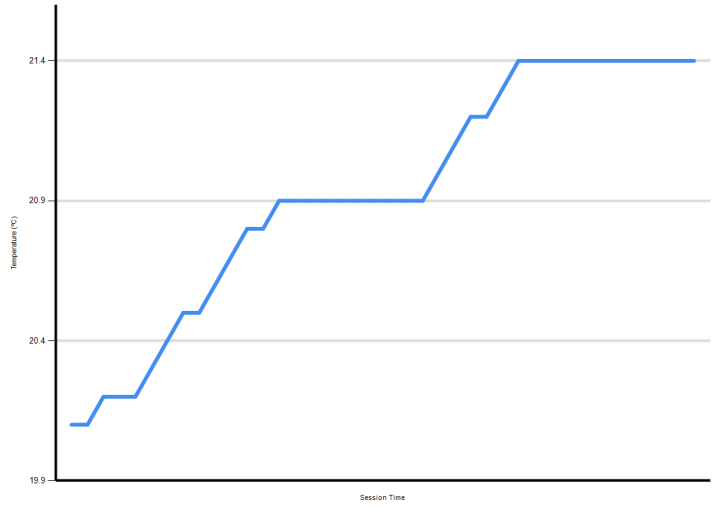
Misano
GT Cup Europe
Private test
Weather Report



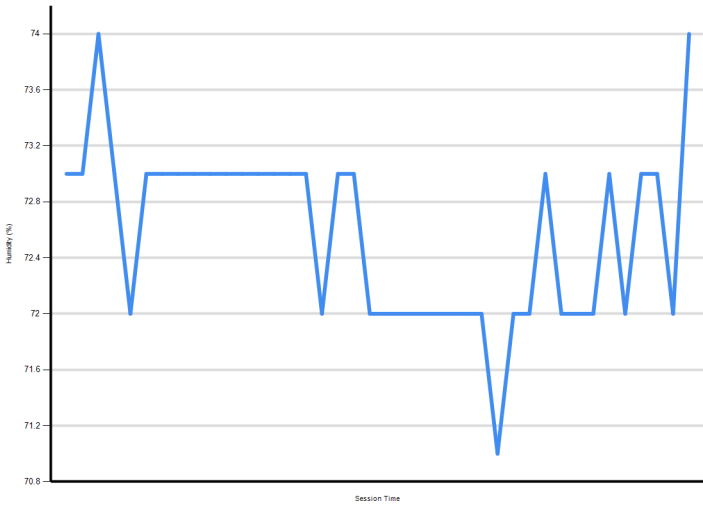
Air Temperature



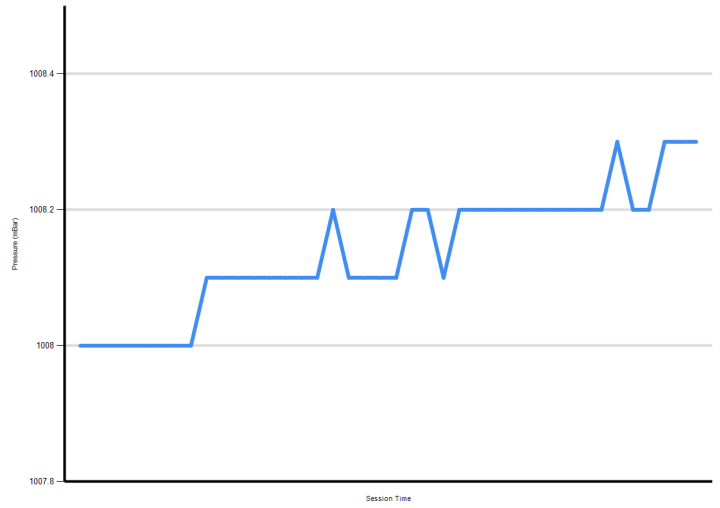
Track Temperature



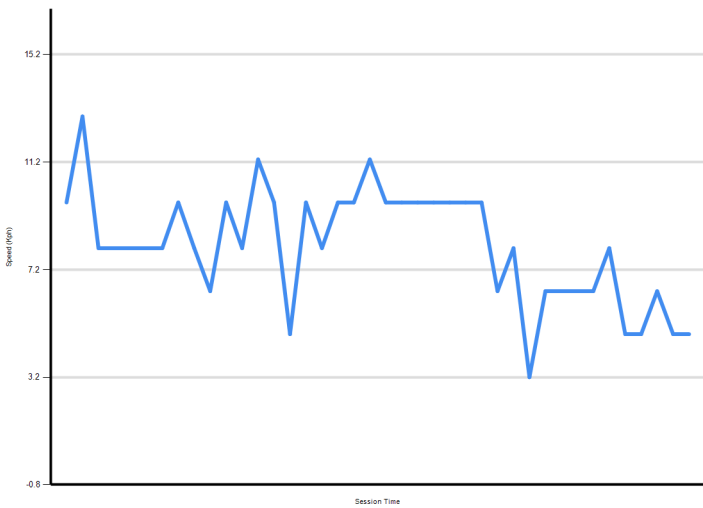
Humidity



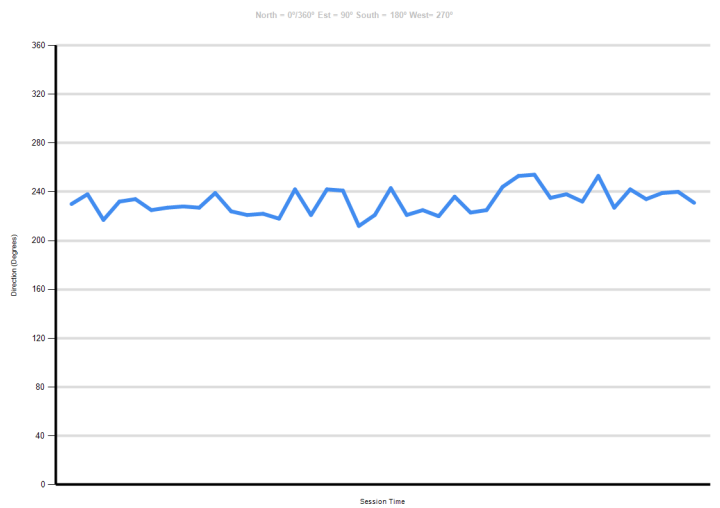
Pressure



Wind Speed



Wind direction



North = 0°/360° East = 90° South = 180° West = 270°

