

**Misano**  
**GT Cup Europe**  
**Free Practice - 2**  
**Provisional Results**



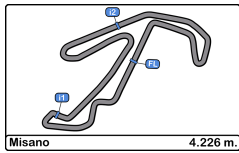
Cls	Nº	Entrant/Team	Nat	Driver 1	Nat	Driver 2	Nat	Vehicle	Cat	Cls	Laps	Best	Time	Gap	Interval	Km/h
1	7	Hans Weijs Motorsport	NLD	Jurriaan de Back	NLD	Paul Meijer	NLD	Porsche 992 GT3 Cup	SILVER	1	24	24	1:35.820			158.7
2	22	ZRS Motorsport	ITA	Simone Iaquina	ITA	Ludovico Longoni	ITA	Porsche 992 GT3 Cup	SILVER	2	19	18	1:36.560	0.740	0.740	157.5
3	1	FAEMS Team by Ebimotors	ITA	Matteo Luvisi	ITA	Pietro Delli Guanti	ITA	Porsche 992 GT3 Cup	SILVER	3	14	14	1:36.560	0.740	0.000	157.5
4	5	Hans Weijs Motorsport	NLD	Rick van Zijverden	NLD	Hans Weijs	NLD	Porsche 992 GT3 Cup	AM*	1	25	25	1:37.251	1.431	0.691	156.4
5	44	GDL Racing	SMR	H. de Mello	BRA	Giacomo Giubergia	ITA	Porsche 992 GT3 Cup	AM	2	20	18	1:37.382	1.562	0.131	156.2
6	27	FAEMS Team by Ebimotors	ITA	Matteo Martinelli	ITA	Giacomo Pedrini	ITA	Porsche 992 GT3 Cup	SILVER	4	15	15	1:37.402	1.582	0.020	156.1
7	18	Target Racing	ITA	Pierluigi Alessandri	ITA		ITA	Ferrari 296 Challenge	AM	3	14	14	1:37.632	1.812	0.230	155.8
8	4	BiRace Motorsport	ITA	Diego Stifter	ITA	Lodovico Laurini	ITA	Porsche 992 GT3 Cup	SILVER	5	21	17	1:37.651	1.831	0.019	155.7
9	14	GT Corse	ESP	Alejandro Barambio Perea	ESP	Borja García	ESP	Porsche 992 GT3 Cup	PROAM	1	16	15	1:37.758	1.938	0.107	155.6
10	55	SP Racing Team	ITA	Stefano Zerbi	ITA	Matias Russo	ARG	Porsche 992 GT3 Cup	PROAM	2	15	13	1:37.807	1.987	0.049	155.5
11	6	Hans Weijs Motorsport	NLD	Lars Zaenen	BEL	Fgani A. Salubre	PHL	Porsche 992 GT3 Cup	PROAM*	3	24	20	1:38.032	2.212	0.225	155.1
12	911	LMR Motorsport	PRT	Leandro Martins	BRA	Dieter Svepes	AUT	Porsche 992 GT3 Cup	AM	4	15	14	1:38.154	2.334	0.122	154.9
13	19	Tsunami RT	SMR	Fernando Navarrete	ESP	Fernando Pedrera	ESP	Porsche 992 GT3 Cup	AM	5	25	16	1:38.269	2.449	0.115	154.8
14	16	Volcano Motorsport	ESP	Evgenii Leonov	ITA	Gabriele Piana	ITA	Porsche 992 GT3 Cup	PROAM	4	27	26	1:38.627	2.807	0.358	154.2
15	77	AF Motorsport	PRT	José Barros	PRT		PRT	Porsche 992 GT3 Cup	SILVER	6	23	23	1:38.821	3.001	0.194	153.9
16	78	Tsunami RT	SMR	Davide Scannicchio	ITA	Fabio Babini	ITA	Porsche 992 GT3 Cup	PROAM	5	24	11	1:39.674	3.854	0.853	152.6
17	87	GDL Racing	SMR	Nelson Monteiro jr	BRA	Nelson Marcondes	BRA	Porsche 992 GT3 Cup	AM	6	24	24	1:40.014	4.194	0.340	152.1
18	11	LMR Motorsport	PRT	Bernardo Lucas Pinheiro	BRA	Flávio Sampaio	BRA	Porsche 992 GT3 Cup	PROAM	6	20	11	1:40.883	5.063	0.869	150.8

Published at:.....

Track Temp: 26.5 °C Air Temp: 24.3 °C Humidity: 70 % Track Status: WET

<b>Race Director:</b>	Alessandro Ferrari ACI DGA 392080	<b>Timekeeper:</b>	Luis Garcia  JCR-2654-ESP/M
-----------------------	--------------------------------------	--------------------	-----------------------------------





Misano  
GT Cup Europe  
Free Practice - 2  
Track Limit



The Stewards, having received a report from Race Director, have considered the following matter and determine the following:

**Session** Free Practice - 2  
**Fact** The cars below did not use the track at the turns listed below

**Infringement** Breach of Appendix L Chapter IV Article 2 c) of the FIA International Sporting Code and Article 19.4/19.5 of the Sporting Regulations.

**Decision** Deletion of the lap times shown in accordance with Article 12.4.1.e of the FIA International Sporting Code.

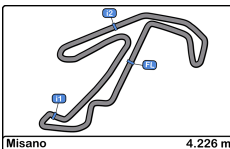
**Note**

- Certain decisions of the Stewards are subject to appeal (Article 15 of the FIA International Sporting Code).
- These penalties are not subject to appeal Article.12.3.4 of the FIA International Sporting Code and Article 16.5 of the Sporting Regulations.
- According to Article.12.3.3.b of the FIA International Sporting Code these decisions become immediately binding even in case of an appeal.

Ord	Turn	N° Driver	Entrant/Team	Time of Day	Lap Time
1	16	77 José Barros	AF Motorsport	16:58:00.571	2:06.258
2	16	77 José Barros	AF Motorsport	17:18:33.204	4:15.502
3	16	1 Luvisi - Delli Guanti	FAEMS Team by Ebimotors	17:22:21.574	1:38.559
4	16	4 Stifter - Laurini	BiRace Motorsport	17:22:37.289	1:38.494
5	6	44 de Mello - Giubergia	GDL Racing	17:25:15.011	1:53.455
6	6	14 Barambio Perea - García	GT Corse	17:25:41.711	3:52.263
7	16	5 van Zijverden - Weijs	Hans Weijs Motorsport	17:28:58.878	1:56.105
8	6	77 José Barros	AF Motorsport	17:30:11.674	1:39.158
9	16	4 Stifter - Laurini	BiRace Motorsport	17:30:26.252	2:55.138
10	16	1 Luvisi - Delli Guanti	FAEMS Team by Ebimotors	17:31:58.584	1:57.057
11	6	16 Leonov - Piana	Volcano Motorsport	17:32:54.784	1:39.007
12	16	44 de Mello - Giubergia	GDL Racing	17:33:20.304	1:38.987
13	6	19 Navarrete - Pedrera	Tsunami RT	17:33:41.911	1:42.058
14	16	27 Martinelli - Pedrini	FAEMS Team by Ebimotors	17:33:57.965	1:38.714
15	16	22 Iaquina - Longoni	ZRS Motorsport	17:36:06.162	1:36.852
16	16	16 Leonov - Piana	Volcano Motorsport	17:36:14.384	1:40.930
17	16	1 Luvisi - Delli Guanti	FAEMS Team by Ebimotors	17:37:01.096	1:44.006
18	6	77 José Barros	AF Motorsport	17:37:04.269	1:50.609
19	16	27 Martinelli - Pedrini	FAEMS Team by Ebimotors	17:38:55.844	1:37.799

The Stewards:





**Misano**  
**GT Cup Europe**  
**Free Practice - 2**  
**Provisional Results by Category**



SILVER																
Cls	N°	Entrant/Team	Nat	Driver 1	Nat	Driver 2	Nat	Vehicle	Cat	Cls	Laps	Best	Time	Gap	Interval	Km/h
1	7	Hans Weijs Motorsport	NLD	Jurriaan de Back	NLD	Paul Meijer	NLD	Porsche 992 GT3 Cup	SILVER	1	24	24	1:35.820			158.7
2	22	ZRS Motorsport	ITA	Simone Iaquina	ITA	Ludovico Longoni	ITA	Porsche 992 GT3 Cup	SILVER	2	19	18	1:36.560	0.740	0.740	157.5
3	1	FAEMS Team by Ebimotors	ITA	Matteo Luvisi	ITA	Pietro Delli Guanti	ITA	Porsche 992 GT3 Cup	SILVER	3	14	14	1:36.560	0.740	0.000	157.5
4	27	FAEMS Team by Ebimotors	ITA	Matteo Martinelli	ITA	Giacomo Pedrini	ITA	Porsche 992 GT3 Cup	SILVER	4	15	15	1:37.402	1.582	0.842	156.1
5	4	BiRace Motorsport	ITA	Diego Stifter	ITA	Lodovico Laurini	ITA	Porsche 992 GT3 Cup	SILVER	5	21	17	1:37.651	1.831	0.249	155.7
6	77	AF Motorsport	PRT	José Barros	PRT			Porsche 992 GT3 Cup	SILVER	6	23	23	1:38.821	3.001	1.170	153.9

AM																
Cls	N°	Entrant/Team	Nat	Driver 1	Nat	Driver 2	Nat	Vehicle	Cat	Cls	Laps	Best	Time	Gap	Interval	Km/h
1	5	Hans Weijs Motorsport	NLD	Rick van Zijverden	NLD	Hans Weijs	NLD	Porsche 992 GT3 Cup	AM*	1	25	25	1:37.251			156.4
2	44	GDL Racing	BRA	H. de Mello	BRA	Giacomo Giubergia	ITA	Porsche 992 GT3 Cup	AM	2	20	18	1:37.382	0.131	0.131	156.2
3	18	Target Racing	ITA	Pierluigi Alessandri	ITA			Ferrari 296 Challenge	AM	3	14	14	1:37.632	0.381	0.250	155.8
4	911	LMR Motorsport	PRT	Leandro Martins	BRA	Dieter Svepes	AUT	Porsche 992 GT3 Cup	AM	4	15	14	1:38.154	0.903	0.522	154.9
5	19	Tsunami RT	SMR	Fernando Navarrete	ESP	Fernando Pedrera	ESP	Porsche 992 GT3 Cup	AM	5	25	16	1:38.269	1.018	0.115	154.8
6	87	GDL Racing	BRA	Nelson Monteiro jr	BRA	Nelson Marcondes	BRA	Porsche 992 GT3 Cup	AM	6	24	24	1:40.014	2.763	1.745	152.1

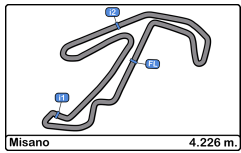
PROAM																
Cls	N°	Entrant/Team	Nat	Driver 1	Nat	Driver 2	Nat	Vehicle	Cat	Cls	Laps	Best	Time	Gap	Interval	Km/h
1	14	GT Corse	ESP	Alejandro Barambio Perea	ESP	Borja García	ESP	Porsche 992 GT3 Cup	PROAM	1	16	15	1:37.758			155.6
2	55	SP Racing Team	ITA	Stefano Zerbi	ITA	Matias Russo	ARG	Porsche 992 GT3 Cup	PROAM	2	15	13	1:37.807	0.049	0.049	155.5
3	6	Hans Weijs Motorsport	NLD	Lars Zaenen	BEL	Fgani A. Salubre	PHL	Porsche 992 GT3 Cup	PROAM*	3	24	20	1:38.032	0.274	0.225	155.1
4	16	Volcano Motorsport	ESP	Evgenii Leonov	ITA	Gabriele Piana	ITA	Porsche 992 GT3 Cup	PROAM	4	27	26	1:38.627	0.869	0.595	154.2
5	78	Tsunami RT	SMR	Davide Scannicchio	ITA	Fabio Babini	ITA	Porsche 992 GT3 Cup	PROAM	5	24	11	1:39.674	1.916	1.047	152.6
6	11	LMR Motorsport	PRT	Bernardo Lucas Pinheiro	PRT	Flávio Sampaio	BRA	Porsche 992 GT3 Cup	PROAM	6	20	11	1:40.883	3.125	1.209	150.8

Published at:.....

Track Temp: **26.5 °C** Air Temp: **24.3 °C** Humidity: **70 %** Track Status: **WET**

<b>Race Director:</b>	Alessandro Ferrari ACI DGA 392080	<b>Timekeeper:</b>	Luis Garcia <i>[Signature]</i> JCR-2654-ESP/M
-----------------------	--------------------------------------	--------------------	---



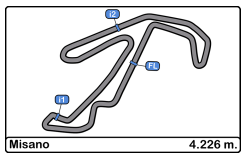


Misano  
GT Cup Europe  
Free Practice - 2  
Lap Analysis



1 Matteo Luvisi Porsche 992 GT3 Cup							5 Rick van Zijverden Porsche 992 GT3 Cup								
SILVER Pietro Delli Guanti FAEMS Team by Ebimotors							AM* Hans Weijs Hans Weijs Motorsport								
Lap	D	Time	Sector 1	Sector 2	Sector 3	T. Spd	Elapsed	Lap	D	Time	Sector 1	Sector 2	Sector 3	T. Spd	Elapsed
1		17:14:58.408 P			17:14:58.408		17:14:58.408	1		16:52:24.371	16:50:55.323	44.469	44.579	206.5	16:52:24.371
2		2:21.338	52.132	47.713	41.493	173.3	17:17:19.746	2		1:52.617	30.615	42.291	39.711	209.3	16:54:16.988
3		1:43.427	27.800	38.498	37.129	212.5	17:19:03.173	3		1:51.829	31.140	41.745	38.944	209.7	16:56:08.817
4		1:39.842	26.491	37.737	35.614	213.8	17:20:43.015	4		1:50.038	30.352	40.846	38.840	209.7	16:57:58.855
5		<del>1:39.559</del>	25.845	37.371	35.343	213.8	17:22:21.574	5		1:48.551	29.751	40.427	38.373	209.3	16:59:47.406
6		1:37.891	25.839	37.019	35.033	214.7	17:23:59.465	6		1:49.343	30.196	40.328	38.819	209.3	17:01:36.749
7		1:37.619	25.776	36.929	34.914	215.1	17:25:37.084	7		4:24.894 P	29.653	40.889	3:14.352	209.7	17:06:01.643
8		1:37.370	25.636	36.819	34.915	214.2	17:27:14.454	8		2:31.769	49.798	51.004	50.967	121.0	17:08:33.412
9		2:47.073 P	25.698	36.667	1:44.708	215.5	17:30:01.527	9		1:55.232	34.035	41.042	40.155	208.8	17:10:28.644
10		<del>1:57.057</del>	42.653	37.387	37.017	213.0	17:31:58.584	10		1:47.309	30.581	38.896	37.832	212.1	17:12:15.953
11		1:41.554	26.784	36.966	37.804	215.5	17:33:40.138	11		1:44.317	27.540	39.325	37.452	213.0	17:14:00.270
12		1:36.952	25.676	36.699	34.577	214.7	17:35:17.090	12		1:41.197	27.102	37.868	36.227	213.4	17:15:41.467
13		<del>1:44.006</del>	25.400	38.526	40.080	176.7	17:37:01.096	13		1:40.695	26.996	37.940	35.759	213.8	17:17:22.162
14		1:36.560	25.395	36.502	34.663	214.7	17:38:37.656	14		1:42.635	26.641	37.890	38.104	213.8	17:19:04.797
15			25.941	36.583		216.0		15		2:41.916 P	27.423	39.226	1:35.267	212.1	17:21:46.713
16								16		1:56.582	42.507	37.815	36.260	213.8	17:23:43.295
17								17		1:40.044	26.859	37.592	35.593	214.7	17:25:23.339
18								18		1:39.434	26.436	37.431	35.567	214.2	17:27:02.773
19								19		<del>1:56.405</del>	28.162	42.427	45.516	167.4	17:28:58.878
20		16:52:05.779	16:50:41.712	43.022	41.045	206.8	16:52:05.779	20		2:55.751 P	26.482	38.162	1:51.107	214.2	17:31:54.629
21		1:51.082	31.222	41.508	38.352	210.9	16:53:56.861	21		2:08.097	44.663	40.766	42.668	199.6	17:34:02.726
22		4:18.344 P	32.058	42.245	3:04.041	210.9	16:58:15.205	22		1:40.619	27.259	37.912	35.448	213.4	17:35:43.345
23		2:02.044	43.267	40.524	38.253	209.3	17:00:17.249	23		1:37.843	25.773	37.092	34.978	214.2	17:37:21.188
24		1:47.626	29.536	40.315	37.775	208.8	17:02:04.875	24		1:37.640	25.868	36.861	34.911	214.7	17:38:58.828
25		1:48.452	29.261	40.038	39.153	211.3	17:03:53.327	25		1:37.251	25.908	36.778	34.565	214.2	17:40:36.079
26		1:47.018	28.923	39.549	38.546	211.7	17:05:40.345	26			32.755	50.528		132.0	
27		3:08.975 P	28.599	39.544	2:00.832	210.9	17:08:49.320	27							
28		2:04.868	44.983	41.474	38.411	208.8	17:10:54.188	28							
29		1:41.555	27.199	38.452	35.904	213.8	17:12:35.743	29							
30		1:38.971	26.358	37.409	35.204	213.4	17:14:14.714	30							
31		1:38.272	26.053	37.214	35.005	213.8	17:15:52.986	31							
32		3:06.913 P	26.285	37.377	2:03.251	214.2	17:18:59.899	32							
33		1:58.896	45.294	38.185	35.417	210.9	17:20:58.795	33		3:10.162 P	30.115	42.001	1:58.046	206.1	16:59:06.751
34		<del>1:38.494</del>	26.083	37.309	35.102	213.0	17:22:37.289	34		2:19.442	47.661	48.208	43.573	204.9	17:01:26.193
35		1:38.455	26.147	37.173	35.135	213.4	17:24:15.744	35		1:50.580	30.639	40.355	39.586	210.9	17:03:16.773
36		1:37.651	26.002	36.749	34.900	213.8	17:25:53.395	36		1:45.102	28.320	38.655	38.127	212.1	17:05:01.875
37		1:37.719	25.973	36.853	34.893	214.2	17:27:31.114	37		1:43.486	27.686	38.642	37.158	211.3	17:06:45.361
38		<del>2:55.438</del>	25.958	1:51.421	37.759	213.0	17:30:26.252	38		1:43.469	27.310	38.817	37.342	211.7	17:08:28.830
39		3:24.218 P	26.589	39.962	2:17.667	213.0	17:33:50.470	39		1:42.284	27.345	38.422	36.517	213.8	17:10:11.114
40		2:00.853	42.475	42.349	36.029	190.8	17:35:51.323	40		1:42.591	27.061	38.311	37.219	213.0	17:11:53.705
41			26.013	37.172		214.2		41		4:32.947 P	47.238	49.175	2:56.534	206.8	17:16:26.652
42								42		1:59.396	44.458	38.520	36.418	213.4	17:18:26.048
43								43		1:39.595	26.425	37.516	35.654	214.2	17:20:05.643
44								44		1:41.874	26.376	39.899	35.599	214.2	17:21:47.517
45								45		1:39.724	26.119	37.584	36.021	214.7	17:23:27.241
46								46		2:44.508 P	25.952	37.336	1:41.220	214.2	17:26:11.749
47								47		2:14.805	45.455	47.666	41.684	135.3	17:28:26.554
48								48		1:49.911	28.684	41.640	39.587	210.9	17:30:16.465
49								49		1:38.602	26.027	37.338	35.237	215.1	17:31:55.067
50								50		1:38.032	25.784	37.198	35.050	214.7	17:33:33.099
51								51		1:38.179	25.624	37.401	35.154	215.1	17:35:11.278
52								52		1:39.072	26.223	37.567	35.282	215.5	17:36:50.350
53								53		1:38.318	25.698	37.335	35.285	214.7	17:38:28.668
54								54		1:38.175	25.883	37.283	35.009	215.1	17:40:06.843
55								55			28.087	39.228		206.8	



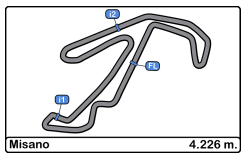


Misano  
GT Cup Europe  
Free Practice - 2  
Lap Analysis



7							14																											
SILVER			Jurriaan de Back				Porsche 992 GT3 Cup				Alejandro Barambio Perea			Porsche 992 GT3 Cup																				
Paul Meijer							Hans Weijts Motorsport							PROAM							Borja García							GT Corse						
Lap	D	Time	Sector 1	Sector 2	Sector 3	T. Spd	Elapsed	Lap	D	Time	Sector 1	Sector 2	Sector 3	T. Spd	Elapsed																			
1		16:52:05.579	16:50:41.178	42.725	41.676	205.3	16:52:05.579	1		17:08:19.121	P			17:08:19.121	17:08:19.121																			
2		1:53.490	32.125	41.585	39.780	210.1	16:53:59.069	2		2:32.284		52.492	49.895	49.897	129.0	17:10:51.405																		
3		1:52.599	31.367	41.505	39.727	211.3	16:55:51.668	3		1:56.158		32.568	45.453	38.137	214.2	17:12:47.563																		
4		1:50.786	30.779	40.915	39.092	211.3	16:57:42.454	4		1:45.837		28.907	39.955	36.975	214.7	17:14:33.400																		
5		4:23.254	P	30.710	40.858	3:11.686	209.3	17:02:05.708	5		1:42.118		27.019	38.830	36.269	214.7	17:16:15.518																	
6		2:40.691		57.215	55.000	48.476	135.0	17:04:46.399	6		1:48.596		30.446	40.876	37.274	213.4	17:18:04.114																	
7		1:50.308		30.383	40.551	39.374	169.2	17:06:36.707	7		1:40.453		26.310	38.280	35.863	213.8	17:19:44.567																	
8		1:44.006		28.027	38.463	37.516	212.5	17:08:20.713	8		2:04.881	P	29.219	41.787	53.875	214.2	17:21:49.448																	
9		1:42.239		27.636	38.084	36.519	213.8	17:10:02.952	9		<del>3:52.263</del>		2:11.431	58.697	42.135	86.8	17:25:41.711																	
10		1:41.415		27.385	37.820	36.210	214.2	17:11:44.367	10		1:40.040		26.516	38.002	35.522	214.2	17:27:21.751																	
11		1:40.829		26.834	37.821	36.174	214.7	17:13:25.196	11		1:38.841		26.131	37.451	35.259	215.1	17:29:00.592																	
12		1:39.693		26.618	37.426	35.649	214.7	17:15:04.889	12		1:51.695		26.076	48.115	37.504	141.7	17:30:52.287																	
13		2:55.543	P	26.906	37.347	1:51.290	215.1	17:18:00.432	13		1:38.353		25.909	37.220	35.224	215.1	17:32:30.640																	
14		1:58.232		43.469	37.698	37.065	214.7	17:19:58.664	14		1:38.017		25.945	37.144	<b>34.928</b>	214.7	17:34:08.657																	
15		1:40.067		26.804	37.394	35.869	215.1	17:21:38.731	15		<b>1:37.758</b>		25.848	<b>36.921</b>	34.989	216.0	17:35:46.415																	
16		1:39.054		26.364	37.254	35.436	214.7	17:23:17.785	16		2:00.777		32.752	43.995	44.030	82.6	17:37:47.192																	
17		6:05.273	P	26.296	37.408	5:01.569	215.5	17:29:23.058	17				<b>25.754</b>	37.228		215.5																		
18		2:23.101		48.226	49.937	44.938	90.5	17:31:46.159	<b>16</b>							Evgenii Leonov							Porsche 992 GT3 Cup											
19		1:42.163		28.448	38.088	35.627	209.7	17:33:28.322	PROAM							Gabriele Piana							Volcano Motorsport											
20		1:36.165		25.331	36.366	34.468	216.0	17:35:04.487	<b>Lap</b>	<b>D</b>	<b>Time</b>	<b>Sector 1</b>	<b>Sector 2</b>	<b>Sector 3</b>	<b>T. Spd</b>	<b>Elapsed</b>																		
21		1:40.500		26.915	38.029	35.556	214.7	17:36:44.987	1		16:52:20.944	16:50:54.481	43.629	42.834	206.5	16:52:20.944																		
22		1:35.917		<b>25.252</b>	36.373	<b>34.292</b>	216.0	17:38:20.904	2		1:55.593	31.380	42.396	41.817	207.6	16:54:16.537																		
23		1:36.056		25.277	36.329	34.450	216.0	17:39:56.960	3		1:55.337	32.749	42.287	40.301	207.6	16:56:11.874																		
24		<b>1:35.820</b>		25.316	<b>36.190</b>	34.314	216.0	17:41:32.780	4		1:53.334	30.969	41.835	40.530	207.6	16:58:05.208																		
25				30.998	46.135		158.5		5		1:53.398	31.211	41.270	40.917	210.1	16:59:58.606																		
<b>11</b>							Bernardo Lucas Pinheiro							Porsche 992 GT3 Cup																				
PROAM							Flávio Sampaio							LMR Motorsport																				
<b>Lap</b>	<b>D</b>	<b>Time</b>	<b>Sector 1</b>	<b>Sector 2</b>	<b>Sector 3</b>	<b>T. Spd</b>	<b>Elapsed</b>	<b>Lap</b>	<b>D</b>	<b>Time</b>	<b>Sector 1</b>	<b>Sector 2</b>	<b>Sector 3</b>	<b>T. Spd</b>	<b>Elapsed</b>																			
1		16:53:17.258	16:51:42.007	48.849	46.402	207.6	16:53:17.258	6		1:53.975	30.960	41.718	41.297	206.8	17:01:52.581																			
2		2:01.793	33.305	43.813	44.675	210.5	16:55:19.051	7		1:50.519	30.210	40.823	39.486	209.7	17:03:43.100																			
3		2:11.551	P	31.252	44.596	55.703	157.2	16:57:30.602	8		3:16.588	P	29.501	40.695	2:06.392	209.3	17:06:59.688																	
4		5:34.207		4:02.745	44.991	46.471	197.8	17:03:04.809	9		2:12.043	49.925	42.051	40.067	208.0	17:09:11.731																		
5		1:57.159		30.357	41.130	45.672	211.7	17:05:01.968	10		1:47.336	28.322	39.416	39.598	210.9	17:10:59.067																		
6		1:47.438		29.480	39.182	38.776	213.8	17:06:49.406	11		1:43.649	28.149	38.598	36.902	212.1	17:12:42.716																		
7		1:44.762		27.858	38.841	38.063	210.5	17:08:34.168	12		1:44.718	28.774	39.489	36.455	212.5	17:14:27.434																		
8		1:43.715		27.706	38.721	37.288	214.7	17:10:17.883	13		1:41.175	26.856	37.961	36.358	211.7	17:16:08.609																		
9		1:41.987		27.314	38.028	36.645	214.7	17:11:59.870	14		1:40.643	26.851	37.674	36.118	213.0	17:17:49.252																		
10		1:43.194		27.093	38.817	37.284	214.2	17:13:43.064	15		1:40.687	26.902	37.866	35.919	212.5	17:19:29.939																		
11		<b>1:40.883</b>		27.040	37.785	<b>36.058</b>	214.7	17:15:23.947	16		1:40.280	26.492	37.516	36.272	211.7	17:21:10.219																		
12		1:42.510		<b>26.670</b>	38.636	37.204	215.1	17:17:06.457	17		3:09.578	P	26.564	37.494	2:05.520	212.5	17:24:19.797																	
13		1:41.710		26.888	<b>37.469</b>	37.353	214.7	17:18:48.167	18		1:57.821	43.851	38.216	35.754	210.5	17:26:17.618																		
14		1:57.285	P	27.531	38.261	51.493	214.7	17:20:45.452	19		1:39.213	26.267	37.555	35.391	212.1	17:27:56.831																		
15		3:48.942		2:26.842	42.426	39.674	210.9	17:24:34.394	20		1:39.874	26.167	38.470	<b>35.237</b>	212.1	17:29:36.705																		
16		1:46.294		28.035	40.598	37.661	212.5	17:26:20.688	21		1:39.072	26.232	37.307	35.533	212.5	17:31:15.777																		
17		1:44.009		28.045	38.734	37.230	213.0	17:28:04.697	22		<del>4:30.007</del>		25.921	<b>37.044</b>	36.042	213.0	17:32:54.784																	
18		1:43.476		27.531	38.793	37.152	213.4	17:29:48.173	23		1:38.670	26.188	37.226	35.256	213.4	17:34:33.454																		
19		1:43.206		27.766	38.352	37.088	213.4	17:31:31.379	24		<del>1:40.930</del>		26.310	38.347	36.273	213.0	17:36:14.384																	
20		2:23.968	P	41.060	48.188	54.720	212.1	17:33:55.347	25		1:39.260	26.317	37.288	35.655	213.0	17:37:53.644																		
									26		<b>1:38.627</b>	26.099	37.184	35.344	212.5	17:39:32.271																		
									27		1:38.979	<b>25.885</b>	37.103	35.991	213.0	17:41:11.250																		
									28			26.956	45.139		174.1																			





Misano  
GT Cup Europe  
Free Practice - 2  
Lap Analysis



18 Pierluigi Alessandri Ferrari 296 Challenge 22 Simone Iaquina Porsche 992 GT3 Cup

AM Target Racing SILVER Ludovico Longoni ZRS Motorsport

Lap D	Time	Sector 1	Sector 2	Sector 3	T. Spd	Elapsed	Lap D	Time	Sector 1	Sector 2	Sector 3	T. Spd	Elapsed
1	17:17:19.505 P			17:17:19.505		17:17:19.505	1	16:53:49.313	16:52:23.210	43.701	42.402	172.2	16:53:49.313
2	2:41.058	1:00.683	50.673	49.702	125.8	17:20:00.563	2	1:52.627	30.537	41.731	40.359	209.7	16:55:41.940
3	1:57.598	34.281	42.274	41.043	211.7	17:21:58.161	3	12:32.003 P	30.133	41.603	11:20.267	209.3	17:08:13.943
4	1:44.249	28.410	38.564	37.275	212.5	17:23:42.410	4	2:34.826	55.813	50.156	48.857	112.8	17:10:48.769
5	1:44.083	27.408	39.842	36.833	213.8	17:25:26.493	5	1:52.758	30.232	42.852	39.674	207.6	17:12:41.527
6	1:40.833	26.770	37.731	36.332	214.7	17:27:07.326	6	1:50.036	30.672	41.932	37.432	211.3	17:14:31.563
7	1:39.446	26.283	37.611	35.552	216.4	17:28:46.772	7	3:06.549 P	27.776	46.888	1:51.885	163.8	17:17:38.112
8	1:40.750	26.783	37.775	36.192	216.8	17:30:27.522	8	2:05.407	46.304	40.461	38.642	210.1	17:19:43.519
9	1:38.760	25.921	37.268	35.571	216.4	17:32:06.282	9	1:44.521	28.329	38.945	37.247	211.3	17:21:28.040
10	1:38.950	26.070	37.307	35.573	216.8	17:33:45.232	10	1:40.494	26.864	37.839	35.791	213.0	17:23:08.534
11	1:38.648	25.957	36.698	35.993	223.1	17:35:23.880	11	1:39.378	26.310	37.603	35.465	213.8	17:24:47.912
12	1:37.801	26.005	36.768	35.028	223.1	17:37:01.681	12	1:38.445	26.045	37.136	35.264	213.4	17:26:26.357
13	1:41.066	26.416	36.903	37.747	216.8	17:38:42.747	13	1:41.351	26.083	36.915	38.353	214.2	17:28:07.708
14	1:37.632	26.199	36.435	34.998	223.1	17:40:20.379	14	2:48.509 P	28.599	42.027	1:37.883	211.7	17:30:56.217
15		29.962	39.244		221.3		15	1:55.587	42.889	37.522	35.176	212.5	17:32:51.804
16							16	1:37.506	25.835	36.751	34.920	213.4	17:34:29.310
17							17	<del>4:36.852</del>	25.539	36.673	34.640	214.7	17:36:06.162
18							18	1:36.560	25.374	36.604	34.582	214.2	17:37:42.722
19							19	1:36.574	25.391	36.533	34.650	214.7	17:39:19.296
20							20		25.704	38.557		181.8	

19 Fernando Navarrete Porsche 992 GT3 Cup

AM Fernando Pedrera Tsunami RT

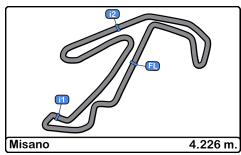
Lap D	Time	Sector 1	Sector 2	Sector 3	T. Spd	Elapsed
1	16:52:34.122	16:51:09.929	42.795	41.398	208.8	16:52:34.122
2	1:54.090	31.875	41.763	40.452	210.5	16:54:28.212
3	1:52.582	30.795	41.511	40.276	210.1	16:56:20.794
4	1:53.009	31.009	41.605	40.395	210.9	16:58:13.803
5	1:53.054	31.051	41.736	40.267	210.9	17:00:06.857
6	1:52.366	30.608	41.796	39.962	210.5	17:01:59.223
7	1:54.448	31.126	41.029	42.293	210.9	17:03:53.671
8	2:52.062 P	31.078	41.987	1:38.997	210.9	17:06:45.733
9	2:06.809	45.726	41.215	39.868	183.9	17:08:52.542
10	1:52.991	31.148	40.458	41.385	212.1	17:10:45.533
11	3:50.160 P	30.327	40.417	2:39.416	211.3	17:14:35.693
12	2:10.790	46.375	44.079	40.336	211.3	17:16:46.483
13	1:40.919	26.897	37.980	36.042	214.7	17:18:27.402
14	1:39.540	26.444	37.329	35.767	215.5	17:20:06.942
15	1:38.957	26.220	37.366	35.371	216.0	17:21:45.899
16	1:38.269	26.315	36.892	35.062	216.0	17:23:24.168
17	3:08.161 P	26.312	41.355	2:00.494	213.8	17:26:32.329
18	2:01.831	43.771	38.178	39.882	214.7	17:28:34.160
19	1:44.932	27.923	40.593	36.416	215.1	17:30:19.092
20	1:40.761	26.964	37.732	36.065	215.5	17:31:59.853
21	<del>4:42.058</del>	27.787	38.147	36.124	215.5	17:33:41.911
22	1:41.961	27.046	38.129	36.786	215.1	17:35:23.872
23	1:42.404	28.127	37.955	36.322	216.0	17:37:06.276
24	1:41.202	27.151	37.895	36.156	215.1	17:38:47.478
25	1:41.428	27.250	37.816	36.362	216.0	17:40:28.906
26		29.346	41.150		215.1	

27 Matteo Martinelli Porsche 992 GT3 Cup

SILVER Giacomo Pedrini FAEMS Team by Ebimotors

Lap D	Time	Sector 1	Sector 2	Sector 3	T. Spd	Elapsed
1	17:15:14.517 P			17:15:14.517		17:15:14.517
2	2:23.534	50.154	48.193	45.187	126.6	17:17:38.051
3	1:45.808	29.211	38.731	37.866	211.3	17:19:23.859
4	1:41.195	27.247	37.840	36.108	211.3	17:21:05.054
5	1:39.612	26.296	37.452	35.864	212.5	17:22:44.666
6	1:39.529	26.352	37.697	35.480	212.1	17:24:24.195
7	1:38.842	26.240	37.355	35.247	213.0	17:26:03.037
8	2:34.466 P	26.215	37.321	1:30.930	212.5	17:28:37.503
9	2:01.856	45.656	39.673	36.527	212.1	17:30:39.359
10	1:39.892	26.235	37.297	36.360	214.2	17:32:19.251
11	<del>4:38.744</del>	26.237	37.162	35.315	214.2	17:33:57.965
12	1:38.039	25.876	36.941	35.222	214.7	17:35:36.004
13	1:42.041	27.020	39.209	35.812	213.4	17:37:18.045
14	<del>4:37.709</del>	25.907	36.822	35.070	215.1	17:38:55.844
15	1:37.402	25.644	36.946	34.812	216.0	17:40:33.246
16		28.501	40.284		212.5	





Misano  
GT Cup Europe  
Free Practice - 2  
Lap Analysis



44

H. de Mello

Porsche 992 GT3 Cup 77

José Barros

Porsche 992 GT3 Cup

AM Giacomo Giubergia GDL Racing SILVER AF Motorsport

Lap D	Time	Sector 1	Sector 2	Sector 3	T. Spd	Elapsed	Lap D	Time	Sector 1	Sector 2	Sector 3	T. Spd	Elapsed
1	16:52:38.356	16:51:06.626	47.169	44.561	187.8	16:52:38.356	1	16:52:08.097	16:50:44.843	42.419	40.835	205.3	16:52:08.097
2	1:54.059	30.866	41.767	41.426	210.1	16:54:32.415	2	1:52.812	31.563	41.544	39.705	207.2	16:54:00.909
3	2:07.973 P	31.302	41.445	55.226	208.8	16:56:40.388	3	1:53.404	31.436	42.031	39.937	206.1	16:55:54.313
4	3:26.622 P	1:51.240	42.083	53.299	207.6	17:00:07.010	4	<del>2:06.258</del> P	30.707	44.131	51.420	205.7	16:58:00.571
5	11:05.604	9:40.740	42.981	41.883	208.8	17:11:12.614	5	9:04.655	7:44.934	41.862	37.859	208.0	17:07:05.226
6	1:47.818	29.839	39.274	38.705	212.1	17:13:00.432	6	1:43.598	28.517	38.836	36.245	209.3	17:08:48.824
7	1:44.184	28.053	38.582	37.549	213.0	17:14:44.616	7	1:41.782	27.511	38.221	36.050	210.9	17:10:30.606
8	1:44.113	27.549	38.242	38.322	214.2	17:16:28.729	8	1:40.698	26.840	38.003	35.855	211.7	17:12:11.304
9	1:43.456	27.588	38.475	37.393	213.0	17:18:12.185	9	2:06.398 P	36.073	41.626	48.699	210.5	17:14:17.702
10	1:44.315	27.470	37.891	38.954	213.8	17:19:56.500	10	<del>4:45.502</del>	3:00.021	39.194	36.287	211.7	17:18:33.204
11	1:43.153	27.311	37.933	37.909	213.4	17:21:39.653	11	1:40.143	26.688	37.843	35.612	212.1	17:20:13.347
12	1:41.903	27.178	37.897	36.828	214.7	17:23:21.556	12	1:39.630	26.517	37.611	35.502	213.4	17:21:52.977
13	<del>4:53.455</del> P	27.037	38.201	48.217	213.8	17:25:15.011	13	1:39.089	26.312	37.345	35.432	212.5	17:23:32.066
14	4:47.344	3:28.488	41.984	36.872	213.4	17:30:02.355	14	1:39.749	26.180	37.683	35.886	213.0	17:25:11.815
15	1:38.962	26.499	37.270	35.193	215.5	17:31:41.317	15	1:39.067	26.320	37.410	35.337	212.1	17:26:50.882
16	<del>4:38.987</del>	26.566	37.020	35.401	214.7	17:33:20.304	16	1:41.634	26.558	37.810	37.266	213.0	17:28:32.516
17	1:38.481	26.404	36.817	35.260	215.1	17:34:58.785	17	<del>4:39.458</del>	26.254	37.362	35.542	212.5	17:30:11.674
18	1:37.382	25.980	36.582	34.820	216.4	17:36:36.167	18	1:39.085	26.403	37.286	35.396	213.4	17:31:50.759
19	1:38.635	25.890	37.368	35.377	208.4	17:38:14.802	19	1:40.021	26.428	37.676	35.917	212.5	17:33:30.780
20	1:49.982 P	26.286	36.570	47.126	214.7	17:40:04.784	20	1:42.880	26.654	39.916	36.310	191.4	17:35:13.660

55

Stefano Zerbi

Porsche 992 GT3 Cup

78

Porsche 992 GT3 Cup

PROAM Matias Russo SP Racing Team

Lap D	Time	Sector 1	Sector 2	Sector 3	T. Spd	Elapsed	Lap D	Time	Sector 1	Sector 2	Sector 3	T. Spd	Elapsed
1	17:05:42.285	17:04:08.189	46.944	47.152	206.1	17:05:42.285	21	<del>4:50.609</del> P	26.369	37.296	46.944	214.2	17:37:04.269
2	1:52.766	30.842	41.876	40.048	212.1	17:07:35.051	22	2:57.931	1:45.217	37.225	35.489	212.1	17:40:02.200
3	1:44.523	28.388	38.863	37.272	213.0	17:09:19.574	23	1:38.821	26.272	37.124	35.425	212.1	17:41:41.021
4	1:43.481	27.932	38.815	36.734	213.4	17:11:03.055	24		26.843	38.136		212.1	
5	1:40.958	27.054	37.826	36.078	214.7	17:12:44.013	25						
6	1:53.456 P	27.811	38.178	47.467	211.3	17:14:37.469							
7	13:01.883	11:47.197	38.401	36.285	210.1	17:27:39.352							
8	1:38.918	26.237	37.270	35.411	211.3	17:29:18.270							
9	1:38.404	26.058	37.187	35.159	213.4	17:30:56.674							
10	1:38.266	26.098	37.008	35.160	213.8	17:32:34.940							
11	1:38.289	26.066	37.064	35.159	213.0	17:34:13.229							
12	1:48.599	27.724	42.188	38.687	193.5	17:36:01.828							
13	1:37.807	25.814	36.911	35.082	213.4	17:37:39.635							
14	1:37.974	26.003	36.857	35.114	213.4	17:39:17.609							
15	1:37.935	25.988	36.875	35.072	212.1	17:40:55.544							
16		27.309	39.493		205.3								

78

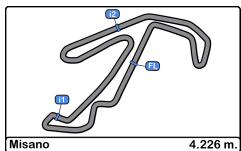
Davide Scannicchio

Porsche 992 GT3 Cup

PROAM Fabio Babini Tsunami RT

Lap D	Time	Sector 1	Sector 2	Sector 3	T. Spd	Elapsed
1	16:52:55.891	16:51:23.337	47.853	44.701	182.1	16:52:55.891
2	1:58.544	32.162	44.344	42.038	206.1	16:54:54.435
3	2:00.068	32.873	42.461	44.734	206.5	16:56:54.503
4	4:24.355 P	30.716	41.555	3:12.084	209.3	17:01:18.858
5	2:08.541	48.527	41.746	38.268	208.8	17:03:27.399
6	1:43.747	28.675	38.665	36.407	212.5	17:05:11.146
7	1:41.143	26.854	37.906	36.383	213.4	17:06:52.289
8	1:41.029	26.913	37.818	36.298	213.8	17:08:33.318
9	1:40.023	26.762	37.735	35.526	213.4	17:10:13.341
10	1:39.683	26.474	37.823	35.386	214.2	17:11:53.024
11	1:39.674	26.456	37.659	35.559	213.4	17:13:32.698
12	4:00.875 P	26.424	37.958	2:56.493	213.8	17:17:33.573
13	2:08.845	47.130	42.129	39.586	210.9	17:19:42.418
14	1:47.144	28.754	40.507	37.883	213.0	17:21:29.562
15	1:43.566	27.819	38.555	37.192	213.4	17:23:13.128
16	1:42.378	27.407	38.289	36.682	213.8	17:24:55.506
17	1:41.473	27.271	37.718	36.484	214.2	17:26:36.979
18	1:41.261	26.865	38.214	36.182	213.8	17:28:18.240
19	1:41.057	26.710	37.803	36.544	215.5	17:29:59.297
20	3:05.942 P	26.869	37.413	2:01.660	215.5	17:33:05.239
21	1:59.302	44.726	38.052	36.524	214.2	17:35:04.541
22	1:42.141	27.719	37.796	36.626	216.0	17:36:46.682
23	1:40.833	26.873	37.520	36.440	215.1	17:38:27.515
24	1:41.200	26.766	38.232	36.202	215.5	17:40:08.715
25		31.741	42.786		192.5	





Misano  
GT Cup Europe  
Free Practice - 2  
Lap Analysis



87

Nelson Monteiro jr Porsche 992 GT3 Cup

AM Nelson Marcondes GDL Racing

Lap	D	Time	Sector 1	Sector 2	Sector 3	T. Spd	Elapsed
1		16:52:27.026	16:50:53.872	48.158	44.996	192.5	16:52:27.026
2		1:57.385	32.166	43.053	42.166	209.3	16:54:24.411
3		1:54.625	31.763	42.261	40.601	209.7	16:56:19.036
4		1:53.360	30.972	42.287	40.101	209.3	16:58:12.396
5		1:52.655	31.004	40.975	40.676	209.3	17:00:05.051
6		1:51.373	30.580	40.780	40.013	208.0	17:01:56.424
7		2:02.219 P	30.589	40.823	50.807	209.3	17:03:58.643
8		5:45.513	4:17.962	46.508	41.043	208.0	17:09:44.156
9		1:45.675	28.915	39.253	37.507	212.5	17:11:29.831
10		1:43.371	27.913	38.320	37.138	211.7	17:13:13.202
11		1:42.382	27.222	37.966	37.194	213.0	17:14:55.584
12		1:43.787	27.167	38.470	38.150	213.0	17:16:39.371
13		1:42.015	27.464	37.973	36.578	213.0	17:18:21.386
14		1:40.907	26.913	37.735	36.259	212.5	17:20:02.293
15		1:43.524	28.857	37.913	36.754	213.0	17:21:45.817
16		1:44.346	29.126	38.238	36.982	213.4	17:23:30.163
17		1:55.012 P	26.731	37.643	50.638	213.8	17:25:25.175
18		4:40.755	3:18.932	42.759	39.064	212.1	17:30:05.930
19		1:42.781	27.302	38.149	37.330	213.4	17:31:48.711
20		1:41.859	27.062	38.027	36.770	213.0	17:33:30.570
21		1:40.407	26.482	37.749	36.176	213.0	17:35:10.977
22		1:41.811	26.258	37.746	37.807	214.2	17:36:52.788
23		1:40.842	26.657	37.967	36.218	213.8	17:38:33.630
24		1:40.014	26.520	37.475	36.019	214.2	17:40:13.644
25			28.290	42.558		213.0	

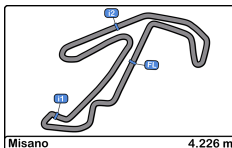
911

Leandro Martins Porsche 992 GT3 Cup

AM Dieter Svepes LMR Motorsport

Lap	D	Time	Sector 1	Sector 2	Sector 3	T. Spd	Elapsed
1		16:53:19.855	16:51:45.207	44.054	50.594	207.6	16:53:19.855
2		2:02.013	32.837	43.914	45.262	208.4	16:55:21.868
3		2:05.850 P	30.837	41.906	53.107	209.3	16:57:27.718
4		6:28.356	4:51.071	50.212	47.073	146.9	17:03:56.074
5		1:49.883	29.546	40.485	39.852	209.7	17:05:45.957
6		1:45.816	28.265	39.560	37.991	211.3	17:07:31.773
7		1:43.146	27.574	38.504	37.068	212.5	17:09:14.919
8		1:43.329	28.239	38.041	37.049	213.4	17:10:58.248
9		1:42.985	27.851	38.272	36.862	213.8	17:12:41.233
10		1:41.362	27.279	37.878	36.205	213.0	17:14:22.595
11		1:40.332	26.733	37.669	35.930	214.2	17:16:02.927
12		1:53.729 P	26.563	38.597	48.569	213.8	17:17:56.656
13		3:26.401	2:12.516	38.231	35.654	213.0	17:21:23.057
14		1:38.154	25.940	37.017	35.197	213.8	17:23:01.211
15		1:51.583 P	26.050	37.334	48.199	213.8	17:24:52.794



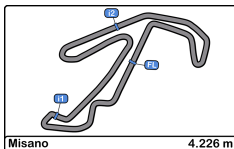


Misano  
GT Cup Europe  
Free Practice - 2  
Best Sectors Results



Sector - 1			Sector - 2			Sector - 3			Ideal Lap vs Best Lap		
Clas	Nº Driver	Time	Nº Driver	Time	Nº Driver	Time	Clas	Nº Driver	Ideal Lap	Best Lap	Clas
1	7 de Back - Meijer	25.252	7 de Back - Meijer	36.190	7 de Back - Meijer	34.292	1	7 de Back - Meijer	1:35.734	1:35.820	1
2	22 Iaquina - Longoni	25.374	18 Pierluigi Alessandri	36.435	5 van Zijverden - Weijs	34.565	2	1 Luvisi - Delli Guanti	1:36.474	1:36.560	3
3	1 Luvisi - Delli Guanti	25.395	1 Luvisi - Delli Guanti	36.502	1 Luvisi - Delli Guanti	34.577	3	22 Iaquina - Longoni	1:36.489	1:36.560	2
4	6 Zaenen - Salubre	25.624	22 Iaquina - Longoni	36.533	22 Iaquina - Longoni	34.582	4	5 van Zijverden - Weijs	1:37.116	1:37.251	4
5	27 Martinelli - Pedrini	25.644	44 de Mello - Giubergia	36.570	27 Martinelli - Pedrini	34.812	5	27 Martinelli - Pedrini	1:37.278	1:37.402	6
6	14 Barambio Perea - García	25.754	4 Stifter - Laurini	36.749	44 de Mello - Giubergia	34.820	6	44 de Mello - Giubergia	1:37.280	1:37.382	5
7	5 van Zijverden - Weijs	25.773	5 van Zijverden - Weijs	36.778	4 Stifter - Laurini	34.893	7	18 Pierluigi Alessandri	1:37.354	1:37.632	7
8	55 Zerbi - Russo	25.814	27 Martinelli - Pedrini	36.822	14 Barambio Perea - García	34.928	8	4 Stifter - Laurini	1:37.600	1:37.651	8
9	16 Leonov - Piana	25.885	55 Zerbi - Russo	36.857	18 Pierluigi Alessandri	34.998	9	14 Barambio Perea - García	1:37.603	1:37.758	9
10	44 de Mello - Giubergia	25.890	19 Navarrete - Pedrera	36.892	6 Zaenen - Salubre	35.009	10	55 Zerbi - Russo	1:37.743	1:37.807	10
11	18 Pierluigi Alessandri	25.921	14 Barambio Perea - García	36.921	19 Navarrete - Pedrera	35.062	11	6 Zaenen - Salubre	1:37.831	1:38.032	11
12	911 Martins - Svepes	25.940	911 Martins - Svepes	37.017	55 Zerbi - Russo	35.072	12	911 Martins - Svepes	1:38.154	1:38.154	12
13	4 Stifter - Laurini	25.958	16 Leonov - Piana	37.044	911 Martins - Svepes	35.197	13	16 Leonov - Piana	1:38.166	1:38.627	14
14	77 José Barros	26.180	77 José Barros	37.124	16 Leonov - Piana	35.237	14	19 Navarrete - Pedrera	1:38.174	1:38.269	13
15	19 Navarrete - Pedrera	26.220	6 Zaenen - Salubre	37.198	77 José Barros	35.337	15	77 José Barros	1:38.641	1:38.821	15
16	87 Monteiro jr - Marcondes	26.258	78 Scannicchio - Babini	37.413	78 Scannicchio - Babini	35.386	16	78 Scannicchio - Babini	1:39.223	1:39.674	16
17	78 Scannicchio - Babini	26.424	11 Pinheiro - Sampaio	37.469	87 Monteiro jr - Marcondes	36.019	17	87 Monteiro jr - Marcondes	1:39.752	1:40.014	17
18	11 Pinheiro - Sampaio	26.670	87 Monteiro jr - Marcondes	37.475	11 Pinheiro - Sampaio	36.058	18	11 Pinheiro - Sampaio	1:40.197	1:40.883	18



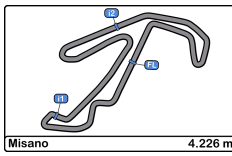


Misano  
GT Cup Europe  
Free Practice - 2  
Best 5 Lap Times



Cl	N° Entrant/Team	Nat	Driver 1	Nat	Driver 2	Nat	Vehicle	Cat	Cl	Best 1		Best 2		Best 3		Best 4		Best 5	
										Time	Lap	Time	Lap	Time	Lap	Time	Lap	Time	Lap
1	7 Hans Weijs Motorsport	NLD	Jurriaan de Back	NLD	Paul Meijer	NLD	Porsche 992 GT3 Cup	SILVER	1	1:35.820	24	1:35.917	22	1:36.056	23	1:36.165	20	1:39.054	16
2	1 FAEMS Team by Ebimotors	ITA	Matteo Luvisi	ITA	Pietro Delli Guanti	ITA	Porsche 992 GT3 Cup	SILVER	2	1:36.560	14	1:36.952	12	1:37.370	8	1:37.619	7	1:37.891	6
3	22 ZRS Motorsport	ITA	Simone Iaquinta	ITA	Ludovico Longoni	ITA	Porsche 992 GT3 Cup	SILVER	3	1:36.560	18	1:36.574	19	1:37.506	16	1:38.445	12	1:39.378	11
4	5 Hans Weijs Motorsport	NLD	Rick van Zijverden	NLD	Hans Weijs	NLD	Porsche 992 GT3 Cup	AM*	1	1:37.251	25	1:37.640	24	1:37.843	23	1:39.434	18	1:40.044	17
5	44 GDL Racing	BRA	H. de Mello	BRA	Giacomo Giubergia	ITA	Porsche 992 GT3 Cup	AM	2	1:37.382	18	1:38.481	17	1:38.635	19	1:38.962	15	1:41.903	12
6	27 FAEMS Team by Ebimotors	ITA	Matteo Martinelli	ITA	Giacomo Pedrini	ITA	Porsche 992 GT3 Cup	SILVER	4	1:37.402	15	1:38.039	12	1:38.842	7	1:39.529	6	1:39.612	5
7	18 Target Racing	ITA	Pierluigi Alessandri	ITA			Ferrari 296 Challenge	AM	3	1:37.632	14	1:37.801	12	1:38.648	11	1:38.760	9	1:38.950	10
8	4 BiRace Motorsport	ITA	Diego Stifter	ITA	Lodovico Laurini	ITA	Porsche 992 GT3 Cup	SILVER	5	1:37.651	17	1:37.719	18	1:38.272	12	1:38.455	16	1:38.971	11
9	14 GT Corse	ESP	Alejandro Barambio Perea	ESP	Borja Garcia	ESP	Porsche 992 GT3 Cup	PROAM	1	1:37.758	15	1:38.017	14	1:38.353	13	1:38.841	11	1:40.040	10
10	55 SP Racing Team	ITA	Stefano Zerbi	ITA	Matias Russo	ARG	Porsche 992 GT3 Cup	PROAM	2	1:37.807	13	1:37.935	15	1:37.974	14	1:38.266	10	1:38.289	11
11	6 Hans Weijs Motorsport	NLD	Lars Zaenen	BEL	Fgani A. Salubre	PHL	Porsche 992 GT3 Cup	PROAM*	3	1:38.032	20	1:38.175	24	1:38.179	21	1:38.318	23	1:38.602	19
12	911 LMR Motorsport	PRT	Leandro Martins	BRA	Dieter Svepes	AUT	Porsche 992 GT3 Cup	AM	4	1:38.154	14	1:40.332	11	1:41.362	10	1:42.985	9	1:43.146	7
13	19 Tsunami RT	SMR	Fernando Navarrete	ESP	Fernando Pedrera	ESP	Porsche 992 GT3 Cup	AM	5	1:38.269	16	1:38.957	15	1:39.540	14	1:40.761	20	1:40.919	13
14	16 Volcano Motorsport	ESP	Evgenii Leonov	IND	Gabriele Piana	ITA	Porsche 992 GT3 Cup	PROAM	4	1:38.627	26	1:38.670	23	1:38.979	27	1:39.072	21	1:39.213	19
15	77 AF Motorsport	SMR	José Barros	PRT			Porsche 992 GT3 Cup	SILVER	6	1:38.821	23	1:39.067	15	1:39.085	18	1:39.089	13	1:39.630	12
16	78 Tsunami RT	SMR	Davide Scannicchio	ITA	Fabio Babini	ITA	Porsche 992 GT3 Cup	PROAM	5	1:39.674	11	1:39.683	10	1:40.023	9	1:40.833	23	1:41.029	8
17	87 GDL Racing	BRA	Nelson Monteiro jr	BRA	Nelson Marcondes	BRA	Porsche 992 GT3 Cup	AM	6	1:40.014	24	1:40.407	21	1:40.842	23	1:40.907	14	1:41.811	22
18	11 LMR Motorsport	PRT	Bernardo Lucas Pinheiro	BRA	Flávio Sampaio	BRA	Porsche 992 GT3 Cup	PROAM	6	1:40.883	11	1:41.710	13	1:41.987	9	1:42.510	12	1:43.194	10



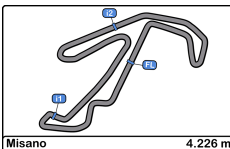


Misano  
GT Cup Europe  
Free Practice - 2  
Best 5 Top Speeds



Cl	N° Entrant/Team	Nat	Driver 1	Nat	Driver 2	Nat	Vehicle	Cat	Cl	Top 1		Top 2		Top 3		Top 4		Top 5		Avg
										Km/h	Lap	Km/h	Lap	Km/h	Lap	Km/h	Lap	Km/h	Lap	
1	18 Target Racing	ITA	Pierluigi Alessandri	ITA		ITA	Ferrari 296 Challenge	AM	1	223.1	11	223.1	12	223.1	14	221.3	15	216.8	8	221.5
2	44 GDL Racing	SMR	H. de Mello	BRA	Giacomo Giubergia	ITA	Porsche 992 GT3 Cup	AM	2	216.4	18	215.5	15	215.1	17	214.7	12	214.7	16	215.3
3	1 FAEMS Team by Ebimotors	ITA	Matteo Luvisi	ITA	Pietro Delli Guanti	ITA	Porsche 992 GT3 Cup	SILVER	1	216.0	15	215.5	9	215.5	11	215.1	7	214.7	6	215.3
4	7 Hans Weijs Motorsport	NLD	Jurriaan de Back	NLD	Paul Meijer	NLD	Porsche 992 GT3 Cup	SILVER	2	216.0	20	216.0	22	216.0	23	216.0	24	215.5	17	215.9
5	14 GT Corse	ESP	Alejandro Barambio Perea	ESP	Borja García	ESP	Porsche 992 GT3 Cup	PROAM	1	216.0	15	215.5	17	215.1	11	215.1	13	214.7	4	215.3
6	19 Tsunami RT	SMR	Fernando Navarrete	ESP	Fernando Pedrera	ESP	Porsche 992 GT3 Cup	AM	3	216.0	15	216.0	16	216.0	23	216.0	25	215.5	14	215.9
7	27 FAEMS Team by Ebimotors	ITA	Matteo Martinelli	ITA	Giacomo Pedrini	ITA	Porsche 992 GT3 Cup	SILVER	3	216.0	15	215.1	14	214.7	12	214.2	10	214.2	11	214.8
8	78 Tsunami RT	SMR	Davide Scannicchio	ITA	Fabio Babini	ITA	Porsche 992 GT3 Cup	PROAM	2	216.0	22	215.5	19	215.5	20	215.5	24	215.1	23	215.5
9	6 Hans Weijs Motorsport	NLD	Lars Zaenen	BEL	Fgani A. Salubre	POL	Porsche 992 GT3 Cup	PROAM*	3	215.5	22	215.1	19	215.1	21	215.1	24	214.7	15	215.1
10	11 LMR Motorsport	PRT	Bernardo Lucas Pinheiro	PRT	Flávio Sampaio	BRA	Porsche 992 GT3 Cup	PROAM	4	215.1	12	214.7	8	214.7	9	214.7	11	214.7	13	214.7
11	5 Hans Weijs Motorsport	NLD	Rick van Zijverden	NLD	Hans Weijs	NLD	Porsche 992 GT3 Cup	AM*	4	214.7	17	214.7	24	214.2	18	214.2	20	214.2	23	214.4
12	22 ZRS Motorsport	ITA	Simone Iaquinta	ITA	Ludovico Longoni	ITA	Porsche 992 GT3 Cup	SILVER	4	214.7	17	214.7	19	214.2	13	214.2	18	213.8	11	214.3
13	55 SP Racing Team	ITA	Stefano Zerbi	ITA	Matias Russo	ARG	Porsche 992 GT3 Cup	PROAM	5	214.7	5	213.8	10	213.4	4	213.4	9	213.4	13	213.7
14	4 BiRace Motorsport	ITA	Diego Stifter	ITA	Lodovico Laurini	ITA	Porsche 992 GT3 Cup	SILVER	5	214.2	13	214.2	18	214.2	22	213.8	10	213.8	12	214.1
15	77 AF Motorsport	PRT	José Barros	PRT			Porsche 992 GT3 Cup	SILVER	6	214.2	21	213.4	12	213.4	18	213.0	14	213.0	16	213.4
16	87 GDL Racing	SMR	Nelson Monteiro jr	BRA	Nelson Marcondes	BRA	Porsche 992 GT3 Cup	AM	5	214.2	22	214.2	24	213.8	17	213.8	23	213.4	16	213.9
17	911 LMR Motorsport	PRT	Leandro Martins	BRA	Dieter Svepes	AUT	Porsche 992 GT3 Cup	AM	6	214.2	11	213.8	9	213.8	12	213.8	14	213.8	15	213.9
18	16 Volcano Motorsport	ESP	Evgenii Leonov	IND	Gabriele Piana	ITA	Porsche 992 GT3 Cup	PROAM	6	213.4	23	213.0	14	213.0	22	213.0	24	213.0	25	213.1





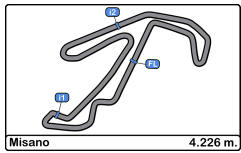
Misano  
GT Cup Europe  
Free Practice - 2

Fastest Laps Sequence



Lap	Time of Day	Session Time	N° Entrant/Team	Nat	Driver 1	Nat	Driver 2	Nat	Vehicle	Cat	Time	Km/h
2	16:53:56.861	3:56.861	4 BiRace Motorsport	ITA	Diego Stifter	ITA	Lodovico Laurini	ITA	Porsche 992 GT3 Cup	SILVER	1:51.082	136.9
4	16:57:42.454	7:42.454	7 Hans Weijs Motorsport	NLD	Jurriaan de Back	NLD	Paul Meijer	NLD	Porsche 992 GT3 Cup	SILVER	1:50.786	137.3
4	16:57:58.855	7:58.855	5 Hans Weijs Motorsport	NLD	Rick van Zijverden	NLD	Hans Weijs	NLD	Porsche 992 GT3 Cup	AM*	1:50.038	138.2
5	16:59:47.406	9:47.406	5 Hans Weijs Motorsport	NLD	Rick van Zijverden	NLD	Hans Weijs	NLD	Porsche 992 GT3 Cup	AM*	1:48.551	140.1
5	17:02:04.875	12:04.875	4 BiRace Motorsport	ITA	Diego Stifter	ITA	Lodovico Laurini	ITA	Porsche 992 GT3 Cup	SILVER	1:47.626	141.3
6	17:05:01.875	15:01.875	6 Hans Weijs Motorsport	NLD	Lars Zaenen	BEL	Fgani A. Salubre	PHL	Porsche 992 GT3 Cup	PROAM*	1:45.102	144.7
6	17:05:11.146	15:11.146	78 Tsunami RT	SMR	Davide Scannicchio	ITA	Fabio Babini	ITA	Porsche 992 GT3 Cup	PROAM	1:43.747	146.6
7	17:06:45.361	16:45.361	6 Hans Weijs Motorsport	NLD	Lars Zaenen	BEL	Fgani A. Salubre	PHL	Porsche 992 GT3 Cup	PROAM*	1:43.486	147.0
7	17:06:52.289	16:52.289	78 Tsunami RT	SMR	Davide Scannicchio	ITA	Fabio Babini	ITA	Porsche 992 GT3 Cup	PROAM	1:41.143	150.4
8	17:08:33.318	18:33.318	78 Tsunami RT	SMR	Davide Scannicchio	ITA	Fabio Babini	ITA	Porsche 992 GT3 Cup	PROAM	1:41.029	150.5
9	17:10:13.341	20:13.341	78 Tsunami RT	SMR	Davide Scannicchio	ITA	Fabio Babini	ITA	Porsche 992 GT3 Cup	PROAM	1:40.023	152.1
10	17:11:53.024	21:53.024	78 Tsunami RT	SMR	Davide Scannicchio	ITA	Fabio Babini	ITA	Porsche 992 GT3 Cup	PROAM	1:39.683	152.6
11	17:13:32.698	23:32.698	78 Tsunami RT	SMR	Davide Scannicchio	ITA	Fabio Babini	ITA	Porsche 992 GT3 Cup	PROAM	1:39.674	152.6
11	17:14:14.714	24:14.714	4 BiRace Motorsport	ITA	Diego Stifter	ITA	Lodovico Laurini	ITA	Porsche 992 GT3 Cup	SILVER	1:38.971	153.7
12	17:15:52.986	25:52.986	4 BiRace Motorsport	ITA	Diego Stifter	ITA	Lodovico Laurini	ITA	Porsche 992 GT3 Cup	SILVER	1:38.272	154.8
14	17:23:01.211	33:01.211	911 LMR Motorsport	PRT	Leandro Martins	BRA	Dieter Svepes	AUT	Porsche 992 GT3 Cup	AM	1:38.154	154.9
6	17:23:59.465	33:59.465	1 FAEMS Team by Ebimotors	ITA	Matteo Luvisi	ITA	Pietro Delli Guanti	ITA	Porsche 992 GT3 Cup	SILVER	1:37.891	155.4
7	17:25:37.084	35:37.084	1 FAEMS Team by Ebimotors	ITA	Matteo Luvisi	ITA	Pietro Delli Guanti	ITA	Porsche 992 GT3 Cup	SILVER	1:37.619	155.8
8	17:27:14.454	37:14.454	1 FAEMS Team by Ebimotors	ITA	Matteo Luvisi	ITA	Pietro Delli Guanti	ITA	Porsche 992 GT3 Cup	SILVER	1:37.370	156.2
20	17:35:04.487	45:04.487	7 Hans Weijs Motorsport	NLD	Jurriaan de Back	NLD	Paul Meijer	NLD	Porsche 992 GT3 Cup	SILVER	1:36.165	158.2
22	17:38:20.904	48:20.904	7 Hans Weijs Motorsport	NLD	Jurriaan de Back	NLD	Paul Meijer	NLD	Porsche 992 GT3 Cup	SILVER	1:35.917	158.6
24	17:41:32.780	51:32.780	7 Hans Weijs Motorsport	NLD	Jurriaan de Back	NLD	Paul Meijer	NLD	Porsche 992 GT3 Cup	SILVER	1:35.820	158.7





Misano  
GT Cup Europe  
Free Practice - 2  
Pit Stop Analysis



1 Matteo Luvisi Porsche 992 GT3 Cup

SILVER Pietro Delli Guanti FAEMS Team by Ebimotors

N°	In Day Time	In Time	Out Time	Pit Time	T. Pit Time	Handicap	Diff.
1	17:28:48.737	17:28:48.737	17:30:09.941	1:21.204	1:21.204		

4 Diego Stifter Porsche 992 GT3 Cup

SILVER Lodovico Laurini BiRace Motorsport

N°	In Day Time	In Time	Out Time	Pit Time	T. Pit Time	Handicap	Diff.
1	16:55:46.970	16:55:46.970	16:58:23.607	2:36.637	2:36.637		
2	17:07:22.824	17:07:22.824	17:08:57.879	1:35.055	4:11.692		
3	17:17:29.267	17:17:29.267	17:19:10.400	1:41.133	5:52.825		
4	17:32:06.943	17:32:06.943	17:33:58.860	1:51.917	7:44.742		

5 Rick van Zijverden Porsche 992 GT3 Cup

AM\* Hans Weijs Hans Weijs Motorsport

N°	In Day Time	In Time	Out Time	Pit Time	T. Pit Time	Handicap	Diff.
1	17:03:26.188	17:03:26.188	17:06:10.703	2:44.515	2:44.515		
2	17:20:48.984	17:20:48.984	17:21:55.309	1:06.325	3:50.840		
3	17:30:35.768	17:30:35.768	17:32:03.822	1:28.054	5:18.894		

6 Lars Zaenen Porsche 992 GT3 Cup

PROAM\* Fgani A. Salubre Hans Weijs Motorsport

N°	In Day Time	In Time	Out Time	Pit Time	T. Pit Time	Handicap	Diff.
1	16:53:15.516	16:53:15.516	16:53:54.195	38.679	38.679		
2	16:57:48.906	16:57:48.906	16:59:15.367	1:26.461	2:05.140		
3	17:14:06.197	17:14:06.197	17:16:35.126	2:28.929	4:34.069		
4	17:25:03.692	17:25:03.692	17:26:20.278	1:16.586	5:50.655		

7 Jurriaan de Back Porsche 992 GT3 Cup

SILVER Paul Meijer Hans Weijs Motorsport

N°	In Day Time	In Time	Out Time	Pit Time	T. Pit Time	Handicap	Diff.
1	16:59:32.871	16:59:32.871	17:02:16.013	2:43.142	2:43.142		
2	17:16:42.303	17:16:42.303	17:18:08.767	1:26.464	4:09.606		
3	17:24:54.153	17:24:54.153	17:29:31.862	4:37.709	8:47.315		

11 Bernardo Lucas Pinheiro Porsche 992 GT3 Cup

PROAM Flávio Sampaio LMR Motorsport

N°	In Day Time	In Time	Out Time	Pit Time	T. Pit Time	Handicap	Diff.
1	16:57:17.599	16:57:17.599	17:00:53.082	3:35.483	3:35.483		
2	17:20:32.565	17:20:32.565	17:22:30.217	1:57.652	5:33.135		

14 Alejandro Barambio Perea Porsche 992 GT3 Cup

PROAM Borja García GT Corse

N°	In Day Time	In Time	Out Time	Pit Time	T. Pit Time	Handicap	Diff.
1	17:21:35.517	17:21:35.517	17:23:19.909	1:44.392	1:44.392		

16 Evgenii Leonov Porsche 992 GT3 Cup

PROAM Gabriele Piana Volcano Motorsport

N°	In Day Time	In Time	Out Time	Pit Time	T. Pit Time	Handicap	Diff.
1	17:05:30.009	17:05:30.009	17:07:09.784	1:39.775	1:39.775		
2	17:22:47.259	17:22:47.259	17:24:28.616	1:41.357	3:21.132		

19 Fernando Navarrete Porsche 992 GT3 Cup

AM Fernando Pedrera Tsunami RT

N°	In Day Time	In Time	Out Time	Pit Time	T. Pit Time	Handicap	Diff.
1	17:05:43.159	17:05:43.159	17:06:54.400	1:11.241	1:11.241		
2	17:12:35.694	17:12:35.694	17:14:44.053	2:08.359	3:19.600		
3	17:25:05.830	17:25:05.830	17:26:40.609	1:34.779	4:54.379		

22 Simone Iaquina Porsche 992 GT3 Cup

SILVER Ludovico Longoni ZRS Motorsport

N°	In Day Time	In Time	Out Time	Pit Time	T. Pit Time	Handicap	Diff.
1	16:57:32.174	16:57:32.174	17:08:22.681	10:50.507	10:50.507		
2	17:16:25.325	17:16:25.325	17:17:46.500	1:21.175	12:11.682		
3	17:29:52.197	17:29:52.197	17:31:04.509	1:12.312	13:23.994		

27 Matteo Martinelli Porsche 992 GT3 Cup

SILVER Giacomo Pedrini FAEMS Team by Ebimotors

N°	In Day Time	In Time	Out Time	Pit Time	T. Pit Time	Handicap	Diff.
1	17:27:39.795	17:27:39.795	17:28:45.948	1:06.153	1:06.153		

44 H. de Mello Porsche 992 GT3 Cup

AM Giacomo Giubergia GDL Racing

N°	In Day Time	In Time	Out Time	Pit Time	T. Pit Time	Handicap	Diff.
1	16:56:27.287	16:56:27.287	16:57:53.035	1:25.748	1:25.748		
2	16:59:53.899	16:59:53.899	17:09:03.641	9:09.742	10:35.490		
3	17:25:01.920	17:25:01.920	17:28:04.546	3:02.626	13:38.116		

55 Stefano Zerbi Porsche 992 GT3 Cup

PROAM Matias Russo SP Racing Team

N°	In Day Time	In Time	Out Time	Pit Time	T. Pit Time	Handicap	Diff.
1	17:14:24.023	17:14:24.023	17:25:48.088	11:24.065	11:24.065		

77 José Barros Porsche 992 GT3 Cup

SILVER AF Motorsport

N°	In Day Time	In Time	Out Time	Pit Time	T. Pit Time	Handicap	Diff.
1	16:57:47.747	16:57:47.747	17:05:05.432	7:17.685	7:17.685		
2	17:14:04.759	17:14:04.759	17:16:42.402	2:37.643	9:55.328		
3	17:36:51.415	17:36:51.415	17:38:15.141	1:23.726	11:19.054		

78 Davide Scannicchio Porsche 992 GT3 Cup

PROAM Fabio Babini Tsunami RT

N°	In Day Time	In Time	Out Time	Pit Time	T. Pit Time	Handicap	Diff.
1	16:58:45.144	16:58:45.144	17:01:27.462	2:42.318	2:42.318		
2	17:15:11.934	17:15:11.934	17:17:42.374	2:30.440	5:12.758		
3	17:31:37.874	17:31:37.874	17:33:13.629	1:35.755	6:48.513		

87 Nelson Monteiro jr Porsche 992 GT3 Cup

AM Nelson Marcondes GDL Racing

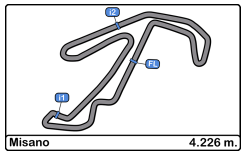
N°	In Day Time	In Time	Out Time	Pit Time	T. Pit Time	Handicap	Diff.
1	17:03:45.627	17:03:45.627	17:07:36.762	3:51.135	3:51.135		
2	17:25:10.367	17:25:10.367	17:28:05.410	2:55.043	6:46.178		

911 Leandro Martins Porsche 992 GT3 Cup

AM Dieter Svepes LMR Motorsport

N°	In Day Time	In Time	Out Time	Pit Time	T. Pit Time	Handicap	Diff.
1	16:57:14.898	16:57:14.898	17:01:35.607	4:20.709	4:20.709		
2	17:17:43.754	17:17:43.754	17:19:31.841	1:48.087	6:08.796		

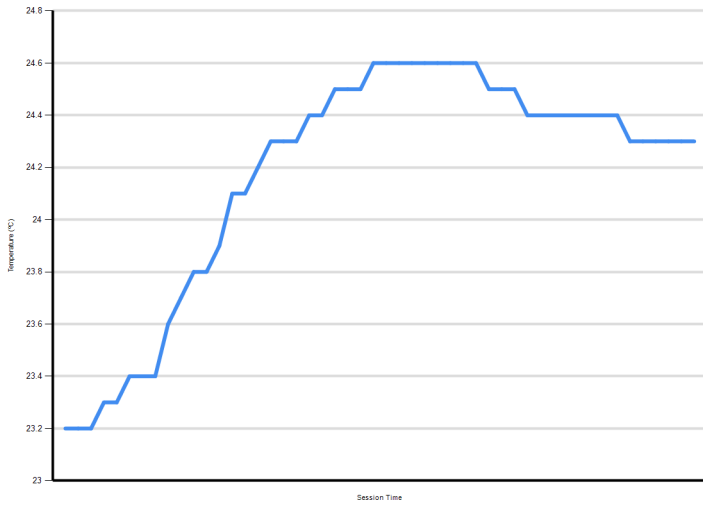




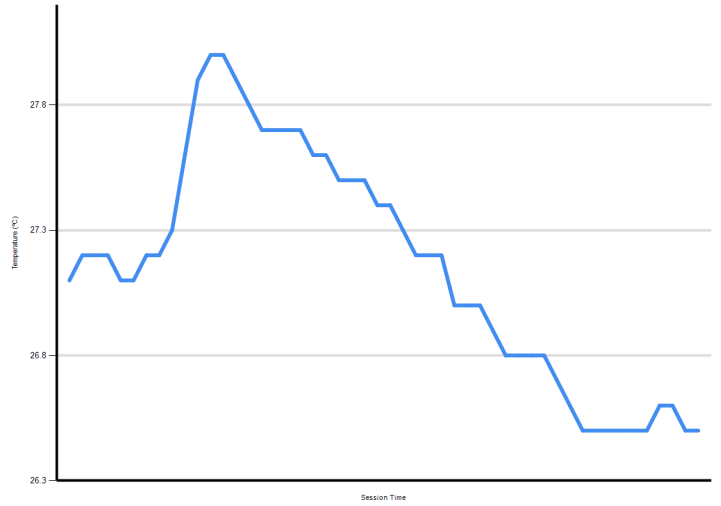
**Misano**  
**GT Cup Europe**  
**Free Practice - 2**  
**Weather Report**



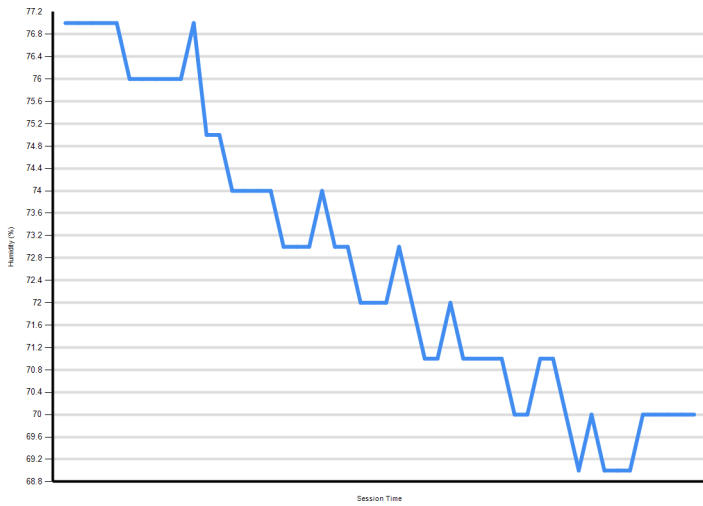
Air Temperature



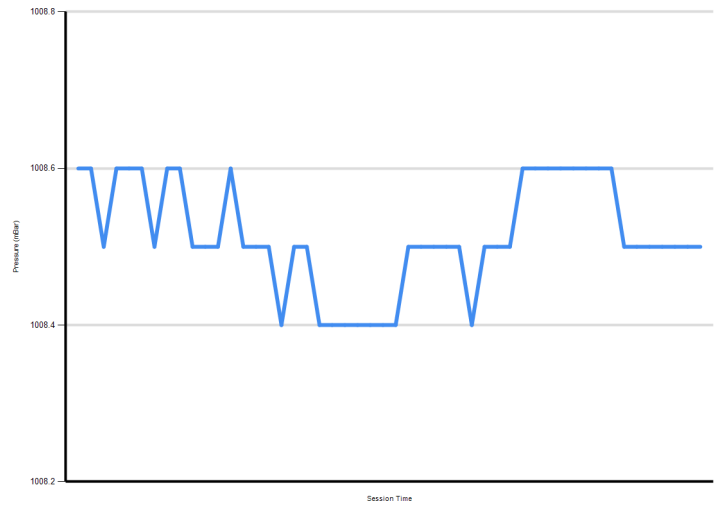
Track Temperature



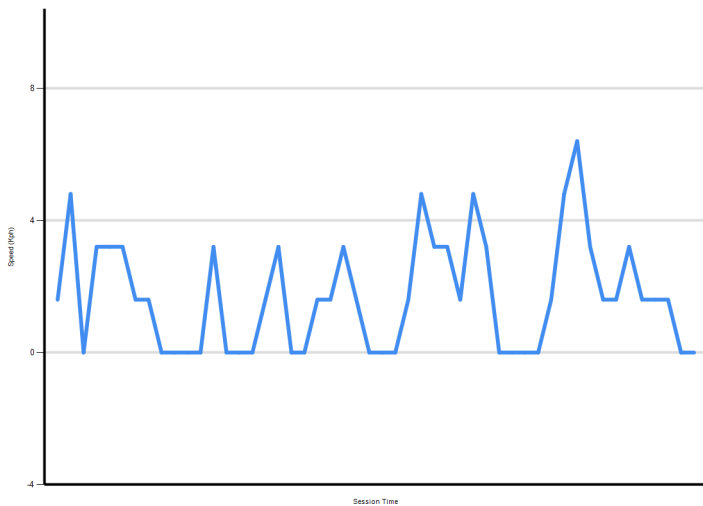
Humidity



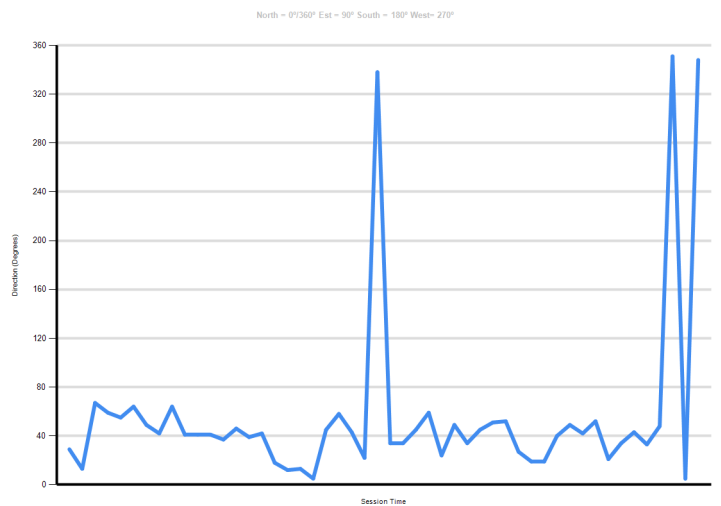
Pressure

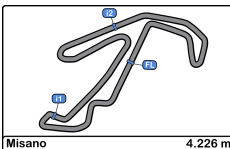


Wind Speed



Wind direction





Misano  
GT Cup Europe  
Free Practice - 1 - 2  
Combined Results



Cls	N°	Entrant/Team	Nat	Driver 1	Nat	Driver 2	Nat	Vehicle	Cat	Cls	Laps	FP1	FP2	Best	Gap	Interval	Km/h		
1	7	Hans Weijs Motorsport	NLD	Jurriaan de Back	NLD	Paul Meijer	NLD	Porsche 992 GT3 Cup	SILVER	1	49	1:36.581	6	<b>1:35.820</b>	24	<b>1:35.820</b>	158.7		
2	22	ZRS Motorsport	ITA	Simone Iaquina	ITA	Ludovico Longoni	ITA	Porsche 992 GT3 Cup	SILVER	2	42	<b>1:36.029</b>	16	1:36.560	18	<b>1:36.029</b>	0.209	0.209	158.4
3	1	FAEMS Team by Ebimotor	ITA	Matteo Luvisi	ITA	Pietro Delli Guanti	ITA	Porsche 992 GT3 Cup	SILVER	3	37	1:36.821	23	<b>1:36.560</b>	14	<b>1:36.560</b>	0.740	0.531	157.5
4	69	Zanasi Racing	ITA	Marco Zanasi	ITA	Andrea Belicchi	ITA	Ferrari 296 Challenge	PROAM	1	18	<b>1:36.587</b>	17			<b>1:36.587</b>	0.767	0.027	157.5
5	4	BiRace Motorsport	ITA	Diego Stifter	ITA	Lodovico Laurini	ITA	Porsche 992 GT3 Cup	SILVER	4	47	<b>1:36.657</b>	20	1:37.651	17	<b>1:36.657</b>	0.837	0.070	157.3
6	5	Hans Weijs Motorsport	NLD	Rick van Zijverden	NLD	Hans Weijs	NLD	Porsche 992 GT3 Cup	AM*	1	51	1:38.281	11	<b>1:37.251</b>	25	<b>1:37.251</b>	1.431	0.594	156.4
7	44	GDL Racing	SMR	H. de Mello	BRA	Giacomo Giubergia	ITA	Porsche 992 GT3 Cup	AM	2	45	1:38.270	11	<b>1:37.382</b>	18	<b>1:37.382</b>	1.562	0.131	156.2
8	27	FAEMS Team by Ebimotor	ITA	Matteo Martinelli	ITA	Giacomo Pedrini	ITA	Porsche 992 GT3 Cup	SILVER	5	40	1:37.404	19	<b>1:37.402</b>	15	<b>1:37.402</b>	1.582	0.020	156.1
9	78	Tsunami RT	SMR	Davide Scannicchio	ITA	Fabio Babini	ITA	Porsche 992 GT3 Cup	PROAM	2	48	<b>1:37.412</b>	7	1:39.674	11	<b>1:37.412</b>	1.592	0.010	156.1
10	14	GT Corse	ESP	Alejandro Bambio Perea	ESP	Borja Garcia	ESP	Porsche 992 GT3 Cup	PROAM	3	40	<b>1:37.459</b>	12	1:37.758	15	<b>1:37.459</b>	1.639	0.047	156.1
11	18	Target Racing	ITA	Pierluigi Alessandri	ITA		ITA	Ferrari 296 Challenge	AM	3	30	1:38.543	16	<b>1:37.632</b>	14	<b>1:37.632</b>	1.812	0.173	155.8
12	16	Volcano Motorsport	ESP	Evgenii Leonov	IND	Gabriele Piana	ITA	Porsche 992 GT3 Cup	PROAM	4	54	<b>1:37.709</b>	6	1:38.627	26	<b>1:37.709</b>	1.889	0.077	155.7
13	55	SP Racing Team	ITA	Stefano Zerbi	ITA	Matias Russo	ARG	Porsche 992 GT3 Cup	PROAM	5	38	<b>1:37.741</b>	10	1:37.807	13	<b>1:37.741</b>	1.921	0.032	155.6
14	19	Tsunami RT	SMR	Fernando Navarrete	ESP	Fernando Pedrera	ESP	Porsche 992 GT3 Cup	AM	4	43	<b>1:37.815</b>	18	1:38.269	16	<b>1:37.815</b>	1.995	0.074	155.5
15	6	Hans Weijs Motorsport	NLD	Lars Zaenen	BEL	Fgani A. Salubre	POL	Porsche 992 GT3 Cup	PROAM*	6	48	1:38.348	13	<b>1:38.032</b>	20	<b>1:38.032</b>	2.212	0.217	155.1
16	911	LMR Motorsport	PRT	Leandro Martins	BRA	Dieter Svepes	AUT	Porsche 992 GT3 Cup	AM	5	29	1:38.958	6	<b>1:38.154</b>	14	<b>1:38.154</b>	2.334	0.122	154.9
17	77	AF Motorsport	PRT	José Barros	PRT		PRT	Porsche 992 GT3 Cup	SILVER	6	45	<b>1:38.476</b>	21	1:38.821	23	<b>1:38.476</b>	2.656	0.322	154.4
18	11	LMR Motorsport	PRT	Bernardo Lucas Pinheiro	PRT	Flávio Sampaio	BRA	Porsche 992 GT3 Cup	PROAM	7	46	<b>1:39.403</b>	15	1:40.883	11	<b>1:39.403</b>	3.583	0.927	153.0
19	87	GDL Racing	SMR	Nelson Monteiro jr	BRA	Nelson Marcondes	BRA	Porsche 992 GT3 Cup	AM	6	48	<b>1:39.682</b>	8	1:40.014	24	<b>1:39.682</b>	3.862	0.279	152.6

Published at:.....

<b>Race Director:</b>	Alessandro Ferrari	<b>Timekeeper:</b>	Luis Garcia
	ACI DGA 392080		JCR-2654-ESP/M

