

Spa Francorchamps
GT Cup Europe
Free Practice - 2
Provisional Results



Spa Francorchamps 7.004 m

Cls	N°	Entrant/Team	Nat	Driver 1	Nat	Driver 2	Nat	Vehicle	Cat	Cls	Laps	Best	Time	Gap	Interval	Km/h
1	7	Hans Weijs Motorsport	NLD	Jurriaan de Back	NLD	Paul Meijer	NLD	Porsche 992 GT3 Cup	SILVER	1	18	8	2:20.659			179.2
2	22	ZRS Motorsport	ITA	Simone Iaquina	ITA	Ludovico Longoni	ITA	Porsche 992 GT3 Cup	SILVER	2	17	13	2:22.233	1.574	1.574	177.2
3	14	GT Corse	ESP	Alejandro Barambio	ESP	Borja García	ESP	Porsche 992 GT3 Cup	PROAM	1	18	7	2:22.744	2.085	0.511	176.6
4	1	FAEMS Team by Ebimotors	ITA	Matteo Luvisi	ITA	Pietro Delli Guanti	ITA	Porsche 992 GT3 Cup	SILVER	3	18	7	2:22.883	2.224	0.139	176.4
5	16	Volcano Motorsport	ESP	Evgenii Leonov	NLD		NLD	Porsche 992 GT3 Cup	AM	1	18	17	2:23.060	2.401	0.177	176.2
6	6	Hans Weijs Motorsport	NLD	Lars Zaenen	BEL	Fgani A. Salubre	PHL	Porsche 992 GT3 Cup	PROAM*	2	19	4	2:23.325	2.666	0.265	175.9
7	5	Hans Weijs Motorsport	NLD	Rick van Zijverden	NLD	Hans Weijs	NLD	Porsche 992 GT3 Cup	AM*	2	19	4	2:23.648	2.989	0.323	175.5
8	44	GDL Racing	SMR	H. de Mello	BRA	Giacomo Giubergia	ITA	Porsche 992 GT3 Cup	AM	3	18	11	2:23.728	3.069	0.080	175.4
9	27	FAEMS Team by Ebimotors	ITA	Matteo Martinelli	ITA	Giacomo Pedrini	ITA	Porsche 992 GT3 Cup	SILVER	4	18	13	2:23.793	3.134	0.065	175.3
10	87	GDL Racing	SMR	Nelson Monteiro jr	BRA	Nelson Marcondes	BRA	Porsche 992 GT3 Cup	AM	4	19	17	2:24.062	3.403	0.269	175.0
11	911	LMR Motorsport	PRT	Leandro Martins	BRA	Dieter Svepes	AUT	Porsche 992 GT3 Cup	AM	5	17	15	2:24.091	3.432	0.029	174.9
12	4	BiRace Motorsport	ITA	Diego Stifter	ITA	Lodovico Laurini	ITA	Porsche 992 GT3 Cup	SILVER	5	16	4	2:24.569	3.910	0.478	174.4
13	77	AF Motorsport	PRT	José Barros	PRT		PRT	Porsche 992 GT3 Cup	SILVER	6	18	16	2:24.589	3.930	0.020	174.3
14	11	LMR Motorsport	PRT	Bernardo Lucas Pinheiro	BRA	Flávio Sampaio	BRA	Porsche 992 GT3 Cup	PROAM	3	19	6	2:25.301	4.642	0.712	173.5
15	19	Tsunami RT	SMR	Fernando Navarrete	ESP	Fernando Pedrera	ESP	Porsche 992 GT3 Cup	AM	6	17	9	2:26.966	6.307	1.665	171.5

Published at:.....

Track Temp: 22.0 °C Air Temp: 9.8 °C Humidity: 63 % Track Status: WET

Race Director:

Alessandro Ferrari

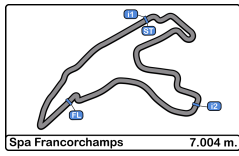
ACI DGA 392080

Timekeeper:

Luis Garcia

JCR-2654-ESP/M





Spa Francorchamps
GT Cup Europe
Free Practice - 2
Track Limit



The Stewards, having received a report from Race Director, have considered the following matter and determine the following:

Session Free Practice - 2
Fact The cars below did not use the track at the turns listed below

Infringement Breach of Appendix L Chapter IV Article 2 c) of the FIA International Sporting Code and Article 19.4/19.5 of the Sporting Regulations.

Decision Deletion of the lap times shown in accordance with Article 12.4.1.e of the FIA International Sporting Code.

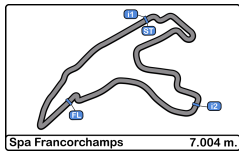
Note

- Certain decisions of the Stewards are subject to appeal (Article 15 of the FIA International Sporting Code).
- These penalties are not subject to appeal Article.12.3.4 of the FIA International Sporting Code and Article 16.5 of the Sporting Regulations.
- According to Article.12.3.3.b of the FIA International Sporting Code these decisions become immediately binding even in case of an appeal.

Ord	Turn	N° Driver	Entrant/Team	Time of Day	Lap Time
1	17	14 Barambio - Garcia	GT Corse	14:45:34.410	2:34.005
2	4	911 Martins - Svepes	LMR Motorsport	14:46:24.513	2:30.062
3	17	19 Navarrete - Pedrera	Tsunami RT	14:46:55.462	2:30.836
4	17	1 Luvisi - Delli Guanti	FAEMS Team by Ebimotors	14:47:27.801	2:23.821
5	17	22 laquinta - Longoni	ZRS Motorsport	14:48:24.941	2:27.194
6	17	19 Navarrete - Pedrera	Tsunami RT	14:49:22.541	2:27.079
7	4	1 Luvisi - Delli Guanti	FAEMS Team by Ebimotors	14:49:50.677	2:22.876
8	17	27 Martinelli - Pedrini	FAEMS Team by Ebimotors	14:50:10.847	2:25.919
9	17	22 laquinta - Longoni	ZRS Motorsport	14:50:50.471	2:25.530
10	4	911 Martins - Svepes	LMR Motorsport	14:51:16.599	2:25.666
11	4	19 Navarrete - Pedrera	Tsunami RT	14:51:49.058	2:26.517
12	17	27 Martinelli - Pedrini	FAEMS Team by Ebimotors	14:52:35.337	2:24.490
13	4	911 Martins - Svepes	LMR Motorsport	14:53:42.482	2:25.883
14	4	11 Pinheiro - Sampaio	LMR Motorsport	14:53:46.687	2:26.026
15	17	4 Stifter - Laurini	BiRace Motorsport	14:54:15.681	2:24.726
16	4	27 Martinelli - Pedrini	FAEMS Team by Ebimotors	14:54:59.402	2:24.065
17	4	6 Zaenen - Salubre	Hans Weijs Motorsport	14:55:01.281	2:24.572
18	4	44 H. de Mello - Giubergia	GDL Racing	14:55:54.783	2:26.474
19	4	911 Martins - Svepes	LMR Motorsport	14:56:09.372	2:26.890
20	4	19 Navarrete - Pedrera	Tsunami RT	14:56:51.385	2:27.621
21	4	77 José Barros	AF Motorsport	14:57:17.349	2:27.477
22	10	27 Martinelli - Pedrini	FAEMS Team by Ebimotors	14:57:24.093	2:24.691
23	4	6 Zaenen - Salubre	Hans Weijs Motorsport	14:57:26.764	2:25.483
24	4	911 Martins - Svepes	LMR Motorsport	14:58:44.433	2:35.061
25	4	19 Navarrete - Pedrera	Tsunami RT	14:59:18.742	2:27.357
26	17	22 laquinta - Longoni	ZRS Motorsport	14:59:32.310	3:52.710
27	17	77 José Barros	AF Motorsport	14:59:44.158	2:26.809
28	4	5 van Zijverden - Weijs	Hans Weijs Motorsport	15:00:05.901	2:22.923
29	4	7 de Back - Meijer	Hans Weijs Motorsport	15:00:15.376	2:21.724
30	4	22 laquinta - Longoni	ZRS Motorsport	15:01:55.910	2:23.600
31	4	77 José Barros	AF Motorsport	15:02:11.026	2:26.868
32	17	6 Zaenen - Salubre	Hans Weijs Motorsport	15:02:25.243	4:58.479
33	17	5 van Zijverden - Weijs	Hans Weijs Motorsport	15:02:28.331	2:22.430
34	10	16 Evgenii Leonov	Volcano Motorsport	15:02:33.226	2:24.023
35	10	1 Luvisi - Delli Guanti	FAEMS Team by Ebimotors	15:03:36.679	2:21.871
36	4	22 laquinta - Longoni	ZRS Motorsport	15:04:19.278	2:23.368
37	17	27 Martinelli - Pedrini	FAEMS Team by Ebimotors	15:04:49.829	2:27.946
38	4	1 Luvisi - Delli Guanti	FAEMS Team by Ebimotors	15:05:58.015	2:21.336
39	4	11 Pinheiro - Sampaio	LMR Motorsport	15:06:29.469	2:30.006

The Stewards:





Spa Francorchamps
GT Cup Europe
Free Practice - 2
Track Limit



The Stewards, having received a report from Race Director, have considered the following matter and determine the following:

Session Free Practice - 2
Fact The cars below did not use the track at the turns listed below

Infringement Breach of Appendix L Chapter IV Article 2 c) of the FIA International Sporting Code and Article 19.4/19.5 of the Sporting Regulations.

Decision Deletion of the lap times shown in accordance with Article 12.4.1.e of the FIA International Sporting Code.

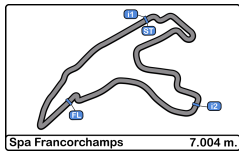
Note

- Certain decisions of the Stewards are subject to appeal (Article 15 of the FIA International Sporting Code).
- These penalties are not subject to appeal Article.12.3.4 of the FIA International Sporting Code and Article 16.5 of the Sporting Regulations.
- According to Article.12.3.3.b of the FIA International Sporting Code these decisions become immediately binding even in case of an appeal.

Ord	Turn	N° Driver	Entrant/Team	Time of Day	Lap Time
40	10	77 José Barros	AF Motorsport	15:06:32.558	4:21.532
41	17	16 Evgenii Leonov	Volcano Motorsport	15:07:21.072	2:24.152
42	4	6 Zaenen - Salubre	Hans Weijs Motorsport	15:07:25.493	2:29.914
43	10	1 Luvisi - Delli Guanti	FAEMS Team by Ebimotors	15:08:26.475	2:28.460
44	17	5 van Zijverden - Weijs	Hans Weijs Motorsport	15:09:02.713	4:10.686
45	4	27 Martinelli - Pedrini	FAEMS Team by Ebimotors	15:09:39.457	2:24.186
46	4	911 Martins - Svepes	LMR Motorsport	15:10:04.901	2:24.395
47	17	14 Barambio - García	GT Corse	15:10:41.271	3:40.716
48	4	77 José Barros	AF Motorsport	15:11:27.962	2:26.338
49	4	5 van Zijverden - Weijs	Hans Weijs Motorsport	15:11:30.912	2:28.199
50	11	16 Evgenii Leonov	Volcano Motorsport	15:12:10.993	2:25.989
51	17	19 Navarrete - Pedrera	Tsunami RT	15:12:27.025	2:27.055
52	17	911 Martins - Svepes	LMR Motorsport	15:12:28.561	2:23.660
53	17	4 Stifter - Laurini	BiRace Motorsport	15:14:06.807	7:36.515
54	17	44 H. de Mello - Giubergia	GDL Racing	15:14:44.248	2:23.915
55	17	19 Navarrete - Pedrera	Tsunami RT	15:14:51.120	2:24.095
56	4	6 Zaenen - Salubre	Hans Weijs Motorsport	15:14:55.245	2:36.225
57	4	1 Luvisi - Delli Guanti	FAEMS Team by Ebimotors	15:15:11.419	2:23.828
58	4	87 Monteiro jr - Marcondes	GDL Racing	15:15:28.966	2:27.892
59	4	14 Barambio - García	GT Corse	15:15:32.920	2:25.555
60	4	77 José Barros	AF Motorsport	15:16:19.090	2:24.865
61	17	5 van Zijverden - Weijs	Hans Weijs Motorsport	15:16:20.202	2:23.872
62	17	4 Stifter - Laurini	BiRace Motorsport	15:16:31.808	2:25.001
63	17	19 Navarrete - Pedrera	Tsunami RT	15:17:14.483	2:23.363
64	4	5 van Zijverden - Weijs	Hans Weijs Motorsport	15:18:46.229	2:26.027
65	17	4 Stifter - Laurini	BiRace Motorsport	15:18:56.747	2:24.939
66	4	19 Navarrete - Pedrera	Tsunami RT	15:19:46.994	2:32.511
67	17	14 Barambio - García	GT Corse	15:20:22.727	2:24.848
68	17	77 José Barros	AF Motorsport	15:21:08.195	2:24.312
69	4	44 H. de Mello - Giubergia	GDL Racing	15:21:13.186	2:25.698
70	17	4 Stifter - Laurini	BiRace Motorsport	15:21:21.699	2:24.952
71	10	7 de Back - Meijer	Hans Weijs Motorsport	15:21:22.597	2:23.777
72	17	27 Martinelli - Pedrini	FAEMS Team by Ebimotors	15:21:27.002	2:23.722
73	4	6 Zaenen - Salubre	Hans Weijs Motorsport	15:21:56.526	2:27.048
74	17	22 laquinta - Longoni	ZRS Motorsport	15:22:05.890	2:23.611
75	17	16 Evgenii Leonov	Volcano Motorsport	15:23:04.551	2:27.139
76	4	5 van Zijverden - Weijs	Hans Weijs Motorsport	15:23:34.592	2:24.513
77	4	7 de Back - Meijer	Hans Weijs Motorsport	15:23:48.918	2:26.321
78	10	77 José Barros	AF Motorsport	15:25:57.350	2:24.566

The Stewards:





Spa Francorchamps
GT Cup Europe
Free Practice - 2
Track Limit



The Stewards, having received a report from Race Director, have considered the following matter and determine the following:

Session Free Practice - 2

Fact The cars below did not use the track at the turns listed below

Infringement Breach of Appendix L Chapter IV Article 2 c) of the FIA International Sporting Code and Article 19.4/19.5 of the Sporting Regulations.

Decision Deletion of the lap times shown in accordance with Article 12.4.1.e of the FIA International Sporting Code.

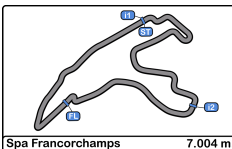
Note

- Certain decisions of the Stewards are subject to appeal (Article 15 of the FIA International Sporting Code).
- These penalties are not subject to appeal Article.12.3.4 of the FIA International Sporting Code and Article 16.5 of the Sporting Regulations.
- According to Article.12.3.3.b of the FIA International Sporting Code these decisions become immediately binding even in case of an appeal.

Ord	Turn	N° Driver	Entrant/Team	Time of Day	Lap Time
79	4	4 Stifter - Laurini	BiRace Motorsport	15:26:12.461	2:25.121
80	4	22 Iaquina - Longoni	ZRS Motorsport	15:26:52.090	2:22.908
81	17	1 Luvisi - Delli Guanti	FAEMS Team by Ebimotors	15:27:07.307	2:22.991
82	17	14 Barambio - García	GT Corse	15:27:10.925	2:24.378
83	4	27 Martinelli - Pedrini	FAEMS Team by Ebimotors	15:27:36.103	2:25.418
84	4	6 Zaenen - Salubre	Hans Weijs Motorsport	15:29:09.188	2:23.416
85	4	19 Navarrete - Pedrera	Tsunami RT	15:29:35.481	2:23.227
86	4	14 Barambio - García	GT Corse	15:29:37.958	2:27.033
87	17	27 Martinelli - Pedrini	FAEMS Team by Ebimotors	15:30:00.597	2:24.494
88	4	44 H. de Mello - Giubergia	GDL Racing	15:30:54.749	2:25.163
89	4	5 van Zijverden - Weijs	Hans Weijs Motorsport	15:30:56.385	2:27.844
90	11	19 Navarrete - Pedrera	Tsunami RT	15:31:58.891	2:23.410
91	10	14 Barambio - García	GT Corse	15:32:04.604	2:26.646

The Stewards:





Spa Francorchamps
GT Cup Europe
Free Practice - 2
Provisional Results by Category



SILVER																
Cls	Nº	Entrant/Team	Nat	Driver 1	Nat	Driver 2	Nat	Vehicle	Cat	Cls	Laps	Best	Time	Gap	Interval	Km/h
1	7	Hans Weijs Motorsport	NLD	Jurriaan de Back	NLD	Paul Meijer	NLD	Porsche 992 GT3 Cup	SILVER	1	18	8	2:20.659			179.2
2	22	ZRS Motorsport	ITA	Simone Iaquina	ITA	Ludovico Longoni	ITA	Porsche 992 GT3 Cup	SILVER	2	17	13	2:22.233	1.574	1.574	177.2
3	1	FAEMS Team by Ebimotors	ITA	Matteo Luvisi	ITA	Pietro Delli Guanti	ITA	Porsche 992 GT3 Cup	SILVER	3	18	7	2:22.883	2.224	0.650	176.4
4	27	FAEMS Team by Ebimotors	ITA	Matteo Martinelli	ITA	Giacomo Pedrini	ITA	Porsche 992 GT3 Cup	SILVER	4	18	13	2:23.793	3.134	0.910	175.3
5	4	BiRace Motorsport	ITA	Diego Stifter	ITA	Lodovico Laurini	ITA	Porsche 992 GT3 Cup	SILVER	5	16	4	2:24.569	3.910	0.776	174.4
6	77	AF Motorsport	PRT	José Barros	PRT			Porsche 992 GT3 Cup	SILVER	6	18	16	2:24.589	3.930	0.020	174.3

PROAM																
Cls	Nº	Entrant/Team	Nat	Driver 1	Nat	Driver 2	Nat	Vehicle	Cat	Cls	Laps	Best	Time	Gap	Interval	Km/h
1	14	GT Corse	ESP	Alejandro Barambio	ESP	Borja García	ESP	Porsche 992 GT3 Cup	PROAM	1	18	7	2:22.744			176.6
2	6	Hans Weijs Motorsport	NLD	Lars Zaenen	BEL	Fgani A. Salubre	POL	Porsche 992 GT3 Cup	PROAM*	2	19	4	2:23.325	0.581	0.581	175.9
3	11	LMR Motorsport	PRT	Bernardo Lucas Pinheiro	PRT	Flávio Sampaio	BRA	Porsche 992 GT3 Cup	PROAM	3	19	6	2:25.301	2.557	1.976	173.5

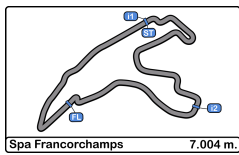
AM																
Cls	Nº	Entrant/Team	Nat	Driver 1	Nat	Driver 2	Nat	Vehicle	Cat	Cls	Laps	Best	Time	Gap	Interval	Km/h
1	16	Volcano Motorsport	ESP	Evgenii Leonov	FIA			Porsche 992 GT3 Cup	AM	1	18	17	2:23.060			176.2
2	5	Hans Weijs Motorsport	NLD	Rick van Zijverden	NLD	Hans Weijs	NLD	Porsche 992 GT3 Cup	AM*	2	19	4	2:23.648	0.588	0.588	175.5
3	44	GDL Racing	BRA	H. de Mello	BRA	Giacomo Giubergia	ITA	Porsche 992 GT3 Cup	AM	3	18	11	2:23.728	0.668	0.080	175.4
4	87	GDL Racing	BRA	Nelson Monteiro jr	BRA	Nelson Marcondes	BRA	Porsche 992 GT3 Cup	AM	4	19	17	2:24.062	1.002	0.334	175.0
5	911	LMR Motorsport	PRT	Leandro Martins	BRA	Dieter Svepes	AUT	Porsche 992 GT3 Cup	AM	5	17	15	2:24.091	1.031	0.029	174.9
6	19	Tsunami RT	BRA	Fernando Navarrete	ESP	Fernando Pedrera	ESP	Porsche 992 GT3 Cup	AM	6	17	9	2:26.966	3.906	2.875	171.5

Published at:.....

Track Temp: 22.0 °C Air Temp: 9.8 °C Humidity: 63 % Track Status: WET

Race Director:	Alessandro Ferrari ACI DGA 392080	Timekeeper:	Luis Garcia JCR-2654-ESP/M
-----------------------	--------------------------------------	--------------------	-------------------------------





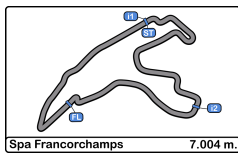
Spa Francorchamps
GT Cup Europe
Free Practice - 2
Lap Analysis



1							5								
Matteo Luvisi							Rick van Zijverden								
Porsche 992 GT3 Cup							Porsche 992 GT3 Cup								
SILVER							AM*								
Pietro Delli Guanti							Hans Weijs								
FAEMS Team by Ebimotors							Hans Weijs Motorsport								
Lap	D	Time	Sector 1	Sector 2	Sector 3	T. Spd	Elapsed	Lap	D	Time	Sector 1	Sector 2	Sector 3	T. Spd	Elapsed
1		14:42:36.024	14:40:40.970	1:14.834	40.220	192.8	14:42:36.024	1		14:42:50.489	14:40:53.093	1:16.635	40.761	177.0	14:42:50.489
2		2:27.956	41.980	1:08.755	37.221	243.7	14:45:03.980	2		2:27.148	41.489	1:08.692	36.967	258.9	14:45:17.637
3		2:23.824	39.956	1:07.077	36.788	264.0	14:47:27.801	3		2:24.134	39.944	1:07.332	36.858	266.6	14:47:41.771
4		2:22.876	39.803	1:06.652	36.421	264.0	14:49:50.677	4		2:23.648	39.873	1:07.129	36.646	264.7	14:50:05.419
5		6:32.893	4:40.247	1:14.184	38.462	217.3	14:56:23.570	5		5:02.596	2:51.562	1:28.783	42.251	185.2	14:55:08.015
6		2:28.355	42.075	1:08.574	37.706	222.2	14:58:51.925	6		2:34.963	46.350	1:11.628	36.985	234.2	14:57:42.978
7		2:22.883	39.716	1:06.798	36.369	264.7	15:01:14.808	7		2:22.923	39.442	1:07.039	36.442	266.0	15:00:05.901
8		2:21.874	39.606	1:05.992	36.273	264.7	15:03:36.679	8		2:22.430	39.442	1:06.601	36.387	266.6	15:02:28.331
9		2:21.336	39.401	1:05.748	36.187	266.0	15:05:58.015	9		2:23.696	39.461	1:07.458	36.777	267.9	15:04:52.027
10		2:28.460	39.629	1:08.610	40.221	265.3	15:08:26.475	10		4:40.686	2:23.408	1:10.202	37.076	238.4	15:09:02.713
11		4:21.116	2:35.933	1:08.210	36.973	250.0	15:12:47.591	11		2:28.199	39.999	1:09.109	39.091	264.0	15:11:30.912
12		2:23.828	39.945	1:07.009	36.874	265.3	15:15:11.419	12		2:25.418	40.094	1:08.021	37.303	264.7	15:13:56.330
13		2:23.168	39.568	1:06.818	36.782	267.9	15:17:34.587	13		2:23.872	39.743	1:07.520	36.609	268.6	15:16:20.202
14		2:22.925	39.542	1:06.575	36.808	267.3	15:19:57.512	14		2:26.027	39.759	1:08.312	37.956	266.6	15:18:46.229
15		2:22.899	39.502	1:06.820	36.577	266.0	15:22:20.411	15		2:23.850	39.837	1:07.281	36.732	266.6	15:21:10.079
16		2:23.905	39.572	1:07.410	36.923	266.6	15:24:44.316	16		2:24.513	39.876	1:07.717	36.920	264.7	15:23:34.592
17		2:22.994	39.711	1:06.755	36.525	266.0	15:27:07.307	17		2:25.808	40.032	1:08.459	37.317	264.0	15:26:00.400
18		3:41.888	1:54.568	1:09.580	37.740	204.1	15:30:49.195	18		2:28.141	40.355	1:09.588	38.198	263.4	15:28:28.541
19								19		2:27.844	42.528	1:08.436	36.880	264.7	15:30:56.385

4							6								
Diego Stifter							Lars Zaenen								
Porsche 992 GT3 Cup							Porsche 992 GT3 Cup								
SILVER							PROAM*								
Lodovico Laurini							Fgani A. Salubre								
BiRace Motorsport							Hans Weijs Motorsport								
Lap	D	Time	Sector 1	Sector 2	Sector 3	T. Spd	Elapsed	Lap	D	Time	Sector 1	Sector 2	Sector 3	T. Spd	Elapsed
1		14:44:33.607	14:42:22.252	1:26.725	44.630	118.1	14:44:33.607	1		14:42:55.819	14:40:55.669	1:19.989	40.161	126.7	14:42:55.819
2		2:27.290	40.999	1:08.879	37.412	260.8	14:47:00.897	2		2:28.873	42.192	1:09.606	37.075	218.6	14:45:24.692
3		2:25.489	40.370	1:07.903	37.216	260.8	14:49:26.386	3		2:24.889	40.146	1:07.705	37.038	265.3	14:47:49.581
4		2:24.569	40.042	1:07.612	36.915	262.7	14:51:50.955	4		2:23.325	39.931	1:06.893	36.501	264.7	14:50:12.906
5		2:24.726	40.058	1:07.621	37.047	261.5	14:54:15.681	5		2:23.803	39.679	1:07.183	36.941	266.6	14:52:36.709
6		2:25.084	40.089	1:07.766	37.229	261.5	14:56:40.765	6		2:24.572	39.639	1:07.242	37.691	266.0	14:55:01.281
7		4:59.554	3:13.062	1:08.354	38.138	247.7	15:01:40.319	7		2:25.483	39.695	1:07.715	38.073	264.7	14:57:26.764
8		2:24.672	40.090	1:07.608	36.974	262.1	15:04:04.991	8		4:58.479	3:09.121	1:10.008	39.350	227.8	15:02:25.243
9		2:25.301	39.899	1:07.615	37.787	263.4	15:06:30.292	9		2:30.336	41.215	1:10.775	38.346	260.8	15:04:55.579
10		7:36.515	5:50.087	1:08.931	37.497	241.6	15:14:06.807	10		2:29.944	42.329	1:09.661	37.924	228.8	15:07:25.493
11		2:25.904	40.431	1:07.756	36.814	262.7	15:16:31.808	11		2:26.548	40.586	1:08.308	37.654	262.7	15:09:52.041
12		2:24.939	40.025	1:08.090	36.824	264.0	15:18:56.747	12		2:26.979	40.693	1:08.318	37.968	260.8	15:12:19.020
13		2:24.962	40.133	1:07.937	36.882	264.7	15:21:21.699	13		2:36.225	43.081	1:10.226	42.918	230.7	15:14:55.245
14		2:25.641	40.106	1:08.052	37.483	262.1	15:23:47.340	14		4:34.233	2:43.062	1:12.786	38.385	222.2	15:19:29.478
15		2:25.124	40.221	1:07.934	36.966	261.5	15:26:12.461	15		2:27.048	40.808	1:08.931	37.309	250.0	15:21:56.526
16		2:25.412	40.513	1:07.799	37.100	263.4	15:28:37.873	16		2:24.624	40.156	1:07.568	36.900	261.5	15:24:21.150
17								17		2:24.622	39.771	1:07.798	37.053	264.7	15:26:45.772
18								18		2:23.416	39.797	1:07.015	36.604	264.7	15:29:09.188
19								19		2:24.005	39.980	1:07.099	36.926	263.4	15:31:33.193





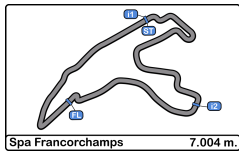
Spa Francorchamps
GT Cup Europe
Free Practice - 2
Lap Analysis



7							14							
SILVER							PROAM							
Jurriaan de Back							Alejandro Barambio							
Paul Meijer							Borja García							
Hans Weijts Motorsport							GT Corse							
Lap	D	Time	Sector 1	Sector 2	Sector 3	T. Spd	Lap	D	Time	Sector 1	Sector 2	Sector 3	T. Spd	Elapsed
1		14:42:51.921	14:40:53.604	1:17.864	40.453	148.3	1		14:43:00.405	14:40:58.417	1:21.592	40.396	119.3	14:43:00.405
2		2:26.902	40.889	1:09.038	36.975	262.7	2		2:34.006	42.531	1:12.985	38.489	206.8	14:45:34.410
3		2:25.069	39.900	1:08.002	37.167	267.3	3		2:39.614	40.868	1:19.829	38.917	237.8	14:48:14.024
4		2:24.134	39.823	1:07.602	36.709	265.3	4		4:30.146	2:25.201	1:17.166	47.779	151.6	14:52:44.170
5		5:10.238	2:56.911	1:25.439	47.888	140.0	5		2:28.602	41.361	1:10.007	37.234	248.8	14:55:12.772
6		2:35.388	43.675	1:11.064	40.649	161.9	6		2:23.891	40.024	1:07.307	36.560	264.0	14:57:36.663
7		2:21.724	39.601	1:06.059	36.064	266.6	7		2:22.744	39.840	1:06.484	36.420	263.4	14:59:59.407
8		2:20.659	39.041	1:05.581	36.037	270.0	8		4:37.588	2:53.939	1:06.999	36.650	250.0	15:04:36.995
9		2:28.550	39.003	1:05.737	43.810	270.0	9		2:23.560	39.966	1:06.623	36.971	262.7	15:07:00.555
10		4:21.177	2:35.951	1:08.347	36.879	235.2	10		3:40.716	1:54.431	1:08.939	37.346	248.8	15:10:41.271
11		2:23.485	39.673	1:07.277	36.535	264.7	11		2:26.094	40.578	1:08.076	37.440	263.4	15:13:07.365
12		2:23.584	39.708	1:07.402	36.474	265.3	12		2:25.555	40.179	1:08.192	37.184	264.7	15:15:32.920
13		2:22.730	39.446	1:06.903	36.381	267.9	13		2:24.959	40.010	1:07.584	37.365	265.3	15:17:57.879
14		2:23.259	39.491	1:07.308	36.460	266.6	14		2:24.848	40.015	1:07.651	37.182	265.3	15:20:22.727
15		2:23.777	39.453	1:07.350	36.974	266.6	15		4:23.820	2:38.534	1:08.265	37.021	246.5	15:24:46.547
16		2:26.324	39.666	1:08.975	37.680	242.6	16		2:24.378	39.868	1:07.591	36.919	266.0	15:27:10.925
17		3:55.125	2:09.096	1:09.183	36.846	243.2	17		2:27.033	39.919	1:10.212	36.902	266.0	15:29:37.958
18		2:23.687	39.615	1:07.322	36.750	266.6	18		2:26.646	40.072	1:08.833	37.741	264.0	15:32:04.604

11							16							
PROAM							AM							
Bernardo Lucas Pinheiro							Evgenii Leonov							
Flávio Sampaio							Volcano Motorsport							
LMR Motorsport														
Lap	D	Time	Sector 1	Sector 2	Sector 3	T. Spd	Lap	D	Time	Sector 1	Sector 2	Sector 3	T. Spd	Elapsed
1		14:43:42.735	14:41:29.390	1:25.550	47.795	168.2	1		14:42:54.221	14:40:54.032	1:19.275	40.914	178.2	14:42:54.221
2		2:42.448	45.411	1:14.724	42.313	174.4	2		2:28.941	41.997	1:09.502	37.442	258.3	14:45:23.162
3		2:28.962	41.454	1:09.645	37.863	255.3	3		2:27.459	40.673	1:09.512	37.274	262.1	14:47:50.621
4		2:26.516	40.626	1:08.381	37.509	260.2	4		2:25.112	40.563	1:07.570	36.979	262.7	14:50:15.733
5		2:26.926	40.497	1:08.071	37.458	260.8	5		2:25.454	40.492	1:07.739	37.223	261.5	14:52:41.187
6		2:25.301	40.637	1:07.511	37.153	260.8	6		5:03.925	3:18.543	1:08.337	37.045	246.5	14:57:45.112
7		2:30.561	41.059	1:09.145	40.357	255.9	7		2:24.091	40.277	1:07.460	36.354	262.7	15:00:09.203
8		5:16.914	3:24.935	1:13.261	38.718	213.8	8		2:24.023	40.037	1:06.825	37.161	262.7	15:02:33.226
9		2:30.006	41.687	1:09.717	38.602	255.9	9		2:23.694	40.010	1:06.904	36.780	264.7	15:04:56.920
10		2:30.206	42.605	1:09.497	38.104	257.1	10		2:24.152	39.860	1:07.494	36.798	264.7	15:07:21.072
11		2:27.944	41.359	1:08.968	37.617	258.3	11		2:23.932	39.996	1:07.261	36.675	264.7	15:09:45.004
12		2:30.971	41.903	1:09.229	39.839	259.6	12		2:26.989	40.138	1:09.213	36.638	263.4	15:12:10.993
13		2:27.914	41.236	1:08.868	37.810	260.2	13		2:24.672	39.999	1:07.731	36.942	263.4	15:14:35.665
14		2:27.583	40.969	1:08.712	37.902	260.8	14		6:01.747	4:08.575	1:14.394	38.778	224.5	15:20:37.412
15		2:26.863	41.200	1:08.245	37.418	258.9	15		2:27.139	40.949	1:08.947	37.243	258.9	15:23:04.551
16		2:29.952	40.905	1:10.695	38.352	255.3	16		2:24.150	39.991	1:07.372	36.787	263.4	15:25:28.701
17		2:27.224	40.683	1:08.518	38.023	260.8	17		2:23.060	39.849	1:06.778	36.433	264.0	15:27:51.761
18		2:26.564	41.150	1:07.992	37.422	258.9	18		2:25.253	39.898	1:07.437	37.918	263.4	15:30:17.014
19		2:27.380	41.014	1:08.469	37.897	260.8	19							





Spa Francorchamps
GT Cup Europe
Free Practice - 2
Lap Analysis



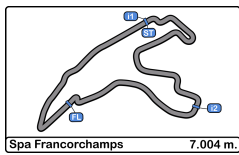
19 Fernando Navarrete Porsche 992 GT3 Cup **27** Matteo Martinelli Porsche 992 GT3 Cup
AM Fernando Pedrera Tsunami RT SILVER Giacomo Pedrini FAEMS Team by Ebimotors

Lap	D	Time	Sector 1	Sector 2	Sector 3	T. Spd	Elapsed	Lap	D	Time	Sector 1	Sector 2	Sector 3	T. Spd	Elapsed
1		14:44:24.626	14:42:25.247	1:19.574	39.805	162.6	14:44:24.626	1		14:42:45.636	14:40:46.880	1:18.488	40.268	203.3	14:42:45.636
2		2:30.836	42.143	1:10.874	37.819	253.5	14:46:55.462	2		2:29.619	41.038	1:10.732	37.849	254.1	14:45:15.255
3		2:27.079	40.903	1:08.959	37.217	259.6	14:49:22.541	3		2:29.673	40.259	1:08.761	40.653	260.2	14:47:44.928
4		2:26.547	40.263	1:08.619	37.635	262.7	14:51:49.058	4		2:25.949	39.812	1:08.197	37.910	260.8	14:50:10.847
5		2:34.706	45.634	1:09.448	39.624	257.1	14:54:23.764	5		2:24.490	39.705	1:07.711	37.074	265.3	14:52:35.337
6		2:27.624	40.830	1:08.845	37.946	258.9	14:56:51.385	6		2:24.065	39.644	1:07.371	37.050	266.0	14:54:59.402
7		2:27.357	40.829	1:09.122	37.406	257.1	14:59:18.742	7		2:24.694	39.637	1:07.997	37.057	266.0	14:57:24.093
8		2:27.294	40.499	1:09.064	37.731	261.5	15:01:46.036	8		4:57.790	2:57.579	1:20.749	39.462	192.5	15:02:21.883
9		2:26.966	40.341	1:08.388	38.237	262.7	15:04:13.002	9		2:27.046	41.336	1:09.232	37.378	258.3	15:04:49.829
10		5:46.968	3:44.357	1:21.797	40.814	152.7	15:09:59.970	10		2:25.442	40.575	1:07.858	37.009	261.5	15:07:15.271
11		2:27.055	41.447	1:08.800	36.808	260.2	15:12:27.025	11		2:24.186	40.253	1:07.235	36.698	261.5	15:09:39.457
12		2:24.095	40.407	1:07.109	36.579	261.5	15:14:51.120	12		7:00.030	5:13.017	1:09.382	37.631	225.4	15:16:39.487
13		2:23.363	40.099	1:06.861	36.403	262.7	15:17:14.483	13		2:23.793	40.227	1:06.811	36.755	262.7	15:19:03.280
14		2:32.544	40.004	1:06.971	45.536	264.0	15:19:46.994	14		2:23.722	39.961	1:06.704	37.057	264.7	15:21:27.002
15		7:25.260	5:41.018	1:07.478	36.764	250.0	15:27:12.254	15		3:43.683	1:48.457	1:09.567	45.659	244.8	15:25:10.685
16		2:23.227	39.850	1:06.751	36.626	264.7	15:29:35.481	16		2:25.448	40.510	1:07.971	36.937	260.2	15:27:36.103
17		2:23.440	40.073	1:06.958	36.379	262.1	15:31:58.891	17		2:24.494	40.002	1:07.589	36.903	264.0	15:30:00.597
								18		2:24.295	40.125	1:07.259	36.911	262.1	15:32:24.892

22 Simone Iaquinta Porsche 992 GT3 Cup **44** H. de Mello Porsche 992 GT3 Cup
SILVER Ludovico Longoni ZRS Motorsport AM Giacomo Giubergia GDL Racing

Lap	D	Time	Sector 1	Sector 2	Sector 3	T. Spd	Elapsed	Lap	D	Time	Sector 1	Sector 2	Sector 3	T. Spd	Elapsed
1		14:43:23.397	14:41:19.169	1:21.454	42.774	151.6	14:43:23.397	1		14:43:29.987	14:41:18.326	1:26.148	45.513	167.1	14:43:29.987
2		2:34.350	43.889	1:09.267	41.194	183.6	14:45:57.747	2		2:34.693	43.850	1:12.511	38.332	235.2	14:46:04.680
3		2:27.494	40.587	1:09.279	37.328	263.4	14:48:24.941	3		2:29.075	41.441	1:09.470	38.164	257.7	14:48:33.755
4		2:25.530	40.287	1:08.325	36.918	249.4	14:50:50.471	4		2:27.450	41.143	1:08.619	37.688	259.6	14:51:01.205
5		2:24.860	40.537	1:07.433	36.890	262.7	14:53:15.331	5		2:27.104	40.778	1:08.385	37.941	261.5	14:53:28.309
6		2:24.269	40.060	1:07.329	36.880	263.4	14:55:39.600	6		2:26.474	40.860	1:07.943	37.671	260.2	14:55:54.783
7		3:52.740	2:07.180	1:08.397	37.133	248.2	14:59:32.310	7		6:43.727	4:41.750	1:18.914	43.063	196.7	15:02:38.510
8		2:23.600	39.548	1:07.515	36.537	266.6	15:01:55.910	8		2:29.068	42.127	1:09.627	37.314	254.7	15:05:07.578
9		2:23.368	40.029	1:06.903	36.436	265.3	15:04:19.278	9		2:24.837	40.662	1:07.411	36.764	260.2	15:07:32.415
10		4:20.118	2:21.577	1:18.254	40.287	198.5	15:08:39.396	10		2:24.190	40.442	1:07.090	36.658	263.4	15:09:56.605
11		2:31.789	41.285	1:11.548	38.956	249.4	15:11:11.185	11		2:23.728	40.391	1:06.593	36.744	264.0	15:12:20.333
12		2:23.515	39.842	1:07.272	36.401	265.3	15:13:34.700	12		2:23.946	40.165	1:07.098	36.652	263.4	15:14:44.248
13		2:22.233	39.485	1:06.416	36.332	266.6	15:15:56.933	13		4:03.240	2:13.123	1:12.067	38.050	238.9	15:18:47.488
14		3:45.346	2:00.074	1:07.879	37.393	250.0	15:19:42.279	14		2:25.698	40.493	1:07.744	37.461	263.4	15:21:13.186
15		2:23.644	39.877	1:06.909	36.825	264.7	15:22:05.890	15		2:25.842	40.454	1:08.006	37.382	261.5	15:23:39.028
16		2:23.292	40.017	1:06.756	36.519	265.3	15:24:29.182	16		2:25.707	40.726	1:07.715	37.266	261.5	15:26:04.735
17		2:22.908	39.770	1:06.618	36.520	266.0	15:26:52.090	17		2:24.851	40.449	1:07.490	36.912	264.7	15:28:29.586
								18		2:25.163	40.079	1:07.939	37.145	264.0	15:30:54.749





Spa Francorchamps
GT Cup Europe
Free Practice - 2
Lap Analysis



77

José Barros

Porsche 992 GT3 Cup 911

Leandro Martins

Porsche 992 GT3 Cup

SILVER

AF Motorsport AM

Dieter Svepes

LMR Motorsport

Lap	D	Time	Sector 1	Sector 2	Sector 3	T. Spd	Elapsed	Lap	D	Time	Sector 1	Sector 2	Sector 3	T. Spd	Elapsed
1		14:43:27.967	14:41:09.498	1:33.724	44.745	120.1	14:43:27.967	1		14:43:54.451	14:41:50.401	1:15.739	48.311	235.8	14:43:54.451
2		2:35.568	45.075	1:11.913	38.580	237.8	14:46:03.535	2		2:30.062	41.225	1:09.241	39.596	254.7	14:46:24.513
3		3:53.837	2:06.034	1:09.828	37.975	237.3	14:49:57.372	3		2:26.420	40.802	1:08.195	37.423	261.5	14:48:50.933
4		2:26.265	40.846	1:07.972	37.447	255.3	14:52:23.637	4		2:25.666	40.445	1:07.608	37.613	261.5	14:51:16.599
5		2:26.235	40.576	1:08.122	37.537	255.3	14:54:49.872	5		2:25.893	40.458	1:07.820	37.605	261.5	14:53:42.482
6		2:27.477	40.376	1:08.638	38.463	256.5	14:57:17.349	6		2:26.890	40.760	1:08.496	37.634	260.8	14:56:09.372
7		2:26.809	40.946	1:08.271	37.592	255.3	14:59:44.158	7		2:35.064	40.344	1:08.678	46.039	262.1	14:58:44.433
8		2:26.868	40.774	1:08.503	37.591	255.9	15:02:11.026	8		5:18.200	3:33.339	1:07.862	36.999	248.8	15:04:02.633
9		4:21.532	2:21.719	1:18.755	41.058	216.8	15:06:32.558	9		3:37.873	1:53.774	1:07.369	36.730	251.1	15:07:40.506
10		2:29.066	41.844	1:09.651	37.571	248.8	15:09:01.624	10		2:24.395	40.144	1:07.043	37.208	264.7	15:10:04.901
11		2:26.338	40.368	1:08.493	37.477	257.7	15:11:27.962	11		2:23.660	40.131	1:06.798	36.731	265.3	15:12:28.561
12		2:26.263	40.867	1:07.646	37.750	256.5	15:13:54.225	12		2:24.365	39.918	1:07.220	37.227	266.6	15:14:52.926
13		2:24.865	40.318	1:07.472	37.075	256.5	15:16:19.090	13		7:45.689	6:01.063	1:07.501	37.125	247.7	15:22:38.615
14		2:24.793	40.480	1:07.275	37.038	256.5	15:18:43.883	14		2:24.526	40.348	1:07.126	37.052	263.4	15:25:03.141
15		2:24.342	40.086	1:07.203	37.023	260.2	15:21:08.195	15		2:24.091	39.956	1:07.185	36.950	265.3	15:27:27.232
16		2:24.589	40.321	1:07.168	37.100	255.3	15:23:32.784	16		2:24.332	40.019	1:07.496	36.817	265.3	15:29:51.564
17		2:24.566	40.353	1:07.223	36.990	257.7	15:25:57.350	17		2:24.421	40.114	1:07.493	36.814	264.0	15:32:15.985
18		2:24.800	40.375	1:07.213	37.212	258.3	15:28:22.150								

87

Nelson Monteiro jr

Porsche 992 GT3 Cup

AM

Nelson Marcondes

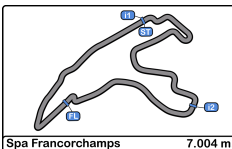
GDL Racing

Lap	D	Time	Sector 1	Sector 2	Sector 3	T. Spd	Elapsed
1		14:43:19.457	14:41:05.867	1:28.654	44.936	155.1	14:43:19.457
2		2:33.439	43.550	1:11.039	38.850	252.9	14:45:52.896
3		2:30.034	42.058	1:09.692	38.284	257.1	14:48:22.930
4		2:30.249	41.880	1:09.990	38.379	255.3	14:50:53.179
5		2:29.347	41.714	1:09.235	38.398	257.7	14:53:22.526
6		2:29.374	41.680	1:09.197	38.497	257.7	14:55:51.900
7		2:29.761	41.763	1:09.448	38.550	255.9	14:58:21.661
8		2:28.377	41.496	1:08.963	37.918	258.3	15:00:50.038
9		2:27.964	41.364	1:08.472	38.128	258.3	15:03:18.002
10		2:27.865	41.521	1:08.176	38.168	258.3	15:05:45.867
11		4:48.985	3:00.662	1:10.198	38.125	236.8	15:10:34.852
12		2:26.222	40.718	1:08.114	37.390	261.5	15:13:01.074
13		2:27.892	42.114	1:08.245	37.533	254.1	15:15:28.966
14		2:24.725	40.328	1:07.218	37.179	264.0	15:17:53.691
15		2:24.224	40.163	1:07.126	36.935	263.4	15:20:17.915
16		2:25.166	40.366	1:07.715	37.085	262.7	15:22:43.081
17		2:24.062	40.144	1:07.055	36.863	264.7	15:25:07.143
18		4:09.921	2:18.467	1:12.645	38.809	142.1	15:29:17.064
19		2:29.611	41.499	1:09.781	38.331	259.6	15:31:46.675



CIRCUIT DE SPA FRANCORCHAMPS



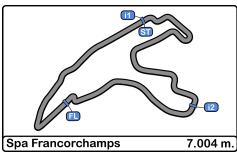


Spa Francorchamps
GT Cup Europe
Free Practice - 2
Best Sectors Results



Sector - 1			Sector - 2			Sector - 3			Ideal Lap vs Best Lap		
Clas	Nº Driver	Time	Nº Driver	Time	Nº Driver	Time	Clas	Nº Driver	Ideal Lap	Best Lap	Clas
1	7 de Back - Meijer	39.003	7 de Back - Meijer	1:05.581	7 de Back - Meijer	36.037	1	7 de Back - Meijer	2:20.621	2:20.659	1
2	1 Luvisi - Delli Guanti	39.401	1 Luvisi - Delli Guanti	1:05.748	1 Luvisi - Delli Guanti	36.187	2	1 Luvisi - Delli Guanti	2:21.336	2:22.883	4
3	5 van Zijverden - Weijs	39.442	22 laquinta - Longoni	1:06.416	22 laquinta - Longoni	36.332	3	22 laquinta - Longoni	2:22.233	2:22.233	2
4	22 laquinta - Longoni	39.485	14 Barambio - García	1:06.484	16 Evgenii Leonov	36.354	4	5 van Zijverden - Weijs	2:22.430	2:23.648	7
5	27 Martinelli - Pedrini	39.637	44 H. de Mello - Giubergia	1:06.593	19 Navarrete - Pedrera	36.379	5	14 Barambio - García	2:22.744	2:22.744	3
6	6 Zaenen - Salubre	39.639	5 van Zijverden - Weijs	1:06.601	5 van Zijverden - Weijs	36.387	6	19 Navarrete - Pedrera	2:22.980	2:26.966	15
7	14 Barambio - García	39.840	27 Martinelli - Pedrini	1:06.704	14 Barambio - García	36.420	7	16 Evgenii Leonov	2:22.981	2:23.060	5
8	16 Evgenii Leonov	39.849	19 Navarrete - Pedrera	1:06.751	6 Zaenen - Salubre	36.501	8	6 Zaenen - Salubre	2:23.033	2:23.325	6
9	19 Navarrete - Pedrera	39.850	16 Evgenii Leonov	1:06.778	44 H. de Mello - Giubergia	36.652	9	27 Martinelli - Pedrini	2:23.039	2:23.793	9
10	4 Stifter - Laurini	39.899	911 Martins - Svepes	1:06.798	27 Martinelli - Pedrini	36.698	10	44 H. de Mello - Giubergia	2:23.324	2:23.728	8
11	911 Martins - Svepes	39.918	6 Zaenen - Salubre	1:06.893	911 Martins - Svepes	36.730	11	911 Martins - Svepes	2:23.446	2:24.091	11
12	44 H. de Mello - Giubergia	40.079	87 Monteiro jr - Marcondes	1:07.055	4 Stifter - Laurini	36.814	12	87 Monteiro jr - Marcondes	2:24.062	2:24.062	10
13	77 José Barros	40.086	77 José Barros	1:07.168	87 Monteiro jr - Marcondes	36.863	13	77 José Barros	2:24.244	2:24.589	13
14	87 Monteiro jr - Marcondes	40.144	11 Pinheiro - Sampaio	1:07.511	77 José Barros	36.990	14	4 Stifter - Laurini	2:24.321	2:24.569	12
15	11 Pinheiro - Sampaio	40.497	4 Stifter - Laurini	1:07.608	11 Pinheiro - Sampaio	37.153	15	11 Pinheiro - Sampaio	2:25.161	2:25.301	14



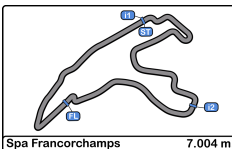


Spa Francorchamps
GT Cup Europe
Free Practice - 2
Best 5 Lap Times



Cl	N°	Entrant/Team	Nat	Driver 1	Nat	Driver 2	Nat	Vehicle	Cat	Cl	Best 1		Best 2		Best 3		Best 4		Best 5	
											Time	Lap	Time	Lap	Time	Lap	Time	Lap	Time	Lap
1	7	Hans Weijs Motorsport	NLD	Jurriaan de Back	NLD	Paul Meijer	NLD	Porsche 992 GT3 Cup	SILVER	1	2:20.659	8	2:22.730	13	2:23.259	14	2:23.485	11	2:23.584	12
2	22	ZRS Motorsport	ITA	Simone Iaquina	ITA	Ludovico Longoni	ITA	Porsche 992 GT3 Cup	SILVER	2	2:22.233	13	2:23.292	16	2:23.515	12	2:24.269	6	2:24.860	5
3	14	GT Corse	ESP	Alejandro Barambio	ESP	Borja García	ESP	Porsche 992 GT3 Cup	PROAM	1	2:22.744	7	2:23.560	9	2:23.891	6	2:24.959	13	2:26.094	11
4	1	FAEMS Team by Ebimotors	ITA	Matteo Luvisi	ITA	Pietro Delli Guanti	ITA	Porsche 992 GT3 Cup	SILVER	3	2:22.883	7	2:22.899	15	2:22.925	14	2:23.168	13	2:23.905	16
5	16	Volcano Motorsport	ESP	Evgenii Leonov	IND		IND	Porsche 992 GT3 Cup	AM	1	2:23.060	17	2:23.694	9	2:23.932	11	2:24.091	7	2:24.150	16
6	6	Hans Weijs Motorsport	NLD	Lars Zaenen	BEL	Fgani A. Salubre	PHL	Porsche 992 GT3 Cup	PROAM*	2	2:23.325	4	2:23.803	5	2:24.005	19	2:24.622	17	2:24.624	16
7	5	Hans Weijs Motorsport	NLD	Rick van Zijverden	NLD	Hans Weijs	NLD	Porsche 992 GT3 Cup	AM*	2	2:23.648	4	2:23.696	9	2:23.850	15	2:24.134	3	2:25.418	12
8	44	GDL Racing	SMR	H. de Mello	BRA	Giacomo Giubergia	ITA	Porsche 992 GT3 Cup	AM	3	2:23.728	11	2:24.190	10	2:24.837	9	2:24.851	17	2:25.707	16
9	27	FAEMS Team by Ebimotors	ITA	Matteo Martinelli	ITA	Giacomo Pedrini	ITA	Porsche 992 GT3 Cup	SILVER	4	2:23.793	13	2:24.295	18	2:25.442	10	2:29.619	2	2:29.673	3
10	87	GDL Racing	SMR	Nelson Monteiro jr	BRA	Nelson Marcondes	BRA	Porsche 992 GT3 Cup	AM	4	2:24.062	17	2:24.224	15	2:24.725	14	2:25.166	16	2:26.222	12
11	911	LMR Motorsport	PRT	Leandro Martins	BRA	Dieter Svepes	AUT	Porsche 992 GT3 Cup	AM	5	2:24.091	15	2:24.332	16	2:24.365	12	2:24.421	17	2:24.526	14
12	4	BiRace Motorsport	ITA	Diego Stifter	ITA	Lodovico Laurini	ITA	Porsche 992 GT3 Cup	SILVER	5	2:24.569	4	2:24.672	8	2:25.084	6	2:25.301	9	2:25.412	16
13	77	AF Motorsport	PRT	José Barros	PRT		PRT	Porsche 992 GT3 Cup	SILVER	6	2:24.589	16	2:24.793	14	2:24.800	18	2:26.235	5	2:26.263	12
14	11	LMR Motorsport	PRT	Bernardo Lucas Pinheiro	ESP	Flávio Sampaio	BRA	Porsche 992 GT3 Cup	PROAM	3	2:25.301	6	2:26.516	4	2:26.564	18	2:26.863	15	2:27.224	17
15	19	Tsunami RT	SMR	Fernando Navarrete	ESP	Fernando Pedrera	ESP	Porsche 992 GT3 Cup	AM	6	2:26.966	9	2:27.294	8	2:34.706	5	5:46.968	10	7:25.260	15





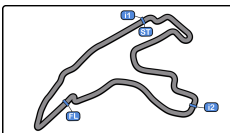
Spa Francorchamps
GT Cup Europe
Free Practice - 2
Best 5 Top Speeds



Top 1 Top 2 Top 3 Top 4 Top 5

Cl	N° Entrant/Team	Nat	Driver 1	Nat	Driver 2	Nat	Vehicle	Cat	Cl	Top 1		Top 2		Top 3		Top 4		Top 5		Avg
										Km/h	Lap	Km/h	Lap	Km/h	Lap	Km/h	Lap	Km/h	Lap	
1	7 Hans Weijs Motorsport	NLD	Jurriaan de Back	NLD	Paul Meijer	NLD	Porsche 992 GT3 Cup	SILVER	1	270.0	8	270.0	9	267.9	13	267.3	3	266.6	7	268.3
2	5 Hans Weijs Motorsport	NLD	Rick van Zijverden	NLD	Hans Weijs	NLD	Porsche 992 GT3 Cup	AM*	1	268.6	13	267.9	9	266.6	3	266.6	8	266.6	14	267.3
3	1 FAEMS Team by Ebimotors	ITA	Matteo Luvisi	ITA	Pietro Delli Guanti	ITA	Porsche 992 GT3 Cup	SILVER	2	267.9	13	267.3	14	266.6	16	266.0	9	266.0	15	266.8
4	6 Hans Weijs Motorsport	NLD	Lars Zaenen	BEL	Fgani A. Salubre	PHL	Porsche 992 GT3 Cup	PROAM*	1	266.6	5	266.0	6	265.3	3	264.7	4	264.7	7	265.4
5	22 ZRS Motorsport	ITA	Simone Iaquinta	ITA	Ludovico Longoni	ITA	Porsche 992 GT3 Cup	SILVER	3	266.6	8	266.6	13	266.0	17	265.3	9	265.3	12	266.0
6	911 LMR Motorsport	PRT	Leandro Martins	BRA	Dieter Svepes	AUT	Porsche 992 GT3 Cup	AM	2	266.6	12	265.3	11	265.3	15	265.3	16	264.7	10	265.4
7	14 GT Corse	ESP	Alejandro Barambio	ESP	Borja García	ESP	Porsche 992 GT3 Cup	PROAM	2	266.0	16	266.0	17	265.3	13	265.3	14	264.7	12	265.4
8	27 FAEMS Team by Ebimotors	ITA	Matteo Martinelli	ITA	Giacomo Pedrini	ITA	Porsche 992 GT3 Cup	SILVER	4	266.0	6	266.0	7	265.3	5	264.7	14	264.0	17	265.2
9	4 BiRace Motorsport	ITA	Diego Stifter	ITA	Lodovico Laurini	ITA	Porsche 992 GT3 Cup	SILVER	5	264.7	13	264.0	12	263.4	9	263.4	16	262.7	4	263.6
10	16 Volcano Motorsport	ESP	Evgenii Leonov	IND			Porsche 992 GT3 Cup	AM	3	264.7	9	264.7	10	264.7	11	264.0	17	263.4	12	264.3
11	19 Tsunami RT	SMR	Fernando Navarrete	ESP	Fernando Pedrera	ESP	Porsche 992 GT3 Cup	AM	4	264.7	16	264.0	14	262.7	4	262.7	9	262.7	13	263.4
12	44 GDL Racing	SMR	H. de Mello	BRA	Giacomo Giubergia	ITA	Porsche 992 GT3 Cup	AM	5	264.7	17	264.0	11	264.0	18	263.4	10	263.4	12	263.9
13	87 GDL Racing	SMR	Nelson Monteiro jr	BRA	Nelson Marcondes	BRA	Porsche 992 GT3 Cup	AM	6	264.7	17	264.0	14	263.4	15	262.7	16	261.5	12	263.2
14	11 LMR Motorsport	PRT	Bernardo Lucas Pinheiro	PRT	Flávio Sampaio	BRA	Porsche 992 GT3 Cup	PROAM	3	260.8	5	260.8	6	260.8	14	260.8	17	260.8	19	260.8
15	77 AF Motorsport	PRT	José Barros	PRT			Porsche 992 GT3 Cup	SILVER	6	260.2	15	258.3	18	257.7	11	257.7	17	256.5	6	258.1





Spa Francorchamps

GT Cup Europe

Free Practice - 2

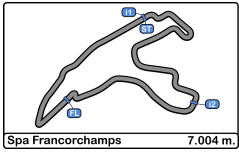
Fastest Laps Sequence

Spa Francorchamps 7.004 m



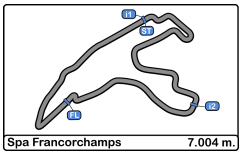
Lap	Time of Day	Session Time	N° Entrant/Team	Nat	Driver 1	Nat	Driver 2	Nat	Vehicle	Cat	Time	Km/h
2	14:45:03.980	5:03.980	1 FAEMS Team by Ebimotors	ITA	Matteo Luvisi	ITA	Pietro Delli Guanti	ITA	Porsche 992 GT3 Cup	SILVER	2:27.956	170.4
2	14:45:17.637	5:17.637	5 Hans Weijs Motorsport	NLD	Rick van Zijverden	NLD	Hans Weijs	NLD	Porsche 992 GT3 Cup	AM*	2:27.148	171.3
2	14:45:18.823	5:18.823	7 Hans Weijs Motorsport	NLD	Jurriaan de Back	NLD	Paul Meijer	NLD	Porsche 992 GT3 Cup	SILVER	2:26.902	171.6
3	14:47:41.771	7:41.771	5 Hans Weijs Motorsport	NLD	Rick van Zijverden	NLD	Hans Weijs	NLD	Porsche 992 GT3 Cup	AM*	2:24.134	174.9
4	14:50:05.419	10:05.419	5 Hans Weijs Motorsport	NLD	Rick van Zijverden	NLD	Hans Weijs	NLD	Porsche 992 GT3 Cup	AM*	2:23.648	175.5
4	14:50:12.906	10:12.906	6 Hans Weijs Motorsport	NLD	Lars Zaenen	BEL	Fgani A. Salubre	PHE	Porsche 992 GT3 Cup	PROAM*	2:23.325	175.9
7	14:59:59.407	19:59.407	14 GT Corse	ESP	Alejandro Barambio	ESP	Borja García	ESP	Porsche 992 GT3 Cup	PROAM	2:22.744	176.6
8	15:02:36.035	22:36.035	7 Hans Weijs Motorsport	NLD	Jurriaan de Back	NLD	Paul Meijer	NLD	Porsche 992 GT3 Cup	SILVER	2:20.659	179.2



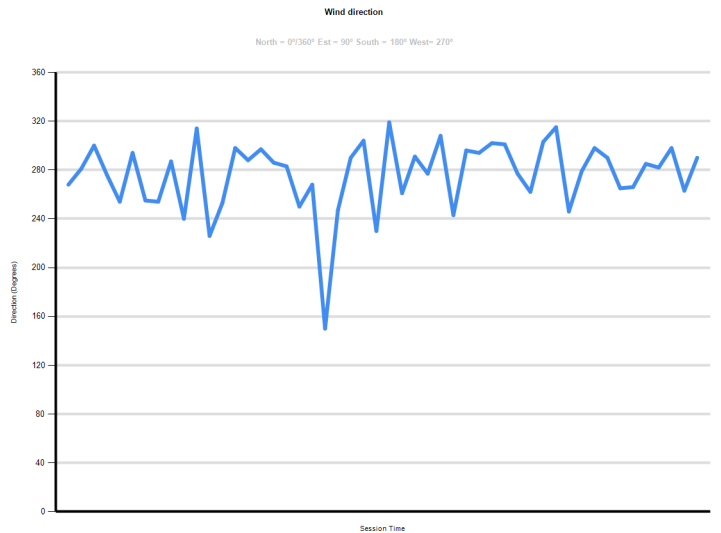
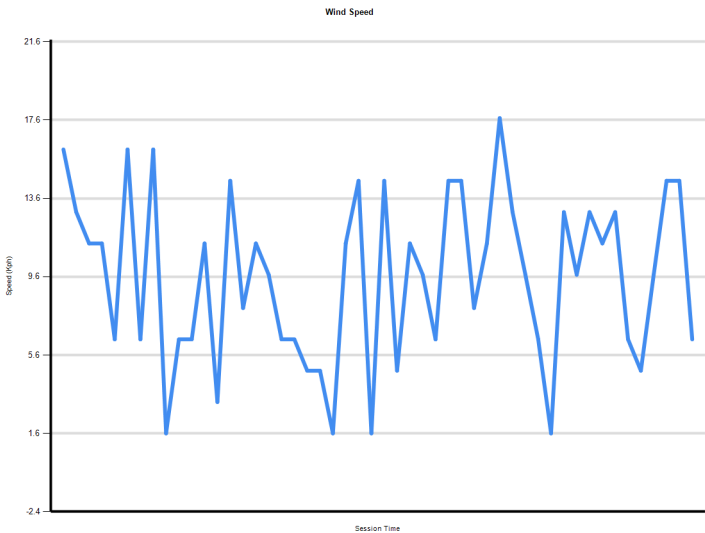
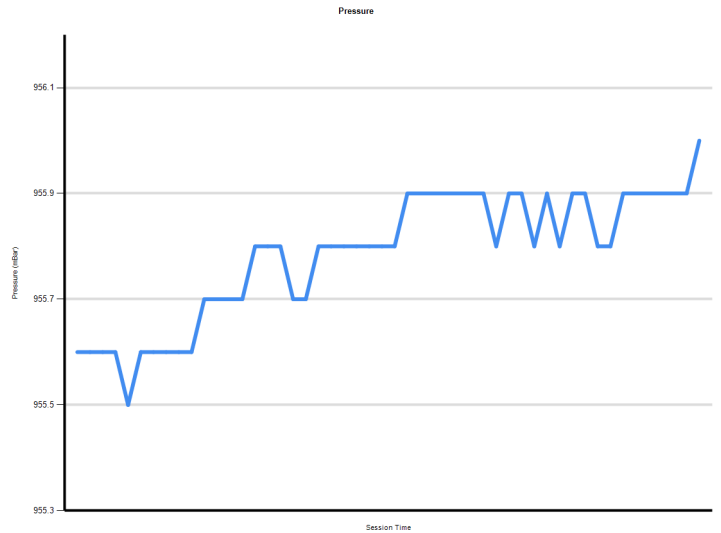
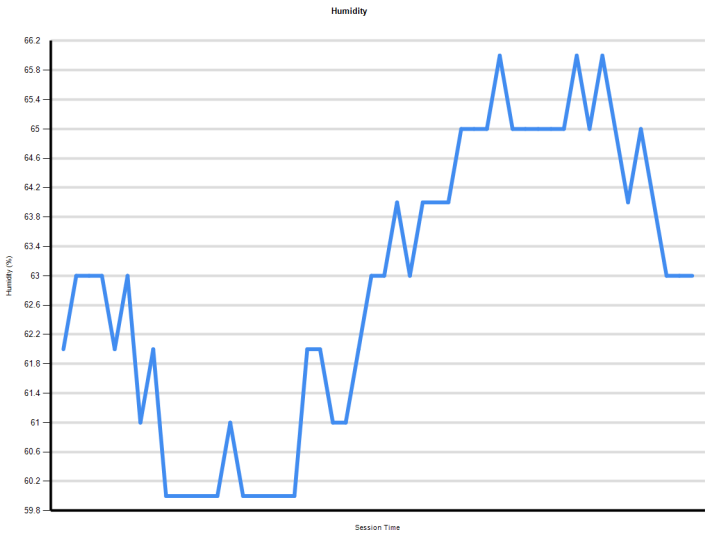
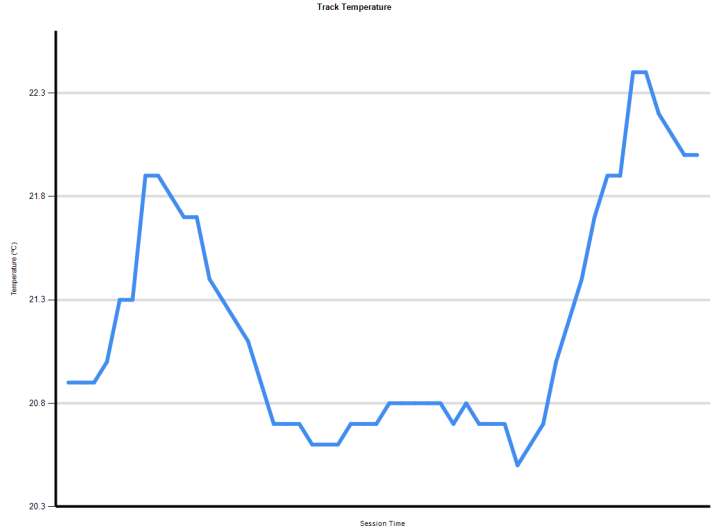
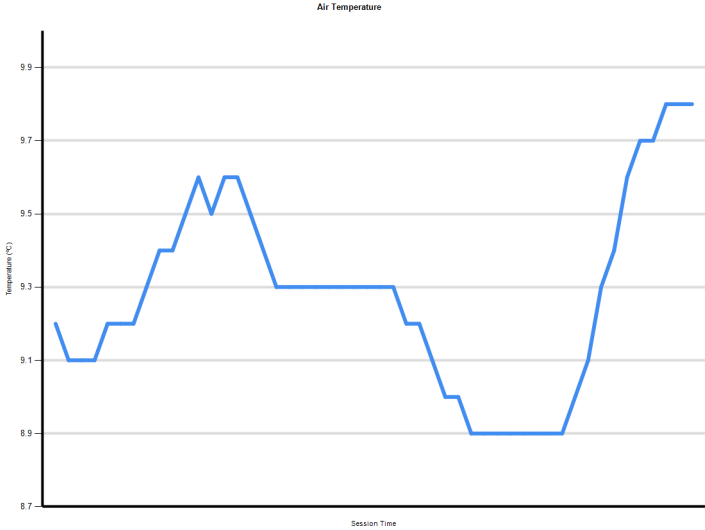


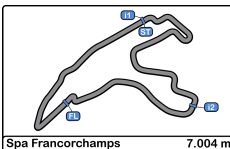
Spa Francorchamps
GT Cup Europe
Free Practice - 2
Pit Stop Analysis





Spa Francorchamps
GT Cup Europe
Free Practice - 2
Weather Report





Spa Francorchamps
GT Cup Europe
Free Practice - 1 - 2
Combined Results



Cls	Nº	Entrant/Team	Nat	Driver 1	Nat	Driver 2	Nat	Vehicle	Cat	Cls	Laps	FP1	FP2	Best	Gap	Interval	Km/h	
1	7	Hans Weijs Motorsport	NLD	Jurriaan de Back	NLD	Paul Meijer	NLD	Porsche 992 GT3 Cup	SILVER	1	33	2:22.803	7	2:20.659	8	2:20.659	179.2	
2	22	ZRS Motorsport	ITA	Simone Iaquina	ITA	Ludovico Longoni	ITA	Porsche 992 GT3 Cup	SILVER	2	31	2:24.438	14	2:22.233	13	2:22.233	1.574 1.574	177.2
3	14	GT Corse	ESP	Alejandro Barambio	ESP	Borja García	ESP	Porsche 992 GT3 Cup	PROAM	1	32	2:26.056	9	2:22.744	7	2:22.744	2.085 0.511	176.6
4	1	FAEMS Team by Ebimotor	ITA	Matteo Luvisi	ITA	Pietro Delli Guanti	ITA	Porsche 992 GT3 Cup	SILVER	3	31	2:26.131	10	2:22.883	7	2:22.883	2.224 0.139	176.4
5	16	Volcano Motorsport	ESP	Evgenii Leonov	MDA			Porsche 992 GT3 Cup	AM	1	31	2:25.722	13	2:23.060	17	2:23.060	2.401 0.177	176.2
6	6	Hans Weijs Motorsport	NLD	Lars Zaenen	BEL	Fgani A. Salubre	PHL	Porsche 992 GT3 Cup	PROAM*	2	33	2:26.401	14	2:23.325	4	2:23.325	2.666 0.265	175.9
7	5	Hans Weijs Motorsport	NLD	Rick van Zijverden	NLD	Hans Weijs	NLD	Porsche 992 GT3 Cup	AM*	2	34	2:26.112	6	2:23.648	4	2:23.648	2.989 0.323	175.5
8	44	GDL Racing	SMR	H. de Mello	BRA	Giacomo Giubergia	ITA	Porsche 992 GT3 Cup	AM	3	32	2:26.772	10	2:23.728	11	2:23.728	3.069 0.080	175.4
9	27	FAEMS Team by Ebimotor	ITA	Matteo Martinelli	ITA	Giacomo Pedrini	ITA	Porsche 992 GT3 Cup	SILVER	4	32	2:28.223	9	2:23.793	13	2:23.793	3.134 0.065	175.3
10	87	GDL Racing	SMR	Nelson Monteiro jr	BRA	Nelson Marcondes	BRA	Porsche 992 GT3 Cup	AM	4	26	2:34.299	7	2:24.062	17	2:24.062	3.403 0.269	175.0
11	911	LMR Motorsport	PRT	Leandro Martins	BRA	Dieter Svepes	AUT	Porsche 992 GT3 Cup	AM	5	31	2:26.408	6	2:24.091	15	2:24.091	3.432 0.029	174.9
12	4	BiRace Motorsport	ITA	Diego Stifter	ITA	Lodovico Laurini	ITA	Porsche 992 GT3 Cup	SILVER	5	29	2:28.632	13	2:24.569	4	2:24.569	3.910 0.478	174.4
13	77	AF Motorsport	PRT	José Barros	PRT			Porsche 992 GT3 Cup	SILVER	6	31	2:27.491	10	2:24.589	16	2:24.589	3.930 0.020	174.3
14	11	LMR Motorsport	PRT	Bernardo Lucas Pinheiro	BRA	Flávio Sampaio	BRA	Porsche 992 GT3 Cup	PROAM	3	32	2:34.673	13	2:25.301	6	2:25.301	4.642 0.712	173.5
15	19	Tsunami RT	ESP	Fernando Navarrete	ESP	Fernando Pedrera	ESP	Porsche 992 GT3 Cup	AM	6	29	2:31.131	12	2:26.966	9	2:26.966	6.307 1.665	171.5

Published at:.....

Race Director:	Alessandro Ferrari	Timekeeper:	Luis García
	ACI DGA 392080		JCR-2654-ESP/M

