

Autodromo Int. do Algarve

GT Cup Europe

Free Practice - 2

Provisional Results



Autodromo do Algarve 4.653 m.

Cls	Nº	Entrant/Team	Nat	Driver 1	Nat	Driver 2	Nat	Vehicle	Cat	Cls	Laps	Best	Time	Gap	Interval	Km/h
1	7	Hans Weijs Motorsport	NLD	Jurriaan de Back	NLD	Paul Meijer	NLD	Porsche 992 GT3 Cup	SILVER	1	24	7	1:45.101			159.3
2	22	ZRS Motorsport	ITA	Niccolò Schirò	ITA	Ludovico Longoni	ITA	Porsche 992 GT3 Cup	SILVER	2	23	21	1:45.462	0.361	0.361	158.8
3	1	FAEMS Team by Ebimotors	ITA	Matteo Luvisi	ITA	Pietro Delli Guanti	ITA	Porsche 992 GT3 Cup	SILVER	3	20	15	1:46.085	0.984	0.623	157.8
4	19	Tsunami RT	SMR	Fernando Navarrete	ESP	Fernando Pedrera	ESP	Porsche 992 GT3 Cup	AM	1	22	18	1:46.212	1.111	0.127	157.7
5	6	Hans Weijs Motorsport	NLD	Lars Zaenen	BEL	Fgani A. Salubre	PHE	Porsche 992 GT3 Cup	PROAM*	1	21	5	1:46.329	1.228	0.117	157.5
6	14	GT Corse	ESP	Alejandro Barambio	ESP	Borja García	ESP	Porsche 992 GT3 Cup	PROAM	2	22	9	1:46.442	1.341	0.113	157.3
7	10	AF Motorsport	PRT	Felipe Massa	BRA	Leonardo Reis	BRA	Porsche 992 GT3 Cup	PROAM*	3	21	13	1:46.455	1.354	0.013	157.3
8	5	Hans Weijs Motorsport	NLD	Rick van Zijverden	NLD	Hans Weijs	NLD	Porsche 992 GT3 Cup	AM*	2	24	7	1:46.547	1.446	0.092	157.2
9	4	BiRace Motorsport	ITA	Diego Stifter	ITA	Lodovico Laurini	ITA	Porsche 992 GT3 Cup	SILVER	4	27	9	1:46.575	1.474	0.028	157.1
10	27	FAEMS Team by Ebimotors	ITA	Matteo Martinelli	ITA	Giacomo Pedrini	ITA	Porsche 992 GT3 Cup	SILVER	5	23	9	1:46.822	1.721	0.247	156.8
11	911	LMR Motorsport	PRT	Leandro Martins	BRA	Dieter Svepes	AUT	Porsche 992 GT3 Cup	AM	3	9	7	1:46.960	1.859	0.138	156.6
12	11	LMR Motorsport	PRT	Bernardo Lucas Pinheiro	BRA	Flávio Sampaio	BRA	Porsche 992 GT3 Cup	PROAM	4	22	18	1:46.982	1.881	0.022	156.5
13	119	Scuderia Villorba Corse	ITA	Mark Stansfield	GBR	Michele Merendino	ITA	Lamborghini Huracan ST EVO2	AM	4	18	7	1:47.607	2.506	0.625	155.6
14	44	GDL Racing	SMR	(Cássio) H. de Mello	BRA	Giacomo Giubergia	ITA	Porsche 992 GT3 Cup	AM	5	27	8	1:47.634	2.533	0.027	155.6
15	77	AF Motorsport	PRT	José Barros	BRA		BRA	Porsche 992 GT3 Cup	SILVER	6	23	18	1:47.893	2.792	0.259	155.2
16	87	GDL Racing	SMR	Nelson Monteiro jr	BRA	Nelson Marcondes	BRA	Porsche 992 GT3 Cup	AM	6	22	8	1:47.970	2.869	0.077	155.1
17	21	Camil Perian / RO1 Racing	ROU	Camil Perian	ROU	Florin Tincescu	ROU	Porsche 992 GT3 Cup	PROAM	5	25	14	1:49.404	4.303	1.434	153.1

Published at:.....

Track Temp: 37.1 °C Air Temp: 27.3 °C Humidity: 34 % Track Status: DRY

Race Director:

Alessandro Ferrari

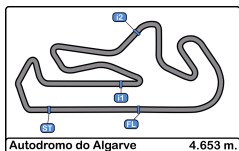
ACI DGA 392080

Timekeeper:

Luis Garcia

JOB-2654-ESP/M





The Stewards, having received a report from Race Director, have considered the following matter and determine the following:

Session Free Practice - 2

Fact The cars below did not use the track at the turns listed below

Infringement Breach of Appendix L Chapter IV Article 2 c) of the FIA International Sporting Code and Article 19.4/19.5 of the Sporting Regulations.

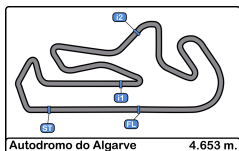
Decision Deletion of the lap times shown in accordance with Article 12.4.1.e of the FIA International Sporting Code.

Note

- Certain decisions of the Stewards are subject to appeal (Article 15 of the FIA International Sporting Code).
- These penalties are not subject to appeal Article.12.3.4 of the FIA International Sporting Code and Article 16.5 of the Sporting Regulations.
- According to Article.12.3.3.b of the FIA International Sporting Code these decisions become immediately binding even in case of an appeal.

Ord	Turn	Nº Driver	Entrant/Team	Time of Day	Lap Time
1	0	4 Stifter - Laurini	BiRace Motorsport	14:12:00.455	14:12:00.455
2	1	10 Massa - Reis	AF Motorsport	14:14:17.669	1:49.867
3	1	22 Schirò - Longoni	ZRS Motorsport	14:17:45.606	1:47.970
4	15	10 Massa - Reis	AF Motorsport	14:18:01.594	1:48.281
5	1	44 H. de Mello - Giubergia	GDL Racing	14:18:12.072	1:48.187
6	4	21 Perian - Tincescu	Camil Perian / RO1 Racing	14:19:21.052	1:48.050
7	1	87 Monteiro jr - Marcondes	GDL Racing	14:19:41.267	1:47.882
8	1	77 José Barros	AF Motorsport	14:19:44.374	1:48.833
9	1	10 Massa - Reis	AF Motorsport	14:19:50.349	1:48.755
10	1	44 H. de Mello - Giubergia	GDL Racing	14:20:00.291	1:48.219
11	1	21 Perian - Tincescu	Camil Perian / RO1 Racing	14:21:09.103	1:48.051
12	1	14 Barambio - García	GT Corse	14:21:14.494	1:46.782
13	15	1 Luvisi - Delli Guanti	FAEMS Team by Ebimotors	14:21:16.226	1:46.415
14	15	22 Schirò - Longoni	ZRS Motorsport	14:21:20.962	1:47.532
15	1	27 Martinelli - Pedrini	FAEMS Team by Ebimotors	14:21:24.039	1:47.265
16	1	87 Monteiro jr - Marcondes	GDL Racing	14:21:30.012	1:48.745
17	4	44 H. de Mello - Giubergia	GDL Racing	14:21:48.503	1:48.212
18	14	77 José Barros	AF Motorsport	14:23:20.789	1:48.105
19	1	22 Schirò - Longoni	ZRS Motorsport	14:24:55.599	1:47.560
20	1	119 Stansfield - Merendino	Scuderia Villorba Corse	14:25:21.849	1:57.481
21	1	87 Monteiro jr - Marcondes	GDL Racing	14:26:55.816	1:49.694
22	1	44 H. de Mello - Giubergia	GDL Racing	14:27:11.922	1:48.041
23	4	27 Martinelli - Pedrini	FAEMS Team by Ebimotors	14:28:31.589	1:46.863
24	1	21 Perian - Tincescu	Camil Perian / RO1 Racing	14:28:36.526	1:54.550
25	1	6 Zaenen - Salubre	Hans Weijs Motorsport	14:30:04.581	1:53.971
26	4	10 Massa - Reis	AF Motorsport	14:32:18.926	1:51.139
27	1	119 Stansfield - Merendino	Scuderia Villorba Corse	14:32:20.544	2:01.352
28	4	7 de Back - Meijer	Hans Weijs Motorsport	14:32:29.436	1:47.625
29	1	14 Barambio - García	GT Corse	14:33:35.763	2:05.979
30	1	5 van Zijverden - Weijs	Hans Weijs Motorsport	14:33:40.475	1:48.488
31	4	7 de Back - Meijer	Hans Weijs Motorsport	14:34:16.426	1:46.990
32	15	6 Zaenen - Salubre	Hans Weijs Motorsport	14:34:39.703	4:35.122
33	1	1 Luvisi - Delli Guanti	FAEMS Team by Ebimotors	14:35:07.393	1:47.183
34	1	77 José Barros	AF Motorsport	14:35:18.122	1:48.626
35	1	22 Schirò - Longoni	ZRS Motorsport	14:35:47.298	1:53.013
36	1	7 de Back - Meijer	Hans Weijs Motorsport	14:36:04.003	1:47.577
37	1	1 Luvisi - Delli Guanti	FAEMS Team by Ebimotors	14:36:54.053	1:46.660
38	1	7 de Back - Meijer	Hans Weijs Motorsport	14:37:51.632	1:47.629
39	1	6 Zaenen - Salubre	Hans Weijs Motorsport	14:38:20.755	1:51.739

The Stewards:



The Stewards, having received a report from Race Director, have considered the following matter and determine the following:

Session Free Practice - 2

Fact The cars below did not use the track at the turns listed below

Infringement Breach of Appendix L Chapter IV Article 2 c) of the FIA International Sporting Code and Article 19.4/19.5 of the Sporting Regulations.

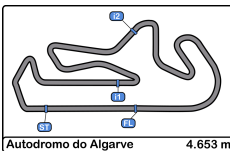
Decision Deletion of the lap times shown in accordance with Article 12.4.1.e of the FIA International Sporting Code.

Note

- Certain decisions of the Stewards are subject to appeal (Article 15 of the FIA International Sporting Code).
- These penalties are not subject to appeal Article.12.3.4 of the FIA International Sporting Code and Article 16.5 of the Sporting Regulations.
- According to Article.12.3.3.b of the FIA International Sporting Code these decisions become immediately binding even in case of an appeal.

Ord	Turn	Nº Driver	Entrant/Team	Time of Day	Lap Time
40	14	4 Stifter - Laurini	BiRace Motorsport	14:38:53.842	1:54.100
41	4	5 van Zijverden - Weijs	Hans Weijs Motorsport	14:39:21.609	2:06.180
42	1	10 Massa - Reis	AF Motorsport	14:39:31.457	1:52.817
43	1	6 Zaenen - Salubre	Hans Weijs Motorsport	14:42:07.614	1:57.399
44	1	27 Martinelli - Pedrini	FAEMS Team by Ebimotors	14:42:15.147	1:48.862
45	1	4 Stifter - Laurini	BiRace Motorsport	14:43:40.476	1:48.898
46	4	14 Barambio - García	GT Corse	14:43:41.492	1:53.973
47	1	21 Perian - Tincescu	Camil Perian / RO1 Racing	14:43:56.295	2:09.588
48	15	44 H. de Mello - Giubergia	GDL Racing	14:44:51.532	1:48.384
49	15	14 Barambio - García	GT Corse	14:45:29.649	1:48.157
50	1	4 Stifter - Laurini	BiRace Motorsport	14:45:30.831	1:50.355
51	1	119 Stansfield - Merendino	Scuderia Villorba Corse	14:45:40.738	1:48.268
52	4	6 Zaenen - Salubre	Hans Weijs Motorsport	14:45:59.928	3:52.314
53	1	6 Zaenen - Salubre	Hans Weijs Motorsport	14:47:48.839	1:48.911
54	1	119 Stansfield - Merendino	Scuderia Villorba Corse	14:49:27.257	1:58.060
55	4	11 Pinheiro - Sampaio	LMR Motorsport	14:49:37.808	1:47.361
56	4	44 H. de Mello - Giubergia	GDL Racing	14:50:16.296	1:48.375
57	4	14 Barambio - García	GT Corse	14:51:13.178	3:40.029
58	1	7 de Back - Meijer	Hans Weijs Motorsport	14:51:16.806	1:53.639
59	1	11 Pinheiro - Sampaio	LMR Motorsport	14:51:25.392	1:47.584
60	15	21 Perian - Tincescu	Camil Perian / RO1 Racing	14:51:40.853	3:51.850
61	4	14 Barambio - García	GT Corse	14:53:01.681	1:48.503
62	15	87 Monteiro jr - Marcondes	GDL Racing	14:53:10.287	1:47.507
63	1	911 Martins - Svepes	LMR Motorsport	14:53:56.332	1:46.464
64	1	4 Stifter - Laurini	BiRace Motorsport	14:54:28.696	1:47.696
65	4	77 José Barros	AF Motorsport	14:54:56.467	1:48.284
66	1	14 Barambio - García	GT Corse	14:54:56.616	1:54.935
67	1	21 Perian - Tincescu	Camil Perian / RO1 Racing	14:55:38.313	2:08.021
68	1	911 Martins - Svepes	LMR Motorsport	14:55:46.117	1:49.785
69	4	22 Schirò - Longoni	ZRS Motorsport	14:56:04.585	1:45.357
70	1	77 José Barros	AF Motorsport	14:56:51.217	1:54.750
71	1	911 Martins - Svepes	LMR Motorsport	14:57:34.278	1:48.161
72	1	21 Perian - Tincescu	Camil Perian / RO1 Racing	14:57:47.981	2:09.668
73	4	4 Stifter - Laurini	BiRace Motorsport	14:58:05.893	1:49.269
74	4	5 van Zijverden - Weijs	Hans Weijs Motorsport	14:58:51.683	1:49.769
75	4	19 Navarrete - Pedrera	Tsunami RT	14:59:06.399	1:46.711
76	4	77 José Barros	AF Motorsport	15:00:46.753	2:06.613
77	1	44 H. de Mello - Giubergia	GDL Racing	15:01:15.464	1:57.237

The Stewards:



Autodromo Int. do Algarve
GT Cup Europe
Free Practice - 2
Provisional Results by Category



Autodromo do Algarve 4.653 m.

SILVER																
Cls	Nº	Entrant/Team	Nat	Driver 1	Nat	Driver 2	Nat	Vehicle	Cat	Cls	Laps	Best	Time	Gap	Interval	Km/h
1	7	Hans Weijs Motorsport	NLD	Jurriaan de Back	NLD	Paul Meijer	NLD	Porsche 992 GT3 Cup	SILVER	1	24	7	1:45.101			159.3
2	22	ZRS Motorsport	ITA	Niccolò Schirò	ITA	Ludovico Longoni	ITA	Porsche 992 GT3 Cup	SILVER	2	23	21	1:45.462	0.361	0.361	158.8
3	1	FAEMS Team by Ebimotors	ITA	Matteo Luvisi	ITA	Pietro Delli Guanti	ITA	Porsche 992 GT3 Cup	SILVER	3	20	15	1:46.085	0.984	0.623	157.8
4	4	BiRace Motorsport	ITA	Diego Stifter	ITA	Lodovico Laurini	ITA	Porsche 992 GT3 Cup	SILVER	4	27	9	1:46.575	1.474	0.490	157.1
5	27	FAEMS Team by Ebimotors	ITA	Matteo Martinelli	ITA	Giacomo Pedrini	ITA	Porsche 992 GT3 Cup	SILVER	5	23	9	1:46.822	1.721	0.247	156.8
6	77	AF Motorsport	PRT	José Barros	PRT		PRT	Porsche 992 GT3 Cup	SILVER	6	23	18	1:47.893	2.792	1.071	155.2

AM																
Cls	Nº	Entrant/Team	Nat	Driver 1	Nat	Driver 2	Nat	Vehicle	Cat	Cls	Laps	Best	Time	Gap	Interval	Km/h
1	19	Tsunami RT	SMR	Fernando Navarrete	ESP	Fernando Pedrera	ESP	Porsche 992 GT3 Cup	AM	1	22	18	1:46.212			157.7
2	5	Hans Weijs Motorsport	NLD	Rick van Zijverden	NLD	Hans Weijs	NLD	Porsche 992 GT3 Cup	AM*	2	24	7	1:46.547	0.335	0.335	157.2
3	911	LMR Motorsport	PRT	Leandro Martins	BRA	Dieter Svepes	AUT	Porsche 992 GT3 Cup	AM	3	9	7	1:46.960	0.748	0.413	156.6
4	119	Scuderia Villorba Corse	ITA	Mark Stansfield	GBR	Michele Merendino	ITA	Lamborghini Huracan ST EVO2	AM	4	18	7	1:47.607	1.395	0.647	155.6
5	44	GDL Racing	SMR	(Cássio) H. de Mello	BRA	Giacomo Giubergia	ITA	Porsche 992 GT3 Cup	AM	5	27	8	1:47.634	1.422	0.027	155.6
6	87	GDL Racing	SMR	Nelson Monteiro jr	BRA	Nelson Marcondes	BRA	Porsche 992 GT3 Cup	AM	6	22	8	1:47.970	1.758	0.336	155.1

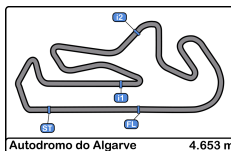
PROAM																
Cls	Nº	Entrant/Team	Nat	Driver 1	Nat	Driver 2	Nat	Vehicle	Cat	Cls	Laps	Best	Time	Gap	Interval	Km/h
1	6	Hans Weijs Motorsport	NLD	Lars Zaenen	BEL	Fgani A. Salubre	PHL	Porsche 992 GT3 Cup	PROAM*	1	21	5	1:46.329			157.5
2	14	GT Corse	ESP	Alejandro Barambio	ESP	Borja García	ESP	Porsche 992 GT3 Cup	PROAM	2	22	9	1:46.442	0.113	0.113	157.3
3	10	AF Motorsport	PRT	Felipe Massa	BRA	Leonardo Reis	BRA	Porsche 992 GT3 Cup	PROAM*	3	21	13	1:46.455	0.126	0.013	157.3
4	11	LMR Motorsport	PRT	Bernardo Lucas Pinheiro	PRT	Flávio Sampaio	BRA	Porsche 992 GT3 Cup	PROAM	4	22	18	1:46.982	0.653	0.527	156.5
5	21	Camil Perian / RO1 Racing	ROU	Camil Perian	ROU	Florin Tincescu	ROU	Porsche 992 GT3 Cup	PROAM	5	25	14	1:49.404	3.075	2.422	153.1

Published at:.....

Track Temp: 37.1 °C Air Temp: 27.3 °C Humidity: 34 % Track Status: DRY

Race Director:	Alessandro Ferrari ACI DGA 392080	Timekeeper:	Luis Garcia JOB-2654-ESP/M
-----------------------	--------------------------------------	--------------------	-------------------------------





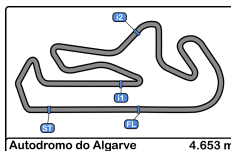
Autodromo Int. do Algarve
GT Cup Europe
Free Practice - 2
Lap Analysis



1							5								
SILVER							AM*								
Matteo Luvisi							Rick van Zijverden								
Pietro Delli Guanti							Hans Weijs								
FAEMS Team by Ebimotors							Hans Weijs Motorsport								
Lap	D	Time	Sector 1	Sector 2	Sector 3	T. Spd	Elapsed	Lap	D	Time	Sector 1	Sector 2	Sector 3	T. Spd	Elapsed
1		14:12:18.296	14:10:55.422	40.297	42.577		14:12:18.296	1		14:12:02.690	14:10:46.220	35.675	40.795		14:12:02.690
2		1:50.468	35.227	35.107	40.134	260.2	14:14:08.764	2		1:50.608	36.485	34.439	39.684	193.2	14:13:53.298
3		1:47.612	33.849	34.163	39.600	266.6	14:15:56.376	3		1:47.421	34.032	33.922	39.467	263.4	14:15:40.719
4		1:46.734	33.447	33.649	39.638	267.9	14:17:43.110	4		1:47.003	33.473	34.058	39.472	264.0	14:17:27.722
5		1:46.701	33.420	33.802	39.479	267.3	14:19:29.811	5		1:52.397 P	33.359	34.023	45.015	264.0	14:19:20.119
6		1:46.415	33.386	33.615	39.414	267.3	14:21:16.226	6		3:39.113	2:25.519	33.924	39.670		14:22:59.232
7		1:46.421	33.264	33.813	39.344	266.6	14:23:02.647	7		1:46.547	33.281	33.901	39.365	263.4	14:24:45.779
8		1:46.143	33.326	33.673	39.144	268.6	14:24:48.790	8		1:46.754	33.420	33.910	39.424	263.4	14:26:32.533
9		1:46.161	33.294	33.621	39.246	267.9	14:26:34.951	9		1:54.251 P	33.401	33.955	46.895	263.4	14:28:26.784
10		1:53.003 P	33.327	33.665	46.011	267.9	14:28:27.954	10		3:25.203	2:09.932	34.656	40.615		14:31:51.987
11		3:05.855	1:52.080	34.170	39.605		14:31:33.809	11		1:48.488	34.072	34.567	39.849	261.5	14:33:40.475
12		1:46.401	33.231	33.748	39.422	266.6	14:33:20.210	12		1:47.596	33.603	34.270	39.723	262.1	14:35:28.071
13		1:47.183	33.627	34.096	39.460	265.3	14:35:07.393	13		1:47.358	33.649	33.949	39.760	264.7	14:37:15.429
14		1:46.660	33.231	33.783	39.646	267.3	14:36:54.053	14		2:06.180	47.708	35.188	43.284	265.3	14:39:21.609
15		1:46.085	33.119	33.589	39.377	267.9	14:38:40.138	15		1:50.615	35.608	34.722	40.285	266.0	14:41:12.224
16		1:46.510	33.335	33.558	39.617	269.3	14:40:26.648	16		1:48.341	33.782	34.204	40.355	263.4	14:43:00.565
17		1:46.821	33.656	33.583	39.582	271.3	14:42:13.469	17		1:48.449	33.885	34.343	40.221	264.7	14:44:49.014
18		1:46.530	33.324	33.619	39.587	267.9	14:43:59.999	18		1:48.897	33.937	34.294	40.666	264.0	14:46:37.911
19		1:56.127 P	33.345	33.723	49.059	267.9	14:45:56.126	19		1:58.540 P	37.246	34.963	46.331	262.7	14:48:36.451
20		3:01.785 P	1:39.813	35.586	46.386		14:48:57.911	20		6:31.612	5:00.535	47.555	43.522		14:55:08.063

4							6								
SILVER							PROAM*								
Diego Stifter							Lars Zaenen								
Lodovico Laurini							Fgani A. Salubre								
BiRace Motorsport							Hans Weijs Motorsport								
Lap	D	Time	Sector 1	Sector 2	Sector 3	T. Spd	Elapsed	Lap	D	Time	Sector 1	Sector 2	Sector 3	T. Spd	Elapsed
1		14:12:00.455	14:10:44.304	35.527	40.624		14:12:00.455	1		14:12:09.612	14:10:51.118	36.943	41.551		14:12:09.612
2		1:47.598	33.935	33.975	39.688	257.7	14:13:48.053	2		1:51.449	35.313	35.251	40.885	254.1	14:14:01.061
3		1:47.267	33.558	34.077	39.632	266.0	14:15:35.320	3		1:59.033 P	34.507	35.784	48.742	253.5	14:16:00.094
4		1:46.698	33.315	33.887	39.496	267.3	14:17:22.018	4		5:04.774	3:51.214	34.040	39.520		14:21:04.868
5		1:46.933	33.373	33.901	39.659	266.0	14:19:08.951	5		1:46.329	33.212	33.577	39.540	264.0	14:22:51.197
6		1:46.697	33.324	33.725	39.648	266.0	14:20:55.648	6		1:46.378	33.396	33.617	39.365	263.4	14:24:37.575
7		1:47.147	33.605	33.769	39.773	266.6	14:22:42.795	7		1:46.578	33.185	33.622	39.771	264.7	14:26:24.153
8		1:46.759	33.404	33.792	39.563	266.6	14:24:29.554	8		1:46.457	33.190	33.647	39.620	264.7	14:28:10.610
9		1:46.575	33.211	33.740	39.624	266.6	14:26:16.129	9		1:53.974 P	33.394	34.058	46.519	266.0	14:30:04.581
10		1:47.215	33.741	33.877	39.597	266.0	14:28:03.344	10		4:36.122	3:19.151	34.516	41.455		14:34:39.703
11		1:47.883	33.760	33.984	40.139	267.3	14:29:51.227	11		1:49.313	34.247	34.707	40.359	258.3	14:36:29.016
12		1:47.464	33.588	33.995	39.881	266.0	14:31:38.691	12		1:51.739	34.785	35.923	41.031	264.0	14:38:20.755
13		1:46.964	33.310	33.929	39.725	266.0	14:33:25.655	13		1:49.460	34.158	34.785	40.517	263.4	14:40:10.215
14		1:46.897	33.532	33.809	39.556	266.0	14:35:12.552	14		1:57.399 P	35.038	34.797	47.564	264.0	14:42:07.614
15		1:47.190	33.325	34.128	39.737	267.9	14:36:59.742	15		3:52.314	2:37.634	34.493	40.187		14:45:59.928
16		1:54.100 P	33.239	34.140	46.721	267.9	14:38:53.842	16		1:48.911	33.968	34.413	40.530	262.7	14:47:48.839
17		2:57.736	1:43.744	34.138	39.854		14:41:51.578	17		1:47.934	33.851	33.760	40.323	264.7	14:49:36.773
18		1:48.898	34.680	34.072	40.146	267.3	14:43:40.476	18		1:54.752 P	33.866	34.180	46.706	266.6	14:51:31.525
19		1:50.355	36.360	34.211	39.784	266.6	14:45:30.831	19		3:13.306 P	1:50.513	34.661	48.132		14:54:44.831
20		1:47.696	33.891	33.999	39.806	267.3	14:47:18.527	20		3:24.736 P	2:04.753	34.411	45.572		14:58:09.567
21		1:47.443	33.655	34.050	39.738	266.0	14:49:05.970	21		3:24.658 P	2:04.988	34.271	45.399		15:01:34.225
22		1:47.399	33.673	33.791	39.935	267.3	14:50:53.369								
23		1:47.631	33.657	34.060	39.914	266.6	14:52:41.000								
24		1:47.696	33.759	34.068	39.869	266.0	14:54:28.696								
25		1:47.928	33.900	33.761	40.267	267.3	14:56:16.624								
26		1:49.269	34.009	35.034	40.226	267.3	14:58:05.893								
27		2:05.046 P	33.431	33.918	57.697	265.3	15:00:10.939								





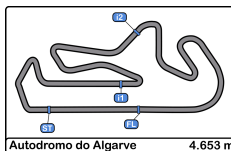
Autodromo Int. do Algarve
GT Cup Europe
Free Practice - 2
Lap Analysis



7							11													
Jurriaan de Back							Bernardo Lucas Pinheiro													
Porsche 992 GT3 Cup							Porsche 992 GT3 Cup													
SILVER			Paul Meijer				Hans Weijts Motorsport				PROAM			Flávio Sampaio				LMR Motorsport		
Lap	D	Time	Sector 1	Sector 2	Sector 3	T. Spd	Elapsed	Lap	D	Time	Sector 1	Sector 2	Sector 3	T. Spd	Elapsed					
1		14:11:59.301	14:10:43.723	35.528	40.050		14:11:59.301	1		14:15:02.689	14:13:37.047	39.964	45.678		14:15:02.689					
2		1:46.391	33.418	33.747	39.226	262.7	14:13:45.692	2		1:58.156	37.850	37.321	42.985	206.8	14:17:00.845					
3		1:45.575	32.964	33.341	39.270	265.3	14:15:31.267	3		1:49.829	34.461	34.295	41.073	259.6	14:18:50.674					
4		1:45.414	32.942	33.472	39.000	266.6	14:17:16.681	4		1:49.662	34.171	34.645	40.846	263.4	14:20:40.336					
5		1:52.777 P	32.981	33.867	45.929	266.6	14:19:09.458	5		1:49.390	34.058	34.577	40.755	264.0	14:22:29.726					
6		3:13.839	2:00.872	33.662	39.305		14:22:23.297	6		1:49.698	34.344	34.602	40.752	264.0	14:24:19.424					
7		1:45.101	32.902	33.175	39.024	266.0	14:24:08.398	7		1:49.288	34.393	34.372	40.523	262.7	14:26:08.712					
8		1:53.185 P	32.889	33.281	47.015	265.3	14:26:01.583	8		1:49.308	34.206	34.573	40.529	263.4	14:27:58.020					
9		2:52.768	1:38.234	34.160	40.374		14:28:54.351	9		2:02.095 P	36.169	37.313	48.613	264.0	14:30:00.115					
10		1:47.460	33.556	33.709	40.195	264.0	14:30:41.811	10		7:23.031 P	5:32.623	48.587	1:01.821		14:37:23.146					
11		1:47.625	33.642	33.831	40.152	264.7	14:32:29.436	11		3:13.683	1:56.512	35.552	41.619		14:40:36.829					
12		1:46.990	33.415	33.673	39.902	264.7	14:34:16.426	12		1:50.735	34.740	35.009	40.986	262.7	14:42:27.564					
13		1:47.577	33.350	34.276	39.951	265.3	14:36:04.003	13		1:48.097	34.029	33.945	40.123	263.4	14:44:15.661					
14		1:47.620	33.514	34.050	40.065	266.0	14:37:51.632	14		1:47.620	33.858	34.004	39.758	264.7	14:46:03.281					
15		1:47.527	33.712	33.797	40.018	266.0	14:39:39.159	15		1:47.166	33.725	33.745	39.696	264.7	14:47:50.447					
16		1:53.964 P	33.353	33.595	47.016	267.3	14:41:33.123	16		1:47.364	33.572	34.042	39.747	266.0	14:49:37.808					
17		4:16.087	2:56.276	38.504	41.307		14:45:49.210	17		1:47.584	33.724	34.012	39.848	267.9	14:51:25.392					
18		1:47.291	33.642	33.853	39.796	259.6	14:47:36.501	18		1:46.982	33.637	33.768	39.577	266.0	14:53:12.374					
19		1:46.666	33.391	33.312	39.963	264.0	14:49:23.167	19		1:47.130	33.398	33.846	39.886	266.6	14:54:59.504					
20		1:53.639 P	33.537	34.133	45.969	265.3	14:51:16.806	20		1:47.837	33.718	34.206	39.913	267.3	14:56:47.341					
21		5:24.441	4:05.176	38.342	40.923		14:56:41.247	21		1:48.777	33.617	34.423	40.737	266.0	14:58:36.118					
22		2:00.630	39.741	38.089	42.800	207.2	14:58:41.877	22		1:55.605 P	33.646	33.754	48.205	266.0	15:00:31.723					
23		1:46.804	33.397	33.757	39.650	265.3	15:00:28.681													
24		2:09.874 P	38.940	39.920	51.014	235.8	15:02:38.555													

10							14													
Felipe Massa							Alejandro Barambio													
Porsche 992 GT3 Cup							Porsche 992 GT3 Cup													
PROAM*			Leonardo Reis				AF Motorsport				PROAM			Borja García				GT Corse		
Lap	D	Time	Sector 1	Sector 2	Sector 3	T. Spd	Elapsed	Lap	D	Time	Sector 1	Sector 2	Sector 3	T. Spd	Elapsed					
1		14:12:27.802	14:11:08.074	37.527	42.201		14:12:27.802	1		14:12:14.188	14:10:52.647	38.571	42.970		14:12:14.188					
2		1:49.867	34.439	34.720	40.708	262.7	14:14:17.669	2		1:51.738	35.672	35.034	41.032	262.1	14:14:05.926					
3		1:55.644	36.368	38.807	40.469	266.0	14:16:13.313	3		1:47.767	33.944	33.933	39.890	264.0	14:15:53.693					
4		1:49.284	34.000	34.240	40.041	264.7	14:18:01.594	4		1:46.948	33.546	33.604	39.798	266.6	14:17:40.641					
5		1:49.755	33.988	33.991	40.776	266.0	14:19:50.349	5		1:47.071	33.454	33.843	39.774	267.9	14:19:27.712					
6		1:54.693 P	33.962	34.149	46.582	266.6	14:21:45.042	6		1:46.782	33.490	33.744	39.548	265.3	14:21:14.494					
7		5:07.500	3:46.552	38.918	42.030		14:26:52.542	7		1:56.845 P	33.372	33.947	49.526	266.0	14:23:11.339					
8		1:48.415	34.265	34.367	39.783	262.7	14:28:40.957	8		6:32.003	5:18.562	33.844	39.597		14:29:43.342					
9		1:46.830	33.523	33.912	39.395	265.3	14:30:27.787	9		1:46.442	33.314	33.674	39.454	266.0	14:31:29.784					
10		1:48.415	34.265	34.367	39.783	262.7	14:28:40.957	10		2:05.979 P	34.299	37.807	53.873	265.3	14:33:35.763					
11		1:46.830	33.523	33.912	39.395	265.3	14:30:27.787	11		4:35.205	3:19.917	34.667	40.621		14:38:10.968					
12		1:46.139	33.609	34.034	43.496	267.3	14:32:18.926	12		1:48.231	33.815	34.251	40.165	266.0	14:39:59.199					
13		1:46.778	33.588	33.863	39.327	262.7	14:34:05.704	13		1:48.320	33.772	34.229	40.319	267.9	14:41:47.519					
14		1:46.481	33.176	33.942	39.363	267.3	14:35:52.185	14		1:53.973	37.489	36.360	40.124	267.3	14:43:41.492					
15		1:46.455	33.265	33.727	39.463	267.9	14:37:38.640	15		1:48.157	33.822	34.083	40.252	266.6	14:45:29.649					
16		1:52.847 P	34.210	33.720	44.887	267.9	14:39:31.457	16		2:03.500 P	33.738	37.730	52.032	265.3	14:47:33.149					
17		4:16.388	2:59.602	37.286	39.500		14:43:47.845	17		3:40.029	2:25.719	34.040	40.270		14:51:13.178					
18		1:46.781	33.494	34.046	39.241	266.6	14:45:34.626	18		1:48.503	34.063	34.001	40.439	264.0	14:53:01.681					
19		1:46.675	33.398	33.896	39.381	266.6	14:47:21.301	19		1:54.935 P	34.450	34.055	46.430	262.1	14:54:56.616					
20		1:52.640	35.309	36.229	41.102	266.0	14:49:13.941	20		3:36.905	2:22.990	34.111	39.804		14:58:33.521					
21		1:58.496 P	35.585	36.020	46.891	266.6	14:51:12.437	21		1:46.879	33.404	33.890	39.585	266.0	15:00:20.400					
22		9:05.693	7:51.678	34.458	39.557		15:00:18.130	22		2:02.594 P	39.970	34.429	48.195	266.6	15:02:22.994					
23		1:54.800 P	33.239	33.818	47.743	264.7	15:02:12.930													





Autodromo Int. do Algarve
GT Cup Europe
Free Practice - 2
Lap Analysis



GT Cup
Europe

19

Fernando Navarrete

Porsche 992 GT3 Cup

22

Niccolò Schirò

Porsche 992 GT3 Cup

AM

Fernando Pedrera

Tsunami RT

SILVER

Ludovico Longoni

ZRS Motorsport

Lap	D	Time	Sector 1	Sector 2	Sector 3	T. Spd	Elapsed	Lap	D	Time	Sector 1	Sector 2	Sector 3	T. Spd	Elapsed
1		14:13:08.168	14:11:24.653	47.790	55.725		14:13:08.168	1		14:13:05.656	P 14:11:35.122	39.601	50.933		14:13:05.656
2		2:24.887	47.207	45.678	52.002	134.1	14:15:33.055	2		2:51.980	1:37.366	34.412	40.202		14:15:57.636
3		2:05.785	46.066	37.180	42.539	176.7	14:17:38.840	3		1:47.970	33.890	33.899	40.181	266.0	14:17:45.606
4		2:13.505	P 36.209	41.811	55.485	262.1	14:19:52.345	4		1:47.824	33.593	34.290	39.941	266.0	14:19:33.430
5		5:34.554	4:14.274	36.368	43.912		14:25:26.899	5		1:47.532	33.652	34.090	39.790	264.7	14:21:20.962
6		1:50.278	34.300	34.843	41.135	261.5	14:27:17.177	6		1:47.077	33.493	33.823	39.761	265.3	14:23:08.039
7		1:49.225	34.342	34.815	40.068	262.7	14:29:06.402	7		1:47.560	33.668	33.940	39.952	266.0	14:24:55.599
8		1:51.534	35.496	35.381	40.657	264.7	14:30:57.936	8		1:47.106	33.549	33.743	39.814	265.3	14:26:42.705
9		1:49.330	34.435	34.572	40.323	261.5	14:32:47.266	9		1:47.824	34.138	33.909	39.777	267.3	14:28:30.529
10		1:49.423	34.248	34.785	40.390	262.7	14:34:36.689	10		1:48.927	33.489	35.565	39.873	266.6	14:30:19.456
11		1:54.885	34.074	34.225	46.586	264.7	14:36:31.574	11		1:47.513	33.459	33.837	40.217	267.3	14:32:06.969
12		1:54.756	33.946	36.975	43.835	262.1	14:38:26.330	12		1:47.316	33.787	33.882	39.647	264.7	14:33:54.285
13		1:48.573	34.219	34.423	39.931	264.0	14:40:14.903	13		1:53.043	P 33.904	34.106	45.003	266.0	14:35:47.298
14		1:59.148	P 35.408	35.982	47.758	265.3	14:42:14.051	14		3:32.637	2:18.935	34.119	39.583		14:39:19.935
15		5:40.202	4:09.530	42.350	48.322		14:47:54.253	15		1:47.145	33.635	33.856	39.654	266.6	14:41:07.080
16		2:03.685	41.116	39.323	43.246	197.4	14:49:57.938	16		1:47.026	33.680	33.732	39.614	266.0	14:42:54.106
17		1:46.510	33.434	33.575	39.501	261.5	14:51:44.448	17		1:46.995	33.496	33.904	39.595	265.3	14:44:41.101
18		1:46.212	33.210	33.688	39.314	264.7	14:53:30.660	18		1:52.555	P 33.517	33.661	45.377	264.7	14:46:33.656
19		2:02.231	39.719	40.113	42.399	269.3	14:55:32.891	19		4:11.353	2:56.143	35.144	40.066		14:50:45.009
20		1:46.797	33.247	33.943	39.607	264.0	14:57:19.688	20		1:48.757	33.690	33.883	41.184	262.7	14:52:33.766
21		1:46.744	33.155	33.491	40.065	265.3	14:59:06.399	21		1:45.462	33.099	33.347	39.016	264.7	14:54:19.228
22		2:17.817	P 42.963	42.105	52.749	196.3	15:01:24.216	22		1:45.357	33.095	33.052	39.210	266.0	14:56:04.585

21

Camil Perian

Porsche 992 GT3 Cup

PROAM

Florin Tincescu

Camil Perian / RO1 Racing

Lap	D	Time	Sector 1	Sector 2	Sector 3	T. Spd	Elapsed
1		14:12:32.113	14:11:05.889	40.721	45.503		14:12:32.113
2		2:02.917	P 39.635	34.988	48.294	182.4	14:14:35.030
3		2:57.972	1:42.349	34.859	40.764		14:17:33.002
4		1:48.950	33.940	34.084	40.026	262.7	14:19:21.052
5		1:48.954	33.717	34.209	40.125	262.1	14:21:09.103
6		1:53.983	P 33.628	34.172	46.183	262.7	14:23:03.086
7		3:38.890	2:23.386	34.662	40.842		14:26:41.976
8		1:54.550	35.911	37.389	41.250	261.5	14:28:36.526
9		1:50.030	34.221	34.648	41.161	262.7	14:30:26.556
10		2:09.677	34.115	34.263	1:01.299	262.1	14:32:36.233
11		1:51.127	35.721	34.551	40.855	238.9	14:34:27.360
12		1:50.830	34.988	34.887	40.955	263.4	14:36:18.190
13		1:49.477	33.809	34.650	41.018	262.1	14:38:07.667
14		1:49.404	34.109	34.668	40.627	264.0	14:39:57.071
15		1:49.636	34.037	34.793	40.806	264.0	14:41:46.707
16		2:09.588	52.741	35.662	41.185	263.4	14:43:56.295
17		1:53.814	34.443	35.130	44.241	262.7	14:45:50.109
18		1:58.894	P 35.005	35.959	47.930	258.3	14:47:49.003
19		3:51.850	2:35.945	34.990	40.915		14:51:40.853
20		1:49.439	34.343	34.420	40.676	260.8	14:53:30.292
21		2:08.024	40.084	40.613	47.324	263.4	14:55:38.313
22		2:09.668	53.942	34.860	40.866	262.7	14:57:47.981
23		1:50.210	34.662	34.892	40.656	261.5	14:59:38.191
24		1:49.831	34.415	34.656	40.760	262.7	15:01:28.022
25		2:06.400	P 35.763	35.900	54.737	263.4	15:03:34.422

27

Matteo Martinelli

Porsche 992 GT3 Cup

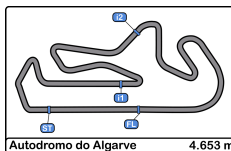
SILVER

Giacomo Pedrini

FAEMS Team by Ebimotors

Lap	D	Time	Sector 1	Sector 2	Sector 3	T. Spd	Elapsed
1		14:12:19.798	14:10:56.931	39.801	43.066		14:12:19.798
2		1:52.512	35.664	35.605	41.243	257.7	14:14:12.310
3		1:48.707	34.036	34.289	40.382	262.7	14:16:01.017
4		1:47.919	33.680	33.946	40.293	264.7	14:17:48.936
5		1:47.838	33.549	34.219	40.070	264.7	14:19:36.774
6		1:47.265	33.486	34.027	39.752	265.3	14:21:24.039
7		1:46.995	33.541	33.893	39.561	265.3	14:23:11.034
8		1:46.870	33.437	33.774	39.659	265.3	14:24:57.904
9		1:46.822	33.452	33.881	39.489	265.3	14:26:44.726
10		1:46.863	33.277	33.982	39.604	266.6	14:28:31.589
11		1:47.117	33.489	33.833	39.795	267.3	14:30:18.706
12		1:52.342	P 33.475	33.820	45.047	266.0	14:32:11.048
13		2:53.171	1:38.975	34.289	39.907		14:35:04.219
14		1:47.482	33.558	34.022	39.902	265.3	14:36:51.701
15		1:47.424	33.534	34.154	39.736	266.6	14:38:39.125
16		1:47.160	33.627	33.760	39.773	267.3	14:40:26.285
17		1:48.862	35.048	33.864	39.950	266.6	14:42:15.147
18		1:47.253	33.661	33.838	39.754	266.6	14:44:02.400
19		1:48.403	34.000	34.098	40.305	267.3	14:45:50.803
20		1:48.973	34.515	34.576	39.882	265.3	14:47:39.776
21		1:53.230	P 33.670	33.961	45.599	266.0	14:49:33.006
22		2:58.617	P 1:38.717	34.316	45.584		14:52:31.623
23		3:00.476	P 1:39.701	35.193	45.582		14:55:32.099





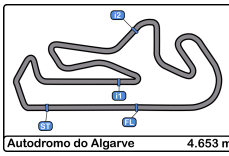
Autodromo Int. do Algarve
GT Cup Europe
Free Practice - 2
Lap Analysis



44 (Cássio) H. de Mello Porsche 992 GT3 Cup							87 Nelson Monteiro jr Porsche 992 GT3 Cup						
AM Giacomo Giubergia GDL Racing							AM Nelson Marcondes GDL Racing						
Lap D	Time	Sector 1	Sector 2	Sector 3	T. Spd	Elapsed	Lap D	Time	Sector 1	Sector 2	Sector 3	T. Spd	Elapsed
1	14:12:40.229	14:11:18.665	38.093	43.471		14:12:40.229	1	14:12:26.214	14:11:03.194	39.001	44.019		14:12:26.214
2	1:55.391	36.765	36.886	41.740	254.1	14:14:35.620	2	1:50.704	34.737	34.813	41.154	259.6	14:14:16.918
3	1:48.265	33.948	34.016	40.301	260.2	14:16:23.885	3	1:48.399	33.579	34.098	40.722	264.0	14:16:05.317
4	1:48.187	33.878	34.056	40.253	264.7	14:18:12.072	4	1:48.068	33.784	33.885	40.399	264.7	14:17:53.385
5	1:48.249	34.145	33.805	40.269	263.4	14:20:00.291	5	1:47.882	33.744	33.861	40.277	263.4	14:19:41.267
6	1:48.242	33.875	34.228	40.109	262.7	14:21:48.503	6	1:48.745	34.101	34.032	40.612	263.4	14:21:30.012
7	1:47.744	33.854	33.955	39.935	265.3	14:23:36.247	7	1:48.140	33.803	34.071	40.266	264.0	14:23:18.152
8	1:47.634	33.664	34.107	39.863	264.7	14:25:23.881	8	1:47.970	33.819	33.953	40.198	263.4	14:25:06.122
9	1:48.044	33.831	34.074	40.136	264.0	14:27:11.922	9	1:48.694	34.379	34.565	40.750	263.4	14:26:55.816
10	1:48.069	33.922	34.133	40.014	264.7	14:28:59.991	10	1:48.255	33.743	34.234	40.278	264.7	14:28:44.071
11	1:47.923	33.406	34.205	40.312	266.0	14:30:47.914	11	1:48.401	33.794	34.181	40.426	264.7	14:30:32.472
12	1:47.948	33.825	34.047	40.076	263.4	14:32:35.862	12	2:29.120 P	1:00.870	39.914	48.336	264.0	14:33:01.592
13	1:48.101	33.794	34.079	40.228	264.0	14:34:23.963	13	3:40.091 P	2:15.130	37.142	47.819		14:36:41.683
14	1:47.690	33.694	34.058	39.938	264.7	14:36:11.653	14	5:36.890	4:21.569	34.244	41.077		14:42:18.573
15	1:53.460 P	33.796	33.888	45.776	266.0	14:38:05.113	15	1:48.030	33.810	34.116	40.104	264.0	14:44:06.603
16	3:09.351	1:54.006	34.787	40.558		14:41:14.464	16	1:48.087	33.901	34.317	39.869	266.0	14:45:54.690
17	1:48.684	34.087	34.179	40.418	266.6	14:43:03.148	17	1:51.207	34.227	35.346	41.634	264.7	14:47:45.897
18	1:48.384	34.085	34.247	40.052	264.7	14:44:51.532	18	1:48.422	33.945	34.186	40.291	265.3	14:49:34.319
19	1:48.286	33.924	34.083	40.279	265.3	14:46:39.818	19	1:48.461	33.768	34.287	40.406	265.3	14:51:22.780
20	1:48.103	33.818	33.986	40.299	265.3	14:48:27.921	20	1:47.507	33.630	34.034	39.843	262.7	14:53:10.287
21	1:48.375	33.657	33.938	40.780	265.3	14:50:16.296	21	1:48.086	33.701	34.101	40.284	266.6	14:54:58.373
22	1:48.920	33.959	34.262	40.699	265.3	14:52:05.216	22	2:03.140 P	35.419	37.366	50.355	266.6	14:57:01.513

77 José Barros Porsche 992 GT3 Cup							119 Mark Stansfield Lamborghini Huracan ST EVO2						
SILVER AF Motorsport							AM Michele Merendino Scuderia Villorba Corse						
Lap D	Time	Sector 1	Sector 2	Sector 3	T. Spd	Elapsed	Lap D	Time	Sector 1	Sector 2	Sector 3	T. Spd	Elapsed
1	14:12:28.208	14:11:09.736	36.630	41.842		14:12:28.208	1	14:12:24.901	14:11:01.061	40.364	43.476		14:12:24.901
2	1:49.664	34.711	34.429	40.524	258.9	14:14:17.872	2	1:50.539	34.781	34.850	40.908	265.3	14:14:15.440
3	1:49.062	34.657	34.052	40.353	268.6	14:16:06.934	3	1:49.280	33.806	34.397	41.077	270.6	14:16:04.720
4	1:48.607	33.930	34.320	40.357	264.7	14:17:55.541	4	1:50.672	33.756	35.653	41.263	272.7	14:17:55.392
5	1:48.833	34.161	34.222	40.450	266.6	14:19:44.374	5	1:52.428	33.587	34.017	44.824	271.3	14:19:47.820
6	1:48.310	33.961	34.227	40.122	262.1	14:21:32.684	6	1:48.941	34.205	34.036	40.700	269.3	14:21:36.761
7	1:48.405	33.469	34.310	40.326	266.0	14:23:20.789	7	1:47.607	33.397	33.887	40.323	273.4	14:23:24.368
8	1:56.073 P	33.913	34.290	47.870	266.0	14:25:16.862	8	1:57.484 P	33.919	35.366	48.196	272.7	14:25:21.849
9	6:24.302	5:07.324	36.581	40.397		14:31:41.164	9	4:57.343	3:31.692	40.027	45.624		14:30:19.192
10	1:48.332	33.764	34.263	40.305	264.7	14:33:29.496	10	2:01.352	37.473	36.974	46.905	218.1	14:32:20.544
11	1:48.626	34.294	34.147	40.185	264.0	14:35:18.122	11	1:48.645	34.007	34.088	40.550	258.9	14:34:09.189
12	1:48.598	34.121	34.373	40.104	266.0	14:37:06.720	12	1:48.130	33.865	34.004	40.261	258.9	14:35:57.319
13	1:48.530	33.877	34.459	40.194	267.3	14:38:55.250	13	1:56.318 P	33.424	34.160	48.734	263.4	14:37:53.637
14	1:48.664	34.050	34.444	40.170	266.0	14:40:43.914	14	4:08.817	2:47.210	37.078	44.529		14:42:02.454
15	2:01.512 P	34.356	35.397	51.759	267.3	14:42:45.426	15	1:50.016	35.300	34.242	40.474	231.7	14:43:52.470
16	4:57.731	3:38.735	38.274	40.722		14:47:43.157	16	1:48.268	33.544	34.249	40.475	272.7	14:45:40.738
17	1:48.476	33.919	34.174	40.383	264.7	14:49:31.633	17	1:48.459	33.716	34.022	40.721	270.6	14:47:29.197
18	1:47.893	33.590	33.953	40.350	265.3	14:51:19.526	18	1:58.060 P	34.141	34.486	49.433	272.0	14:49:27.257
19	1:48.657	33.790	34.344	40.523	265.3	14:53:08.183							
20	1:48.284	34.032	34.149	40.103	266.6	14:54:56.467							
21	1:54.750	39.116	35.242	40.392	265.3	14:56:51.217							
22	1:48.923	34.008	34.481	40.434	266.0	14:58:40.140							
23	2:06.643 P	34.448	43.211	48.954	266.0	15:00:46.753							





Autodromo Int. do Algarve
 GT Cup Europe
 Free Practice - 2
 Lap Analysis



GT Cup
 Europe

911

Leandro Martins

Porsche 992 GT3 Cup

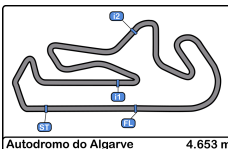
AM

Dieter Svepes

LMR Motorsport

Lap	D	Time	Sector 1	Sector 2	Sector 3	T. Spd	Elapsed
1		14:48:23.182	14:47:03.140	36.741	43.301		14:48:23.182
2		1:55.416	35.998	38.294	41.124	217.3	14:50:18.598
3		1:51.270	33.535	34.247	43.488	265.3	14:52:09.868
4		1:46.464	33.281	33.850	39.333	264.7	14:53:56.332
5		1:49.785	33.216	34.116	42.453	267.3	14:55:46.117
6		1:48.161	34.070	34.220	39.871	267.3	14:57:34.278
7		1:46.960	33.333	33.842	39.785	266.6	14:59:21.238
8		1:47.510	33.492	34.089	39.929	266.6	15:01:08.748
9		1:55.121 P	33.232	34.198	47.691	264.7	15:03:03.869





Autodromo Int. do Algarve

GT Cup Europe

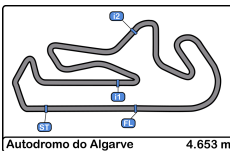
Free Practice - 2

Best Sectors Results



Sector - 1		Sector - 2		Sector - 3		Ideal Lap vs Best Lap					
Clas	Nº Driver	Time	Nº Driver	Time	Nº Driver	Time	Clas	Nº Driver	Ideal Lap	Best Lap	Clas
1	7 de Back - Meijer	32.889	22 Schirò - Longoni	33.052	7 de Back - Meijer	39.000	1	7 de Back - Meijer	1:45.064	1:45.101	1
2	22 Schirò - Longoni	33.049	7 de Back - Meijer	33.175	22 Schirò - Longoni	39.016	2	22 Schirò - Longoni	1:45.117	1:45.462	2
3	1 Luvisi - Delli Guanti	33.119	19 Navarrete - Pedrera	33.491	1 Luvisi - Delli Guanti	39.144	3	1 Luvisi - Delli Guanti	1:45.821	1:46.085	3
4	19 Navarrete - Pedrera	33.155	1 Luvisi - Delli Guanti	33.558	10 Massa - Reis	39.241	4	19 Navarrete - Pedrera	1:45.960	1:46.212	4
5	10 Massa - Reis	33.176	6 Zaenen - Salubre	33.577	19 Navarrete - Pedrera	39.314	5	6 Zaenen - Salubre	1:46.127	1:46.329	5
6	6 Zaenen - Salubre	33.185	14 Barambio - García	33.604	911 Martins - Svepes	39.333	6	10 Massa - Reis	1:46.137	1:46.455	7
7	4 Stifter - Laurini	33.211	10 Massa - Reis	33.720	6 Zaenen - Salubre	39.365	7	14 Barambio - García	1:46.372	1:46.442	6
8	911 Martins - Svepes	33.216	4 Stifter - Laurini	33.725	5 van Zijverden - Weijs	39.365	8	911 Martins - Svepes	1:46.391	1:46.960	11
9	27 Martinelli - Pedrini	33.277	11 Pinheiro - Sampaio	33.745	14 Barambio - García	39.454	9	4 Stifter - Laurini	1:46.432	1:46.575	9
10	5 van Zijverden - Weijs	33.281	27 Martinelli - Pedrini	33.760	27 Martinelli - Pedrini	39.489	10	27 Martinelli - Pedrini	1:46.526	1:46.822	10
11	14 Barambio - García	33.314	44 H. de Mello - Giubergia	33.805	4 Stifter - Laurini	39.496	11	5 van Zijverden - Weijs	1:46.547	1:46.547	8
12	119 Stansfield - Merendino	33.397	911 Martins - Svepes	33.842	11 Pinheiro - Sampaio	39.577	12	11 Pinheiro - Sampaio	1:46.720	1:46.982	12
13	11 Pinheiro - Sampaio	33.398	87 Monteiro jr - Marcondes	33.861	87 Monteiro jr - Marcondes	39.843	13	44 H. de Mello - Giubergia	1:47.074	1:47.634	14
14	44 H. de Mello - Giubergia	33.406	119 Stansfield - Merendino	33.887	44 H. de Mello - Giubergia	39.863	14	87 Monteiro jr - Marcondes	1:47.283	1:47.970	16
15	77 José Barros	33.469	5 van Zijverden - Weijs	33.901	21 Perian - Tincescu	40.026	15	77 José Barros	1:47.525	1:47.893	15
16	87 Monteiro jr - Marcondes	33.579	77 José Barros	33.953	77 José Barros	40.103	16	119 Stansfield - Merendino	1:47.545	1:47.607	13
17	21 Perian - Tincescu	33.628	21 Perian - Tincescu	34.084	119 Stansfield - Merendino	40.261	17	21 Perian - Tincescu	1:47.738	1:49.404	17





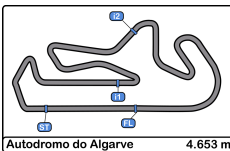
Autodromo Int. do Algarve
 GT Cup Europe
 Free Practice - 2
 Best 5 Lap Times



Best 1 Best 2 Best 3 Best 4 Best 5

Cl	N° Entrant/Team	Nat	Driver 1	Nat	Driver 2	Nat	Vehicle	Cat	Cl	Best 1		Best 2		Best 3		Best 4		Best 5	
										Time	Lap	Time	Lap	Time	Lap	Time	Lap	Time	Lap
1	7 Hans Weijs Motorsport	NLD	Jurriaan de Back	NLD	Paul Meijer	NLD	Porsche 992 GT3 Cup	SILVER	1	1:45.101	7	1:45.414	4	1:45.575	3	1:46.391	2	1:46.666	19
2	22 ZRS Motorsport	ITA	Niccolò Schirò	ITA	Ludovico Longoni	ITA	Porsche 992 GT3 Cup	SILVER	2	1:45.462	21	1:46.995	17	1:47.026	16	1:47.077	6	1:47.106	8
3	1 FAEMS Team by Ebimotors	ITA	Matteo Luvisi	ITA	Pietro Delli Guanti	ITA	Porsche 992 GT3 Cup	SILVER	3	1:46.085	15	1:46.143	8	1:46.161	9	1:46.401	12	1:46.421	7
4	19 Tsunami RT	SMR	Fernando Navarrete	ESP	Fernando Pedrera	ESP	Porsche 992 GT3 Cup	AM	1	1:46.212	18	1:46.510	17	1:46.797	20	1:48.573	13	1:49.225	7
5	6 Hans Weijs Motorsport	NLD	Lars Zaenen	BEL	Fgani A. Salubre	PHL	Porsche 992 GT3 Cup	PROAM*	1	1:46.329	5	1:46.378	6	1:46.457	8	1:46.578	7	1:47.934	17
6	14 GT Corse	ESP	Alejandro Barambio	ESP	Borja García	ESP	Porsche 992 GT3 Cup	PROAM	2	1:46.442	9	1:46.879	21	1:46.948	4	1:47.071	5	1:47.767	3
7	10 AF Motorsport	PRT	Felipe Massa	BRA	Leonardo Reis	BRA	Porsche 992 GT3 Cup	PROAM*	3	1:46.455	13	1:46.481	12	1:46.675	17	1:46.778	11	1:46.781	16
8	5 Hans Weijs Motorsport	NLD	Rick van Zijverden	NLD	Hans Weijs	NLD	Porsche 992 GT3 Cup	AM*	2	1:46.547	7	1:46.754	8	1:47.003	4	1:47.358	13	1:47.421	3
9	4 BiRace Motorsport	ITA	Diego Stifter	ITA	Lodovico Laurini	ITA	Porsche 992 GT3 Cup	SILVER	4	1:46.575	9	1:46.697	6	1:46.698	4	1:46.759	8	1:46.897	14
10	27 FAEMS Team by Ebimotors	ITA	Matteo Martinelli	ITA	Giacomo Pedrini	ITA	Porsche 992 GT3 Cup	SILVER	5	1:46.822	9	1:46.870	8	1:46.995	7	1:47.117	11	1:47.160	16
11	911 LMR Motorsport	PRT	Leandro Martins	BRA	Dieter Svepes	AUT	Porsche 992 GT3 Cup	AM	3	1:46.960	7	1:47.510	8	1:51.270	3	1:55.121	9	1:55.416	2
12	11 LMR Motorsport	PRT	Bernardo Lucas Pinheiro	BRA	Flávio Sampaio	BRA	Porsche 992 GT3 Cup	PROAM	4	1:46.982	18	1:47.130	19	1:47.166	15	1:47.620	14	1:47.837	20
13	119 Scuderia Villorba Corse	ITA	Mark Stansfield	GBR	Michele Merendino	ITA	Lamborghini Huracan ST EVO2	AM	4	1:47.607	7	1:48.130	12	1:48.459	17	1:48.645	11	1:48.941	6
14	44 GDL Racing	SMR	(Cássio) H. de Mello	BRA	Giacomo Giubergia	ITA	Porsche 992 GT3 Cup	AM	5	1:47.634	8	1:47.690	14	1:47.744	7	1:47.923	11	1:47.948	12
15	77 AF Motorsport	PRT	José Barros	BRA			Porsche 992 GT3 Cup	SILVER	6	1:47.893	18	1:48.310	6	1:48.332	10	1:48.476	17	1:48.530	13
16	87 GDL Racing	SMR	Nelson Monteiro jr	BRA	Nelson Marcondes	BRA	Porsche 992 GT3 Cup	AM	6	1:47.970	8	1:48.030	15	1:48.068	4	1:48.086	21	1:48.087	16
17	21 Camil Perian / RO1 Racing	ROU	Camil Perian	ROU	Florin Tincescu	ROU	Porsche 992 GT3 Cup	PROAM	5	1:49.404	14	1:49.439	20	1:49.477	13	1:49.636	15	1:49.831	24





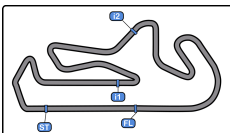
Autodromo Int. do Algarve
 GT Cup Europe
 Free Practice - 2
 Best 5 Top Speeds



Autodromo do Algarve 4.653 m.

Cl	N°	Entrant/Team	Nat	Driver 1	Nat	Driver 2	Nat	Vehicle	Cat	Cl	Top 1		Top 2		Top 3		Top 4		Top 5		Avg
											Km/h	Lap	Km/h	Lap	Km/h	Lap	Km/h	Lap	Km/h	Lap	
1	119	Scuderia Villorba Corse	ITA	Mark Stansfield	GBR	Michele Merendino	ITA	Lamborghini Huracan ST EVO2	AM	1	273.4	7	272.7	4	272.7	8	272.7	16	272.0	18	272.7
2	1	FAEMS Team by Ebimotors	ITA	Matteo Luvisi	ITA	Pietro Delli Guanti	ITA	Porsche 992 GT3 Cup	SILVER	1	271.3	17	269.3	16	268.6	8	267.9	4	267.9	9	269.0
3	19	Tsunami RT	SMR	Fernando Navarrete	ESP	Fernando Pedrera	ESP	Porsche 992 GT3 Cup	AM	2	269.3	19	265.3	14	265.3	21	264.7	8	264.7	11	265.8
4	77	AF Motorsport	PRT	José Barros	PRT			Porsche 992 GT3 Cup	SILVER	2	268.6	3	267.3	13	267.3	15	266.6	5	266.6	20	267.3
5	4	BiRace Motorsport	ITA	Diego Stifter	ITA	Lodovico Laurini	ITA	Porsche 992 GT3 Cup	SILVER	3	267.9	15	267.9	16	267.3	4	267.3	11	267.3	18	267.5
6	10	AF Motorsport	PRT	Felipe Massa	BRA	Leonardo Reis	BRA	Porsche 992 GT3 Cup	PROAM*	1	267.9	13	267.9	14	267.3	10	267.3	12	266.6	6	267.4
7	11	LMR Motorsport	PRT	Bernardo Lucas Pinheiro	BRA	Flávio Sampaio	BRA	Porsche 992 GT3 Cup	PROAM	2	267.9	17	267.3	20	266.6	19	266.0	16	266.0	18	266.8
8	14	GT Corse	ESP	Alejandro Barambio	ESP	Borja Garcia	ESP	Porsche 992 GT3 Cup	PROAM	3	267.9	5	267.9	13	267.3	14	266.6	4	266.6	15	267.3
9	7	Hans Weijs Motorsport	NLD	Jurriaan de Back	NLD	Paul Meijer	NLD	Porsche 992 GT3 Cup	SILVER	4	267.3	16	266.6	4	266.6	5	266.0	7	266.0	14	266.5
10	22	ZRS Motorsport	ITA	Niccolò Schirò	ITA	Ludovico Longoni	ITA	Porsche 992 GT3 Cup	SILVER	5	267.3	9	267.3	11	266.6	10	266.6	15	266.0	3	266.7
11	27	FAEMS Team by Ebimotors	ITA	Matteo Martinelli	ITA	Giacomo Pedrini	ITA	Porsche 992 GT3 Cup	SILVER	6	267.3	11	267.3	16	267.3	19	266.6	10	266.6	15	267.0
12	911	LMR Motorsport	PRT	Leandro Martins	BRA	Dieter Svepes	AUT	Porsche 992 GT3 Cup	AM	3	267.3	5	267.3	6	266.6	7	266.6	8	265.3	3	266.6
13	6	Hans Weijs Motorsport	NLD	Lars Zaenen	BEL	Fgani A. Salubre	PHL	Porsche 992 GT3 Cup	PROAM*	4	266.6	18	266.0	9	264.7	7	264.7	8	264.7	17	265.3
14	44	GDL Racing	SMR	(Cássio) H. de Mello	BRA	Giacomo Giubergia	ITA	Porsche 992 GT3 Cup	AM	4	266.6	17	266.6	26	266.0	11	266.0	15	266.0	25	266.2
15	87	GDL Racing	SMR	Nelson Monteiro jr	BRA	Nelson Marcondes	BRA	Porsche 992 GT3 Cup	AM	5	266.6	21	266.6	22	266.0	16	265.3	18	265.3	19	266.0
16	5	Hans Weijs Motorsport	NLD	Rick van Zijverden	NLD	Hans Weijs	NLD	Porsche 992 GT3 Cup	AM*	6	266.0	15	265.3	14	264.7	13	264.7	17	264.0	4	264.9
17	21	Camil Perian / RO1 Racing	ROU	Camil Perian	ROU	Florin Tincescu	ROU	Porsche 992 GT3 Cup	PROAM	5	264.0	14	264.0	15	263.4	12	263.4	16	263.4	21	263.6





Autodromo Int. do Algarve

GT Cup Europe

Free Practice - 2

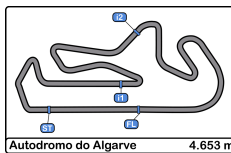
Fastest Laps Sequence

Autodromo do Algarve 4.653 m.



Lap	Time of Day	Session Time	Nº Entrant/Team	Nat	Driver 1	Nat	Driver 2	Nat	Vehicle	Cat	Time	Km/h
2	14:13:45.692	3:45.692	7 Hans Weijs Motorsport	NLD	Jurriaan de Back	NLD	Paul Meijer	NLD	Porsche 992 GT3 Cup	SILVER	1:46.391	157.4
3	14:15:31.267	5:31.267	7 Hans Weijs Motorsport	NLD	Jurriaan de Back	NLD	Paul Meijer	NLD	Porsche 992 GT3 Cup	SILVER	1:45.575	158.6
4	14:17:16.681	7:16.681	7 Hans Weijs Motorsport	NLD	Jurriaan de Back	NLD	Paul Meijer	NLD	Porsche 992 GT3 Cup	SILVER	1:45.414	158.9
7	14:24:08.398	14:08.398	7 Hans Weijs Motorsport	NLD	Jurriaan de Back	NLD	Paul Meijer	NLD	Porsche 992 GT3 Cup	SILVER	1:45.101	159.3





Autodromo Int. do Algarve

GT Cup Europe

Free Practice - 2

Pit Stop Analysis



1 Matteo Luvisi Porsche 992 GT3 Cup
SILVER Pietro Delli Guanti FAEMS Team by Ebimotors

Nº	In Day Time	In Time	Out Time	Pit Time	T. Pit Time	Handicap	Diff.
1	14:28:23.695	14:28:23.695	14:29:46.469	1:22.774	1:22.774		
2	14:45:51.633	14:45:51.633	14:47:02.569	1:10.936	2:33.710		

4 Diego Stifter Porsche 992 GT3 Cup
SILVER Lodovico Laurini BiRace Motorsport

Nº	In Day Time	In Time	Out Time	Pit Time	T. Pit Time	Handicap	Diff.
1	14:38:49.611	14:38:49.611	14:40:03.948	1:14.337	1:14.337		

5 Rick van Zijverden Porsche 992 GT3 Cup
AM* Hans Weijs Hans Weijs Motorsport

Nº	In Day Time	In Time	Out Time	Pit Time	T. Pit Time	Handicap	Diff.
1	14:19:15.883	14:19:15.883	14:21:13.668	1:57.785	1:57.785		
2	14:28:21.599	14:28:21.599	14:30:03.238	1:41.639	3:39.424		
3	14:48:32.111	14:48:32.111	14:52:58.737	4:26.626	8:06.050		

6 Lars Zaenen Porsche 992 GT3 Cup
PROAM* Fgani A. Salubre Hans Weijs Motorsport

Nº	In Day Time	In Time	Out Time	Pit Time	T. Pit Time	Handicap	Diff.
1	14:15:55.771	14:15:55.771	14:19:17.904	3:22.133	3:22.133		
2	14:30:00.331	14:30:00.331	14:32:50.092	2:49.761	6:11.894		
3	14:42:03.253	14:42:03.253	14:44:12.899	2:09.646	8:21.540		
4	14:51:27.287	14:51:27.287	14:52:49.279	1:21.992	9:43.532		
5	14:54:40.516	14:54:40.516	14:56:16.762	1:36.246	11:19.778		
6	14:58:05.290	14:58:05.290	14:59:42.257	1:36.967	12:56.745		

7 Jurriaan de Back Porsche 992 GT3 Cup
SILVER Paul Meijer Hans Weijs Motorsport

Nº	In Day Time	In Time	Out Time	Pit Time	T. Pit Time	Handicap	Diff.
1	14:19:05.159	14:19:05.159	14:20:38.385	1:33.226	1:33.226		
2	14:25:57.183	14:25:57.183	14:27:07.419	1:10.236	2:43.462		
3	14:41:28.871	14:41:28.871	14:43:54.127	2:25.256	5:08.718		
4	14:51:12.546	14:51:12.546	14:54:43.457	3:30.911	8:39.629		

10 Felipe Massa Porsche 992 GT3 Cup
PROAM* Leonardo Reis AF Motorsport

Nº	In Day Time	In Time	Out Time	Pit Time	T. Pit Time	Handicap	Diff.
1	14:21:40.756	14:21:40.756	14:24:47.064	3:06.308	3:06.308		
2	14:39:27.200	14:39:27.200	14:41:47.580	2:20.380	5:26.688		
3	14:51:08.188	14:51:08.188	14:58:32.144	7:23.956	12:50.644		

11 Bernardo Lucas Pinheiro Porsche 992 GT3 Cup
PROAM Flávio Sampaio LMR Motorsport

Nº	In Day Time	In Time	Out Time	Pit Time	T. Pit Time	Handicap	Diff.
1	14:29:55.885	14:29:55.885	14:34:48.145	4:52.260	4:52.260		
2	14:37:18.979	14:37:18.979	14:38:43.135	1:24.156	6:16.416		

14 Alejandro Barambio Porsche 992 GT3 Cup
PROAM Borja García GT Corse

Nº	In Day Time	In Time	Out Time	Pit Time	T. Pit Time	Handicap	Diff.
1	14:23:07.019	14:23:07.019	14:27:57.441	4:50.422	4:50.422		
2	14:33:31.524	14:33:31.524	14:36:22.938	2:51.414	7:41.836		
3	14:47:28.816	14:47:28.816	14:49:26.294	1:57.478	9:39.314		
4	14:54:52.299	14:54:52.299	14:56:47.014	1:54.715	11:34.029		

19 Fernando Navarrete Porsche 992 GT3 Cup
AM Fernando Pedrera Tsunami RT

Nº	In Day Time	In Time	Out Time	Pit Time	T. Pit Time	Handicap	Diff.
1	14:19:48.135	14:19:48.135	14:23:32.141	3:44.006	3:44.006		
2	14:42:09.683	14:42:09.683	14:45:47.040	3:37.357	7:21.363		

21 Camil Perian Porsche 992 GT3 Cup
PROAM Florin Tincescu Camil Perian / RO1 Racing

Nº	In Day Time	In Time	Out Time	Pit Time	T. Pit Time	Handicap	Diff.
1	14:14:30.769	14:14:30.769	14:15:41.830	1:11.061	1:11.061		
2	14:22:58.838	14:22:58.838	14:24:50.310	1:51.472	3:02.533		
3	14:47:44.754	14:47:44.754	14:49:51.255	2:06.501	5:09.034		

22 Niccolò Schirò Porsche 992 GT3 Cup
SILVER Ludovico Longoni ZRS Motorsport

Nº	In Day Time	In Time	Out Time	Pit Time	T. Pit Time	Handicap	Diff.
1	14:13:01.343	14:13:01.343	14:14:07.988	1:06.645	1:06.645		
2	14:35:42.349	14:35:42.349	14:37:32.982	1:50.633	2:57.278		
3	14:46:29.322	14:46:29.322	14:48:53.812	2:24.490	5:21.768		

27 Matteo Martinelli Porsche 992 GT3 Cup
SILVER Giacomo Pedrini FAEMS Team by Ebimotors

Nº	In Day Time	In Time	Out Time	Pit Time	T. Pit Time	Handicap	Diff.
1	14:32:06.791	14:32:06.791	14:33:17.243	1:10.452	1:10.452		
2	14:49:28.625	14:49:28.625	14:50:39.816	1:11.191	2:21.643		
3	14:52:27.335	14:52:27.335	14:53:38.080	1:10.745	3:32.388		

44 (Cássio) H. de Mello Porsche 992 GT3 Cup
AM Giacomo Giubergia GDL Racing

Nº	In Day Time	In Time	Out Time	Pit Time	T. Pit Time	Handicap	Diff.
1	14:38:00.771	14:38:00.771	14:39:21.046	1:20.275	1:20.275		

77 José Barros Porsche 992 GT3 Cup
SILVER AF Motorsport

Nº	In Day Time	In Time	Out Time	Pit Time	T. Pit Time	Handicap	Diff.
1	14:25:12.453	14:25:12.453	14:29:48.771	4:36.318	4:36.318		
2	14:42:41.205	14:42:41.205	14:45:41.762	3:00.557	7:36.875		

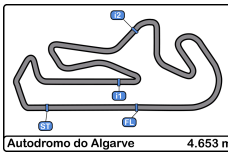
87 Nelson Monteiro jr Porsche 992 GT3 Cup
AM Nelson Marcondes GDL Racing

Nº	In Day Time	In Time	Out Time	Pit Time	T. Pit Time	Handicap	Diff.
1	14:32:57.341	14:32:57.341	14:34:41.096	1:43.755	1:43.755		
2	14:36:37.406	14:36:37.406	14:40:26.006	3:48.600	5:32.355		

119 Mark Stansfield Lamborghini Huracan ST EVO2
AM Michele Merendino Scuderia Villorba Corse

Nº	In Day Time	In Time	Out Time	Pit Time	T. Pit Time	Handicap	Diff.
1	14:25:17.117	14:25:17.117	14:28:14.190	2:57.073	2:57.073		
2	14:37:49.325	14:37:49.325	14:39:59.577	2:10.252	5:07.325		

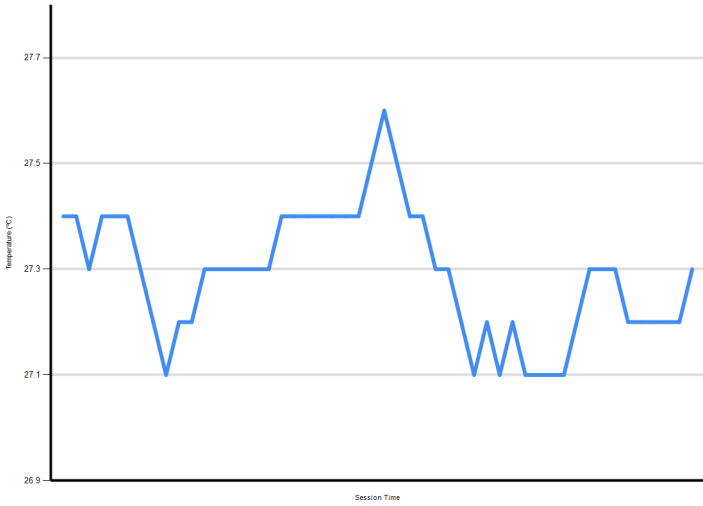




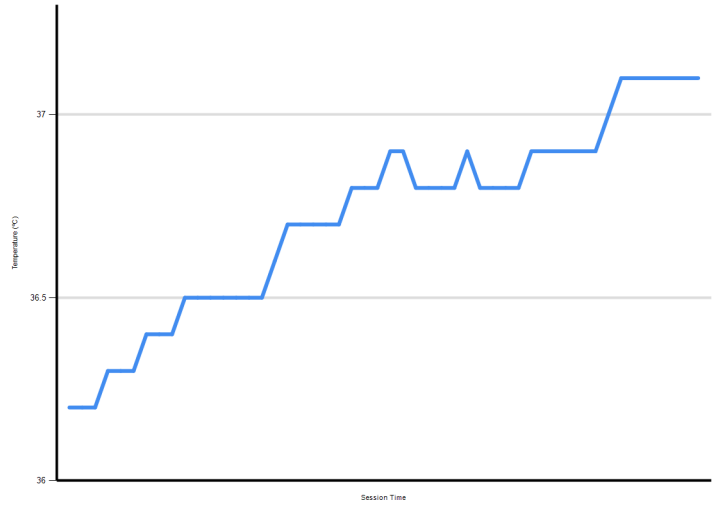
Autodromo Int. do Algarve
GT Cup Europe
Free Practice - 2
Weather Report



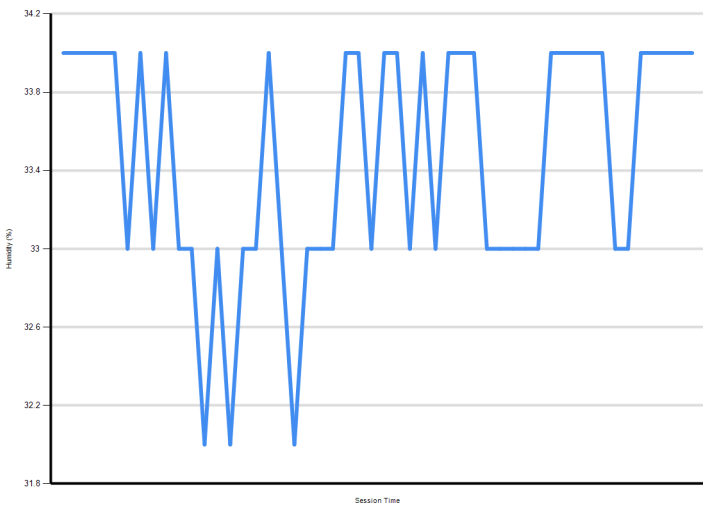
Air Temperature



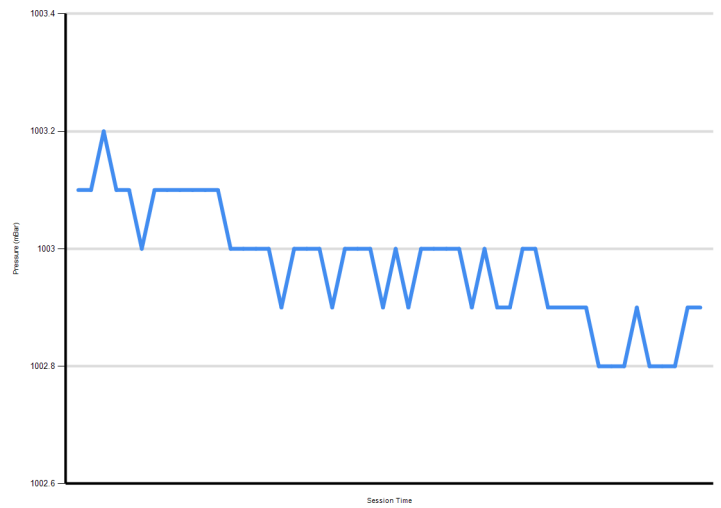
Track Temperature



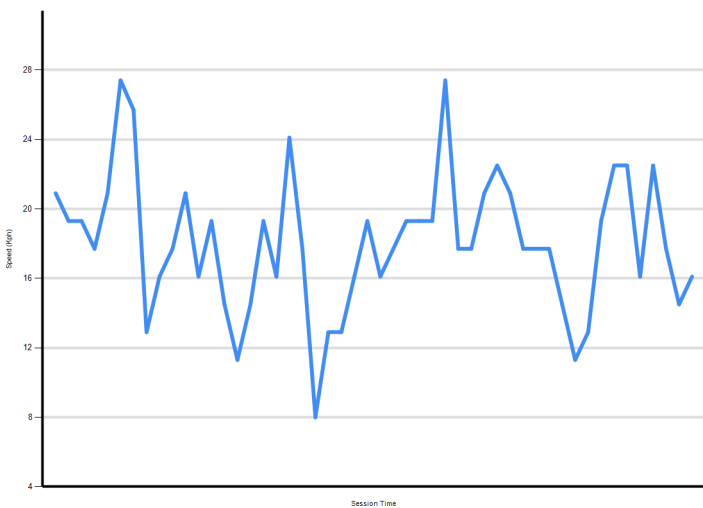
Humidity



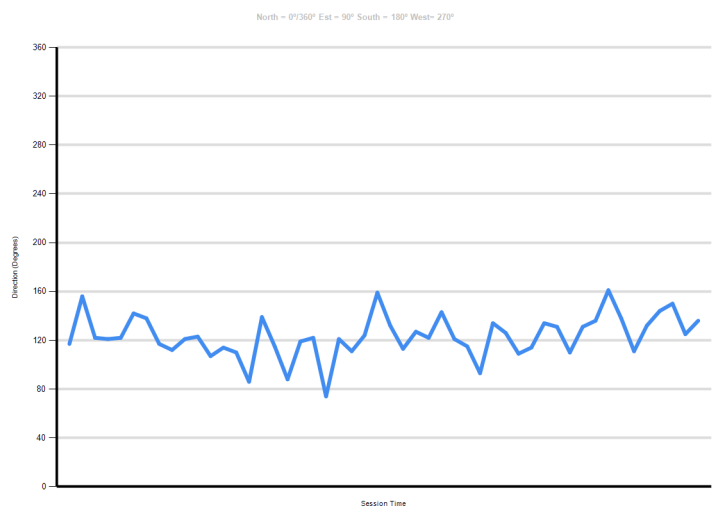
Pressure

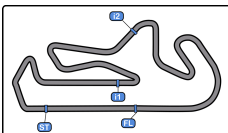


Wind Speed



Wind direction





Autodromo Int. do Algarve

GT Cup Europe

Free Practice - 1 - 2

Combined Results

Autodromo do Algarve 4.653 m.



Cls	Nº	Entrant/Team	Nat	Driver 1	Nat	Driver 2	Nat	Vehicle	Cat	Cls	Laps	FP1	FP2	Best	Gap	Interval	Km/h		
1	7	Hans Weijs Motorsport	NLD	Jurriaan de Back	NLD	Paul Meijer	NLD	Porsche 992 GT3 Cup	SILVER	1	44	1:44.374	19	1:45.101	7	1:44.374	160.4		
2	1	FAEMS Team by Ebimotor	ITA	Matteo Luvisi	ITA	Pietro Delli Guanti	ITA	Porsche 992 GT3 Cup	SILVER	2	41	1:45.152	10	1:46.085	15	1:45.152	0.778	0.778	159.3
3	14	GT Corse	ESP	Alejandro Barambio	ESP	Borja García	ESP	Porsche 992 GT3 Cup	PROAM	1	38	1:45.379	4	1:46.442	9	1:45.379	1.005	0.227	158.9
4	22	ZRS Motorsport	ITA	Niccolò Schirò	ITA	Ludovico Longoni	ITA	Porsche 992 GT3 Cup	SILVER	3	48	1:45.676	5	1:45.462	21	1:45.462	1.088	0.083	158.8
5	4	BiRace Motorsport	ITA	Diego Stifter	ITA	Lodovico Laurini	ITA	Porsche 992 GT3 Cup	SILVER	4	49	1:45.822	17	1:46.575	9	1:45.822	1.448	0.360	158.2
6	11	LMR Motorsport	PRT	Bernardo Lucas Pinheiro	PRT	Flávio Sampaio	BRA	Porsche 992 GT3 Cup	PROAM	2	44	1:45.977	19	1:46.982	18	1:45.977	1.603	0.155	158.0
7	5	Hans Weijs Motorsport	NLD	Rick van Zijverden	NLD	Hans Weijs	NLD	Porsche 992 GT3 Cup	AM*	1	45	1:46.005	19	1:46.547	7	1:46.005	1.631	0.028	158.0
8	27	FAEMS Team by Ebimotor	ITA	Matteo Martinelli	ITA	Giacomo Pedrini	ITA	Porsche 992 GT3 Cup	SILVER	5	47	1:46.103	22	1:46.822	9	1:46.103	1.729	0.098	157.8
9	44	GDL Racing	SMR	(Cássio) H. de Mello	BRA	Giacomo Giubergia	ITA	Porsche 992 GT3 Cup	AM	2	48	1:46.198	14	1:47.634	8	1:46.198	1.824	0.095	157.7
10	6	Hans Weijs Motorsport	NLD	Lars Zaenen	BEL	Fgani A. Salubre	PAL	Porsche 992 GT3 Cup	PROAM*	3	43	1:46.203	14	1:46.329	5	1:46.203	1.829	0.005	157.7
11	19	Tsunami RT	SMR	Fernando Navarrete	ESP	Fernando Pedrera	ESP	Porsche 992 GT3 Cup	AM	3	42	1:46.775	3	1:46.212	18	1:46.212	1.838	0.009	157.7
12	10	AF Motorsport	PRT	Felipe Massa	BRA	Leonardo Reis	BRA	Porsche 992 GT3 Cup	PROAM*	4	44	1:47.019	4	1:46.455	13	1:46.455	2.081	0.243	157.3
13	21	Camil Perian / RO1 Racing	ROU	Camil Perian	ROU	Florin Tincescu	ROU	Porsche 992 GT3 Cup	PROAM	5	48	1:46.668	9	1:49.404	14	1:46.668	2.294	0.213	157.0
14	911	LMR Motorsport	PRT	Leandro Martins	BRA	Dieter Svepes	AUT	Porsche 992 GT3 Cup	AM	4	31	1:46.707	10	1:46.960	7	1:46.707	2.333	0.039	156.9
15	87	GDL Racing	SMR	Nelson Monteiro jr	BRA	Nelson Marcondes	BRA	Porsche 992 GT3 Cup	AM	5	40	1:46.989	16	1:47.970	8	1:46.989	2.615	0.282	156.5
16	119	Scuderia Villorba Corse	ITA	Mark Stansfield	GBR	Michele Merendino	ITA	Lamborghini Huracan ST EVO2	AM	6	42	1:48.442	10	1:47.607	7	1:47.607	3.233	0.618	155.6
17	77	AF Motorsport	PRT	José Barros	PRT			Porsche 992 GT3 Cup	SILVER	6	30	1:48.708	4	1:47.893	18	1:47.893	3.519	0.286	155.2

Published at:.....

Race Director:

Alessandro Ferrari

ACI DGA 392080

Timekeeper:

Luis García

JOB-2654-ESP/M

