

**Misano**  
**GT Cup Europe**  
**Free Practice - 1**  
**Provisional Results**



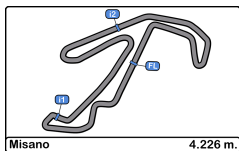
Cls	N°	Entrant/Team	Nat	Driver 1	Nat	Driver 2	Nat	Vehicle	Cat	Cls	Laps	Best	Time	Gap	Interval	Km/h
1	22	ZRS Motorsport	ITA	Simone Iaquina	ITA	Ludovico Longoni	ITA	Porsche 992 GT3 Cup	SILVER	1	23	16	1:36.029			158.4
2	7	Hans Weijs Motorsport	NLD	Jurriaan de Back	NLD	Paul Meijer	NLD	Porsche 992 GT3 Cup	SILVER	2	25	6	1:36.581	0.552	0.552	157.5
3	69	Zanasi Racing	ITA	Marco Zanasi	ITA	Andreo Belicchi	ITA	Ferrari 296 Challenge	PROAM	1	18	17	1:36.587	0.558	0.006	157.5
4	4	BiRace Motorsport	ITA	Diego Stifter	ITA	Lodovico Laurini	ITA	Porsche 992 GT3 Cup	SILVER	3	26	20	1:36.657	0.628	0.070	157.3
5	1	FAEMS Team by Ebimotors	ITA	Matteo Luvisi	ITA	Pietro Delli Guanti	ITA	Porsche 992 GT3 Cup	SILVER	4	23	23	1:36.821	0.792	0.164	157.1
6	27	FAEMS Team by Ebimotors	ITA	Matteo Martinelli	ITA	Giacomo Pedrini	ITA	Porsche 992 GT3 Cup	SILVER	5	25	19	1:37.404	1.375	0.583	156.1
7	78	Tsunami RT	SMR	Davide Scannicchio	ITA	Fabio Babini	ITA	Porsche 992 GT3 Cup	PROAM	2	24	7	1:37.412	1.383	0.008	156.1
8	14	GT Corse	ESP	Alejandro Barambio Perea	ESP	Borja García	ESP	Porsche 992 GT3 Cup	PROAM	3	24	12	1:37.459	1.430	0.047	156.1
9	16	Volcano Motorsport	ESP	Evgenii Leonov	ITA	Gabriele Piana	ITA	Porsche 992 GT3 Cup	PROAM	4	27	6	1:37.709	1.680	0.250	155.7
10	55	SP Racing Team	ITA	Stefano Zerbi	ITA	Matias Russo	ARG	Porsche 992 GT3 Cup	PROAM	5	23	10	1:37.741	1.712	0.032	155.6
11	19	Tsunami RT	SMR	Fernando Navarrete	ESP	Fernando Pedrera	ESP	Porsche 992 GT3 Cup	AM	1	18	18	1:37.815	1.786	0.074	155.5
12	44	GDL Racing	SMR	H. de Mello	BRA	Giacomo Giubergia	ITA	Porsche 992 GT3 Cup	AM	2	25	11	1:38.270	2.241	0.455	154.8
13	5	Hans Weijs Motorsport	NLD	Rick van Zijverden	NLD	Hans Weijs	ITA	Porsche 992 GT3 Cup	AM*	3	26	11	1:38.281	2.252	0.011	154.7
14	6	Hans Weijs Motorsport	NLD	Lars Zaenen	BEL	Fgani A. Salubre	PHL	Porsche 992 GT3 Cup	PROAM*	6	24	13	1:38.348	2.319	0.067	154.6
15	77	AF Motorsport	PRT	José Barros	BRA		BRA	Porsche 992 GT3 Cup	SILVER	6	22	21	1:38.476	2.447	0.128	154.4
16	18	Target Racing	ITA	Pierluigi Alessandri	ITA		ITA	Ferrari 296 Challenge	AM	4	16	16	1:38.543	2.514	0.067	154.3
17	911	LMR Motorsport	PRT	Leandro Martins	BRA	Dieter Svepes	AUT	Porsche 992 GT3 Cup	AM	5	14	6	1:38.958	2.929	0.415	153.7
18	11	LMR Motorsport	PRT	Bernardo Lucas Pinheiro	BRA	Flávio Sampaio	BRA	Porsche 992 GT3 Cup	PROAM	7	26	15	1:39.403	3.374	0.445	153.0
19	87	GDL Racing	SMR	Nelson Monteiro jr	BRA	Nelson Marcondes	BRA	Porsche 992 GT3 Cup	AM	6	24	8	1:39.682	3.653	0.279	152.6

Published at:.....

Track Temp: 23.8 °C Air Temp: 23.6 °C Humidity: 68 % Track Status: WET

<b>Race Director:</b>	Alessandro Ferrari	<b>Timekeeper:</b>	Luis Garcia
	ACI DGA 392080		JCR-2654-ESP/M





**Misano**  
**GT Cup Europe**  
**Free Practice - 1**  
**Track Limit**



The Stewards, having received a report from Race Director, have considered the following matter and determine the following:

**Session** Free Practice - 1  
**Fact** The cars below did not use the track at the turns listed below

**Infringement** Breach of Appendix L Chapter IV Article 2 c) of the FIA International Sporting Code and Article 19.4/19.5 of the Sporting Regulations.

**Decision** Deletion of the lap times shown in accordance with Article 12.4.1.e of the FIA International Sporting Code.

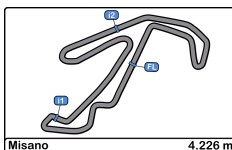
**Note**

- Certain decisions of the Stewards are subject to appeal (Article 15 of the FIA International Sporting Code).
- These penalties are not subject to appeal Article.12.3.4 of the FIA International Sporting Code and Article 16.5 of the Sporting Regulations.
- According to Article.12.3.3.b of the FIA International Sporting Code these decisions become immediately binding even in case of an appeal.

Ord	Turn	N° Driver	Entrant/Team	Time of Day	Lap Time
1	8	16 Leonov - Piana	Volcano Motorsport	12:30:38.397	1:39.321
2	8	27 Martinelli - Pedrini	FAEMS Team by Ebimotors	12:31:07.043	1:42.694
3	8	22 Iaquinta - Longoni	ZRS Motorsport	12:34:09.874	1:38.694
4	8	14 Barambio Perea - García	GT Corse	12:34:45.394	2:02.736
5	16	27 Martinelli - Pedrini	FAEMS Team by Ebimotors	12:37:42.961	1:38.254
6	8	44 de Mello - Giubergia	GDL Racing	12:38:09.574	1:52.354
7	8	911 Martins - Svepes	LMR Motorsport	12:38:30.988	1:38.464
8	16	4 Stifter - Laurini	BiRace Motorsport	12:39:27.451	1:59.523
9	8	1 Luvisi - Delli Guanti	FAEMS Team by Ebimotors	12:39:45.912	1:37.080
10	16	27 Martinelli - Pedrini	FAEMS Team by Ebimotors	12:42:11.932	1:57.632
11	8	44 de Mello - Giubergia	GDL Racing	12:45:18.852	1:38.334
12	16	14 Barambio Perea - García	GT Corse	12:45:26.258	1:49.885
13	16	87 Monteiro jr - Marcondes	GDL Racing	12:49:47.552	1:43.077
14	8	77 José Barros	AF Motorsport	12:51:33.907	1:39.810
15	8	78 Scannicchio - Babini	Tsunami RT	12:52:06.160	1:41.835
16	8	11 Pinheiro - Sampaio	LMR Motorsport	12:52:11.603	1:39.962
17	16	14 Barambio Perea - García	GT Corse	12:53:54.026	1:37.273
18	16	5 van Zijverden - Weijs	Hans Weijs Motorsport	12:56:16.446	2:43.190
19	8	78 Scannicchio - Babini	Tsunami RT	12:56:20.479	2:33.638
20	8	4 Stifter - Laurini	BiRace Motorsport	12:59:47.111	1:37.854
21	8	78 Scannicchio - Babini	Tsunami RT	13:00:21.935	1:41.063
22	8	14 Barambio Perea - García	GT Corse	13:03:14.355	1:39.745
23	8	5 van Zijverden - Weijs	Hans Weijs Motorsport	13:03:44.291	1:43.125
24	16	77 José Barros	AF Motorsport	13:03:46.654	1:39.504
25	8	78 Scannicchio - Babini	Tsunami RT	13:05:25.535	3:23.008
26	8	55 Zerbi - Russo	SP Racing Team	13:06:20.441	1:43.231
27	6	16 Leonov - Piana	Volcano Motorsport	13:06:31.434	1:40.094
28	16	19 Navarrete - Pedrera	Tsunami RT	13:08:00.645	3:51.751
29	16	1 Luvisi - Delli Guanti	FAEMS Team by Ebimotors	13:08:28.299	2:44.062
30	8	19 Navarrete - Pedrera	Tsunami RT	13:11:48.372	1:38.539
31	8	1 Luvisi - Delli Guanti	FAEMS Team by Ebimotors	13:13:41.571	1:36.923

The Stewards:





Misano  
GT Cup Europe  
Free Practice - 1

Provisional Results by Category



SILVER																
Cls	N°	Entrant/Team	Nat	Driver 1	Nat	Driver 2	Nat	Vehicle	Cat	Cls	Laps	Best	Time	Gap	Interval	Km/h
1	22	ZRS Motorsport	ITA	Simone Iaquinta	ITA	Ludovico Longoni	ITA	Porsche 992 GT3 Cup	SILVER	1	23	16	1:36.029			158.4
2	7	Hans Weijs Motorsport	NLD	Jurriaan de Back	NLD	Paul Meijer	NLD	Porsche 992 GT3 Cup	SILVER	2	25	6	1:36.581	0.552	0.552	157.5
3	4	BiRace Motorsport	ITA	Diego Stifter	ITA	Lodovico Laurini	ITA	Porsche 992 GT3 Cup	SILVER	3	26	20	1:36.657	0.628	0.076	157.3
4	1	FAEMS Team by Ebimotors	ITA	Matteo Luvisi	ITA	Pietro Delli Guanti	ITA	Porsche 992 GT3 Cup	SILVER	4	23	23	1:36.821	0.792	0.164	157.1
5	27	FAEMS Team by Ebimotors	ITA	Matteo Martinelli	ITA	Giacomo Pedrini	ITA	Porsche 992 GT3 Cup	SILVER	5	25	19	1:37.404	1.375	0.583	156.1
6	77	AF Motorsport	PRT	José Barros	PRT		ITA	Porsche 992 GT3 Cup	SILVER	6	22	21	1:38.476	2.447	1.072	154.4

PROAM																
Cls	N°	Entrant/Team	Nat	Driver 1	Nat	Driver 2	Nat	Vehicle	Cat	Cls	Laps	Best	Time	Gap	Interval	Km/h
1	69	Zanasi Racing	ITA	Marco Zanasi	ITA	Andreo Belicchi	ITA	Ferrari 296 Challenge	PROAM	1	18	17	1:36.587			157.5
2	78	Tsunami RT	SMR	Davide Scannicchio	ITA	Fabio Babini	ITA	Porsche 992 GT3 Cup	PROAM	2	24	7	1:37.412	0.825	0.825	156.1
3	14	GT Corse	ESP	Alejandro Barambio Perea	ESP	Borja García	ESP	Porsche 992 GT3 Cup	PROAM	3	24	12	1:37.459	0.872	0.047	156.1
4	16	Volcano Motorsport	ESP	Evgenii Leonov	ITA	Gabriele Piana	ITA	Porsche 992 GT3 Cup	PROAM	4	27	6	1:37.709	1.122	0.250	155.7
5	55	SP Racing Team	ITA	Stefano Zerbi	ITA	Matias Russo	ARG	Porsche 992 GT3 Cup	PROAM	5	23	10	1:37.741	1.154	0.032	155.6
6	6	Hans Weijs Motorsport	NLD	Lars Zaenen	BEL	Fgani A. Salubre	PHL	Porsche 992 GT3 Cup	PROAM*	6	24	13	1:38.348	1.761	0.607	154.6
7	11	LMR Motorsport	PRT	Bernardo Lucas Pinheiro	PRT	Flávio Sampaio	BRA	Porsche 992 GT3 Cup	PROAM	7	26	15	1:39.403	2.816	1.055	153.0

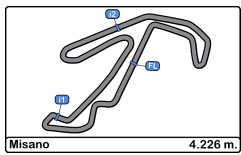
AM																
Cls	N°	Entrant/Team	Nat	Driver 1	Nat	Driver 2	Nat	Vehicle	Cat	Cls	Laps	Best	Time	Gap	Interval	Km/h
1	19	Tsunami RT	SMR	Fernando Navarrete	ESP	Fernando Pedrera	ESP	Porsche 992 GT3 Cup	AM	1	18	18	1:37.815			155.5
2	44	GDL Racing	SMR	H. de Mello	BRA	Giacomo Giubergia	ITA	Porsche 992 GT3 Cup	AM	2	25	11	1:38.270	0.455	0.455	154.8
3	5	Hans Weijs Motorsport	NLD	Rick van Zijverden	NLD	Hans Weijs	NLD	Porsche 992 GT3 Cup	AM*	3	26	11	1:38.281	0.466	0.011	154.7
4	18	Target Racing	ITA	Pierluigi Alessandri	ITA		ITA	Ferrari 296 Challenge	AM	4	16	16	1:38.543	0.728	0.262	154.3
5	911	LMR Motorsport	PRT	Leandro Martins	BRA	Dieter Svepes	AUT	Porsche 992 GT3 Cup	AM	5	14	6	1:38.958	1.143	0.415	153.7
6	87	GDL Racing	SMR	Nelson Monteiro jr	BRA	Nelson Marcondes	BRA	Porsche 992 GT3 Cup	AM	6	24	8	1:39.682	1.867	0.724	152.6

Published at:.....

Track Temp: 23.8 °C Air Temp: 23.6 °C Humidity: 68 % Track Status: WET

<b>Race Director:</b>	Alessandro Ferrari ACI DGA 392080	<b>Timekeeper:</b>	Luis Garcia JCR-2654-ESP/M
-----------------------	--------------------------------------	--------------------	-------------------------------





Misano  
GT Cup Europe  
Free Practice - 1  
Lap Analysis

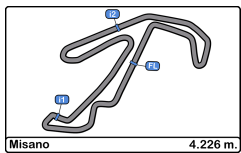


1 Matteo Luvisi Porsche 992 GT3 Cup							5 Rick van Zijverden Porsche 992 GT3 Cup								
SILVER Pietro Delli Guanti FAEMS Team by Ebimotors							AM* Hans Weijs Hans Weijs Motorsport								
Lap	D	Time	Sector 1	Sector 2	Sector 3	T. Spd	Elapsed	Lap	D	Time	Sector 1	Sector 2	Sector 3	T. Spd	Elapsed
1		12:27:37.923 P			12:27:37.923		12:27:37.923	1		12:27:15.086	12:25:46.985	45.770	42.331	130.2	12:27:15.086
2		2:10.910	47.183	44.020	39.707	167.7	12:29:48.833	2		1:41.789	27.286	38.350	36.153	213.0	12:28:56.875
3		1:43.809	27.210	38.724	37.875	195.2	12:31:32.642	3		1:40.353	26.993	37.742	35.618	214.7	12:30:37.228
4		1:38.805	26.279	37.276	35.250	214.2	12:33:11.447	4		1:38.545	26.194	37.136	35.215	214.7	12:32:15.773
5		1:37.559	25.763	36.792	35.004	214.7	12:34:49.006	5		1:40.005	25.876	38.563	35.566	213.8	12:33:55.778
6		1:42.491	25.587	37.878	39.026	197.0	12:36:31.497	6		1:38.690	25.935	37.109	35.646	214.7	12:35:34.468
7		1:37.335	25.752	36.730	34.853	216.0	12:38:08.832	7		1:39.134	25.926	37.024	36.184	215.1	12:37:13.602
8		<del>1:37.080</del>	25.500	36.766	34.814	213.8	12:39:45.912	8		4:07.847 P	26.449	37.274	3:04.124	213.8	12:41:21.449
9		5:42.459 P	25.530	36.894	4:40.035	215.5	12:45:28.371	9		1:56.154	42.872	37.868	35.414	213.4	12:43:17.603
10		1:59.854	45.782	37.767	36.305	214.2	12:47:28.225	10		1:38.585	26.056	37.276	35.253	213.8	12:44:56.188
11		1:38.857	26.420	37.187	35.250	214.7	12:49:07.082	11		1:38.281	26.107	37.075	35.099	214.2	12:46:34.469
12		1:37.781	25.889	36.864	35.028	215.1	12:50:44.863	12		1:38.619	26.150	37.491	34.978	215.1	12:48:13.088
13		1:37.510	25.592	36.856	35.062	214.7	12:52:22.373	13		3:19.751 P	26.083	36.807	2:16.861	214.2	12:51:32.839
14		1:38.088	25.954	37.087	35.047	215.1	12:54:00.461	14		2:00.417	44.055	39.062	37.300	213.0	12:53:33.256
15		6:30.463 P	28.996	1:11.975	4:49.492	80.1	13:00:30.924	15		<del>2:43.190</del>	27.416	57.944	1:17.830	63.0	12:56:16.446
16		1:58.029	44.015	37.679	36.335	212.5	13:02:28.953	16		2:21.886	46.076	57.661	38.149	183.3	12:58:38.332
17		1:37.823	25.859	37.042	34.922	215.1	13:04:06.776	17		1:41.673	27.279	38.128	36.266	214.2	13:00:20.005
18		1:37.461	25.609	36.743	35.109	216.4	13:05:44.237	18		1:41.161	26.777	37.461	36.923	214.7	13:02:01.166
19		<del>2:44.062</del> P	26.123	37.120	1:40.819	216.0	13:08:28.299	19		<del>4:43.125</del>	28.971	37.995	36.159	215.1	13:03:44.291
20		1:59.138	43.031	38.100	38.007	196.0	13:10:27.437	20		1:40.342	26.519	37.706	36.117	214.7	13:05:24.633
21		1:37.211	25.749	36.625	34.837	215.5	13:12:04.648	21		1:43.113	28.189	37.887	37.037	215.1	13:07:07.746
22		<del>4:36.923</del>	25.681	36.588	34.654	216.0	13:13:41.571	22		1:40.627	26.855	37.629	36.143	215.5	13:08:48.373
23		1:36.821	25.663	36.664	34.494	215.5	13:15:18.392	23		1:43.566	26.890	39.394	37.282	214.2	13:10:31.939
24			26.947	36.768		216.8		24		1:39.538	26.478	37.419	35.641	215.1	13:12:11.477
25								25		1:43.014	28.474	38.262	36.278	215.5	13:13:54.491
26								26		1:40.419	26.767	37.660	35.992	215.1	13:15:34.910
27								27			28.601	40.209		213.0	

4 Diego Stifter Porsche 992 GT3 Cup							
SILVER Lodovico Laurini BiRace Motorsport							
Lap	D	Time	Sector 1	Sector 2	Sector 3	T. Spd	Elapsed
1		12:27:38.287	12:26:12.150	47.529	38.608	144.3	12:27:38.287
2		1:43.627	27.425	38.402	37.800	210.5	12:29:21.914
3		1:40.123	26.523	37.895	35.705	193.8	12:31:02.037
4		1:37.701	25.776	36.907	35.018	214.2	12:32:39.738
5		1:37.793	25.924	36.898	34.971	213.8	12:34:17.531
6		3:10.397 P	25.914	37.154	2:07.329	214.2	12:37:27.928
7		<del>4:59.523</del>	43.082	39.316	37.125	152.5	12:39:27.451
8		1:37.999	25.962	36.882	35.155	213.0	12:41:05.450
9		1:37.782	26.119	36.783	34.880	214.2	12:42:43.232
10		1:37.516	25.861	36.869	34.786	213.8	12:44:20.748
11		1:39.584	25.947	36.806	36.831	214.2	12:46:00.332
12		3:09.016 P	25.849	37.409	2:05.758	215.1	12:49:09.348
13		2:25.615	47.373	51.006	47.236	164.1	12:51:34.963
14		1:44.210	28.639	39.935	35.636	210.5	12:53:19.173
15		2:09.281	25.873	36.977	1:06.431	213.8	12:55:28.454
16		2:40.803	44.013	1:13.954	42.836	79.5	12:58:09.257
17		<del>4:37.854</del>	25.967	36.861	35.026	214.7	12:59:47.111
18		1:37.480	25.659	36.579	35.242	216.0	13:01:24.591
19		1:37.071	25.745	36.689	34.637	214.7	13:03:01.662
20		1:36.657	25.631	36.451	34.575	216.0	13:04:38.319
21		2:46.311 P	26.065	36.621	1:43.625	215.5	13:07:24.630
22		1:54.026	42.245	37.065	34.716	213.8	13:09:18.656
23		1:37.315	25.542	36.980	34.793	214.7	13:10:55.971
24		1:37.141	25.620	36.777	34.744	215.1	13:12:33.112
25		1:37.186	25.841	36.742	34.603	214.7	13:14:10.298
26		1:37.323	25.772	36.804	34.747	214.7	13:15:47.621
27			26.484	37.255		215.1	





Misano  
GT Cup Europe  
Free Practice - 1  
Lap Analysis



6 Lars Zaenen Porsche 992 GT3 Cup 11 Bernardo Lucas Pinheiro Porsche 992 GT3 Cup

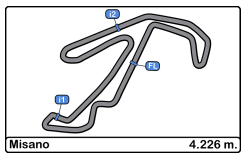
PROAM\* Fgani A. Salubre Hans Weijs Motorsport PROAM Flávio Sampaio LMR Motorsport

Lap D	Time	Sector 1	Sector 2	Sector 3	T. Spd	Elapsed	Lap D	Time	Sector 1	Sector 2	Sector 3	T. Spd	Elapsed
1	12:27:13.921	12:25:46.220	45.562	42.139	149.5	12:27:13.921	1	12:28:25.644	12:26:51.703	48.379	45.562	129.1	12:28:25.644
2	1:45.414	27.615	39.983	37.816	213.8	12:28:59.335	2	1:52.098	30.056	42.324	39.718	214.7	12:30:17.742
3	1:40.746	26.554	38.069	36.123	215.1	12:30:40.081	3	1:46.534	28.077	39.356	39.101	214.2	12:32:04.276
4	1:40.122	26.395	37.882	35.845	214.7	12:32:20.203	4	1:44.349	28.044	38.782	37.523	212.1	12:33:48.625
5	1:40.685	26.051	38.037	36.597	214.2	12:34:00.888	5	1:42.510	27.042	38.085	37.383	215.1	12:35:31.135
6	1:39.641	26.152	38.036	35.453	214.2	12:35:40.529	6	1:43.033	26.828	38.218	37.987	216.0	12:37:14.168
7	1:39.399	26.056	37.766	35.577	214.2	12:37:19.928	7	1:42.313	26.971	38.447	36.895	215.5	12:38:56.481
8	6:32.941 P	26.031	37.667	5:29.243	214.7	12:43:52.869	8	1:41.260	26.908	37.595	36.757	215.1	12:40:37.741
9	1:59.130	44.298	38.579	36.253	212.1	12:45:51.999	9	1:40.015	26.225	37.472	36.318	216.0	12:42:17.756
10	1:39.694	26.276	37.689	35.729	214.2	12:47:31.693	10	1:40.241	26.497	37.647	36.097	216.4	12:43:57.997
11	1:39.583	26.090	37.426	36.067	214.7	12:49:11.276	11	1:52.738 P	26.458	38.012	48.268	216.8	12:45:50.735
12	1:39.009	26.336	37.388	35.285	213.8	12:50:50.285	12	3:00.522	1:43.423	39.764	37.335	215.5	12:48:51.257
13	1:38.348	26.094	37.206	35.048	214.2	12:52:28.633	13	1:40.384	26.449	37.507	36.428	215.1	12:50:31.641
14	5:17.473 P	25.886	37.528	4:14.059	213.8	12:57:46.106	14	1:39.962	26.515	37.452	35.995	215.5	12:52:11.603
15	2:03.421	44.746	38.644	40.031	212.5	12:59:49.527	15	1:39.403	26.527	37.103	35.773	215.5	12:53:51.006
16	1:42.838	27.027	38.250	37.561	215.5	13:01:32.365	16	2:38.461 P	26.499	56.896	1:15.066	81.1	12:56:29.467
17	1:43.245	27.060	37.975	38.210	215.1	13:03:15.610	17	3:30.449	2:09.852	41.148	39.449	213.0	12:59:59.916
18	1:40.925	26.811	37.895	36.219	214.7	13:04:56.535	18	1:44.207	27.541	39.318	37.348	212.5	13:01:44.123
19	1:40.585	26.995	37.662	35.928	215.5	13:06:37.120	19	1:44.750	27.506	39.850	37.394	213.8	13:03:28.873
20	1:42.967	27.079	38.134	37.754	171.1	13:08:20.087	20	1:43.569	27.732	38.726	37.111	213.8	13:05:12.442
21	1:41.766	27.328	38.237	36.201	215.1	13:10:01.853	21	1:44.657	27.680	39.405	37.572	214.2	13:06:57.099
22	1:42.443	26.758	38.252	37.433	185.5	13:11:44.296	22	1:43.849	27.918	38.703	37.228	213.4	13:08:40.948
23	1:42.134	26.694	38.845	36.595	214.7	13:13:26.430	23	1:51.957	27.575	39.924	44.458	132.5	13:10:32.905
24	1:40.235	26.697	37.677	35.861	215.1	13:15:06.665	24	1:43.651	27.332	39.022	37.297	213.8	13:12:16.556
25		27.964	45.066		171.1		25	1:43.865	27.844	38.855	37.166	213.8	13:14:00.421
26							26	1:43.041	27.716	38.289	37.036	215.1	13:15:43.462
27							27		30.039	40.957			211.7

7 Jurriaan de Back Porsche 992 GT3 Cup  
SILVER Paul Meijer Hans Weijs Motorsport

Lap D	Time	Sector 1	Sector 2	Sector 3	T. Spd	Elapsed
1	12:27:11.647	12:25:44.368	45.541	41.738	132.0	12:27:11.647
2	1:39.084	26.334	37.339	35.411	214.7	12:28:50.731
3	1:37.623	26.031	36.775	34.817	216.0	12:30:28.354
4	1:37.400	25.634	36.837	34.929	216.4	12:32:05.754
5	1:36.990	25.615	36.654	34.721	216.0	12:33:42.744
6	1:36.581	25.545	36.524	34.512	215.5	12:35:19.325
7	2:54.247 P	25.417	36.557	1:52.273	215.5	12:38:13.572
8	1:58.647	44.636	37.746	36.265	214.7	12:40:12.219
9	1:39.085	26.431	37.099	35.555	214.7	12:41:51.304
10	1:38.584	26.148	37.068	35.368	215.1	12:43:29.888
11	1:38.451	26.100	36.961	35.390	215.5	12:45:08.339
12	1:38.711	26.056	37.169	35.486	215.5	12:46:47.050
13	1:38.739	26.232	37.078	35.429	214.2	12:48:25.789
14	1:37.971	26.088	36.814	35.069	215.1	12:50:03.760
15	4:20.614 P	26.449	37.039	3:17.126	214.7	12:54:24.374
16	3:16.807	51.521	1:12.385	1:12.901	81.5	12:57:41.181
17	1:45.308	26.968	37.989	40.351	214.7	12:59:26.489
18	1:38.254	26.267	36.865	35.122	215.1	13:01:04.743
19	1:37.711	26.028	36.788	34.895	215.1	13:02:42.454
20	1:38.284	26.118	36.940	35.226	215.5	13:04:20.738
21	2:57.067 P	26.533	39.371	1:51.163	215.5	13:07:17.805
22	2:09.342	46.019	43.970	39.353	211.3	13:09:27.147
23	1:38.593	26.127	36.692	35.774	216.0	13:11:05.740
24	1:36.887	25.779	36.376	34.732	216.4	13:12:42.627
25	1:36.581	25.415	36.504	34.662	216.8	13:14:19.208
26		26.037	45.846		159.0	





Misano  
GT Cup Europe  
Free Practice - 1  
Lap Analysis



14

Alejandro Barambio Perea

Porsche 992 GT3 Cup

16

Evgenii Leonov

Porsche 992 GT3 Cup

PROAM

Borja García

GT Corse

PROAM

Gabriele Piana

Volcano Motorsport

Lap	D	Time	Sector 1	Sector 2	Sector 3	T. Spd	Elapsed	Lap	D	Time	Sector 1	Sector 2	Sector 3	T. Spd	Elapsed
1		12:27:24.858	12:25:58.396	46.298	40.164	212.1	12:27:24.858	1		12:27:18.162	12:25:57.424	41.064	39.674	208.4	12:27:18.162
2		1:47.327	28.733	40.188	38.406	213.8	12:29:12.185	2		1:40.914	26.896	37.566	36.452	212.5	12:28:59.076
3		1:44.997	28.657	39.889	36.451	214.7	12:30:57.182	3		<del>1:39.324</del>	26.050	37.504	35.767	213.8	12:30:38.397
4		1:45.476	28.267	40.449	36.760	215.1	12:32:42.658	4		1:38.252	25.801	37.066	35.385	214.2	12:32:16.649
5		<del>2:02.736</del> P	29.333	40.074	53.329	214.2	12:34:45.394	5		1:37.983	<b>25.659</b>	37.096	35.228	213.4	12:33:54.632
6		3:50.516	2:28.837	43.912	37.767	210.5	12:38:35.910	6		<b>1:37.709</b>	25.791	<b>36.954</b>	<b>34.964</b>	212.1	12:35:32.341
7		1:44.987	27.668	41.720	35.599	213.0	12:40:20.897	7		2:00.610 P	25.884	37.385	57.341	214.7	12:37:32.951
8		1:37.912	26.028	36.972	34.912	216.4	12:41:58.809	8		4:00.358	2:33.469	44.760	42.129	204.9	12:41:33.309
9		1:37.564	25.736	36.927	34.901	216.0	12:43:36.373	9		1:48.548	28.974	40.746	38.828	211.3	12:43:21.857
10		<del>1:49.885</del> P	25.811	37.239	46.835	215.5	12:45:26.258	10		1:49.014	27.886	39.756	41.372	208.8	12:45:10.871
11		3:35.033	2:22.058	37.796	35.179	213.0	12:49:01.291	11		1:43.428	26.833	38.743	37.852	211.7	12:46:54.299
12		<b>1:37.459</b>	25.725	37.053	<b>34.681</b>	214.7	12:50:38.750	12		1:46.251	28.330	38.488	39.433	210.5	12:48:40.550
13		1:38.003	25.788	36.982	35.233	216.0	12:52:16.753	13		1:41.453	26.597	38.472	36.384	212.5	12:50:22.003
14		<del>1:37.273</del>	<b>25.674</b>	<b>36.826</b>	34.773	216.0	12:53:54.026	14		1:40.677	26.266	38.112	36.299	212.5	12:52:02.680
15		2:40.156 P	27.011	55.917	1:17.228	79.7	12:56:34.182	15		1:41.043	26.479	38.175	36.389	212.5	12:53:43.723
16		3:20.602	2:05.517	38.399	36.686	214.7	12:59:54.784	16		4:05.116 P	26.113	52.598	2:46.405	70.7	12:57:48.839
17		1:39.826	26.582	37.503	35.741	213.8	13:01:34.610	17		1:59.149	43.527	38.063	37.559	212.5	12:59:47.988
18		<del>1:39.745</del>	26.362	37.637	35.746	216.0	13:03:14.355	18		1:41.744	26.274	38.089	37.381	213.0	13:01:29.732
19		1:39.032	26.240	37.290	35.502	215.5	13:04:53.387	19		1:41.618	26.404	38.279	36.935	213.0	13:03:11.350
20		1:39.336	26.361	37.252	35.723	216.0	13:06:32.723	20		1:39.990	26.173	37.867	35.950	213.4	13:04:51.340
21		1:54.751 P	26.617	37.252	50.882	215.5	13:08:27.474	21		<del>1:40.094</del>	26.418	37.720	35.956	213.4	13:06:31.434
22		3:15.305	2:01.928	37.406	35.971	214.7	13:11:42.779	22		1:39.427	26.397	37.356	35.674	214.2	13:08:10.861
23		1:41.233	26.901	38.396	35.936	214.2	13:13:24.012	23		1:38.717	26.162	37.544	35.011	214.2	13:09:49.578
24		1:40.045	26.655	37.446	35.944	215.5	13:15:04.057	24		1:38.195	25.753	37.144	35.298	214.7	13:11:27.773
25			28.325	46.345		178.5		25		1:39.705	26.037	38.031	35.637	214.2	13:13:07.478
								26		1:38.581	25.845	37.188	35.548	214.2	13:14:46.059
								27		1:43.498	26.148	37.345	40.005	213.4	13:16:29.557
								28			26.510	43.294			154.9

18

Pierluigi Alessandri

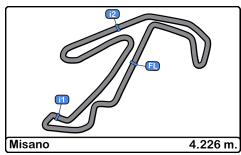
Ferrari 296 Challenge

AM

Target Racing

Lap	D	Time	Sector 1	Sector 2	Sector 3	T. Spd	Elapsed
1		12:29:08.801	12:27:35.647	46.424	46.730	171.4	12:29:08.801
2		1:59.882	31.309	46.437	42.136	141.5	12:31:08.683
3		1:46.343	29.572	38.766	38.005	215.5	12:32:55.026
4		1:46.327	27.641	39.796	38.890	210.5	12:34:41.353
5		1:41.751	27.665	37.729	36.357	216.8	12:36:23.104
6		1:40.080	26.454	37.662	35.964	217.3	12:38:03.184
7		1:39.440	26.240	37.223	35.977	216.8	12:39:42.624
8		3:02.802 P	26.332	37.890	1:58.580	216.4	12:42:45.426
9		1:58.857	45.129	37.841	35.887	216.4	12:44:44.283
10		1:39.214	26.411	<b>37.166</b>	35.637	216.4	12:46:23.497
11		1:41.647	<b>26.043</b>	38.349	37.255	216.8	12:48:05.144
12		1:40.225	26.327	37.473	36.425	216.8	12:49:45.369
13		1:39.640	26.462	37.478	35.700	216.4	12:51:25.009
14		16:18.956 P	26.101	37.296	15:15.559	216.8	13:07:43.965
15		1:57.088	43.236	38.321	35.531	214.7	13:09:41.053
16		<b>1:38.543</b>	26.054	37.276	<b>35.213</b>	216.4	13:11:19.596
17			43.857	41.673		210.1	





Misano  
GT Cup Europe  
Free Practice - 1  
Lap Analysis



19 Fernando Navarrete Porsche 992 GT3 Cup 27 Matteo Martinelli Porsche 992 GT3 Cup

AM Fernando Pedrera Tsunami RT SILVER Giacomo Pedrini FAEMS Team by Ebimotors

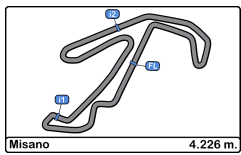
Lap	D	Time	Sector 1	Sector 2	Sector 3	T. Spd	Elapsed	Lap	D	Time	Sector 1	Sector 2	Sector 3	T. Spd	Elapsed
1		12:35:08.379 P			12:35:08.379		12:35:08.379	1		12:27:34.776	12:26:04.379	47.603	42.794	146.1	12:27:34.776
2		1:57.725	43.510	38.068	36.147	214.7	12:37:06.104	2		1:49.573	28.975	41.879	38.719	212.1	12:29:24.349
3		1:39.965	26.883	37.426	35.656	215.5	12:38:46.069	3		<del>1:42.694</del>	27.138	37.758	37.798	213.8	12:31:07.043
4		1:40.413	27.071	37.446	35.896	215.5	12:40:26.482	4		1:39.921	26.507	37.472	35.942	214.2	12:32:46.964
5		1:39.887	26.583	37.605	35.699	216.0	12:42:06.369	5		1:39.327	26.365	37.478	35.484	213.8	12:34:26.291
6		1:43.179	26.816	39.716	36.647	212.5	12:43:49.548	6		1:38.416	26.093	36.957	35.366	214.2	12:36:04.707
7		8:15.659 P	28.604	55.526	6:51.529	126.3	12:52:05.207	7		<del>1:38.254</del>	26.085	37.053	35.116	213.8	12:37:42.961
8		2:13.957	45.572	46.472	41.913	129.8	12:54:19.164	8		2:31.339 P	26.030	36.979	1:28.330	214.2	12:40:14.300
9		3:08.243	39.067	1:14.447	1:14.729	73.2	12:57:27.407	9		<del>1:57.632</del>	43.819	38.004	35.809	214.7	12:42:11.932
10		1:46.743	32.201	38.487	36.055	213.0	12:59:14.150	10		1:39.038	26.219	37.339	35.480	215.1	12:43:50.970
11		1:38.276	26.018	37.133	35.125	216.0	13:00:52.426	11		1:38.260	26.000	37.150	35.110	215.1	12:45:29.230
12		1:38.384	26.321	36.793	35.270	216.0	13:02:30.810	12		1:37.904	25.669	37.107	35.128	215.1	12:47:07.134
13		1:38.084	26.154	37.088	34.842	216.0	13:04:08.894	13		1:38.106	25.686	37.217	35.203	215.5	12:48:45.240
14		<del>3:51.751</del> P	36.578	45.502	2:29.671	182.7	13:08:00.645	14		5:24.446 P	26.679	38.186	4:19.581	213.8	12:54:09.686
15		2:09.188	44.100	45.066	40.022	167.9	13:10:09.833	15		3:25.288	56.438	1:11.725	1:17.125	80.0	12:57:34.974
16		<del>1:38.539</del>	26.101	37.439	34.999	215.5	13:11:48.372	16		1:53.349	31.009	37.781	44.559	212.1	12:59:28.323
17		1:42.799	25.649	36.876	40.274	216.8	13:13:31.171	17		1:38.753	26.241	37.239	35.273	214.2	13:01:07.076
18		1:37.815	25.933	36.945	34.937	215.5	13:15:08.986	18		1:37.954	25.965	36.923	35.066	214.7	13:02:45.030
19		29.920	45.111		153.1			19		1:37.404	25.795	36.728	34.881	215.5	13:04:22.434

22 Simone Iaquinta Porsche 992 GT3 Cup 20

SILVER Ludovico Longoni ZRS Motorsport

Lap	D	Time	Sector 1	Sector 2	Sector 3	T. Spd	Elapsed	Lap	D	Time	Sector 1	Sector 2	Sector 3	T. Spd	Elapsed
1		12:27:19.590	12:25:50.337	46.476	42.777	166.4	12:27:19.590	20		2:37.458 P	25.995	39.444	1:32.019	211.7	13:06:59.892
2		1:50.823	29.712	41.343	39.768	177.3	12:29:10.413	21		1:55.986	42.954	37.548	35.484	214.7	13:08:55.878
3		1:41.508	28.013	37.662	35.833	214.2	12:30:51.921	22		1:38.849	25.962	37.401	35.486	213.4	13:10:34.727
4		1:39.259	26.506	37.125	35.628	215.1	12:32:31.180	23		1:38.024	25.884	36.945	35.195	216.0	13:12:12.751
5		<del>1:38.694</del>	25.977	37.263	35.454	214.7	12:34:09.874	24		1:38.006	25.901	36.958	35.147	215.5	13:13:50.757
6		1:38.279	26.178	36.884	35.217	214.7	12:35:48.153	25		1:37.731	26.022	36.596	35.113	216.4	13:15:28.488
7		2:55.752 P	25.955	37.142	1:52.655	213.4	12:38:43.905	26			29.254	40.078		207.6	
8		2:02.629	45.172	39.283	38.174	213.4	12:40:46.534								
9		1:37.779	25.774	36.972	35.033	213.4	12:42:24.313								
10		1:37.445	25.596	36.657	35.192	214.7	12:44:01.758								
11		7:12.462 P	25.761	37.240	6:09.461	214.2	12:51:14.220								
12		2:10.626	46.226	43.066	41.334	139.1	12:53:24.846								
13		2:50.572	29.949	1:02.945	1:17.678	77.3	12:56:15.418								
14		2:18.449	46.422	56.018	36.009	209.7	12:58:33.867								
15		1:36.785	25.617	36.521	34.647	214.7	13:00:10.652								
16		1:36.029	25.239	36.421	34.369	215.1	13:01:46.681								
17		2:50.948 P	25.652	37.106	1:48.190	213.4	13:04:37.629								
18		2:02.487	43.242	38.880	40.365	132.0	13:06:40.116								
19		1:37.336	25.801	36.668	34.867	215.1	13:08:17.452								
20		1:37.862	25.671	36.675	35.516	215.1	13:09:55.314								
21		1:37.760	25.981	36.737	35.042	215.5	13:11:33.074								
22		1:37.664	25.769	36.944	34.951	214.2	13:13:10.738								
23		1:37.137	25.560	36.730	34.847	215.1	13:14:47.875								
24			25.710	36.861		216.0									





Misano  
GT Cup Europe  
Free Practice - 1  
Lap Analysis



44 H. de Mello Porsche 992 GT3 Cup 69 Marco Zanasi Ferrari 296 Challenge

AM Giacomo Giubergia GDL Racing PROAM Andrea Belicchi Zanasi Racing

Lap D	Time	Sector 1	Sector 2	Sector 3	T. Spd	Elapsed	Lap D	Time	Sector 1	Sector 2	Sector 3	T. Spd	Elapsed
1	12:27:48.459	12:26:23.547	43.698	41.214	209.7	12:27:48.459	1	12:29:25.401	12:27:57.942	44.077	43.382	197.8	12:29:25.401
2	1:45.571	28.624	39.256	37.691	213.0	12:29:34.030	2	1:57.157	30.518	39.581	47.058	179.4	12:31:22.558
3	1:42.067	27.392	38.137	36.538	214.2	12:31:16.097	3	1:38.308	26.487	36.570	35.251	224.5	12:33:00.866
4	1:40.502	27.064	37.627	35.811	214.7	12:32:56.599	4	1:38.791	26.133	36.510	36.148	221.3	12:34:39.657
5	1:41.063	26.498	38.778	35.787	213.8	12:34:37.662	5	1:37.821	26.221	36.111	35.489	222.2	12:36:17.478
6	1:39.558	26.354	37.380	35.824	215.1	12:36:17.220	6	2:08.993 P	28.566	44.201	56.226	177.3	12:38:26.471
7	1:52.354 P	26.414	37.104	48.836	215.1	12:38:09.574	7	4:44.613	3:32.772	36.690	35.151	218.6	12:43:11.084
8	3:52.206	2:38.822	37.749	35.635	213.8	12:42:01.780	8	1:37.631	26.139	36.194	35.298	227.8	12:44:48.715
9	1:38.738	26.445	37.125	35.168	214.2	12:43:40.518	9	1:51.685 P	26.429	36.379	48.877	220.8	12:46:40.400
10	1:39.334	26.200	36.901	35.233	215.1	12:45:18.852	10	5:54.541	4:40.015	38.022	36.504	218.6	12:52:34.941
11	1:38.270	26.201	36.854	35.215	214.7	12:46:57.122	11	1:38.767	26.453	36.694	35.620	225.4	12:54:13.708
12	1:56.052 P	27.047	37.494	51.511	215.1	12:48:53.174	12	3:05.965	40.145	1:12.293	1:13.527	80.1	12:57:19.673
13	3:05.380	1:48.711	39.118	37.551	213.4	12:51:58.554	13	1:48.241	34.447	37.148	36.646	214.7	12:59:07.914
14	1:41.596	26.855	37.809	36.932	213.4	12:53:40.150	14	1:37.611	26.168	36.132	35.311	230.2	13:00:45.525
15	2:38.015	26.685	53.892	1:17.438	67.0	12:56:18.165	15	1:37.124	26.026	36.151	34.947	228.3	13:02:22.649
16	2:17.858	45.089	56.341	36.428	214.2	12:58:36.023	16	1:37.026	26.072	36.001	34.953	231.2	13:03:59.675
17	1:40.519	26.593	37.681	36.245	213.4	13:00:16.542	17	1:36.587	25.819	35.901	34.867	229.7	13:05:36.262
18	1:39.846	26.420	37.192	36.234	215.1	13:01:56.388	18	1:58.844 P	26.455	37.107	55.282	197.4	13:07:35.106

77 José Barros Porsche 992 GT3 Cup

SILVER AF Motorsport

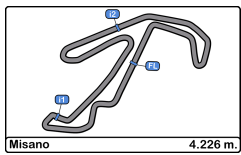
Lap D	Time	Sector 1	Sector 2	Sector 3	T. Spd	Elapsed
1	12:27:20.204	12:25:53.840	46.192	40.172	208.4	12:27:20.204
2	1:43.710	28.374	38.790	36.546	211.3	12:29:03.914
3	1:42.284	26.938	39.026	36.320	191.4	12:30:46.198
4	1:39.987	26.361	37.728	35.898	213.0	12:32:26.185

55 Stefano Zerbi Porsche 992 GT3 Cup

PROAM Matias Russo SP Racing Team

Lap D	Time	Sector 1	Sector 2	Sector 3	T. Spd	Elapsed
1	12:27:33.589 P	12:25:53.040	45.174	55.375	179.1	12:27:33.589
2	2:50.891	1:32.127	40.462	38.302	209.7	12:30:24.480
3	1:41.685	27.111	37.978	36.596	214.2	12:32:06.165
4	1:39.440	26.595	37.085	35.760	215.5	12:33:45.605
5	1:38.775	26.179	36.992	35.604	216.0	12:35:24.380
6	1:50.946 P	26.467	37.488	46.991	214.7	12:37:15.326
7	5:00.267	3:46.271	38.107	35.889	213.8	12:42:15.593
8	1:38.942	25.913	36.951	36.078	216.0	12:43:54.535
9	1:37.763	25.828	36.841	35.094	215.1	12:45:32.298
10	1:37.741	25.829	36.723	35.189	216.0	12:47:10.039
11	1:38.193	26.118	36.951	35.124	213.4	12:48:48.232
12	1:37.817	25.967	36.735	35.115	213.8	12:50:26.049
13	1:51.116 P	27.151	37.754	46.211	214.7	12:52:17.165
14	7:14.685	5:55.304	40.659	38.722	208.8	12:59:31.850
15	1:42.743	27.490	38.250	37.003	213.0	13:01:14.593
16	1:41.822	27.218	37.944	36.660	211.7	13:02:56.415
17	1:40.795	26.673	37.609	36.513	212.1	13:04:37.210
18	1:43.231	28.147	38.306	36.778	213.4	13:06:20.441
19	1:40.831	26.753	37.492	36.586	214.2	13:08:01.272
20	1:43.137	26.887	38.464	37.786	209.7	13:09:44.409
21	1:40.349	26.841	37.737	35.771	213.8	13:11:24.758
22	2:10.148	26.739	1:05.753	37.656	212.5	13:13:34.906
23	1:40.608	26.473	37.506	36.629	215.1	13:15:15.514
24	33.276	42.462		205.3		





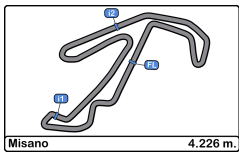
Misano  
GT Cup Europe  
Free Practice - 1  
Lap Analysis



78							911								
Davide Scannicchio							Porsche 992 GT3 Cup								
PROAM			Fabio Babini				Tsunami RT			AM					
Dieter Svepes			LMR Motorsport												
Lap	D	Time	Sector 1	Sector 2	Sector 3	T. Spd	Elapsed	Lap	D	Time	Sector 1	Sector 2	Sector 3	T. Spd	Elapsed
1		12:27:22.934	12:25:59.816	43.254	39.864	210.1	12:27:22.934	1		12:28:24.921	12:26:50.718	48.424	45.779	127.8	12:28:24.921
2		1:43.213	27.127	38.296	37.790	214.7	12:29:06.147	2		1:49.425	29.867	42.019	37.539	189.4	12:30:14.346
3		1:38.523	25.955	37.244	35.324	214.7	12:30:44.670	3		1:40.531	26.838	37.848	35.845	214.2	12:31:54.877
4		1:37.744	25.714	36.923	35.107	215.1	12:32:22.414	4		1:39.487	26.543	37.279	35.665	214.7	12:33:34.364
5		4:33.380 P	25.710	36.835	3:30.835	214.7	12:36:55.794	5		1:39.202	26.243	37.315	35.644	214.7	12:35:13.566
6		1:58.106	43.508	39.596	35.002	213.8	12:38:53.900	6		1:38.958	26.143	37.301	35.514	214.7	12:36:52.524
7		1:37.412	25.647	36.878	34.887	214.2	12:40:31.312	7		1:38.464	26.111	37.077	35.276	215.1	12:38:30.988
8		1:37.435	25.665	36.969	34.801	214.2	12:42:08.747	8		1:48.953 P	26.381	36.998	45.574	215.1	12:40:19.941
9		4:25.602 P	26.157	37.432	3:22.013	213.0	12:46:34.349	9		3:39.541	2:16.530	41.260	41.751	213.4	12:43:59.482
10		2:07.613	50.500	39.318	37.795	212.5	12:48:41.962	10		1:45.537	29.189	39.036	37.312	214.2	12:45:45.019
11		1:42.363	27.107	38.265	36.991	214.2	12:50:24.325	11		1:44.215	27.581	38.206	38.428	214.7	12:47:29.234
12		1:41.835	26.934	37.836	37.065	215.1	12:52:06.160	12		1:41.821	27.002	37.757	37.062	214.7	12:49:11.055
13		1:40.681	26.668	37.300	36.713	214.7	12:53:46.841	13		1:45.166	29.070	38.414	37.682	212.5	12:50:56.221
14		2:33.638	26.241	52.283	1:15.114	80.1	12:56:20.479	14		1:41.409	27.009	37.940	36.460	215.1	12:52:37.630
15		2:20.393	44.900	58.088	37.405	213.0	12:58:40.872	15			30.594				
16		1:41.063	26.814	37.751	36.498	214.7	13:00:21.935								
17		1:40.592	26.580	37.583	36.429	214.7	13:02:02.527								
18		3:23.008 P	26.485	37.547	2:18.976	214.2	13:05:25.535								
19		2:00.123	46.393	37.855	35.875	214.7	13:07:25.658								
20		1:40.203	26.545	37.571	36.087	214.7	13:09:05.861								
21		1:40.016	26.388	37.571	36.057	214.2	13:10:45.877								
22		1:39.867	26.405	37.119	36.343	215.1	13:12:25.744								
23		1:39.730	26.410	37.346	35.974	215.5	13:14:05.474								
24		1:39.138	26.171	37.100	35.867	216.0	13:15:44.612								
25			31.699	40.544		211.7									

87							
Nelson Monteiro jr							
Porsche 992 GT3 Cup							
AM			Nelson Marcondes				
GDL Racing							
Lap	D	Time	Sector 1	Sector 2	Sector 3	T. Spd	Elapsed
1		12:27:45.587	12:26:16.391	47.174	42.022	167.9	12:27:45.587
2		1:46.760	28.848	39.778	38.134	213.8	12:29:32.347
3		1:43.377	27.630	38.749	36.998	214.2	12:31:15.724
4		1:43.738	27.856	38.180	37.702	215.1	12:32:59.462
5		1:42.033	26.548	38.356	37.129	214.7	12:34:41.495
6		1:40.412	26.614	37.645	36.153	215.5	12:36:21.907
7		1:40.379	26.422	37.893	36.064	213.8	12:38:02.286
8		1:39.682	26.217	37.607	35.858	214.7	12:39:41.968
9		2:01.588 P	29.079	40.634	51.875	209.3	12:41:43.556
10		4:37.655	3:19.779	39.187	38.689	212.5	12:46:21.211
11		1:43.264	27.442	38.585	37.237	212.5	12:48:04.475
12		1:43.077	27.678	38.217	37.182	215.1	12:49:47.552
13		1:41.780	26.975	37.809	36.996	214.2	12:51:29.332
14		1:41.061	26.403	38.075	36.583	213.8	12:53:10.393
15		1:59.540 P	26.742	37.669	55.129	214.2	12:55:09.933
16		4:32.046	2:57.658	49.912	44.476	124.4	12:59:41.979
17		1:42.984	27.360	38.046	37.578	213.4	13:01:24.963
18		1:41.196	26.821	37.861	36.514	214.2	13:03:06.159
19		1:40.376	26.562	37.591	36.223	214.2	13:04:46.535
20		1:40.571	26.180	37.798	36.593	213.8	13:06:27.106
21		1:40.958	26.573	37.858	36.527	213.8	13:08:08.064
22		1:39.807	26.309	37.547	35.951	214.2	13:09:47.871
23		1:41.035	26.272	37.556	37.207	214.7	13:11:28.906
24		1:59.908 P	26.831	40.420	52.657	165.1	13:13:28.814



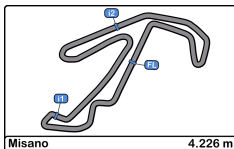


**Misano**  
**GT Cup Europe**  
**Free Practice - 1**  
**Best Sectors Results**



Sector - 1			Sector - 2			Sector - 3			Ideal Lap vs Best Lap		
Clas	Nº Driver	Time	Nº Driver	Time	Nº Driver	Time	Clas	Nº Driver	Ideal Lap	Best Lap	Clas
1	22 Iaquina - Longoni	25.239	69 Zanasi - Belicchi	35.901	22 Iaquina - Longoni	34.369	1	22 Iaquina - Longoni	1:36.029	1:36.029	1
2	7 de Back - Meijer	25.415	7 de Back - Meijer	36.376	1 Luvisi - Delli Guanti	34.494	2	7 de Back - Meijer	1:36.303	1:36.581	2
3	1 Luvisi - Delli Guanti	25.500	22 Iaquina - Longoni	36.421	7 de Back - Meijer	34.512	3	4 Stifter - Laurini	1:36.568	1:36.657	4
4	4 Stifter - Laurini	25.542	4 Stifter - Laurini	36.451	4 Stifter - Laurini	34.575	4	1 Luvisi - Delli Guanti	1:36.582	1:36.821	5
5	78 Scannicchio - Babini	25.647	1 Luvisi - Delli Guanti	36.588	14 Barambio Perea - Garcia	34.681	5	69 Zanasi - Belicchi	1:36.587	1:36.587	3
6	19 Navarrete - Pedrera	25.649	27 Martinelli - Pedrini	36.596	78 Scannicchio - Babini	34.801	6	27 Martinelli - Pedrini	1:37.146	1:37.404	6
7	16 Leonov - Piana	25.659	55 Zerbi - Russo	36.723	19 Navarrete - Pedrera	34.842	7	14 Barambio Perea - Garcia	1:37.181	1:37.459	8
8	27 Martinelli - Pedrini	25.669	19 Navarrete - Pedrera	36.793	69 Zanasi - Belicchi	34.867	8	78 Scannicchio - Babini	1:37.283	1:37.412	7
9	14 Barambio Perea - Garcia	25.674	5 van Zijverden - Weijs	36.807	27 Martinelli - Pedrini	34.881	9	19 Navarrete - Pedrera	1:37.284	1:37.815	11
10	69 Zanasi - Belicchi	25.819	14 Barambio Perea - Garcia	36.826	16 Leonov - Piana	34.964	10	16 Leonov - Piana	1:37.577	1:37.709	9
11	55 Zerbi - Russo	25.828	78 Scannicchio - Babini	36.835	5 van Zijverden - Weijs	34.978	11	55 Zerbi - Russo	1:37.645	1:37.741	10
12	5 van Zijverden - Weijs	25.876	44 de Mello - Giubergia	36.854	6 Zaenen - Salubre	35.048	12	5 van Zijverden - Weijs	1:37.661	1:38.281	13
13	6 Zaenen - Salubre	25.886	16 Leonov - Piana	36.954	55 Zerbi - Russo	35.094	13	44 de Mello - Giubergia	1:38.041	1:38.270	12
14	44 de Mello - Giubergia	26.019	911 Martins - Svepes	36.998	44 de Mello - Giubergia	35.168	14	6 Zaenen - Salubre	1:38.140	1:38.348	14
15	18 Pierluigi Alessandri	26.043	77 José Barros	37.039	77 José Barros	35.199	15	77 José Barros	1:38.369	1:38.476	15
16	911 Martins - Svepes	26.111	11 Pinheiro - Sampaio	37.103	18 Pierluigi Alessandri	35.213	16	911 Martins - Svepes	1:38.385	1:38.958	17
17	77 José Barros	26.131	18 Pierluigi Alessandri	37.166	911 Martins - Svepes	35.276	17	18 Pierluigi Alessandri	1:38.422	1:38.543	16
18	87 Monteiro jr - Marcondes	26.180	6 Zaenen - Salubre	37.206	11 Pinheiro - Sampaio	35.773	18	11 Pinheiro - Sampaio	1:39.101	1:39.403	18
19	11 Pinheiro - Sampaio	26.225	87 Monteiro jr - Marcondes	37.547	87 Monteiro jr - Marcondes	35.858	19	87 Monteiro jr - Marcondes	1:39.585	1:39.682	19



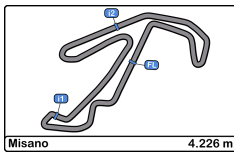


Misano  
GT Cup Europe  
Free Practice - 1  
Best 5 Lap Times



Cl	N° Entrant/Team	Nat	Driver 1	Nat	Driver 2	Nat	Vehicle	Cat	Cl	Best 1		Best 2		Best 3		Best 4		Best 5	
										Time	Lap	Time	Lap	Time	Lap	Time	Lap	Time	Lap
1	22 ZRS Motorsport	ITA	Simone Iaquinta	ITA	Ludovico Longoni	ITA	Porsche 992 GT3 Cup	SILVER	1	1:36.029	16	1:36.785	15	1:37.137	23	1:37.336	19	1:37.445	10
2	7 Hans Weijs Motorsport	NLD	Jurriaan de Back	NLD	Paul Meijer	NLD	Porsche 992 GT3 Cup	SILVER	2	1:36.581	6	1:36.581	25	1:36.887	24	1:36.990	5	1:37.400	4
3	69 Zanasi Racing	ITA	Marco Zanasi	ITA	Andreo Belicchi	ITA	Ferrari 296 Challenge	PROAM	1	1:36.587	17	1:37.026	16	1:37.124	15	1:37.611	14	1:37.631	8
4	4 BiRace Motorsport	ITA	Diego Stifter	ITA	Lodovico Laurini	ITA	Porsche 992 GT3 Cup	SILVER	3	1:36.657	20	1:37.071	19	1:37.141	24	1:37.186	25	1:37.315	23
5	1 FAEMS Team by Ebimotors	ITA	Matteo Luvisi	ITA	Pietro Delli Guanti	ITA	Porsche 992 GT3 Cup	SILVER	4	1:36.821	23	1:37.211	21	1:37.335	7	1:37.461	18	1:37.510	13
6	27 FAEMS Team by Ebimotors	ITA	Matteo Martinelli	ITA	Giacomo Pedrini	ITA	Porsche 992 GT3 Cup	SILVER	5	1:37.404	19	1:37.731	25	1:37.904	12	1:37.954	18	1:38.006	24
7	78 Tsunami RT	SMR	Davide Scannicchio	ITA	Fabio Babini	ITA	Porsche 992 GT3 Cup	PROAM	2	1:37.412	7	1:37.435	8	1:37.744	4	1:38.523	3	1:39.138	24
8	14 GT Corse	ESP	Alejandro Barambio Perea	ESP	Borja Garcia	ESP	Porsche 992 GT3 Cup	PROAM	3	1:37.459	12	1:37.564	9	1:37.912	8	1:38.003	13	1:39.032	19
9	16 Volcano Motorsport	ESP	Evgenii Leonov	ITA	Gabriele Piana	ITA	Porsche 992 GT3 Cup	PROAM	4	1:37.709	6	1:37.983	5	1:38.195	24	1:38.252	4	1:38.581	26
10	55 SP Racing Team	ITA	Stefano Zerbi	ITA	Matias Russo	ARG	Porsche 992 GT3 Cup	PROAM	5	1:37.741	10	1:37.763	9	1:37.817	12	1:38.193	11	1:38.775	5
11	19 Tsunami RT	SMR	Fernando Navarrete	ESP	Fernando Pedrera	ESP	Porsche 992 GT3 Cup	AM	1	1:37.815	18	1:38.084	13	1:38.276	11	1:38.384	12	1:39.887	5
12	44 GDL Racing	SMR	H. de Mello	BRA	Giacomo Giubergia	ITA	Porsche 992 GT3 Cup	AM	2	1:38.270	11	1:38.548	22	1:38.738	9	1:38.775	20	1:39.060	19
13	5 Hans Weijs Motorsport	NLD	Rick van Zijverden	NLD	Hans Weijs	NLD	Porsche 992 GT3 Cup	AM*	3	1:38.281	11	1:38.545	4	1:38.585	10	1:38.619	12	1:38.690	6
14	6 Hans Weijs Motorsport	NLD	Lars Zaenen	BEL	Fgani A. Salubre	PHL	Porsche 992 GT3 Cup	PROAM*	6	1:38.348	13	1:39.009	12	1:39.399	7	1:39.583	11	1:39.641	6
15	77 AF Motorsport	PRT	José Barros	PRT			Porsche 992 GT3 Cup	SILVER	6	1:38.476	21	1:38.875	19	1:38.997	20	1:39.207	14	1:39.300	12
16	18 Target Racing	ITA	Pierluigi Alessandri	ITA			Ferrari 296 Challenge	AM	4	1:38.543	16	1:39.214	10	1:39.440	7	1:39.640	13	1:40.080	6
17	911 LMR Motorsport	PRT	Leandro Martins	BRA	Dieter Svepes	AUT	Porsche 992 GT3 Cup	AM	5	1:38.958	6	1:39.202	5	1:39.487	4	1:40.531	3	1:41.409	14
18	11 LMR Motorsport	PRT	Bernardo Lucas Pinheiro	BRA	Flávio Sampaio	BRA	Porsche 992 GT3 Cup	PROAM	7	1:39.403	15	1:40.015	9	1:40.241	10	1:40.384	13	1:41.260	8
19	87 GDL Racing	SMR	Nelson Monteiro jr	BRA	Nelson Marcondes	BRA	Porsche 992 GT3 Cup	AM	6	1:39.682	8	1:39.807	22	1:40.376	19	1:40.379	7	1:40.412	6



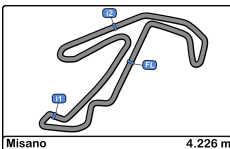


Misano  
GT Cup Europe  
Free Practice - 1  
Best 5 Top Speeds



Cl	N° Entrant/Team	Nat	Driver 1	Nat	Driver 2	Nat	Vehicle	Cat	Cl	Top 1		Top 2		Top 3		Top 4		Top 5		Avg
										Km/h	Lap	Km/h	Lap	Km/h	Lap	Km/h	Lap	Km/h	Lap	
1	69 Zanasi Racing	ITA	Marco Zanasi	ITA	Andreo Belicchi	ITA	Ferrari 296 Challenge	PROAM	1	231.2	16	230.2	14	229.7	17	228.3	15	227.8	8	229.5
2	18 Target Racing	ITA	Pierluigi Alessandri	ITA		ITA	Ferrari 296 Challenge	AM	1	217.3	6	216.8	5	216.8	7	216.8	11	216.8	12	216.9
3	1 FAEMS Team by Ebimotors	ITA	Matteo Luvisi	ITA	Pietro Delli Guanti	ITA	Porsche 992 GT3 Cup	SILVER	1	216.8	24	216.4	18	216.0	7	216.0	19	216.0	22	216.2
4	7 Hans Weijs Motorsport	NLD	Jurriaan de Back	NLD	Paul Meijer	NLD	Porsche 992 GT3 Cup	SILVER	2	216.8	25	216.4	4	216.4	24	216.0	3	216.0	5	216.3
5	11 LMR Motorsport	BRA	Bernardo Lucas Pinheiro	BRA	Flávio Sampaio	BRA	Porsche 992 GT3 Cup	PROAM	2	216.8	11	216.4	10	216.0	6	216.0	9	215.5	7	216.1
6	19 Tsunami RT	ESP	Fernando Navarrete	ESP	Fernando Pedrera	ESP	Porsche 992 GT3 Cup	AM	2	216.8	17	216.0	5	216.0	11	216.0	12	216.0	13	216.1
7	14 GT Corse	ESP	Alejandro Barambio Perea	ESP	Borja García	ESP	Porsche 992 GT3 Cup	PROAM	3	216.4	8	216.0	9	216.0	13	216.0	14	216.0	18	216.0
8	27 FAEMS Team by Ebimotors	ITA	Matteo Martinelli	ITA	Giacomo Pedrini	ITA	Porsche 992 GT3 Cup	SILVER	3	216.4	25	216.0	23	215.5	13	215.5	19	215.5	24	215.8
9	4 BiRace Motorsport	ITA	Diego Stifter	ITA	Lodovico Laurini	ITA	Porsche 992 GT3 Cup	SILVER	4	216.0	18	216.0	20	215.5	21	215.1	12	215.1	24	215.5
10	22 ZRS Motorsport	ITA	Simone Iaquinta	ITA	Ludovico Longoni	ITA	Porsche 992 GT3 Cup	SILVER	5	216.0	24	215.5	21	215.1	4	215.1	16	215.1	19	215.3
11	55 SP Racing Team	ITA	Stefano Zerbi	ITA	Matias Russo	ARG	Porsche 992 GT3 Cup	PROAM	4	216.0	5	216.0	8	216.0	10	215.5	4	215.1	9	215.7
12	78 Tsunami RT	SMR	Davide Scannicchio	ITA	Fabio Babini	ITA	Porsche 992 GT3 Cup	PROAM	5	216.0	24	215.5	23	215.1	4	215.1	12	215.1	22	215.3
13	5 Hans Weijs Motorsport	NLD	Rick van Zijverden	NLD	Hans Weijs	NLD	Porsche 992 GT3 Cup	AM*	3	215.5	22	215.5	25	215.1	7	215.1	12	215.1	19	215.3
14	6 Hans Weijs Motorsport	NLD	Lars Zaenen	BEL	Fgani A. Salubre	PHL	Porsche 992 GT3 Cup	PROAM*	6	215.5	16	215.5	19	215.1	3	215.1	17	215.1	21	215.3
15	44 GDL Racing	BRA	H. de Mello	BRA	Giacomo Giubergia	ITA	Porsche 992 GT3 Cup	AM	4	215.5	20	215.5	21	215.5	22	215.1	6	215.1	7	215.3
16	87 GDL Racing	BRA	Nelson Monteiro jr	BRA	Nelson Marcondes	BRA	Porsche 992 GT3 Cup	AM	5	215.5	6	215.1	4	215.1	12	214.7	5	214.7	8	215.0
17	911 LMR Motorsport	BRA	Leandro Martins	BRA	Dieter Svepes	AUT	Porsche 992 GT3 Cup	AM	6	215.1	7	215.1	8	215.1	14	214.7	4	214.7	5	214.9
18	16 Volcano Motorsport	ESP	Evgenii Leonov	IND	Gabriele Piana	ITA	Porsche 992 GT3 Cup	PROAM	7	214.7	7	214.7	24	214.2	4	214.2	22	214.2	23	214.4
19	77 AF Motorsport	PRT	José Barros	PRT		PRT	Porsche 992 GT3 Cup	SILVER	6	214.2	19	214.2	21	213.8	7	213.8	14	213.8	20	214.0





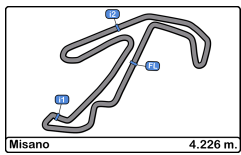
**Misano**  
**GT Cup Europe**  
**Free Practice - 1**



**Fastest Laps Sequence**

Lap	Time of Day	Session Time	Nº Entrant/Team	Nat	Driver 1	Nat	Driver 2	Nat	Vehicle	Cat	Time	Km/h
2	12:28:50.731	3:50.731	7 Hans Weijs Motorsport	NLD	Jurriaan de Back	NLD	Paul Meijer	NLD	Porsche 992 GT3 Cup	SILVER	1:39.084	153.5
3	12:30:28.354	5:28.354	7 Hans Weijs Motorsport	NLD	Jurriaan de Back	NLD	Paul Meijer	NLD	Porsche 992 GT3 Cup	SILVER	1:37.623	155.8
4	12:32:05.754	7:05.754	7 Hans Weijs Motorsport	NLD	Jurriaan de Back	NLD	Paul Meijer	NLD	Porsche 992 GT3 Cup	SILVER	1:37.400	156.1
5	12:33:42.744	8:42.744	7 Hans Weijs Motorsport	NLD	Jurriaan de Back	NLD	Paul Meijer	NLD	Porsche 992 GT3 Cup	SILVER	1:36.990	156.8
6	12:35:19.325	10:19.325	7 Hans Weijs Motorsport	NLD	Jurriaan de Back	NLD	Paul Meijer	NLD	Porsche 992 GT3 Cup	SILVER	1:36.581	157.5
16	13:01:46.681	36:46.681	22 ZRS Motorsport	ITA	Simone laquinta	ITA	Ludovico Longoni	ITA	Porsche 992 GT3 Cup	SILVER	1:36.029	158.4





Misano  
GT Cup Europe  
Free Practice - 1  
Pit Stop Analysis



**1** Matteo Luvisi Porsche 992 GT3 Cup  
SILVER Pietro Delli Guanti FAEMS Team by Ebimotors

N°	In Day Time	In Time	Out Time	Pit Time	T. Pit Time	Handicap	Diff.
1	12:41:24.607	12:41:24.607	12:45:36.972	4:12.365	4:12.365		
2	12:56:45.193	12:56:45.193	13:00:39.599	3:54.406	8:06.771		
3	13:07:21.559	13:07:21.559	13:08:36.961	1:15.402	9:22.173		

**4** Diego Stifter Porsche 992 GT3 Cup  
SILVER Lodovico Laurini BiRace Motorsport

N°	In Day Time	In Time	Out Time	Pit Time	T. Pit Time	Handicap	Diff.
1	12:35:54.386	12:35:54.386	12:37:36.601	1:42.215	1:42.215		
2	12:47:37.489	12:47:37.489	12:49:18.304	1:40.815	3:23.030		
3	13:06:13.542	13:06:13.542	13:07:33.012	1:19.470	4:42.500		

**5** Rick van Zijverden Porsche 992 GT3 Cup  
AM\* Hans Weijs Hans Weijs Motorsport

N°	In Day Time	In Time	Out Time	Pit Time	T. Pit Time	Handicap	Diff.
1	12:38:51.549	12:38:51.549	12:41:29.775	2:38.226	2:38.226		
2	12:49:47.707	12:49:47.707	12:51:41.147	1:53.440	4:31.666		

**6** Lars Zaenen Porsche 992 GT3 Cup  
PROAM\* Fgani A. Salubre Hans Weijs Motorsport

N°	In Day Time	In Time	Out Time	Pit Time	T. Pit Time	Handicap	Diff.
1	12:38:59.230	12:38:59.230	12:44:01.458	5:02.228	5:02.228		
2	12:54:05.031	12:54:05.031	12:57:54.700	3:49.669	8:51.897		

**7** Jurriaan de Back Porsche 992 GT3 Cup  
SILVER Paul Meijer Hans Weijs Motorsport

N°	In Day Time	In Time	Out Time	Pit Time	T. Pit Time	Handicap	Diff.
1	12:36:53.897	12:36:53.897	12:38:21.895	1:27.998	1:27.998		
2	12:51:40.727	12:51:40.727	12:54:32.803	2:52.076	4:20.074		
3	13:06:02.410	13:06:02.410	13:07:26.845	1:24.435	5:44.509		

**11** Bernardo Lucas Pinheiro Porsche 992 GT3 Cup  
PROAM Flávio Sampaio LMR Motorsport

N°	In Day Time	In Time	Out Time	Pit Time	T. Pit Time	Handicap	Diff.
1	12:45:37.717	12:45:37.717	12:46:59.083	1:21.366	1:21.366		
2	12:56:16.346	12:56:16.346	12:58:01.183	1:44.837	3:06.203		

**14** Alejandro Barambio Perea Porsche 992 GT3 Cup  
PROAM Borja García GT Corse

N°	In Day Time	In Time	Out Time	Pit Time	T. Pit Time	Handicap	Diff.
1	12:34:31.997	12:34:31.997	12:36:33.817	2:01.820	2:01.820		
2	12:45:12.911	12:45:12.911	12:47:12.124	1:59.213	4:01.033		
3	12:56:20.814	12:56:20.814	12:58:04.123	1:43.309	5:44.342		
4	13:08:13.174	13:08:13.174	13:09:52.800	1:39.626	7:23.968		

**16** Evgenii Leonov Porsche 992 GT3 Cup  
PROAM Gabriele Piana Volcano Motorsport

N°	In Day Time	In Time	Out Time	Pit Time	T. Pit Time	Handicap	Diff.
1	12:37:09.723	12:37:09.723	12:39:28.565	2:18.842	2:18.842		
2	12:56:10.577	12:56:10.577	12:57:57.949	1:47.372	4:06.214		

**18** Pierluigi Alessandri Ferrari 296 Challenge  
AM Target Racing

N°	In Day Time	In Time	Out Time	Pit Time	T. Pit Time	Handicap	Diff.
1	12:41:23.360	12:41:23.360	12:42:53.701	1:30.341	1:30.341		
2	12:53:02.765	12:53:02.765	13:07:52.276	14:49.511	16:19.852		

**19** Fernando Navarrete Porsche 992 GT3 Cup  
AM Fernando Pedrera Tsunami RT

N°	In Day Time	In Time	Out Time	Pit Time	T. Pit Time	Handicap	Diff.
1	12:46:06.062	12:46:06.062	12:52:13.769	6:07.707	6:07.707		
2	13:06:12.899	13:06:12.899	13:08:09.037	1:56.138	8:03.845		

**22** Simone Iaquina Porsche 992 GT3 Cup  
SILVER Ludovico Longoni ZRS Motorsport

N°	In Day Time	In Time	Out Time	Pit Time	T. Pit Time	Handicap	Diff.
1	12:37:24.362	12:37:24.362	12:38:52.346	1:27.984	1:27.984		
2	12:45:41.675	12:45:41.675	12:51:22.701	5:41.026	7:09.010		
3	13:03:22.990	13:03:22.990	13:04:46.069	1:23.079	8:32.089		

**27** Matteo Martinelli Porsche 992 GT3 Cup  
SILVER Giacomo Pedrini FAEMS Team by Ebimotors

N°	In Day Time	In Time	Out Time	Pit Time	T. Pit Time	Handicap	Diff.
1	12:39:19.486	12:39:19.486	12:40:22.695	1:03.209	1:03.209		
2	12:50:24.162	12:50:24.162	12:54:18.172	3:54.010	4:57.219		
3	13:06:04.224	13:06:04.224	13:07:08.323	1:04.099	6:01.318		

**44** H. de Mello Porsche 992 GT3 Cup  
AM Giacomo Giubergia GDL Racing

N°	In Day Time	In Time	Out Time	Pit Time	T. Pit Time	Handicap	Diff.
1	12:37:56.606	12:37:56.606	12:40:09.128	2:12.522	2:12.522		
2	12:48:40.196	12:48:40.196	12:50:03.107	1:22.911	3:35.433		

**55** Stefano Zerbi Porsche 992 GT3 Cup  
PROAM Matias Russo SP Racing Team

N°	In Day Time	In Time	Out Time	Pit Time	T. Pit Time	Handicap	Diff.
1	12:27:20.269	12:27:20.269	12:28:28.832	1:08.563	1:08.563		
2	12:37:01.964	12:37:01.964	12:40:26.612	3:24.648	4:33.211		
3	12:52:04.160	12:52:04.160	12:57:32.673	5:28.513	10:01.724		

**69** Marco Zanasi Ferrari 296 Challenge  
PROAM Andrea Belicchi Zanasi Racing

N°	In Day Time	In Time	Out Time	Pit Time	T. Pit Time	Handicap	Diff.
1	12:38:11.244	12:38:11.244	12:41:24.338	3:13.094	3:13.094		
2	12:46:26.729	12:46:26.729	12:50:42.723	4:15.994	7:29.088		

**77** José Barros Porsche 992 GT3 Cup  
SILVER AF Motorsport

N°	In Day Time	In Time	Out Time	Pit Time	T. Pit Time	Handicap	Diff.
1	12:40:48.377	12:40:48.377	12:44:40.584	3:52.207	3:52.207		
2	12:55:00.837	12:55:00.837	12:58:27.895	3:27.058	7:19.265		

**78** Davide Scannicchio Porsche 992 GT3 Cup  
PROAM Fabio Babini Tsunami RT

N°	In Day Time	In Time	Out Time	Pit Time	T. Pit Time	Handicap	Diff.
1	12:33:58.545	12:33:58.545	12:37:04.396	3:05.851	3:05.851		
2	12:43:45.302	12:43:45.302	12:46:43.798	2:58.496	6:04.347		
3	13:03:42.674	13:03:42.674	13:05:34.005	1:51.331	7:55.678		

**87** Nelson Monteiro jr Porsche 992 GT3 Cup  
AM Nelson Marcondes GDL Racing

N°	In Day Time	In Time	Out Time	Pit Time	T. Pit Time	Handicap	Diff.
1	12:41:29.564	12:41:29.564	12:44:27.212	2:57.648	2:57.648		
2	12:54:56.753	12:54:56.753	12:57:26.314	2:29.561	5:27.209		

**911** Leandro Martins Porsche 992 GT3 Cup  
AM Dieter Svepes LMR Motorsport

N°	In Day Time	In Time	Out Time	Pit Time	T. Pit Time	Handicap	Diff.
1	12:40:06.808	12:40:06.808	12:41:56.402	1:49.594	1:49.594		



