

**Spa Francorchamps**  
**GT Cup Europe**  
**Free Practice - 1**  
**Provisional Results**



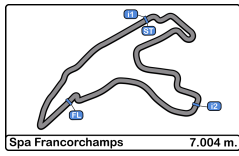
Cls	Nº	Entrant/Team	Nat	Driver 1	Nat	Driver 2	Nat	Vehicle	Cat	Cls	Laps	Best	Time	Gap	Interval	Km/h
1	7	Hans Weijs Motorsport	NLD	Jurriaan de Back	NLD	Paul Meijer	NLD	Porsche 992 GT3 Cup	SILVER	1	15	7	2:22.803			176.5
2	22	ZRS Motorsport	ITA	Simone Iaquina	ITA	Ludovico Longoni	ITA	Porsche 992 GT3 Cup	SILVER	2	14	14	2:24.438	1.635	1.635	174.5
3	1	FAEMS Team by Ebimotors	ITA	Matteo Luvisi	ITA	Pietro Delli Guanti	ITA	Porsche 992 GT3 Cup	SILVER	3	13	13	2:24.797	1.994	0.359	174.1
4	16	Volcano Motorsport	ESP	Evgenii Leonov	ESP		ESP	Porsche 992 GT3 Cup	AM	1	13	13	2:25.722	2.919	0.925	173.0
5	911	LMR Motorsport	PRT	Leandro Martins	BRA	Dieter Svepes	AUT	Porsche 992 GT3 Cup	AM	2	14	14	2:25.969	3.166	0.247	172.7
6	14	GT Corse	ESP	Alejandro Barambio	ESP	Borja García	ESP	Porsche 992 GT3 Cup	PROAM	1	14	9	2:26.056	3.253	0.087	172.6
7	5	Hans Weijs Motorsport	NLD	Rick van Zijverden	NLD	Hans Weijs	NLD	Porsche 992 GT3 Cup	AM*	3	15	6	2:26.112	3.309	0.056	172.5
8	6	Hans Weijs Motorsport	NLD	Lars Zaenen	BEL	Fgani A. Salubre	PHL	Porsche 992 GT3 Cup	PROAM*	2	14	14	2:26.401	3.598	0.289	172.2
9	44	GDL Racing	BRA	H. de Mello	BRA	Giacomo Giubergia	ITA	Porsche 992 GT3 Cup	AM	4	14	10	2:26.772	3.969	0.371	171.7
10	77	AF Motorsport	PRT	José Barros	PRT		PRT	Porsche 992 GT3 Cup	SILVER	4	13	10	2:27.491	4.688	0.719	170.9
11	27	FAEMS Team by Ebimotors	ITA	Matteo Martinelli	ITA	Giacomo Pedrini	ITA	Porsche 992 GT3 Cup	SILVER	5	14	9	2:28.223	5.420	0.732	170.1
12	4	BiRace Motorsport	ITA	Diego Stifter	ITA	Lodovico Laurini	ITA	Porsche 992 GT3 Cup	SILVER	6	13	13	2:28.632	5.829	0.409	169.6
13	19	Tsunami RT	BRA	Fernando Navarrete	ESP	Fernando Pedrera	ESP	Porsche 992 GT3 Cup	AM	5	12	12	2:31.131	8.328	2.499	166.8
14	87	GDL Racing	BRA	Nelson Monteiro jr	BRA	Nelson Marcondes	BRA	Porsche 992 GT3 Cup	AM	6	7	7	2:34.299	11.496	3.168	163.4
15	11	LMR Motorsport	PRT	Bernardo Lucas Pinheiro	BRA	Flávio Sampaio	BRA	Porsche 992 GT3 Cup	PROAM	3	13	13	2:34.673	11.870	0.374	163.0

Published at:.....

Track Temp: 13.7 °C Air Temp: 7.8 °C Humidity: 65 % Track Status: WET

<b>Race Director:</b>	Alessandro Ferrari	<b>Timekeeper:</b>	Luis Garcia
	ACI DGA 392080		JCR-2654-ESP/M





**Spa Francorchamps**  
**GT Cup Europe**  
**Free Practice - 1**  
**Track Limit**



The Stewards, having received a report from Race Director, have considered the following matter and determine the following:

**Session** Free Practice - 1  
**Fact** The cars below did not use the track at the turns listed below

**Infringement** Breach of Appendix L Chapter IV Article 2 c) of the FIA International Sporting Code and Article 19.4/19.5 of the Sporting Regulations.

**Decision** Deletion of the lap times shown in accordance with Article 12.4.1.e of the FIA International Sporting Code.

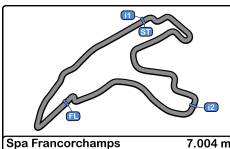
**Note**

- Certain decisions of the Stewards are subject to appeal (Article 15 of the FIA International Sporting Code).
- These penalties are not subject to appeal Article.12.3.4 of the FIA International Sporting Code and Article 16.5 of the Sporting Regulations.
- According to Article.12.3.3.b of the FIA International Sporting Code these decisions become immediately binding even in case of an appeal.

Ord	Turn	N° Driver	Entrant/Team	Time of Day	Lap Time
1	4	7 de Back - Meijer	Hans Weijs Motorsport	9:55:13.425	2:31.584
2	17	27 Martinelli - Pedrini	FAEMS Team by Ebimotors	10:00:43.078	2:37.770
3	4	22 laquinta - Longoni	ZRS Motorsport	10:11:48.803	2:28.240
4	4	5 van Zijverden - Weijs	Hans Weijs Motorsport	10:12:39.806	2:25.752
5	10	14 Barambio - García	GT Corse	10:13:38.642	2:27.102
6	4	77 José Barros	AF Motorsport	10:13:45.045	2:28.815
7	17	77 José Barros	AF Motorsport	10:19:51.470	6:06.425
8	17	4 Stifter - Laurini	BiRace Motorsport	10:21:57.431	2:27.321
9	4	6 Zaenen - Salubre	Hans Weijs Motorsport	10:24:07.061	2:26.800
10	4	27 Martinelli - Pedrini	FAEMS Team by Ebimotors	10:24:10.459	2:28.912
11	4	4 Stifter - Laurini	BiRace Motorsport	10:24:23.279	2:25.848
12	4	911 Martins - Svepes	LMR Motorsport	10:24:33.804	2:27.451
13	17	77 José Barros	AF Motorsport	10:24:52.468	2:28.484
14	4	911 Martins - Svepes	LMR Motorsport	10:26:59.966	2:26.162
15	4	19 Navarrete - Pedrera	Tsunami RT	10:28:11.705	2:35.201
16	4	14 Barambio - García	GT Corse	10:30:35.827	3:43.527
17	4	22 laquinta - Longoni	ZRS Motorsport	10:39:22.767	2:28.542
18	4	7 de Back - Meijer	Hans Weijs Motorsport	10:39:43.924	2:26.099

The Stewards:





Spa Francorchamps  
GT Cup Europe  
Free Practice - 1  
Provisional Results by Category



SILVER																
Cls	N°	Entrant/Team	Nat	Driver 1	Nat	Driver 2	Nat	Vehicle	Cat	Cls	Laps	Best	Time	Gap	Interval	Km/h
1	7	Hans Weijs Motorsport	NLD	Jurriaan de Back	NLD	Paul Meijer	NLD	Porsche 992 GT3 Cup	SILVER	1	15	7	2:22.803			176.5
2	22	ZRS Motorsport	ITA	Simone Iaquina	ITA	Ludovico Longoni	ITA	Porsche 992 GT3 Cup	SILVER	2	14	14	2:24.438	1.635	1.635	174.5
3	1	FAEMS Team by Ebimotors	ITA	Matteo Luvisi	ITA	Pietro Delli Guanti	ITA	Porsche 992 GT3 Cup	SILVER	3	13	13	2:24.797	1.994	0.359	174.1
4	77	AF Motorsport	PRT	José Barros	PRT		PRT	Porsche 992 GT3 Cup	SILVER	4	13	10	2:27.491	4.688	2.694	170.9
5	27	FAEMS Team by Ebimotors	ITA	Matteo Martinelli	ITA	Giacomo Pedrini	ITA	Porsche 992 GT3 Cup	SILVER	5	14	9	2:28.223	5.420	0.732	170.1
6	4	BiRace Motorsport	ITA	Diego Stifter	ITA	Lodovico Laurini	ITA	Porsche 992 GT3 Cup	SILVER	6	13	13	2:28.632	5.829	0.409	169.6

AM																
Cls	N°	Entrant/Team	Nat	Driver 1	Nat	Driver 2	Nat	Vehicle	Cat	Cls	Laps	Best	Time	Gap	Interval	Km/h
1	16	Volcano Motorsport	ESP	Evgenii Leonov	ITA		ITA	Porsche 992 GT3 Cup	AM	1	13	13	2:25.722			173.0
2	911	LMR Motorsport	PRT	Leandro Martins	BRA	Dieter Svepes	AUT	Porsche 992 GT3 Cup	AM	2	14	14	2:25.969	0.247	0.247	172.7
3	5	Hans Weijs Motorsport	NLD	Rick van Zijverden	NLD	Hans Weijs	NLD	Porsche 992 GT3 Cup	AM*	3	15	6	2:26.112	0.390	0.143	172.5
4	44	GDL Racing	BRA	H. de Mello	BRA	Giacomo Giubergia	ITA	Porsche 992 GT3 Cup	AM	4	14	10	2:26.772	1.050	0.660	171.7
5	19	Tsunami RT	BRA	Fernando Navarrete	ESP	Fernando Pedrera	ESP	Porsche 992 GT3 Cup	AM	5	12	12	2:31.131	5.409	4.359	166.8
6	87	GDL Racing	BRA	Nelson Monteiro jr	BRA	Nelson Marcondes	BRA	Porsche 992 GT3 Cup	AM	6	7	7	2:34.299	8.577	3.168	163.4

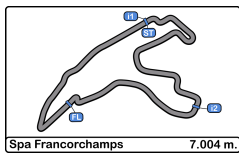
PROAM																
Cls	N°	Entrant/Team	Nat	Driver 1	Nat	Driver 2	Nat	Vehicle	Cat	Cls	Laps	Best	Time	Gap	Interval	Km/h
1	14	GT Corse	ESP	Alejandro Barambio	ESP	Borja García	ESP	Porsche 992 GT3 Cup	PROAM	1	14	9	2:26.056			172.6
2	6	Hans Weijs Motorsport	NLD	Lars Zaenen	BEL	Fgani A. Salubre	PHL	Porsche 992 GT3 Cup	PROAM*	2	14	14	2:26.401	0.345	0.345	172.2
3	11	LMR Motorsport	PRT	Bernardo Lucas Pinheiro	PRT	Flávio Sampaio	BRA	Porsche 992 GT3 Cup	PROAM	3	13	13	2:34.673	8.617	8.272	163.0

Published at:.....

Track Temp: 13.7 °C Air Temp: 7.8 °C Humidity: 65 % Track Status: WET

<b>Race Director:</b>	Alessandro Ferrari ACI DGA 392080	<b>Timekeeper:</b>	Luis Garcia JCR-2654-ESP/M
-----------------------	--------------------------------------	--------------------	-------------------------------



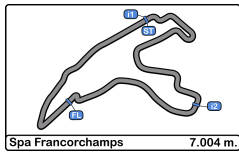


**Spa Francorchamps**  
**GT Cup Europe**  
**Free Practice - 1**  
**Lap Analysis**



1							6														
SILVER			Matteo Luvisi				Porsche 992 GT3 Cup				Lars Zaenen			Porsche 992 GT3 Cup							
SILVER			Pietro Delli Guanti				FAEMS Team by Ebimotors				PROAM*			Fgani A. Salubre			Hans Weijs Motorsport				
Lap	D	Time	Sector 1	Sector 2	Sector 3	T. Spd	Elapsed	Lap	D	Time	Sector 1	Sector 2	Sector 3	T. Spd	Elapsed						
1		9:54:07.895	9:51:49.935	1:32.064	45.896	123.2	9:54:07.895	1		9:54:15.757	9:51:52.508	1:35.593	47.656	112.6	9:54:15.757						
2		5:45.329	3:49.712	1:14.693	40.924	209.3	9:59:53.224	2		2:53.581	46.326	1:19.227	48.028	233.2	9:57:09.338						
3		7:15.959	5:09.196	1:24.296	42.467	177.0	10:07:09.183	3		8:02.472	4:57.795	2:06.562	58.115	79.9	10:05:11.810						
4		2:38.533	45.127	1:14.358	39.048	213.8	10:09:47.716	4		3:02.013	1:00.340	1:20.453	41.220	162.4	10:08:13.823						
5		2:30.295	42.024	1:10.436	37.835	245.4	10:12:18.011	5		2:35.408	43.463	1:12.671	39.274	255.9	10:10:49.231						
6		3:22.293	40.846	1:16.491	1:24.956	258.9	10:15:40.304	6		2:31.544	42.612	1:10.263	38.669	255.9	10:13:20.775						
7		3:17.648	1:29.449	1:10.439	37.760	214.2	10:18:57.952	7		4:12.209 P	43.275	2:08.944	1:19.990	84.0	10:17:32.984						
8		2:27.396	40.424	1:07.963	39.009	260.8	10:21:25.348	8		4:07.277	2:17.802	1:11.445	38.030	208.4	10:21:40.261						
9		4:32.222	2:42.832	1:11.091	38.299	198.1	10:25:57.570	9		<del>2:26.800</del>	41.022	1:08.253	37.525	258.9	10:24:07.061						
10		2:26.131	40.889	1:07.930	37.312	260.2	10:28:23.701	10		2:26.828	41.668	1:07.762	37.398	256.5	10:26:33.889						
11		6:41.785	1:35.281	2:42.172	2:24.332	80.1	10:35:05.486	11		2:47.277	40.132	1:07.258	59.887	263.4	10:29:21.166						
12		3:19.138	1:32.284	1:09.527	37.327	211.3	10:38:24.624	12		5:58.556	1:34.456	2:02.754	2:21.346	80.1	10:35:19.722						
13		2:24.797	40.444	1:07.380	36.973	260.8	10:40:49.421	13		3:13.683	1:25.656	1:10.112	37.915	221.7	10:38:33.405						
14								14		2:26.401	40.339	1:08.507	37.555	262.7	10:40:59.806						
4							7														
SILVER			Diego Stifter				Porsche 992 GT3 Cup				SILVER			Jurriaan de Back				Porsche 992 GT3 Cup			
SILVER			Lodovico Laurini				BiRace Motorsport				SILVER			Paul Meijer				Hans Weijs Motorsport			
Lap	D	Time	Sector 1	Sector 2	Sector 3	T. Spd	Elapsed	Lap	D	Time	Sector 1	Sector 2	Sector 3	T. Spd	Elapsed						
1		9:56:36.872	9:54:17.072	1:27.362	52.438	153.1	9:56:36.872	1		9:52:41.841	9:50:47.803	1:14.460	39.578	141.1	9:52:41.841						
2		4:52.583	2:54.934	1:17.833	39.816	193.8	10:01:29.455	2		<del>2:31.584</del>	41.431	1:10.766	39.387	253.5	9:55:13.425						
3		3:36.467	1:02.490	1:54.314	39.663	79.8	10:05:05.922	3		5:52.867	3:34.956	1:28.487	49.424	120.0	10:01:06.292						
4		5:18.290	3:03.066	1:27.489	47.735	139.1	10:10:24.212	4		3:32.058	44.249	2:03.038	44.771	236.8	10:04:38.350						
5		2:33.114	42.331	1:12.648	38.135	236.8	10:12:57.326	5		2:27.908	41.535	1:09.163	37.210	252.3	10:07:06.258						
6		3:58.734	41.693	1:51.715	1:25.326	255.3	10:16:56.060	6		2:24.687	40.350	1:07.571	36.766	259.6	10:09:30.945						
7		2:34.050	45.815	1:10.300	37.935	251.1	10:19:30.110	7		2:22.803	39.841	1:06.639	36.323	264.0	10:11:53.748						
8		<del>2:27.324</del>	40.847	1:08.806	37.668	260.2	10:21:57.431	8		8:54.922	7:00.169	1:16.055	38.698	178.8	10:20:48.670						
9		<del>2:25.848</del>	40.395	1:07.892	37.561	260.2	10:24:23.279	9		2:26.554	40.551	1:08.654	37.349	262.1	10:23:15.224						
10		4:20.900	2:24.932	1:12.326	43.642	218.6	10:28:44.179	10		2:25.003	39.965	1:07.896	37.142	264.7	10:25:40.227						
11		6:34.085	1:41.221	2:18.262	2:34.602	82.0	10:35:18.264	11		2:25.003	39.901	1:07.689	37.413	264.7	10:28:05.230						
12		3:16.104	1:25.995	1:10.680	39.429	210.9	10:38:34.368	12		4:35.207	59.923	2:09.287	1:25.997	79.9	10:32:40.437						
13		2:28.632	41.829	1:08.981	37.822	258.9	10:41:03.000	13		4:37.388	1:44.309	2:11.079	42.000	80.0	10:37:17.825						
14								14		<del>2:26.099</del>	40.555	1:08.189	37.355	262.1	10:39:43.924						
15								15		2:25.176	40.225	1:07.897	37.054	265.3	10:42:09.100						
5							11														
AM*			Rick van Zijverden				Porsche 992 GT3 Cup				PROAM			Bernardo Lucas Pinheiro				Porsche 992 GT3 Cup			
AM*			Hans Weijs				Hans Weijs Motorsport				PROAM			Flávio Sampaio				LMR Motorsport			
Lap	D	Time	Sector 1	Sector 2	Sector 3	T. Spd	Elapsed	Lap	D	Time	Sector 1	Sector 2	Sector 3	T. Spd	Elapsed						
1		9:53:21.441	9:51:22.404	1:15.621	43.416	175.8	9:53:21.441	1		9:58:20.186	9:56:10.787	1:21.594	47.805	119.4	9:58:20.186						
2		2:35.234	42.859	1:12.774	39.601	247.7	9:55:56.675	2		2:44.943	44.294	1:17.424	43.225	213.4	10:01:05.129						
3		5:41.537	3:36.611	1:22.455	42.471	183.3	10:01:38.212	3		3:34.272	43.590	1:49.833	1:00.849	235.8	10:04:39.401						
4		3:41.103	1:15.071	1:47.313	38.719	82.3	10:05:19.315	4		2:37.007	43.269	1:13.432	40.306	234.2	10:07:16.408						
5		2:28.627	41.667	1:09.326	37.634	255.9	10:07:47.942	5		5:25.728	3:14.150	1:25.759	45.819	169.2	10:12:42.136						
6		2:26.112	40.607	1:08.240	37.265	258.3	10:10:14.054	6		3:53.857	44.201	1:44.088	1:25.568	231.7	10:16:35.993						
7		<del>2:25.752</del>	40.484	1:07.614	37.654	258.9	10:12:39.806	7		3:00.471	1:00.923	1:16.432	43.116	210.9	10:19:36.464						
8		7:33.968	5:36.969	1:17.076	39.923	217.3	10:20:13.774	8		5:06.455	3:04.588	1:20.455	41.412	190.4	10:24:42.919						
9		2:31.938	42.239	1:11.615	38.084	252.9	10:22:45.712	9		2:36.426	43.991	1:12.998	39.437	242.6	10:27:19.345						
10		2:28.202	41.074	1:09.252	37.876	258.9	10:25:13.914	10		3:51.061	42.891	1:42.571	1:25.599	252.3	10:31:10.406						
11		2:27.158	40.408	1:09.164	37.586	262.7	10:27:41.072	11		5:21.708	1:41.007	2:11.958	1:28.743	77.2	10:36:32.114						
12		4:18.109	44.380	2:04.909	1:28.820	254.1	10:31:59.181	12		2:38.287	45.316	1:13.296	39.675	245.4	10:39:10.401						
13		4:59.417	1:42.534	2:10.980	1:05.903	80.0	10:36:58.598	13		2:34.673	42.931	1:12.543	39.199	251.1	10:41:45.074						
14		2:31.987	42.934	1:11.261	37.792	252.3	10:39:30.585														
15		2:27.230	40.524	1:08.895	37.811	260.2	10:41:57.815														





**Spa Francorchamps**  
**GT Cup Europe**  
**Free Practice - 1**  
**Lap Analysis**



**14** Alejandro Barambio Porsche 992 GT3 Cup **22** Simone Iaquinta Porsche 992 GT3 Cup

PROAM Borja García							GT Corse SILVER Ludovico Longoni							ZRS Motorsport						
Lap	D	Time	Sector 1	Sector 2	Sector 3	T. Spd	Elapsed	Lap	D	Time	Sector 1	Sector 2	Sector 3	T. Spd	Elapsed					
1		9:54:13.645	9:51:58.930	1:28.477	46.238	143.0	9:54:13.645	1		9:54:56.544	9:52:40.414	1:30.292	45.838	154.7	9:54:56.544					
2		5:36.544	3:04.005	1:48.890	43.649	118.2	9:59:50.189	2		2:44.263	45.699	1:18.453	40.111	192.8	9:57:40.807					
3		3:12.651	45.187	1:18.105	1:09.359	208.8	10:03:02.840	3		2:30.740	42.393	1:10.569	37.778	236.8	10:00:11.547					
4		3:08.130	1:15.263	1:14.049	38.818	217.3	10:06:10.970	4		3:18.469	41.031	1:12.124	1:25.314	253.5	10:03:30.016					
5		2:31.434	42.167	1:11.630	37.637	245.4	10:08:42.404	5		5:50.547	3:59.830	1:12.461	38.256	163.6	10:09:20.563					
6		2:29.136	41.801	1:09.536	37.799	258.3	10:11:11.540	6		<del>2:28.240</del>	41.141	1:09.344	37.755	258.3	10:11:48.803					
7		<del>2:27.402</del>	41.402	1:08.588	<b>37.112</b>	260.8	10:13:38.642	7		2:33.723	40.901	1:08.261	44.561	260.8	10:14:22.526					
8		5:49.378	3:49.550	1:14.041	45.787	121.2	10:19:28.020	8		3:55.260	1:40.679	1:36.786	37.795	79.9	10:18:17.786					
9		<b>2:26.056</b>	<b>40.939</b>	<b>1:07.980</b>	37.137	259.6	10:21:54.076	9		2:26.348	40.868	1:08.478	37.002	259.6	10:20:44.134					
10		4:58.224	3:08.521	1:11.519	38.184	228.3	10:26:52.300	10		2:25.240	40.286	1:07.653	37.301	263.4	10:23:09.374					
11		<del>3:43.527</del>	42.936	1:34.852	1:25.739	255.3	10:30:35.827	11		7:51.519	4:34.034	1:51.674	1:25.811	178.5	10:31:00.893					
12		5:18.140	1:40.504	2:09.496	1:28.140	79.5	10:35:53.967	12		5:53.332	2:32.033	2:09.099	1:12.200	80.0	10:36:54.225					
13		2:56.459	1:06.222	1:11.196	39.041	258.3	10:38:50.426	13		<del>2:28.542</del>	41.574	1:09.332	37.636	253.5	10:39:22.767					
14		2:28.940	41.191	1:09.788	37.961	260.2	10:41:19.366	14		<b>2:24.438</b>	<b>40.058</b>	<b>1:07.462</b>	<b>36.918</b>	264.0	10:41:47.205					

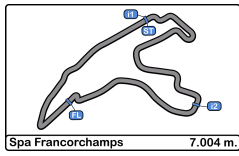
**16** Evgenii Leonov Porsche 992 GT3 Cup **27** Matteo Martinelli Porsche 992 GT3 Cup

AM Volcano Motorsport							SILVER Giacomo Pedrini							FAEMS Team by Ebimotors						
Lap	D	Time	Sector 1	Sector 2	Sector 3	T. Spd	Elapsed	Lap	D	Time	Sector 1	Sector 2	Sector 3	T. Spd	Elapsed					
1		9:52:57.369	9:51:01.844	1:16.531	38.994	176.7	9:52:57.369	1		9:54:09.631	9:51:50.928	1:31.790	46.913	126.6	9:54:09.631					
2		2:31.706	42.508	1:10.358	38.840	252.3	9:55:29.075	2		3:55.677	2:00.248	1:14.818	40.611	203.3	9:58:05.308					
3		2:33.811	42.356	1:12.229	39.226	236.3	9:58:02.886	3		<del>2:37.770</del>	43.696	1:13.749	40.325	217.7	10:00:43.078					
4		7:03.968	4:34.558	1:50.293	39.117	79.9	10:05:06.854	4		3:43.502	43.120	1:44.699	1:15.683	248.8	10:04:26.580					
5		2:31.250	42.029	1:10.542	38.679	253.5	10:07:38.104	5		5:31.512	3:19.364	1:28.096	44.052	169.5	10:09:58.092					
6		2:32.267	41.866	1:10.995	39.406	255.9	10:10:10.371	6		2:36.442	43.777	1:13.474	39.191	238.4	10:12:34.534					
7		9:05.595	6:57.866	1:24.032	43.697	167.1	10:19:15.966	7		3:43.012	41.864	1:34.035	1:27.113	254.7	10:16:17.546					
8		2:34.420	43.810	1:12.113	38.497	226.8	10:21:50.386	8		2:55.778	1:05.017	1:11.343	39.418	223.1	10:19:13.324					
9		2:27.956	41.614	1:08.711	37.631	257.7	10:24:18.342	9		<b>2:28.223</b>	41.435	<b>1:08.923</b>	<b>37.865</b>	256.5	10:21:41.547					
10		2:26.629	41.216	1:07.969	37.444	260.2	10:26:44.971	10		<del>2:28.942</del>	<b>41.387</b>	1:09.262	38.263	259.6	10:24:10.459					
11		3:40.300 P	43.301	1:21.965	1:35.034	222.2	10:30:25.271	11		3:53.437	1:59.840	1:13.882	39.715	219.0	10:28:03.896					
12		7:27.897	5:19.470	1:29.963	38.464	79.6	10:37:53.168	12		4:42.124	1:10.436	2:06.278	1:25.410	79.8	10:32:46.020					
13		<b>2:25.722</b>	<b>41.001</b>	<b>1:07.687</b>	<b>37.034</b>	258.3	10:40:18.890	13		4:45.704	2:16.843	1:49.097	39.764	80.8	10:37:31.724					
14								14		2:30.156	41.745	1:10.377	38.034	256.5	10:40:01.880					

**19** Fernando Navarrete Porsche 992 GT3 Cup **44** H. de Mello Porsche 992 GT3 Cup

AM Fernando Pedrera							Tsunami RT							AM Giacomo Giubergia							GDL Racing						
Lap	D	Time	Sector 1	Sector 2	Sector 3	T. Spd	Elapsed	Lap	D	Time	Sector 1	Sector 2	Sector 3	T. Spd	Elapsed												
1		9:57:30.122	9:55:33.930	1:15.211	40.981	190.1	9:57:30.122	1		9:59:09.518	9:56:43.224	1:34.643	51.651	152.5	9:59:09.518												
2		3:17.463	43.537	1:28.668	1:05.258	241.0	10:00:47.585	2		3:17.828	56.374	1:28.610	52.844	158.1	10:02:27.346												
3		6:43.567	4:40.101	1:21.970	41.496	146.7	10:07:31.152	3		3:47.209	1:43.264	1:23.144	40.801	173.0	10:06:14.555												
4		2:36.182	43.466	1:13.554	39.162	246.5	10:10:07.334	4		2:39.240	43.729	1:15.914	39.597	252.9	10:08:53.795												
5		2:33.221	42.551	<b>1:10.660</b>	40.010	247.7	10:12:40.555	5		2:32.701	42.462	1:11.665	38.574	256.5	10:11:26.496												
6		3:12.601	<b>41.714</b>	1:14.944	1:15.943	255.9	10:15:53.156	6		2:31.332	42.021	1:10.437	38.874	258.3	10:13:57.828												
7		7:09.710	5:10.545	1:19.943	39.222	183.3	10:23:02.866	7		6:25.455	4:22.774	1:20.197	42.484	158.5	10:20:23.283												
8		2:33.638	42.516	1:12.286	38.836	246.0	10:25:36.504	8		2:33.505	43.481	1:11.497	38.527	232.7	10:22:56.788												
9		<del>2:35.204</del>	44.906	1:11.928	<b>38.367</b>	206.1	10:28:11.705	9		2:28.984	41.933	1:09.160	37.891	256.5	10:25:25.772												
10		5:11.554	1:20.245	2:23.542	1:27.767	60.2	10:33:23.259	10		<b>2:26.772</b>	41.220	<b>1:08.165</b>	37.387	258.9	10:27:52.544												
11		4:10.798	1:36.063	1:54.362	40.373	79.9	10:37:34.057	11		4:45.971	41.178	2:04.536	2:00.257	215.1	10:32:38.515												
12		<b>2:31.131</b>	42.067	1:10.660	38.404	247.7	10:40:05.188	12		4:34.697	1:43.993	2:10.630	40.074	80.0	10:37:13.212												
								13		2:28.667	41.295	1:09.290	38.082	258.9	10:39:41.879												
								14		2:29.673	<b>40.803</b>	1:11.664	<b>37.206</b>	260.2	10:42:11.552												





Spa Francorchamps  
GT Cup Europe  
Free Practice - 1  
Lap Analysis



77

José Barros

Porsche 992 GT3 Cup

SILVER

AF Motorsport

Lap	D	Time	Sector 1	Sector 2	Sector 3	T. Spd	Elapsed
1		9:56:34.068	9:54:14.011	1:29.156	50.901	179.7	9:56:34.068
2		2:54.323	49.330	1:21.845	43.148	181.5	9:59:28.391
3		6:38.801	3:48.551	2:04.667	45.583	80.0	10:06:07.192
4		2:38.523	44.232	1:14.874	39.417	213.8	10:08:45.715
5		2:30.515	41.978	1:10.544	37.993	246.5	10:11:16.230
6		<del>2:28.845</del>	41.015	1:09.764	38.036	248.2	10:13:45.045
7		<del>6:06.425</del>	4:07.953	1:18.960	39.512	210.1	10:19:51.470
8		2:32.514	42.467	1:11.590	38.457	239.4	10:22:23.984
9		<del>2:28.484</del>	41.552	1:09.364	37.568	250.0	10:24:52.468
10		2:27.491	41.123	1:08.429	37.939	255.9	10:27:19.959
11		8:01.714	4:08.972	2:09.497	1:43.245	79.9	10:35:21.673
12		3:15.028	1:25.650	1:11.210	38.168	231.7	10:38:36.701
13		2:31.401	41.089	1:11.889	38.423	255.3	10:41:08.102

87

Nelson Monteiro jr

Porsche 992 GT3 Cup

AM

Nelson Marcondes

GDL Racing

Lap	D	Time	Sector 1	Sector 2	Sector 3	T. Spd	Elapsed
1		10:04:21.250	9:58:01.979	4:54.860	1:24.411	138.9	10:04:21.250
2		4:45.542	2:25.269	1:31.195	49.078	162.4	10:09:06.792
3		2:57.174	49.186	1:23.261	44.727	200.3	10:12:03.966
4		3:32.740	46.202	1:20.400	1:26.138	224.0	10:15:36.706
5		5:50.039	3:45.936	1:20.983	43.120	192.5	10:21:26.745
6		2:38.773	44.436	1:13.484	40.853	244.3	10:24:05.518
7		2:34.299	43.214	1:10.999	40.086	228.8	10:26:39.817

911

Leandro Martins

Porsche 992 GT3 Cup

AM

Dieter Svepes

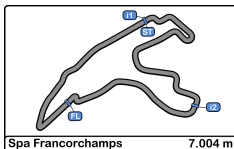
LMR Motorsport

Lap	D	Time	Sector 1	Sector 2	Sector 3	T. Spd	Elapsed
1		9:55:07.707	9:53:11.427	1:16.526	39.754	187.8	9:55:07.707
2		2:33.619	41.937	1:11.621	40.061	254.7	9:57:41.326
3		6:54.692	3:58.245	1:57.409	59.038	170.6	10:04:36.018
4		2:35.544	44.789	1:12.470	38.285	215.5	10:07:11.562
5		2:30.350	42.275	1:10.184	37.891	244.8	10:09:41.912
6		2:26.408	40.878	1:08.406	37.124	257.7	10:12:08.320
7		2:58.049	40.765	1:07.824	1:09.460	259.6	10:15:06.369
8		4:30.596	2:37.893	1:13.602	39.101	210.1	10:19:36.965
9		2:29.388	41.182	1:09.588	38.618	258.3	10:22:06.353
10		<del>2:27.454</del>	40.935	1:08.978	37.538	259.6	10:24:33.804
11		<del>2:26.462</del>	40.705	1:08.128	37.329	260.8	10:26:59.966
12		8:17.037	3:07.233	2:34.826	2:34.978	81.0	10:35:17.003
13		3:14.178	1:26.464	1:09.997	37.717	231.7	10:38:31.181
14		2:25.969	40.326	1:08.267	37.376	260.8	10:40:57.150



CIRCUIT DE SPA FRANCORCHAMPS



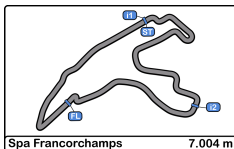


Spa Francorchamps  
GT Cup Europe  
Free Practice - 1  
**Best Sectors Results**



Sector - 1			Sector - 2			Sector - 3			Ideal Lap vs Best Lap		
Clas	Nº Driver	Time	Nº Driver	Time	Nº Driver	Time	Clas	Nº Driver	Ideal Lap	Best Lap	Clas
1	7 de Back - Meijer	39.841	7 de Back - Meijer	1:06.639	7 de Back - Meijer	36.323	1	7 de Back - Meijer	2:22.803	2:22.803	1
2	22 laquinta - Longoni	40.058	6 Zaenen - Salubre	1:07.258	22 laquinta - Longoni	36.918	2	22 laquinta - Longoni	2:24.438	2:24.438	2
3	6 Zaenen - Salubre	40.132	1 Luvisi - Delli Guanti	1:07.380	1 Luvisi - Delli Guanti	36.973	3	1 Luvisi - Delli Guanti	2:24.777	2:24.797	3
4	911 Martins - Svepes	40.326	22 laquinta - Longoni	1:07.462	16 Evgenii Leonov	37.034	4	6 Zaenen - Salubre	2:24.788	2:26.401	8
5	4 Stifter - Laurini	40.395	5 van Zijverden - Weijs	1:07.614	14 Barambio - García	37.112	5	911 Martins - Svepes	2:25.274	2:25.969	5
6	5 van Zijverden - Weijs	40.408	16 Evgenii Leonov	1:07.687	911 Martins - Svepes	37.124	6	5 van Zijverden - Weijs	2:25.287	2:26.112	7
7	1 Luvisi - Delli Guanti	40.424	911 Martins - Svepes	1:07.824	44 H. de Mello - Giubergia	37.206	7	16 Evgenii Leonov	2:25.722	2:25.722	4
8	44 H. de Mello - Giubergia	40.803	4 Stifter - Laurini	1:07.892	5 van Zijverden - Weijs	37.265	8	4 Stifter - Laurini	2:25.848	2:28.632	12
9	14 Barambio - García	40.939	14 Barambio - García	1:07.980	6 Zaenen - Salubre	37.398	9	14 Barambio - García	2:26.031	2:26.056	6
10	16 Evgenii Leonov	41.001	44 H. de Mello - Giubergia	1:08.165	4 Stifter - Laurini	37.561	10	44 H. de Mello - Giubergia	2:26.174	2:26.772	9
11	77 José Barros	41.015	77 José Barros	1:08.429	77 José Barros	37.568	11	77 José Barros	2:27.012	2:27.491	10
12	27 Martinelli - Pedrini	41.387	27 Martinelli - Pedrini	1:08.923	27 Martinelli - Pedrini	37.865	12	27 Martinelli - Pedrini	2:28.175	2:28.223	11
13	19 Navarrete - Pedrera	41.714	19 Navarrete - Pedrera	1:10.660	19 Navarrete - Pedrera	38.367	13	19 Navarrete - Pedrera	2:30.741	2:31.131	13
14	11 Pinheiro - Sampaio	42.891	87 Monteiro jr - Marcondes	1:10.999	11 Pinheiro - Sampaio	39.199	14	87 Monteiro jr - Marcondes	2:34.299	2:34.299	14
15	87 Monteiro jr - Marcondes	43.214	11 Pinheiro - Sampaio	1:12.543	87 Monteiro jr - Marcondes	40.086	15	11 Pinheiro - Sampaio	2:34.633	2:34.673	15



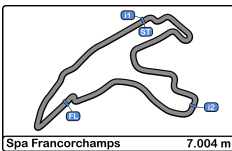


Spa Francorchamps  
GT Cup Europe  
Free Practice - 1  
Best 5 Lap Times



Cl	N° Entrant/Team	Nat	Driver 1	Nat	Driver 2	Nat	Vehicle	Cat	Cl	Best 1		Best 2		Best 3		Best 4		Best 5	
										Time	Lap	Time	Lap	Time	Lap	Time	Lap	Time	Lap
1	7 Hans Weijs Motorsport	NLD	Jurriaan de Back	NLD	Paul Meijer	NLD	Porsche 992 GT3 Cup	SILVER	1	2:22.803	7	2:24.687	6	2:25.003	10	2:25.003	11	2:25.176	15
2	22 ZRS Motorsport	ITA	Simone Iaquinta	ITA	Ludovico Longoni	ITA	Porsche 992 GT3 Cup	SILVER	2	2:24.438	14	2:25.240	10	2:26.348	9	2:30.740	3	2:44.263	2
3	1 FAEMS Team by Ebimotors	ITA	Matteo Luvisi	ITA	Pietro Delli Guanti	ITA	Porsche 992 GT3 Cup	SILVER	3	2:24.797	13	2:26.131	10	2:27.396	8	2:30.295	5	2:38.533	4
4	16 Volcano Motorsport	ESP	Evgenii Leonov	IND			Porsche 992 GT3 Cup	AM	1	2:25.722	13	2:26.629	10	2:27.956	9	2:31.250	5	2:31.706	2
5	911 LMR Motorsport	PRT	Leandro Martins	BRA	Dieter Svepes	AUT	Porsche 992 GT3 Cup	AM	2	2:25.969	14	2:26.408	6	2:29.388	9	2:30.350	5	2:33.619	2
6	14 GT Corse	ESP	Alejandro Barambio	ESP	Borja García	ESP	Porsche 992 GT3 Cup	PROAM	1	2:26.056	9	2:28.940	14	2:29.136	6	2:31.434	5	2:56.459	13
7	5 Hans Weijs Motorsport	NLD	Rick van Zijverden	NLD	Hans Weijs	NLD	Porsche 992 GT3 Cup	AM*	3	2:26.112	6	2:27.158	11	2:27.230	15	2:28.202	10	2:28.627	5
8	6 Hans Weijs Motorsport	NLD	Lars Zaenen	BEL	Fgani A. Salubre	PHL	Porsche 992 GT3 Cup	PROAM*	2	2:26.401	14	2:26.828	10	2:31.544	6	2:35.408	5	2:53.581	2
9	44 GDL Racing	SMR	H. de Mello	BRA	Giacomo Giubergia	ITA	Porsche 992 GT3 Cup	AM	4	2:26.772	10	2:28.667	13	2:28.984	9	2:29.673	14	2:32.701	5
10	77 AF Motorsport	PRT	José Barros	PRT			Porsche 992 GT3 Cup	SILVER	4	2:27.491	10	2:30.515	5	2:31.401	13	2:32.514	8	2:38.523	4
11	27 FAEMS Team by Ebimotors	ITA	Matteo Martinelli	ITA	Giacomo Pedrini	ITA	Porsche 992 GT3 Cup	SILVER	5	2:28.223	9	2:30.156	14	2:36.442	6	2:55.778	8	3:43.502	4
12	4 BiRace Motorsport	ITA	Diego Stifter	ITA	Lodovico Laurini	ITA	Porsche 992 GT3 Cup	SILVER	6	2:28.632	13	2:33.114	5	2:34.050	7	3:16.104	12	3:36.467	3
13	19 Tsunami RT	SMR	Fernando Navarrete	ESP	Fernando Pedrera	ESP	Porsche 992 GT3 Cup	AM	5	2:31.131	12	2:33.221	5	2:33.638	8	2:36.182	4	3:17.463	2
14	87 GDL Racing	SMR	Nelson Monteiro jr	BRA	Nelson Marcondes	BRA	Porsche 992 GT3 Cup	AM	6	2:34.299	7	2:38.773	6	2:57.174	3	4:45.542	2	5:50.039	5
15	11 LMR Motorsport	PRT	Bernardo Lucas Pinheiro	BRA	Flávio Sampaio	BRA	Porsche 992 GT3 Cup	PROAM	3	2:34.673	13	2:36.426	9	2:37.007	4	2:38.287	12	2:44.943	2





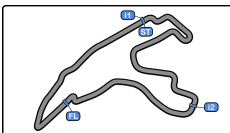
Spa Francorchamps  
GT Cup Europe  
Free Practice - 1  
Best 5 Top Speeds



Top 1		Top 2		Top 3		Top 4		Top 5	
Km/h	Lap	Km/h	Lap	Km/h	Lap	Km/h	Lap	Km/h	Lap

Cl	Nº	Entrant/Team	Nat	Driver 1	Nat	Driver 2	Nat	Vehicle	Cat	Cl	Km/h	Lap	Km/h	Lap	Km/h	Lap	Km/h	Lap	Km/h	Lap	Avg
1	7	Hans Weijs Motorsport	NLD	Jurriaan de Back	NLD	Paul Meijer	NLD	Porsche 992 GT3 Cup	SILVER	1	265.3	15	264.7	10	264.7	11	264.0	7	262.1	9	264.1
2	22	ZRS Motorsport	ITA	Simone Iaquinta	ITA	Ludovico Longoni	ITA	Porsche 992 GT3 Cup	SILVER	2	264.0	14	263.4	10	260.8	7	259.6	9	258.3	6	261.2
3	6	Hans Weijs Motorsport	NLD	Lars Zaenen	BEL	Fgani A. Salubre	PHL	Porsche 992 GT3 Cup	PROAM*	1	263.4	11	262.7	14	258.9	9	256.5	10	255.9	5	259.5
4	5	Hans Weijs Motorsport	NLD	Rick van Zijverden	NLD	Hans Weijs	NLD	Porsche 992 GT3 Cup	AM*	1	262.7	11	260.2	15	258.9	7	258.9	10	258.3	6	259.8
5	1	FAEMS Team by Ebimotors	ITA	Matteo Luvisi	ITA	Pietro Delli Guanti	ITA	Porsche 992 GT3 Cup	SILVER	3	260.8	8	260.8	13	260.2	10	258.9	6	245.4	5	257.2
6	14	GT Corse	ESP	Alejandro Barambio	ESP	Borja García	ESP	Porsche 992 GT3 Cup	PROAM	2	260.8	7	260.2	14	259.6	9	258.3	6	258.3	13	259.4
7	911	LMR Motorsport	PRT	Leandro Martins	BRA	Dieter Svepes	AUT	Porsche 992 GT3 Cup	AM	2	260.8	11	260.8	14	259.6	7	259.6	10	258.3	9	259.8
8	4	BiRace Motorsport	ITA	Diego Stifter	ITA	Lodovico Laurini	ITA	Porsche 992 GT3 Cup	SILVER	4	260.2	8	260.2	9	258.9	13	255.3	6	251.1	7	257.1
9	16	Volcano Motorsport	ESP	Evgenii Leonov	IND			Porsche 992 GT3 Cup	AM	3	260.2	10	258.3	13	257.7	9	255.9	6	253.5	5	257.1
10	44	GDL Racing	SMR	H. de Mello	BRA	Giacomo Giubergia	ITA	Porsche 992 GT3 Cup	AM	4	260.2	14	258.9	10	258.9	13	258.3	6	256.5	5	258.6
11	27	FAEMS Team by Ebimotors	ITA	Matteo Martinelli	ITA	Giacomo Pedrini	ITA	Porsche 992 GT3 Cup	SILVER	5	259.6	10	256.5	9	256.5	14	254.7	7	248.8	4	255.2
12	19	Tsunami RT	SMR	Fernando Navarrete	ESP	Fernando Pedrera	ESP	Porsche 992 GT3 Cup	AM	5	255.9	6	247.7	5	247.7	12	246.5	4	246.0	8	248.7
13	77	AF Motorsport	PRT	José Barros	PRT			Porsche 992 GT3 Cup	SILVER	6	255.9	10	255.3	13	250.0	9	248.2	6	246.5	5	251.2
14	11	LMR Motorsport	PRT	Bernardo Lucas Pinheiro	BRA	Flávio Sampaio	BRA	Porsche 992 GT3 Cup	PROAM	3	252.3	10	251.1	13	245.4	12	242.6	9	235.8	3	245.4
15	87	GDL Racing	SMR	Nelson Monteiro jr	BRA	Nelson Marcondes	BRA	Porsche 992 GT3 Cup	AM	6	244.3	6	228.8	7	224.0	4	200.3	3	192.5	5	218.0





Spa Francorchamps

GT Cup Europe

Free Practice - 1

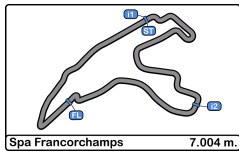
Fastest Laps Sequence

Spa Francorchamps 7.004 m



Lap	Time of Day	Session Time	N° Entrant/Team	Nat	Driver 1	Nat	Driver 2	Nat	Vehicle	Cat	Time	Km/h
2	9:55:29.075	5:29.075	16 Volcano Motorsport	ESP	Evgenii Leonov	ESP	Evgenii Leonov	ESP	Porsche 992 GT3 Cup	AM	2:31.706	166.2
3	10:00:11.547	10:11.547	22 ZRS Motorsport	ITA	Simone Iaquina	ITA	Ludovico Longoni	ITA	Porsche 992 GT3 Cup	SILVER	2:30.740	167.2
5	10:07:06.258	17:06.258	7 Hans Weijs Motorsport	NLD	Jurriaan de Back	NLD	Paul Meijer	NLD	Porsche 992 GT3 Cup	SILVER	2:27.908	170.4
6	10:09:30.945	19:30.945	7 Hans Weijs Motorsport	NLD	Jurriaan de Back	NLD	Paul Meijer	NLD	Porsche 992 GT3 Cup	SILVER	2:24.687	174.2
7	10:11:53.748	21:53.748	7 Hans Weijs Motorsport	NLD	Jurriaan de Back	NLD	Paul Meijer	NLD	Porsche 992 GT3 Cup	SILVER	2:22.803	176.5





**Spa Francorchamps**  
**GT Cup Europe**  
**Free Practice - 1**  
**Pit Stop Analysis**



**1** Matteo Luvisi Porsche 992 GT3 Cup

SILVER Pietro Delli Guanti FAEMS Team by Ebimotors

N°	In Day Time	In Time	Out Time	Pit Time	T. Pit Time	Handicap	Diff.
1	9:54:28.779	9:54:28.779	9:59:33.420	5:04.641	5:04.641		
2	10:00:13.473	10:00:13.473	10:06:49.485	6:36.012	11:40.653		
3	10:21:44.503	10:21:44.503	10:25:38.601	3:54.098	15:34.751		

**4** Diego Stifter Porsche 992 GT3 Cup

SILVER Lodovico Laurini BiRace Motorsport

N°	In Day Time	In Time	Out Time	Pit Time	T. Pit Time	Handicap	Diff.
1	9:56:58.613	9:56:58.613	10:01:09.947	4:11.334	4:11.334		
2	10:05:25.990	10:05:25.990	10:10:02.744	4:36.754	8:48.088		
3	10:24:42.912	10:24:42.912	10:28:20.470	3:37.558	12:25.646		

**5** Rick van Zijverden Porsche 992 GT3 Cup

AM\* Hans Weijs Hans Weijs Motorsport

N°	In Day Time	In Time	Out Time	Pit Time	T. Pit Time	Handicap	Diff.
1	9:56:17.133	9:56:17.133	10:01:18.085	5:00.952	5:00.952		
2	10:12:59.007	10:12:59.007	10:19:54.739	6:55.732	11:56.684		

**6** Lars Zaenen Porsche 992 GT3 Cup

PROAM\* Fgani A. Salubre Hans Weijs Motorsport

N°	In Day Time	In Time	Out Time	Pit Time	T. Pit Time	Handicap	Diff.
1	9:57:35.787	9:57:35.787	10:04:45.615	7:09.828	7:09.828		
2	10:18:10.793	10:18:10.793	10:21:21.541	3:10.748	10:20.576		

**7** Jurriaan de Back Porsche 992 GT3 Cup

SILVER Paul Meijer Hans Weijs Motorsport

N°	In Day Time	In Time	Out Time	Pit Time	T. Pit Time	Handicap	Diff.
1	9:55:34.302	9:55:34.302	10:00:41.682	5:07.380	5:07.380		
2	10:12:13.884	10:12:13.884	10:20:29.889	8:16.005	13:23.385		

**11** Bernardo Lucas Pinheiro Porsche 992 GT3 Cup

PROAM Flávio Sampaio LMR Motorsport

N°	In Day Time	In Time	Out Time	Pit Time	T. Pit Time	Handicap	Diff.
1	10:07:42.469	10:07:42.469	10:12:19.908	4:37.439	4:37.439		
2	10:20:01.632	10:20:01.632	10:24:22.606	4:20.974	8:58.413		

**14** Alejandro Barambio Porsche 992 GT3 Cup

PROAM Borja García GT Corse

N°	In Day Time	In Time	Out Time	Pit Time	T. Pit Time	Handicap	Diff.
1	9:54:35.434	9:54:35.434	9:59:29.099	4:53.665	4:53.665		
2	10:13:58.632	10:13:58.632	10:19:01.290	5:02.658	9:56.323		
3	10:22:12.751	10:22:12.751	10:26:33.475	4:20.724	14:17.047		

**16** Evgenii Leonov Porsche 992 GT3 Cup

AM Volcano Motorsport

N°	In Day Time	In Time	Out Time	Pit Time	T. Pit Time	Handicap	Diff.
1	9:58:26.242	9:58:26.242	10:04:47.340	6:21.098	6:21.098		
2	10:10:32.378	10:10:32.378	10:18:54.419	8:22.041	14:43.139		

**19** Fernando Navarrete Porsche 992 GT3 Cup

AM Fernando Pedrera Tsunami RT

N°	In Day Time	In Time	Out Time	Pit Time	T. Pit Time	Handicap	Diff.
1	10:01:21.417	10:01:21.417	10:07:11.093	5:49.676	5:49.676		
2	10:16:26.929	10:16:26.929	10:22:43.493	6:16.564	12:06.240		

**22** Simone Iauinta Porsche 992 GT3 Cup

SILVER Ludovico Longoni ZRS Motorsport

N°	In Day Time	In Time	Out Time	Pit Time	T. Pit Time	Handicap	Diff.
1	10:04:03.528	10:04:03.528	10:09:01.647	4:58.119	4:58.119		
2	10:23:29.555	10:23:29.555	10:30:25.479	6:55.924	11:54.043		

**27** Matteo Martinelli Porsche 992 GT3 Cup

SILVER Giacomo Pedrini FAEMS Team by Ebimotors

N°	In Day Time	In Time	Out Time	Pit Time	T. Pit Time	Handicap	Diff.
1	9:54:30.804	9:54:30.804	9:57:45.376	3:14.572	3:14.572		
2	10:04:52.408	10:04:52.408	10:09:37.106	4:44.698	7:59.270		
3	10:24:30.819	10:24:30.819	10:27:44.163	3:13.344	11:12.614		

**44** H. de Mello Porsche 992 GT3 Cup

AM Giacomo Giubergia GDL Racing

N°	In Day Time	In Time	Out Time	Pit Time	T. Pit Time	Handicap	Diff.
1	10:14:28.505	10:14:28.505	10:20:02.736	5:34.231	5:34.231		

**77** José Barros Porsche 992 GT3 Cup

SILVER AF Motorsport

N°	In Day Time	In Time	Out Time	Pit Time	T. Pit Time	Handicap	Diff.
1	9:59:55.539	9:59:55.539	10:05:46.318	5:50.779	5:50.779		
2	10:14:14.985	10:14:14.985	10:19:32.209	5:17.224	11:08.003		
3	10:27:43.780	10:27:43.780	10:34:29.082	6:45.302	17:53.305		

**87** Nelson Monteiro jr Porsche 992 GT3 Cup

AM Nelson Marcondes GDL Racing

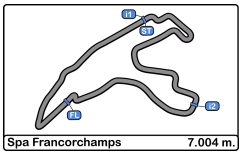
N°	In Day Time	In Time	Out Time	Pit Time	T. Pit Time	Handicap	Diff.
1	10:04:50.700	10:04:50.700	10:08:43.931	3:53.231	3:53.231		
2	10:16:10.230	10:16:10.230	10:21:05.812	4:55.582	8:48.813		

**911** Leandro Martins Porsche 992 GT3 Cup

AM Dieter Svepes LMR Motorsport

N°	In Day Time	In Time	Out Time	Pit Time	T. Pit Time	Handicap	Diff.
1	9:58:03.344	9:58:03.344	10:04:16.173	6:12.829	6:12.829		
2	10:15:37.538	10:15:37.538	10:19:17.669	3:40.131	9:52.960		
3	10:27:21.003	10:27:21.003	10:34:08.295	6:47.292	16:40.252		





**Spa Francorchamps**  
**GT Cup Europe**  
**Free Practice - 1**  
**Weather Report**

