

Autodromo Int. do Algarve

GT Cup Europe

Free Practice - 1

Provisional Results

Autodromo do Algarve 4.653 m.



Cls	Nº	Entrant/Team	Nat	Driver 1	Nat	Driver 2	Nat	Vehicle	Cat	Cls	Laps	Best	Time	Gap	Interval	Km/h
1	7	Hans Weijs Motorsport	NLD	Jurriaan de Back	NLD	Paul Meijer	NLD	Porsche 992 GT3 Cup	SILVER	1	20	19	1:44.374			160.4
2	1	FAEMS Team by Ebimotors	ITA	Matteo Luvisi	ITA	Pietro Delli Guanti	ITA	Porsche 992 GT3 Cup	SILVER	2	21	10	1:45.152	0.778	0.778	159.3
3	14	GT Corse	ESP	Alejandro Barambio Perea	ESP	Borja García	ESP	Porsche 992 GT3 Cup	PROAM	1	16	4	1:45.379	1.005	0.227	158.9
4	22	ZRS Motorsport	ITA	Niccolò Schirò	ITA	Ludovico Longoni	ITA	Porsche 992 GT3 Cup	SILVER	3	25	5	1:45.676	1.302	0.297	158.5
5	4	BiRace Motorsport	ITA	Diego Stifter	ITA	Lodovico Laurini	ITA	Porsche 992 GT3 Cup	SILVER	4	22	17	1:45.822	1.448	0.146	158.2
6	11	LMR Motorsport	PRT	Bernardo Lucas Pinheiro	PRT	Flávio Sampaio	BRA	Porsche 992 GT3 Cup	PROAM	2	22	19	1:45.977	1.603	0.155	158.0
7	5	Hans Weijs Motorsport	NLD	Rick van Zijverden	NLD	Hans Weijs	NLD	Porsche 992 GT3 Cup	AM*	1	21	19	1:46.005	1.631	0.028	158.0
8	27	FAEMS Team by Ebimotors	ITA	Matteo Martinelli	ITA	Giacomo Pedrini	ITA	Porsche 992 GT3 Cup	SILVER	5	24	22	1:46.103	1.729	0.098	157.8
9	44	GDL Racing	SMR	(Cássio) H. de Mello	BRA	Giacomo Giubergia	ITA	Porsche 992 GT3 Cup	AM	2	21	14	1:46.198	1.824	0.095	157.7
10	6	Hans Weijs Motorsport	NLD	Lars Zaenen	BEL	Fgani A. Salubre	PHL	Porsche 992 GT3 Cup	PROAM*	3	22	14	1:46.203	1.829	0.005	157.7
11	21	Camil Perian / RO1 Racing	ROU	Camil Perian	ROU	Florin Tincescu	ROU	Porsche 992 GT3 Cup	PROAM	4	23	9	1:46.668	2.294	0.465	157.0
12	911	LMR Motorsport	PRT	Leandro Martins	BRA	Dieter Svepes	AUT	Porsche 992 GT3 Cup	AM	3	22	10	1:46.707	2.333	0.039	156.9
13	19	Tsunami RT	SMR	Fernando Navarrete	ESP	Fernando Pedrera	ESP	Porsche 992 GT3 Cup	AM	4	20	3	1:46.775	2.401	0.068	156.8
14	87	GDL Racing	SMR	Nelson Monteiro jr	BRA	Nelson Marcondes	BRA	Porsche 992 GT3 Cup	AM	5	18	16	1:46.989	2.615	0.214	156.5
15	10	AF Motorsport	PRT	Felipe Massa	BRA	Leonardo Reis	BRA	Porsche 992 GT3 Cup	PROAM*	5	23	4	1:47.019	2.645	0.030	156.5
16	119	Scuderia Villorba Corse	ITA	Mark Stansfield	GBR	Michele Merendino	ITA	Lamborghini Huracan ST EVO2	AM	6	24	10	1:48.442	4.068	1.423	154.4
17	77	AF Motorsport	PRT	José Barros	PRT		BRA	Porsche 992 GT3 Cup	SILVER	6	7	4	1:48.708	4.334	0.266	154.0

Published at:.....

Track Temp: 25.3 °C Air Temp: 25.4 °C Humidity: 36 % Track Status: DRY

Race Director:

Alessandro Ferrari

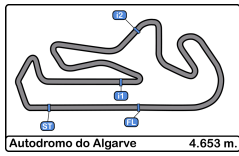
ACI DGA 392080

Timekeeper:

Luis Garcia

JOB-2654-ESP/M





Autodromo Int. do Algarve

GT Cup Europe

Free Practice - 1

Track Limit



The Stewards, having received a report from Race Director, have considered the following matter and determine the following:

**Session** Free Practice - 1

**Fact** The cars below did not use the track at the turns listed below

**Infringement** Breach of Appendix L Chapter IV Article 2 c) of the FIA International Sporting Code and Article 19.4/19.5 of the Sporting Regulations.

**Decision** Deletion of the lap times shown in accordance with Article 12.4.1.e of the FIA International Sporting Code.

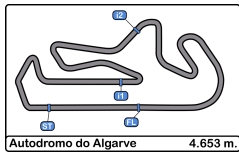
**Note**

- Certain decisions of the Stewards are subject to appeal (Article 15 of the FIA International Sporting Code).
- These penalties are not subject to appeal Article.12.3.4 of the FIA International Sporting Code and Article 16.5 of the Sporting Regulations.
- According to Article.12.3.3.b of the FIA International Sporting Code these decisions become immediately binding even in case of an appeal.

Ord	Turn	Nº Driver	Entrant/Team	Time of Day	Lap Time
1	1	19 Navarrete - Pedrera	Tsunami RT	10:25:32.279	1:47.838
2	4	6 Zaenen - Salubre	Hans Weijs Motorsport	10:26:44.003	1:48.494
3	1	27 Martinelli - Pedrini	FAEMS Team by Ebimotors	10:27:06.326	1:52.806
4	15 +	10 Massa - Reis	AF Motorsport	10:28:14.282	1:52.977
5	1	19 Navarrete - Pedrera	Tsunami RT	10:29:05.350	1:46.296
6	1	911 Martins - Svepes	LMR Motorsport	10:29:29.638	1:49.460
7	1	22 Schirò - Longoni	ZRS Motorsport	10:29:40.542	1:52.949
8	1	14 Perea - García	GT Corse	10:30:12.449	1:45.493
9	1	6 Zaenen - Salubre	Hans Weijs Motorsport	10:30:17.632	1:46.758
10	1	27 Martinelli - Pedrini	FAEMS Team by Ebimotors	10:30:39.852	1:46.298
11	1	5 van Zijverden - Weijs	Hans Weijs Motorsport	10:30:54.312	1:46.901
12	4	7 de Back - Meijer	Hans Weijs Motorsport	10:31:43.019	1:46.511
13	15 L	10 Massa - Reis	AF Motorsport	10:31:47.992	1:46.691
14	15 +	6 Zaenen - Salubre	Hans Weijs Motorsport	10:32:04.971	1:47.339
15	4	14 Perea - García	GT Corse	10:32:41.589	2:29.140
16	1	119 Stansfield - Merendino	Scuderia Villorba Corse	10:33:11.720	2:20.187
17	1	21 Perian - Tincescu	Camil Perian / RO1 Racing	10:34:42.733	3:01.109
18	1	7 de Back - Meijer	Hans Weijs Motorsport	10:34:44.524	3:01.505
19	5	119 Stansfield - Merendino	Scuderia Villorba Corse	10:38:12.539	1:49.638
20	1	911 Martins - Svepes	LMR Motorsport	10:38:33.592	1:47.469
21	4	7 de Back - Meijer	Hans Weijs Motorsport	10:38:35.709	3:51.185
22	1	22 Schirò - Longoni	ZRS Motorsport	10:38:41.636	1:45.936
23	1	27 Martinelli - Pedrini	FAEMS Team by Ebimotors	10:39:49.255	1:46.008
24	4	14 Perea - García	GT Corse	10:39:53.720	3:32.270
25	4	19 Navarrete - Pedrera	Tsunami RT	10:40:09.966	1:46.515
26	15	4 Stifter - Laurini	BiRace Motorsport	10:40:12.298	1:46.922
27	15 +N	911 Martins - Svepes	LMR Motorsport	10:40:19.948	1:46.356
28	4	7 de Back - Meijer	Hans Weijs Motorsport	10:40:21.446	1:45.737
29	1	22 Schirò - Longoni	ZRS Motorsport	10:40:27.730	1:46.094
30	1	21 Perian - Tincescu	Camil Perian / RO1 Racing	10:40:47.990	1:47.055
31	1	27 Martinelli - Pedrini	FAEMS Team by Ebimotors	10:41:34.829	1:45.574
32	4	1 Luvisi - Delli Guanti	FAEMS Team by Ebimotors	10:41:37.777	1:45.205
33	4	19 Navarrete - Pedrera	Tsunami RT	10:41:56.115	1:46.149
34	1	5 van Zijverden - Weijs	Hans Weijs Motorsport	10:42:11.063	2:03.393
35	1	119 Stansfield - Merendino	Scuderia Villorba Corse	10:43:39.000	1:48.574
36	1	19 Navarrete - Pedrera	Tsunami RT	10:43:41.994	1:45.879
37	4	6 Zaenen - Salubre	Hans Weijs Motorsport	10:44:46.508	1:53.737
38	1	119 Stansfield - Merendino	Scuderia Villorba Corse	10:45:26.766	1:47.766
39	1	19 Navarrete - Pedrera	Tsunami RT	10:45:53.979	2:11.985

The Stewards:





The Stewards, having received a report from Race Director, have considered the following matter and determine the following:

**Session** Free Practice - 1

**Fact** The cars below did not use the track at the turns listed below

**Infringement** Breach of Appendix L Chapter IV Article 2 c) of the FIA International Sporting Code and Article 19.4/19.5 of the Sporting Regulations.

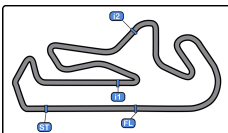
**Decision** Deletion of the lap times shown in accordance with Article 12.4.1.e of the FIA International Sporting Code.

**Note**

- Certain decisions of the Stewards are subject to appeal (Article 15 of the FIA International Sporting Code).
- These penalties are not subject to appeal Article.12.3.4 of the FIA International Sporting Code and Article 16.5 of the Sporting Regulations.
- According to Article.12.3.3.b of the FIA International Sporting Code these decisions become immediately binding even in case of an appeal.

Ord	Turn	Nº Driver	Entrant/Team	Time of Day	Lap Time
40	15	911 Martins - Svepes	LMR Motorsport	10:46:49.663	2:51.255
41	1	14 Perea - Garcia	GT Corse	10:47:07.613	1:54.124
42	5	119 Stansfield - Merendino	Scuderia Villorba Corse	10:47:21.865	1:55.099
43	1	27 Martinelli - Pedrini	FAEMS Team by Ebimotors	10:48:19.500	1:46.933
44	1	911 Martins - Svepes	LMR Motorsport	10:48:36.576	1:46.913
45	1	4 Stifter - Laurini	BiRace Motorsport	10:49:23.043	2:04.174
46	1	7 de Back - Meijer	Hans Weijs Motorsport	10:49:23.323	1:44.979
47	1	5 van Zijverden - Weijs	Hans Weijs Motorsport	10:49:31.015	1:46.824
48	15	10 Massa - Reis	AF Motorsport	10:50:47.363	1:47.526
49	0	87 Monteiro jr - Marcondes	GDL Racing	10:54:57.524	1:47.003
50	1	87 Monteiro jr - Marcondes	GDL Racing	10:56:44.734	1:47.210
51	1	19 Navarrete - Pedrera	Tsunami RT	10:56:50.391	1:48.600
52	1	21 Perian - Tincescu	Camil Perian / RO1 Racing	10:57:08.449	1:49.910
53	5	119 Stansfield - Merendino	Scuderia Villorba Corse	10:57:09.223	1:49.492
54	1	911 Martins - Svepes	LMR Motorsport	10:57:19.686	1:46.531
55	1	22 Schirò - Longoni	ZRS Motorsport	10:58:19.687	1:46.275
56	0	77 José Barros	AF Motorsport	10:59:51.359	10:59:51.359
57	1	87 Monteiro jr - Marcondes	GDL Racing	11:00:18.449	1:46.726
58	4	77 José Barros	AF Motorsport	11:01:39.011	1:47.652
59	15	44 H. de Mello - Giubergia	GDL Racing	11:01:57.862	3:21.168
60	1	27 Martinelli - Pedrini	FAEMS Team by Ebimotors	11:02:34.207	1:47.206
61	4	77 José Barros	AF Motorsport	11:03:26.388	1:47.377
62	4	22 Schirò - Longoni	ZRS Motorsport	11:05:24.852	1:46.107
63	15	911 Martins - Svepes	LMR Motorsport	11:06:22.302	1:46.811
64	4	77 José Barros	AF Motorsport	11:07:02.985	1:47.889
65	x15	10 Massa - Reis	AF Motorsport	11:08:32.512	2:04.625
66	15	77 José Barros	AF Motorsport	11:08:50.899	1:47.914
67	4	10 Massa - Reis	AF Motorsport	11:10:20.729	1:48.217
68	1	21 Perian - Tincescu	Camil Perian / RO1 Racing	11:10:29.069	1:48.986
69	4	119 Stansfield - Merendino	Scuderia Villorba Corse	11:10:33.391	2:04.039
70	1	1 Luvisi - Delli Guanti	FAEMS Team by Ebimotors	11:10:36.056	1:51.769
71	4	77 José Barros	AF Motorsport	11:10:53.955	2:03.056

The Stewards:



Autodromo Int. do Algarve

GT Cup Europe

Free Practice - 1

Provisional Results by Category



Autodromo do Algarve 4.653 m.

SILVER																
Cls	Nº	Entrant/Team	Nat	Driver 1	Nat	Driver 2	Nat	Vehicle	Cat	Cls	Laps	Best	Time	Gap	Interval	Km/h
1	7	Hans Weijs Motorsport	NLD	Jurriaan de Back	NLD	Paul Meijer	NLD	Porsche 992 GT3 Cup	SILVER	1	20	19	1:44.374			160.4
2	1	FAEMS Team by Ebimotors	ITA	Matteo Luvisi	ITA	Pietro Delli Guanti	ITA	Porsche 992 GT3 Cup	SILVER	2	21	10	1:45.152	0.778	0.778	159.3
3	22	ZRS Motorsport	ITA	Niccolò Schirò	ITA	Ludovico Longoni	ITA	Porsche 992 GT3 Cup	SILVER	3	25	5	1:45.676	1.302	0.524	158.5
4	4	BiRace Motorsport	ITA	Diego Stifter	ITA	Lodovico Laurini	ITA	Porsche 992 GT3 Cup	SILVER	4	22	17	1:45.822	1.448	0.146	158.2
5	27	FAEMS Team by Ebimotors	ITA	Matteo Martinelli	ITA	Giacomo Pedrini	ITA	Porsche 992 GT3 Cup	SILVER	5	24	22	1:46.103	1.729	0.281	157.8
6	77	AF Motorsport	PRT	José Barros	PRT			Porsche 992 GT3 Cup	SILVER	6	7	4	1:48.708	4.334	2.605	154.0

PROAM																
Cls	Nº	Entrant/Team	Nat	Driver 1	Nat	Driver 2	Nat	Vehicle	Cat	Cls	Laps	Best	Time	Gap	Interval	Km/h
1	14	GT Corse	ESP	Alejandro Barambio Perea	ESP	Borja García	ESP	Porsche 992 GT3 Cup	PROAM	1	16	4	1:45.379			158.9
2	11	LMR Motorsport	PRT	Bernardo Lucas Pinheiro	PRT	Flávio Sampaio	BRA	Porsche 992 GT3 Cup	PROAM	2	22	19	1:45.977	0.598	0.598	158.0
3	6	Hans Weijs Motorsport	NLD	Lars Zaenen	BEL	Fgani A. Salubre	POL	Porsche 992 GT3 Cup	PROAM*	3	22	14	1:46.203	0.824	0.226	157.7
4	21	Camil Perian / RO1 Racing	ROU	Camil Perian	ROU	Florin Tincescu	ROU	Porsche 992 GT3 Cup	PROAM	4	23	9	1:46.668	1.289	0.465	157.0
5	10	AF Motorsport	PRT	Felipe Massa	BRA	Leonardo Reis	BRA	Porsche 992 GT3 Cup	PROAM*	5	23	4	1:47.019	1.640	0.351	156.5

AM																
Cls	Nº	Entrant/Team	Nat	Driver 1	Nat	Driver 2	Nat	Vehicle	Cat	Cls	Laps	Best	Time	Gap	Interval	Km/h
1	5	Hans Weijs Motorsport	NLD	Rick van Zijverden	NLD	Hans Weijs	NLD	Porsche 992 GT3 Cup	AM*	1	21	19	1:46.005			158.0
2	44	GDL Racing	BRA	(Cássio) H. de Mello	BRA	Giacomo Giubergia	ITA	Porsche 992 GT3 Cup	AM	2	21	14	1:46.198	0.193	0.193	157.7
3	911	LMR Motorsport	PRT	Leandro Martins	BRA	Dieter Svepes	AUT	Porsche 992 GT3 Cup	AM	3	22	10	1:46.707	0.702	0.509	156.9
4	19	Tsunami RT	SMR	Fernando Navarrete	ESP	Fernando Pedrera	ESP	Porsche 992 GT3 Cup	AM	4	20	3	1:46.775	0.770	0.068	156.8
5	87	GDL Racing	SMR	Nelson Monteiro jr	BRA	Nelson Marcondes	BRA	Porsche 992 GT3 Cup	AM	5	18	16	1:46.989	0.984	0.214	156.5
6	119	Scuderia Villorba Corse	ITA	Mark Stansfield	GBR	Michele Merendino	ITA	Lamborghini Huracan ST EVO2	AM	6	24	10	1:48.442	2.437	1.453	154.4

Published at:.....

Track Temp: 25.3 °C Air Temp: 25.4 °C Humidity: 36 % Track Status: DRY

Race Director:

Alessandro Ferrari

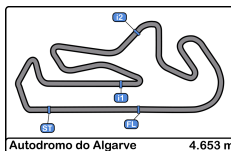
ACI DGA 392080

Timekeeper:

Luis Garcia

JOB-2654-ESP/M





Autodromo Int. do Algarve  
GT Cup Europe  
Free Practice - 1  
Lap Analysis

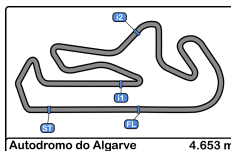


Autodromo do Algarve 4.653 m.

1							5								
Matteo Luvisi							Rick van Zijverden								
SILVER							Hans Weijs								
Pietro Delli Guanti							Hans Weijs Motorsport								
FAEMS Team by Ebimotors							AM*								
Lap	D	Time	Sector 1	Sector 2	Sector 3	T. Spd	Elapsed	Lap	D	Time	Sector 1	Sector 2	Sector 3	T. Spd	Elapsed
1		10:25:17.512	10:23:56.376	38.538	42.598		10:25:17.512	1		10:23:04.739	10:21:24.168	47.151	53.420		10:23:04.739
2		2:00.206 P	36.097	35.026	49.083	215.5	10:27:17.718	2		2:12.895	46.529	41.416	44.950	133.1	10:25:17.634
3		3:13.159	1:55.542	33.773	43.844		10:30:30.877	3		2:02.512	40.083	37.783	44.646	209.7	10:27:20.146
4		1:45.647	33.174	33.409	39.064	264.0	10:32:16.524	4		1:47.265	33.844	34.079	39.342	260.8	10:29:07.411
5		3:55.045	1:06.997	1:20.804	1:27.244	80.2	10:36:11.569	5		<del>4:46.904</del>	33.459	33.857	39.585	263.4	10:30:54.312
6		1:48.436	35.380	33.724	39.332	244.3	10:38:00.005	6		2:16.578 P	33.384	34.945	1:08.249	264.0	10:33:10.890
7		1:52.567	37.259	35.745	39.563	265.3	10:39:52.572	7		5:09.834	3:54.899	35.056	39.879		10:38:20.724
8		<del>4:45.205</del>	33.010	33.237	<b>38.958</b>	266.0	10:41:37.777	8		1:46.946	33.426	33.886	39.634	264.0	10:40:07.670
9		1:45.325	32.961	33.270	39.094	266.6	10:43:23.102	9		<del>2:03.393</del>	33.185	33.679	56.529	264.7	10:42:11.063
10		<b>1:45.152</b>	<b>32.915</b>	<b>33.192</b>	39.045	264.7	10:45:08.254	10		1:58.562 P	36.710	34.215	47.637	232.2	10:44:09.625
11		1:55.264 P	34.172	34.908	46.184	266.0	10:47:03.518	11		3:34.566	2:21.058	34.136	39.372		10:47:44.191
12		6:19.729	5:06.974	33.547	39.208		10:53:23.247	12		<del>1:46.824</del>	33.386	33.794	39.644	264.0	10:49:31.015
13		1:45.574	33.045	33.339	39.190	264.7	10:55:08.821	13		1:46.452	33.444	33.654	39.354	264.7	10:51:17.467
14		1:52.089 P	33.274	33.989	44.826	263.4	10:57:00.910	14		1:52.079 P	33.276	33.735	45.068	264.0	10:53:09.546
15		2:55.103	1:41.924	33.849	39.330		10:59:56.013	15		4:15.593	2:45.206	42.280	48.107		10:57:25.139
16		1:45.873	33.399	33.396	39.078	263.4	11:01:41.886	16		2:03.964	42.999	37.445	43.520	191.8	10:59:29.103
17		1:45.722	33.120	33.263	39.339	265.3	11:03:27.608	17		1:54.430	39.044	35.662	39.724	201.4	11:01:23.533
18		1:45.669	32.993	33.493	39.183	265.3	11:05:13.277	18		1:46.377	33.375	33.774	39.228	260.8	11:03:09.910
19		1:45.449	32.996	33.253	39.200	263.4	11:06:58.726	19		<b>1:46.005</b>	33.135	33.733	<b>39.137</b>	262.1	11:04:55.915
20		1:45.561	33.194	33.273	39.094	265.3	11:08:44.287	20		1:52.290	<b>33.011</b>	34.113	45.166	262.1	11:06:48.205
21		<del>4:54.769</del> P	33.135	33.480	45.154	265.3	11:10:36.056	21		1:51.706 P	33.212	<b>33.622</b>	44.872	261.5	11:08:39.911

4							6								
Diego Stifter							Lars Zaenen								
SILVER							Hans Weijs Motorsport								
Lodovico Laurini							Fgani A. Salubre								
BiRace Motorsport							PROAM*								
Lap	D	Time	Sector 1	Sector 2	Sector 3	T. Spd	Elapsed	Lap	D	Time	Sector 1	Sector 2	Sector 3	T. Spd	Elapsed
1		10:23:07.231	10:21:34.364	44.093	48.774		10:23:07.231	1		10:22:50.165	10:21:18.430	45.099	46.636		10:22:50.165
2		2:19.516	46.947	39.792	52.777	114.4	10:25:26.747	2		2:05.344	44.908	37.737	42.699	177.3	10:24:55.509
3		1:49.336	33.683	33.633	42.020	261.5	10:27:16.083	3		<del>1:48.494</del>	34.606	34.274	39.614	257.7	10:26:44.003
4		1:45.964	33.083	33.587	<b>39.294</b>	261.5	10:29:02.047	4		1:46.871	33.862	33.592	39.417	261.5	10:28:30.874
5		1:46.768	33.660	33.683	39.425	264.7	10:30:48.815	5		<del>1:46.758</del>	33.639	33.825	<b>39.294</b>	263.4	10:30:17.632
6		1:58.160 P	33.083	33.512	51.565	262.7	10:32:46.975	6		<del>1:47.339</del>	33.474	33.777	40.088	263.4	10:32:04.971
7		5:38.401	4:23.443	34.991	39.967		10:38:25.376	7		3:27.277 P	1:10.176	1:01.212	1:15.889	79.8	10:35:32.248
8		<del>1:46.922</del>	33.303	33.994	39.625	266.0	10:40:12.298	8		3:47.279	2:33.033	34.137	40.109		10:39:19.527
9		1:47.016	33.478	33.828	39.710	262.1	10:41:59.314	9		1:46.776	33.432	33.877	39.467	262.7	10:41:06.303
10		1:46.573	33.347	33.781	39.445	264.7	10:43:45.887	10		1:46.468	33.292	33.767	39.409	263.4	10:42:52.771
11		1:46.394	33.274	33.635	39.485	264.7	10:45:32.281	11		<del>1:53.737</del> P	34.460	34.092	45.185	264.0	10:44:46.508
12		1:46.588	33.234	33.843	39.511	263.4	10:47:18.869	12		3:35.525	2:21.952	34.028	39.545		10:48:22.033
13		<del>2:04.174</del> P	34.993	40.120	49.061	264.7	10:49:23.043	13		1:46.713	33.475	33.652	39.586	264.7	10:50:08.746
14		7:04.619	5:27.495	44.553	52.571		10:56:27.662	14		<b>1:46.203</b>	33.394	33.472	39.337	264.7	10:51:54.949
15		2:20.548	54.557	43.625	42.366	124.8	10:58:48.210	15		1:46.244	33.245	33.566	39.433	266.0	10:53:41.193
16		1:47.717	33.257	35.113	39.347	264.7	11:00:35.927	16		1:53.534 P	33.602	34.064	45.868	265.3	10:55:34.727
17		<b>1:45.822</b>	<b>33.076</b>	<b>33.354</b>	39.392	264.7	11:02:21.749	17		3:38.178	2:11.822	39.514	46.842		10:59:12.905
18		1:46.238	33.201	33.517	39.520	264.0	11:04:07.987	18		1:59.048	41.696	36.470	40.882	179.1	11:01:11.953
19		1:53.080 P	33.901	34.190	44.989	264.0	11:06:01.067	19		1:53.716	37.237	37.039	39.440	182.7	11:03:05.669
20		2:24.027	1:08.279	35.122	40.626		11:08:25.094	20		1:53.711 P	<b>33.090</b>	33.498	47.123	263.4	11:04:59.380
21		1:46.360	33.331	33.642	39.387	261.5	11:10:11.454	21		3:15.615	2:01.773	34.345	39.497		11:08:14.995
22		2:36.448 P	42.888	52.041	1:01.519	266.0	11:12:47.902	22		1:52.469 P	33.314	<b>33.442</b>	45.713	260.8	11:10:07.464





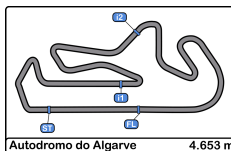
**Autodromo Int. do Algarve**  
**GT Cup Europe**  
**Free Practice - 1**  
**Lap Analysis**



7						11									
SILVER			Paul Meijer			Hans Weijts Motorsport			PROAM			Flávio Sampaio			
Lap	D	Time	Sector 1	Sector 2	Sector 3	T. Spd	Elapsed	Lap	D	Time	Sector 1	Sector 2	Sector 3	T. Spd	Elapsed
1		10:22:34.812	10:20:56.872	49.830	48.110		10:22:34.812	1		10:23:32.786	10:22:03.936	41.750	47.100		10:23:32.786
2		2:03.144	41.835	40.779	40.530	135.1	10:24:37.956	2		2:07.409	42.207	39.670	45.532	194.2	10:25:40.195
3		1:47.265	33.945	33.863	39.457	260.8	10:26:25.221	3		2:01.836	39.118	39.052	43.666	228.3	10:27:42.031
4		1:45.763	33.253	33.314	39.196	261.5	10:28:10.984	4		1:52.327	35.410	35.198	41.719	255.9	10:29:34.358
5		1:45.524	33.254	33.042	39.228	262.7	10:29:56.508	5		1:50.184	34.628	34.575	40.981	260.2	10:31:24.542
6		<del>1:46.544</del>	33.129	33.669	39.713	264.0	10:31:43.019	6		2:44.240	34.202	54.764	1:15.274	260.8	10:34:08.782
7		<del>3:01.505</del> P	43.709	1:01.557	1:16.239	264.7	10:34:44.524	7		3:08.355	1:14.984	1:01.968	51.403	79.9	10:37:17.137
8		<del>3:51.185</del>	2:30.099	34.097	46.989		10:38:35.709	8		5:06.469	3:38.518	41.451	46.500		10:42:23.606
9		<del>1:45.737</del>	32.981	33.532	39.224	265.3	10:40:21.446	9		2:00.708	40.092	36.421	44.195	157.6	10:44:24.314
10		1:45.860	33.006	33.653	39.201	266.0	10:42:07.306	10		1:53.976	37.180	35.019	41.777	180.3	10:46:18.290
11		1:57.163	34.557	35.413	47.193	246.0	10:44:04.469	11		1:51.988	35.436	34.963	41.589	257.1	10:48:10.278
12		3:33.875	2:18.688	33.761	41.426		10:47:38.344	12		1:57.313	34.514	34.585	48.214	259.6	10:50:07.591
13		<del>1:44.979</del>	32.982	33.055	38.942	264.0	10:49:23.323	13		5:51.333	4:35.521	34.980	40.832		10:55:58.924
14		1:54.356	32.804	33.103	48.449	265.3	10:51:17.679	14		1:46.622	33.556	33.828	39.238	260.2	10:57:45.546
15		5:20.485	3:50.874	42.928	46.683		10:56:38.164	15		1:46.289	33.421	33.516	39.352	262.7	10:59:31.835
16		1:59.845	43.084	36.544	40.217	189.8	10:58:38.009	16		1:46.108	33.407	33.530	39.171	262.7	11:01:17.943
17		2:04.858	39.021	42.770	43.067	152.5	11:00:42.867	17		1:46.185	33.380	33.652	39.153	262.7	11:03:04.128
18		1:44.403	<u>32.685</u>	32.979	38.739	264.7	11:02:27.270	18		1:50.358	33.269	33.795	43.294	263.4	11:04:54.486
19		<u>1:44.374</u>	32.741	<u>32.951</u>	<u>38.682</u>	264.0	11:04:11.644	19		<u>1:45.977</u>	33.275	33.593	<u>39.109</u>	260.8	11:06:40.463
20		1:56.945	32.811	34.409	49.725	264.0	11:06:08.589	20		1:46.871	<u>33.126</u>	33.554	40.191	262.7	11:08:27.334

10						14									
PROAM*			Leonardo Reis			AF Motorsport			PROAM			Alejandro Barambio Perea			
Lap	D	Time	Sector 1	Sector 2	Sector 3	T. Spd	Elapsed	Lap	D	Time	Sector 1	Sector 2	Sector 3	T. Spd	Elapsed
1		10:23:15.037	10:21:42.336	40.072	52.629		10:23:15.037								
2		3:06.268	1:48.748	36.587	40.933		10:26:21.305								
3		<del>1:52.977</del>	38.466	34.438	40.073	178.8	10:28:14.282	1		10:22:42.945	10:21:17.046	40.820	45.079		10:22:42.945
4		<u>1:47.019</u>	33.658	33.834	39.527	262.1	10:30:01.301	2		2:08.960	45.022	40.564	43.374	148.7	10:24:51.905
5		<del>1:46.694</del>	<u>33.450</u>	33.813	<u>39.428</u>	264.0	10:31:47.992	3		1:49.672	34.741	34.720	40.211	259.6	10:26:41.577
6		2:59.596	40.694	1:01.827	1:17.075	264.0	10:34:47.588	4		<u>1:45.379</u>	33.023	33.400	<u>38.956</u>	263.4	10:28:26.956
7		5:12.400	3:52.693	38.110	41.597		10:39:59.988	5		<del>1:45.493</del>	<u>33.003</u>	<u>33.150</u>	39.340	266.0	10:30:12.449
8		1:49.313	34.632	34.483	40.198	260.8	10:41:49.301	6		<del>2:29.140</del>	33.529	45.672	1:09.939	266.0	10:32:41.589
9		1:47.536	33.803	33.693	40.040	264.0	10:43:36.837	7		3:39.861	1:20.443	1:03.491	1:15.927	79.3	10:36:21.450
10		1:47.298	33.695	33.621	39.982	263.4	10:45:24.135	8		<del>3:32.270</del>	2:17.619	34.362	40.289		10:39:53.720
11		1:48.152	34.147	33.791	40.214	265.3	10:47:12.287	9		1:46.669	33.578	33.492	39.599	264.7	10:41:40.389
12		1:47.550	33.822	33.888	39.840	263.4	10:48:59.837	10		1:46.632	33.323	33.585	39.724	265.3	10:43:27.021
13		<del>1:47.526</del>	33.605	33.721	40.200	266.0	10:50:47.363	11		1:46.468	33.223	33.544	39.701	264.7	10:45:13.489
14		1:53.426	33.859	33.881	45.686	262.1	10:52:40.789	12		<del>1:54.124</del>	33.335	33.447	47.342	264.7	10:47:07.613
15		4:34.705	3:19.192	35.005	40.508		10:57:15.494	13		5:54.919	4:36.545	37.678	40.696		10:53:02.532
16		1:49.364	34.705	34.539	40.120	262.1	10:59:04.858	14		1:47.259	33.540	33.801	39.918	264.7	10:54:49.791
17		1:47.838	33.674	33.903	40.261	262.7	11:00:52.696	15		1:46.764	33.391	33.509	39.864	263.4	10:56:36.555
18		1:47.067	33.536	<u>33.501</u>	40.030	263.4	11:02:39.763	16		1:59.296	33.665	34.001	51.630	264.0	10:58:35.851
19		1:47.715	33.639	33.573	40.503	263.4	11:04:27.478								
20		2:00.409	33.860	36.304	50.245	262.7	11:06:27.887								
21		<del>2:04.625</del>	34.538	42.572	47.515	260.8	11:08:32.512								
22		<del>1:48.217</del>	33.845	34.234	40.138	263.4	11:10:20.729								
23		1:54.859	33.749	34.801	46.309	264.0	11:12:15.588								





Autodromo Int. do Algarve

GT Cup Europe

Free Practice - 1

Lap Analysis



GT Cup Europe

19 Fernando Navarrete Porsche 992 GT3 Cup 22 Niccolò Schirò Porsche 992 GT3 Cup

Table with columns: Lap D, Time, Sector 1, Sector 2, Sector 3, T. Spd, Elapsed. Rows 1-20 for drivers AM, Fernando Pedrera, and Tsunami RT.

21 Camil Perian Porsche 992 GT3 Cup

PROAM Florin Tincescu Camil Perian / RO1 Racing

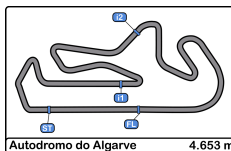
Table with columns: Lap D, Time, Sector 1, Sector 2, Sector 3, T. Spd, Elapsed. Rows 1-5 for driver PROAM.

27 Matteo Martinelli Porsche 992 GT3 Cup

SILVER Giacomo Pedrini FAEMS Team by Ebimotors

Table with columns: Lap D, Time, Sector 1, Sector 2, Sector 3, T. Spd, Elapsed. Rows 1-24 for driver SILVER.





Autodromo Int. do Algarve  
GT Cup Europe  
Free Practice - 1  
Lap Analysis



**GT Cup**  
Europe

44

(Cássio) H. de Mello

Porsche 992 GT3 Cup 119

Mark Stansfield

Lamborghini Huracan ST EVO2

AM

Giacomo Giubergia

GDL Racing

AM

Michele Merendino

Scuderia Villorba Corse

Lap	D	Time	Sector 1	Sector 2	Sector 3	T. Spd	Elapsed	Lap	D	Time	Sector 1	Sector 2	Sector 3	T. Spd	Elapsed
1		10:23:50.479	10:22:25.630	40.007	44.842		10:23:50.479	1		10:23:16.369	10:21:40.530	43.076	52.763		10:23:16.369
2		1:53.485	35.678	35.815	41.992	255.3	10:25:43.964	2		2:04.015	42.853	37.150	44.012	167.1	10:25:20.384
3		1:48.947	34.334	34.570	40.043	260.2	10:27:32.911	3		1:51.423	35.831	34.640	40.952	252.3	10:27:11.807
4		1:46.775	33.449	33.474	39.852	262.1	10:29:19.686	4		1:49.581	34.005	34.379	41.197	260.2	10:29:01.388
5		1:46.365	33.218	33.516	39.631	263.4	10:31:06.051	5		1:50.145	33.893	35.279	40.973	259.6	10:30:51.533
6		2:27.693	33.429	38.923	1:15.341	264.0	10:33:33.744	6		<del>2:20.187</del>	33.733	34.434	1:12.020	262.1	10:33:11.720
7		3:05.195	1:13.428	1:01.795	49.972	79.6	10:36:38.939	7		3:11.181	1:14.244	1:02.666	54.271	79.0	10:36:22.901
8		1:48.192	33.643	34.312	40.237	259.6	10:38:27.131	8		<del>1:40.638</del>	34.246	34.563	40.829	260.2	10:38:12.539
9		1:47.208	33.439	33.918	39.851	265.3	10:40:14.339	9		1:49.445	33.861	34.446	41.138	262.1	10:40:01.984
10		1:55.524 P	35.161	34.158	46.205	266.6	10:42:09.863	10		1:48.442	33.617	34.470	40.355	264.7	10:41:50.426
11		5:22.945	4:01.712	37.433	43.800		10:47:32.808	11		<del>1:48.574</del>	33.730	34.394	40.450	264.7	10:43:39.000
12		1:56.936	35.854	38.338	42.744	253.5	10:49:29.744	12		<del>1:47.766</del>	33.410	34.070	40.286	263.4	10:45:26.766
13		1:51.225	33.782	36.087	41.356	262.1	10:51:20.969	13		<del>1:55.099 P</del>	33.690	34.394	47.015	262.1	10:47:21.865
14		1:46.198	33.332	33.283	39.583	264.7	10:53:07.167	14		4:19.341	3:03.616	35.011	40.714		10:51:41.206
15		1:46.448	33.171	33.499	39.778	265.3	10:54:53.615	15		1:49.629	34.373	34.698	40.558	263.4	10:53:30.835
16		1:46.604	33.435	33.419	39.750	263.4	10:56:40.219	16		1:48.896	33.820	34.564	40.512	265.3	10:55:19.731
17		1:56.475 P	33.462	33.629	49.384	263.4	10:58:36.694	17		<del>1:40.492</del>	34.209	34.813	40.470	262.1	10:57:09.223
18		<del>3:21.168</del>	2:07.374	33.713	40.081		11:01:57.862	18		2:03.152	44.329	35.841	42.982	260.8	10:59:12.375
19		1:48.848	33.214	34.474	41.160	262.1	11:03:46.710	19		1:50.780	34.385	35.426	40.969	257.1	11:01:03.155
20		1:47.032	33.545	33.563	39.924	256.5	11:05:33.742	20		1:49.257	34.033	34.733	40.491	262.1	11:02:52.412
21		1:54.474 P	33.271	34.279	46.924	261.5	11:07:28.216	21		1:49.261	33.586	34.967	40.708	262.1	11:04:41.673
22								22		1:49.092	33.974	34.658	40.460	260.8	11:06:30.765
23								23		1:58.587	34.076	37.741	46.770	261.5	11:08:29.352
24								24		<del>2:04.039 P</del>	34.572	40.081	49.386	259.6	11:10:33.391

77

José Barros

Porsche 992 GT3 Cup

SILVER

AF Motorsport

Lap	D	Time	Sector 1	Sector 2	Sector 3	T. Spd	Elapsed
1		<del>40:59:51.359</del>	10:58:37.197	34.031	40.131		10:59:51.359
2		<del>1:47.652</del>	33.722	33.990	39.940	262.1	11:01:39.011
3		<del>1:47.377</del>	33.757	33.847	39.773	260.2	11:03:26.388
4		1:48.708	33.502	35.050	40.156	262.7	11:05:15.096
5		<del>1:47.889</del>	33.589	34.158	40.142	262.1	11:07:02.985
6		<del>1:47.914</del>	33.743	33.936	40.235	260.2	11:08:50.899
7		<del>2:03.956 P</del>	34.394	40.409	48.253	258.9	11:10:53.955

911

Leandro Martins

Porsche 992 GT3 Cup

AM

Dieter Svespes

LMR Motorsport

Lap	D	Time	Sector 1	Sector 2	Sector 3	T. Spd	Elapsed
1		10:23:31.298	10:21:58.789	43.743	48.766		10:23:31.298
2		2:07.556	42.935	39.652	44.969	180.6	10:25:38.854
3		2:01.324	38.589	40.151	42.584	213.4	10:27:40.178
4		<del>1:49.460</del>	35.345	34.261	39.854	260.2	10:29:29.638
5		1:47.309	33.675	33.738	39.896	262.1	10:31:16.947
6		2:35.848	33.329	48.684	1:13.835	264.0	10:33:52.795
7		2:53.328	1:12.342	1:00.124	40.862	80.4	10:36:46.123
8		<del>1:47.469</del>	33.679	33.871	39.919	262.7	10:38:33.592
9		<del>1:46.356</del>	33.103	33.752	39.501	264.7	10:40:19.948
10		1:46.707	33.220	33.676	39.811	264.7	10:42:06.655
11		1:51.753 P	33.195	33.780	44.778	263.4	10:43:58.408
12		<del>2:51.255</del>	1:38.118	33.628	39.509		10:46:49.663
13		<del>1:46.913</del>	33.495	33.583	39.835	262.7	10:48:36.576
14		1:53.524 P	33.515	34.573	45.436	260.8	10:50:30.100
15		5:03.055	3:46.819	33.665	42.571		10:55:33.155
16		<del>1:46.534</del>	33.323	33.942	39.266	263.4	10:57:19.686
17		1:47.695	33.099	33.511	41.085	265.3	10:59:07.381
18		1:51.520	33.556	35.133	42.831	257.1	11:00:58.901
19		1:49.782	34.286	35.209	40.287	264.0	11:02:48.683
20		1:46.808	33.101	33.976	39.731	264.0	11:04:35.491
21		<del>1:46.811</del>	33.236	33.898	39.677	263.4	11:06:22.302
22		1:56.615 P	33.398	35.694	47.523	264.0	11:08:18.917

87

Nelson Monteiro jr

Porsche 992 GT3 Cup

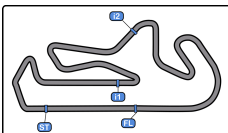
AM

Nelson Marcondes

GDL Racing

Lap	D	Time	Sector 1	Sector 2	Sector 3	T. Spd	Elapsed
1		10:24:43.659	10:23:21.628	39.319	42.712		10:24:43.659
2		1:52.560	36.723	35.093	40.744	223.1	10:26:36.219
3		1:48.321	34.242	34.219	39.860	258.9	10:28:24.540
4		1:47.673	33.595	33.478	40.600	263.4	10:30:12.213
5		1:50.760	35.181	35.071	40.508	252.9	10:32:02.973
6		3:21.516 P	1:01.152	1:01.917	1:18.447	141.5	10:35:24.489
7		4:13.476	2:58.832	34.410	40.234		10:39:37.965
8		1:47.031	33.701	33.585	39.745	262.7	10:41:24.996
9		1:47.084	33.463	33.961	39.660	263.4	10:43:12.080
10		1:47.363	33.469	33.866	40.028	263.4	10:44:59.443
11		2:03.174 P	36.023	38.199	48.952	239.4	10:47:02.617
12		4:11.096	2:49.824	39.138	42.134		10:51:13.713
13		1:56.808	41.033	34.687	41.088	135.3	10:53:10.521
14		<del>1:47.003</del>	33.587	33.558	39.858	263.4	10:54:57.524
15		<del>1:47.240</del>	33.366	33.632	40.212	263.4	10:56:44.734
16		1:46.989	33.643	33.495	39.851	262.7	10:58:31.723
17		<del>1:46.726</del>	33.453	33.517	39.756	262.7	11:00:18.449
18		2:01.493 P	38.333	35.132	48.028	219.0	11:02:19.942





Autodromo Int. do Algarve

GT Cup Europe

Free Practice - 1

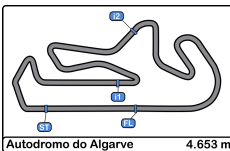
Best Sectors Results

Autodromo do Algarve 4.653 m.



Sector - 1			Sector - 2			Sector - 3			Ideal Lap vs Best Lap		
Clas	Nº Driver	Time	Nº Driver	Time	Nº Driver	Time	Clas	Nº Driver	Ideal Lap	Best Lap	Clas
1	7 de Back - Meijer	32.685	7 de Back - Meijer	32.951	7 de Back - Meijer	38.682	1	7 de Back - Meijer	1:44.318	1:44.374	1
2	19 Navarrete - Pedrera	32.903	14 Perea - García	33.150	14 Perea - García	38.956	2	1 Luvisi - Delli Guanti	1:45.065	1:45.152	2
3	1 Luvisi - Delli Guanti	32.915	1 Luvisi - Delli Guanti	33.192	1 Luvisi - Delli Guanti	38.958	3	14 Perea - García	1:45.109	1:45.379	3
4	22 Schirò - Longoni	32.955	22 Schirò - Longoni	33.245	11 Pinheiro - Sampaio	39.109	4	22 Schirò - Longoni	1:45.426	1:45.676	4
5	27 Martinelli - Pedrini	32.964	44 H. de Mello - Giubergia	33.283	5 van Zijverden - Weijs	39.137	5	19 Navarrete - Pedrera	1:45.543	1:46.775	13
6	14 Perea - García	33.003	4 Stifter - Laurini	33.354	19 Navarrete - Pedrera	39.186	6	27 Martinelli - Pedrini	1:45.562	1:46.103	8
7	5 van Zijverden - Weijs	33.011	27 Martinelli - Pedrini	33.359	22 Schirò - Longoni	39.226	7	4 Stifter - Laurini	1:45.724	1:45.822	5
8	4 Stifter - Laurini	33.076	6 Zaenen - Salubre	33.442	27 Martinelli - Pedrini	39.239	8	11 Pinheiro - Sampaio	1:45.751	1:45.977	6
9	6 Zaenen - Salubre	33.090	19 Navarrete - Pedrera	33.454	911 Martins - Svepes	39.266	9	5 van Zijverden - Weijs	1:45.770	1:46.005	7
10	911 Martins - Svepes	33.099	87 Monteiro jr - Marcondes	33.478	4 Stifter - Laurini	39.294	10	6 Zaenen - Salubre	1:45.826	1:46.203	10
11	11 Pinheiro - Sampaio	33.126	10 Massa - Reis	33.501	6 Zaenen - Salubre	39.294	11	911 Martins - Svepes	1:45.876	1:46.707	12
12	44 H. de Mello - Giubergia	33.171	911 Martins - Svepes	33.511	10 Massa - Reis	39.428	12	44 H. de Mello - Giubergia	1:46.037	1:46.198	9
13	87 Monteiro jr - Marcondes	33.366	11 Pinheiro - Sampaio	33.516	21 Perian - Tincescu	39.457	13	10 Massa - Reis	1:46.379	1:47.019	15
14	119 Stansfield - Merendino	33.410	21 Perian - Tincescu	33.532	44 H. de Mello - Giubergia	39.583	14	21 Perian - Tincescu	1:46.422	1:46.668	11
15	21 Perian - Tincescu	33.433	5 van Zijverden - Weijs	33.622	87 Monteiro jr - Marcondes	39.660	15	87 Monteiro jr - Marcondes	1:46.504	1:46.989	14
16	10 Massa - Reis	33.450	77 José Barros	33.847	77 José Barros	39.773	16	77 José Barros	1:47.122	1:48.708	17
17	77 José Barros	33.502	119 Stansfield - Merendino	34.070	119 Stansfield - Merendino	40.286	17	119 Stansfield - Merendino	1:47.766	1:48.442	16





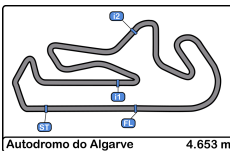
Autodromo Int. do Algarve  
 GT Cup Europe  
 Free Practice - 1  
 Best 5 Lap Times



Autodromo do Algarve 4.653 m.

Cl	N°	Entrant/Team	Nat	Driver 1	Nat	Driver 2	Nat	Vehicle	Cat	Cl	Best 1		Best 2		Best 3		Best 4		Best 5	
											Time	Lap	Time	Lap	Time	Lap	Time	Lap	Time	Lap
1	7	Hans Weijs Motorsport	NLD	Jurriaan de Back	NLD	Paul Meijer	NLD	Porsche 992 GT3 Cup	SILVER	1	1:44.374	19	1:44.403	18	1:45.524	5	1:45.763	4	1:45.860	10
2	1	FAEMS Team by Ebimotors	ITA	Matteo Luvisi	ITA	Pietro Delli Guanti	ITA	Porsche 992 GT3 Cup	SILVER	2	1:45.152	10	1:45.325	9	1:45.449	19	1:45.561	20	1:45.574	13
3	14	GT Corse	ESP	Alejandro Barambio Perea	ESP	Borja García	ESP	Porsche 992 GT3 Cup	PROAM	1	1:45.379	4	1:46.468	11	1:46.632	10	1:46.669	9	1:46.764	15
4	22	ZRS Motorsport	ITA	Niccolò Schirò	ITA	Ludovico Longoni	ITA	Porsche 992 GT3 Cup	SILVER	3	1:45.676	5	1:45.988	23	1:46.184	22	1:46.210	20	1:46.336	14
5	4	BiRace Motorsport	ITA	Diego Stifter	ITA	Lodovico Laurini	ITA	Porsche 992 GT3 Cup	SILVER	4	1:45.822	17	1:45.964	4	1:46.238	18	1:46.360	21	1:46.394	11
6	11	LMR Motorsport	PRF	Bernardo Lucas Pinheiro	PRF	Flávio Sampaio	BRA	Porsche 992 GT3 Cup	PROAM	2	1:45.977	19	1:46.108	16	1:46.185	17	1:46.289	15	1:46.622	14
7	5	Hans Weijs Motorsport	NLD	Rick van Zijverden	NLD	Hans Weijs	NLD	Porsche 992 GT3 Cup	AM*	1	1:46.005	19	1:46.377	18	1:46.452	13	1:46.946	8	1:47.265	4
8	27	FAEMS Team by Ebimotors	ITA	Matteo Martinelli	ITA	Giacomo Pedrini	ITA	Porsche 992 GT3 Cup	SILVER	5	1:46.103	22	1:46.131	14	1:46.188	15	1:46.591	21	1:46.880	16
9	44	GDL Racing	SMR	(Cássio) H. de Mello	BRA	Giacomo Giubergia	ITA	Porsche 992 GT3 Cup	AM	2	1:46.198	14	1:46.365	5	1:46.448	15	1:46.604	16	1:46.775	4
10	6	Hans Weijs Motorsport	NLD	Lars Zaenen	BEL	Fgani A. Salubre	PHL	Porsche 992 GT3 Cup	PROAM*	3	1:46.203	14	1:46.244	15	1:46.468	10	1:46.713	13	1:46.776	9
11	21	Camil Perian / RO1 Racing	ROU	Camil Perian	ROU	Florin Tincescu	ROU	Porsche 992 GT3 Cup	PROAM	4	1:46.668	9	1:46.989	4	1:47.324	8	1:48.004	3	1:48.867	17
12	911	LMR Motorsport	PRF	Leandro Martins	BRA	Dieter Svepes	AUT	Porsche 992 GT3 Cup	AM	3	1:46.707	10	1:46.808	20	1:47.309	5	1:47.695	17	1:49.782	19
13	19	Tsunami RT	SMR	Fernando Navarrete	ESP	Fernando Pedrera	ESP	Porsche 992 GT3 Cup	AM	4	1:46.775	3	1:48.176	16	1:48.502	19	1:48.527	15	1:49.047	12
14	87	GDL Racing	SMR	Nelson Monteiro jr	BRA	Nelson Marcondes	BRA	Porsche 992 GT3 Cup	AM	5	1:46.989	16	1:47.031	8	1:47.084	9	1:47.363	10	1:47.673	4
15	10	AF Motorsport	PRF	Felipe Massa	BRA	Leonardo Reis	BRA	Porsche 992 GT3 Cup	PROAM*	5	1:47.019	4	1:47.067	18	1:47.298	10	1:47.536	9	1:47.550	12
16	119	Scuderia Villorba Corse	ITA	Mark Stansfield	GBR	Michele Merendino	ITA	Lamborghini Huracan ST EVO2	AM	6	1:48.442	10	1:48.896	16	1:49.092	22	1:49.257	20	1:49.261	21
17	77	AF Motorsport	PRF	José Barros	PRF			Porsche 992 GT3 Cup	SILVER	6	1:48.708	4								





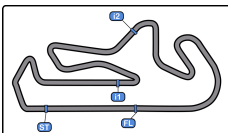
Autodromo Int. do Algarve  
 GT Cup Europe  
 Free Practice - 1  
 Best 5 Top Speeds



Autodromo do Algarve 4.653 m.

Cl	N° Entrant/Team	Nat	Driver 1	Nat	Driver 2	Nat	Vehicle	Cat	Cl	Top 1		Top 2		Top 3		Top 4		Top 5		Avg
										Km/h	Lap	Km/h	Lap	Km/h	Lap	Km/h	Lap	Km/h	Lap	
1	1 FAEMS Team by Ebimotors	ITA	Matteo Luvisi	ITA	Pietro Delli Guanti	ITA	Porsche 992 GT3 Cup	SILVER	1	266.6	9	266.0	8	266.0	11	265.3	7	265.3	17	265.8
2	22 ZRS Motorsport	ITA	Niccolò Schirò	ITA	Ludovico Longoni	ITA	Porsche 992 GT3 Cup	SILVER	2	266.6	9	266.0	6	266.0	10	265.3	13	265.3	24	265.8
3	44 GDL Racing	SMR	(Cássio) H. de Mello	BRA	Giacomo Giubergia	ITA	Porsche 992 GT3 Cup	AM	1	266.6	10	265.3	9	265.3	15	264.7	14	264.0	6	265.2
4	4 BiRace Motorsport	ITA	Diego Stifter	ITA	Lodovico Laurini	ITA	Porsche 992 GT3 Cup	SILVER	3	266.0	8	266.0	22	264.7	5	264.7	10	264.7	11	265.2
5	6 Hans Weijs Motorsport	NLD	Lars Zaenen	BEL	Fgani A. Salubre	PHL	Porsche 992 GT3 Cup	PROAM*	1	266.0	15	265.3	16	264.7	13	264.7	14	264.0	11	264.9
6	7 Hans Weijs Motorsport	NLD	Jurriaan de Back	NLD	Paul Meijer	NLD	Porsche 992 GT3 Cup	SILVER	4	266.0	10	265.3	9	265.3	14	264.7	7	264.7	18	265.2
7	10 AF Motorsport	ESP	Felipe Massa	BRA	Leonardo Reis	BRA	Porsche 992 GT3 Cup	PROAM*	2	266.0	13	265.3	11	264.0	5	264.0	6	264.0	9	264.7
8	14 GT Corse	ESP	Alejandro Barambio Perea	ESP	Borja Garcia	ESP	Porsche 992 GT3 Cup	PROAM	3	266.0	5	266.0	6	265.3	10	264.7	9	264.7	11	265.3
9	19 Tsunami RT	SMR	Fernando Navarrete	ESP	Fernando Pedrera	ESP	Porsche 992 GT3 Cup	AM	2	266.0	8	264.7	7	264.7	9	264.0	5	263.4	4	264.5
10	27 FAEMS Team by Ebimotors	ITA	Matteo Martinelli	ITA	Giacomo Pedrini	ITA	Porsche 992 GT3 Cup	SILVER	5	266.0	16	265.3	17	264.7	10	264.7	14	264.7	15	265.0
11	119 Scuderia Villorba Corse	ITA	Mark Stansfield	GBR	Michele Merendino	ITA	Lamborghini Huracan ST EVO2	AM	3	265.3	16	264.7	10	264.7	11	263.4	12	263.4	15	264.3
12	911 LMR Motorsport	PRT	Leandro Martins	BRA	Dieter Svepes	AUT	Porsche 992 GT3 Cup	AM	4	265.3	17	264.7	9	264.7	10	264.0	6	264.0	19	264.5
13	5 Hans Weijs Motorsport	NLD	Rick van Zijverden	NLD	Hans Weijs	NLD	Porsche 992 GT3 Cup	AM*	5	264.7	9	264.7	13	264.0	6	264.0	8	264.0	12	264.3
14	11 LMR Motorsport	PRT	Bernardo Lucas Pinheiro	BRA	Flávio Sampaio	BRA	Porsche 992 GT3 Cup	PROAM	4	264.7	22	264.0	21	263.4	18	262.7	15	262.7	16	263.5
15	87 GDL Racing	SMR	Nelson Monteiro jr	BRA	Nelson Marcondes	BRA	Porsche 992 GT3 Cup	AM	6	263.4	4	263.4	9	263.4	10	263.4	14	263.4	15	263.4
16	77 AF Motorsport	PRT	José Barros	BRA			Porsche 992 GT3 Cup	SILVER	6	262.7	4	262.1	2	262.1	5	260.2	3	260.2	6	261.5
17	21 Camil Perian / RO1 Racing	ROU	Camil Perian	ROU	Florin Tincescu	ROU	Porsche 992 GT3 Cup	PROAM	5	262.1	7	262.1	9	262.1	10	262.1	18	261.5	14	262.0





Autodromo Int. do Algarve

GT Cup Europe

Free Practice - 1

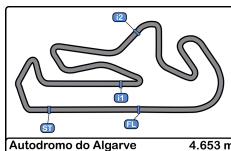
Fastest Laps Sequence

Autodromo do Algarve 4.653 m.



Lap	Time of Day	Session Time	Nº Entrant/Team	Nat	Driver 1	Nat	Driver 2	Nat	Vehicle	Cat	Time	Km/h
2	10:24:37.956	4:37.956	7 Hans Weijs Motorsport	NLD	Jurriaan de Back	NLD	Paul Meijer	NLD	Porsche 992 GT3 Cup	SILVER	2:03.144	136.0
2	10:25:13.520	5:13.520	27 FAEMS Team by Ebimotors	ITA	Matteo Martinelli	ITA	Giacomo Pedrini	ITA	Porsche 992 GT3 Cup	SILVER	2:02.587	136.6
2	10:25:43.964	5:43.964	44 GDL Racing	BRA	(Cássio) H. de Mello	BRA	Giacomo Giubergia	ITA	Porsche 992 GT3 Cup	AM	1:53.485	147.6
3	10:26:25.221	6:25.221	7 Hans Weijs Motorsport	NLD	Jurriaan de Back	NLD	Paul Meijer	NLD	Porsche 992 GT3 Cup	SILVER	1:47.265	156.1
3	10:27:19.054	7:19.054	19 Tsunami RT	ESP	Fernando Navarrete	ESP	Fernando Pedrera	ESP	Porsche 992 GT3 Cup	AM	1:46.775	156.8
4	10:28:10.984	8:10.984	7 Hans Weijs Motorsport	NLD	Jurriaan de Back	NLD	Paul Meijer	NLD	Porsche 992 GT3 Cup	SILVER	1:45.763	158.3
4	10:28:26.956	8:26.956	14 GT Corse	ESP	Alejandro Barambio Perea	ESP	Borja García	ESP	Porsche 992 GT3 Cup	PROAM	1:45.379	158.9
9	10:43:23.102	23:23.102	1 FAEMS Team by Ebimotors	ITA	Matteo Luvisi	ITA	Pietro Delli Guanti	ITA	Porsche 992 GT3 Cup	SILVER	1:45.325	159.0
10	10:45:08.254	25:08.254	1 FAEMS Team by Ebimotors	ITA	Matteo Luvisi	ITA	Pietro Delli Guanti	ITA	Porsche 992 GT3 Cup	SILVER	1:45.152	159.3
18	11:02:27.270	42:27.270	7 Hans Weijs Motorsport	NLD	Jurriaan de Back	NLD	Paul Meijer	NLD	Porsche 992 GT3 Cup	SILVER	1:44.403	160.4
19	11:04:11.644	44:11.644	7 Hans Weijs Motorsport	NLD	Jurriaan de Back	NLD	Paul Meijer	NLD	Porsche 992 GT3 Cup	SILVER	1:44.374	160.4





# Autodromo Int. do Algarve

## GT Cup Europe

### Free Practice - 1

#### Pit Stop Analysis



Autodromo do Algarve 4.653 m.

**1** Matteo Luvisi Porsche 992 GT3 Cup

SILVER Pietro Delli Guanti FAEMS Team by Ebimotors

Nº	In Day Time	In Time	Out Time	Pit Time	T. Pit Time	Handicap	Diff.
1	10:27:13.415	10:27:13.415	10:28:40.943	1:27.528	1:27.528		
2	10:46:59.255	10:46:59.255	10:51:39.051	4:39.796	6:07.324		
3	10:56:56.645	10:56:56.645	10:58:08.168	1:11.523	7:18.847		

**4** Diego Stifter Porsche 992 GT3 Cup

SILVER Lodovico Laurini BiRace Motorsport

Nº	In Day Time	In Time	Out Time	Pit Time	T. Pit Time	Handicap	Diff.
1	10:32:42.741	10:32:42.741	10:36:35.981	3:53.240	3:53.240		
2	10:49:18.822	10:49:18.822	10:54:05.850	4:47.028	8:40.268		
3	11:05:56.839	11:05:56.839	11:06:29.814	32.975	9:13.243		

**5** Rick van Zijverden Porsche 992 GT3 Cup

AM\* Hans Weijs Hans Weijs Motorsport

Nº	In Day Time	In Time	Out Time	Pit Time	T. Pit Time	Handicap	Diff.
1	10:33:06.176	10:33:06.176	10:36:32.197	3:26.021	3:26.021		
2	10:44:04.526	10:44:04.526	10:45:58.916	1:54.390	5:20.411		
3	10:53:05.268	10:53:05.268	10:55:13.707	2:08.439	7:28.850		

**6** Lars Zaenen Porsche 992 GT3 Cup

PROAM\* Fgani A. Salubre Hans Weijs Motorsport

Nº	In Day Time	In Time	Out Time	Pit Time	T. Pit Time	Handicap	Diff.
1	10:35:28.013	10:35:28.013	10:37:32.771	2:04.758	2:04.758		
2	10:44:42.248	10:44:42.248	10:46:34.351	1:52.103	3:56.861		
3	10:55:30.470	10:55:30.470	10:57:07.150	1:36.680	5:33.541		
4	11:04:55.096	11:04:55.096	11:06:27.982	1:32.886	7:06.427		

**7** Jurriaan de Back Porsche 992 GT3 Cup

SILVER Paul Meijer Hans Weijs Motorsport

Nº	In Day Time	In Time	Out Time	Pit Time	T. Pit Time	Handicap	Diff.
1	10:34:40.280	10:34:40.280	10:36:41.494	2:01.214	2:01.214		
2	10:44:00.181	10:44:00.181	10:45:49.445	1:49.264	3:50.478		
3	10:51:13.374	10:51:13.374	10:54:29.488	3:16.114	7:06.592		

**10** Felipe Massa Porsche 992 GT3 Cup

PROAM\* Leonardo Reis AF Motorsport

Nº	In Day Time	In Time	Out Time	Pit Time	T. Pit Time	Handicap	Diff.
1	10:23:10.819	10:23:10.819	10:24:29.490	1:18.671	1:18.671		
2	10:34:42.989	10:34:42.989	10:37:56.325	3:13.336	4:32.007		
3	10:52:36.462	10:52:36.462	10:55:18.760	2:42.298	7:14.305		

**11** Bernardo Lucas Pinheiro Porsche 992 GT3 Cup

PROAM Flávio Sampaio LMR Motorsport

Nº	In Day Time	In Time	Out Time	Pit Time	T. Pit Time	Handicap	Diff.
1	10:37:12.834	10:37:12.834	10:40:12.933	3:00.099	3:00.099		
2	10:50:03.385	10:50:03.385	10:54:08.431	4:05.046	7:05.145		

**14** Alejandro Barambio Perea Porsche 992 GT3 Cup

PROAM Borja García GT Corse

Nº	In Day Time	In Time	Out Time	Pit Time	T. Pit Time	Handicap	Diff.
1	10:36:17.200	10:36:17.200	10:38:06.172	1:48.972	1:48.972		
2	10:47:03.350	10:47:03.350	10:51:11.538	4:08.188	5:57.160		

**19** Fernando Navarrete Porsche 992 GT3 Cup

AM Fernando Pedrera Tsunami RT

Nº	In Day Time	In Time	Out Time	Pit Time	T. Pit Time	Handicap	Diff.
1	10:30:57.071	10:30:57.071	10:36:18.054	5:20.983	5:20.983		
2	10:45:49.784	10:45:49.784	10:51:14.371	5:24.587	10:45.570		
3	11:04:12.025	11:04:12.025	11:06:53.259	2:41.234	13:26.804		

**21** Camil Perian Porsche 992 GT3 Cup

PROAM Florin Tincescu Camil Perian / RO1 Racing

Nº	In Day Time	In Time	Out Time	Pit Time	T. Pit Time	Handicap	Diff.
1	10:34:38.310	10:34:38.310	10:37:14.118	2:35.808	2:35.808		
2	10:46:12.267	10:46:12.267	10:47:59.697	1:47.430	4:23.238		

**22** Niccolò Schirò Porsche 992 GT3 Cup

SILVER Ludovico Longoni ZRS Motorsport

Nº	In Day Time	In Time	Out Time	Pit Time	T. Pit Time	Handicap	Diff.
1	10:42:17.849	10:42:17.849	10:45:50.350	3:32.501	3:32.501		

**27** Matteo Martinelli Porsche 992 GT3 Cup

SILVER Giacomo Pedrini FAEMS Team by Ebimotors

Nº	In Day Time	In Time	Out Time	Pit Time	T. Pit Time	Handicap	Diff.
1	10:43:34.301	10:43:34.301	10:44:46.425	1:12.124	1:12.124		
2	10:55:26.327	10:55:26.327	10:57:10.822	1:44.495	2:56.619		
3	11:07:56.763	11:07:56.763	11:09:07.916	1:11.153	4:07.772		

**44** (Cássio) H. de Mello Porsche 992 GT3 Cup

AM Giacomo Giubergia GDL Racing

Nº	In Day Time	In Time	Out Time	Pit Time	T. Pit Time	Handicap	Diff.
1	10:42:05.589	10:42:05.589	10:45:22.699	3:17.110	3:17.110		
2	10:58:32.095	10:58:32.095	11:00:10.946	1:38.851	4:55.961		

**87** Nelson Monteiro jr Porsche 992 GT3 Cup

AM Nelson Marcondes GDL Racing

Nº	In Day Time	In Time	Out Time	Pit Time	T. Pit Time	Handicap	Diff.
1	10:35:20.187	10:35:20.187	10:37:48.621	2:28.434	2:28.434		
2	10:46:58.325	10:46:58.325	10:49:12.337	2:14.012	4:42.446		

**119** Mark Stansfield Lamborghini Huracan ST EVO2

AM Michele Merendino Scuderia Villorba Corse

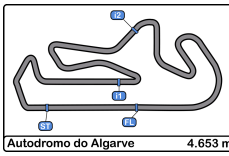
Nº	In Day Time	In Time	Out Time	Pit Time	T. Pit Time	Handicap	Diff.
1	10:47:17.401	10:47:17.401	10:49:50.615	2:33.214	2:33.214		

**911** Leandro Martins Porsche 992 GT3 Cup

AM Dieter Svenes LMR Motorsport

Nº	In Day Time	In Time	Out Time	Pit Time	T. Pit Time	Handicap	Diff.
1	10:43:54.131	10:43:54.131	10:45:04.207	1:10.076	1:10.076		
2	10:50:25.673	10:50:25.673	10:53:45.452	3:19.779	4:29.855		

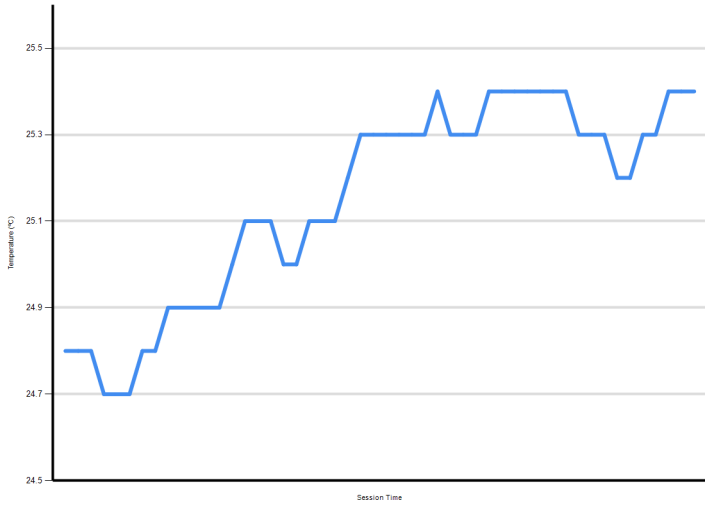




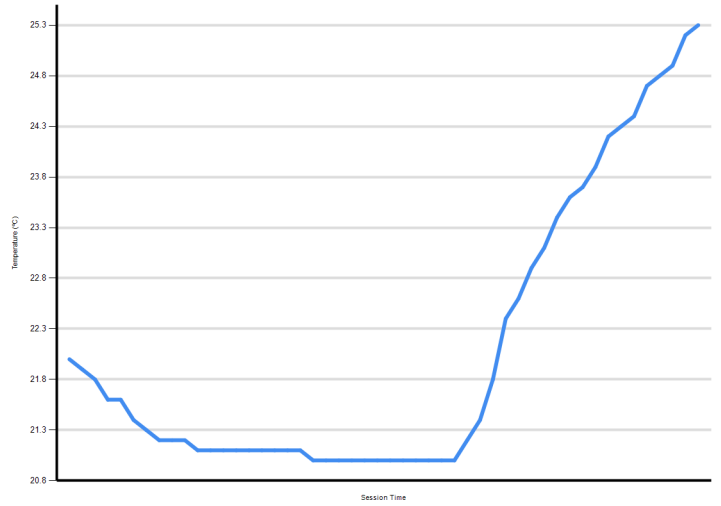
Autodromo Int. do Algarve  
 GT Cup Europe  
 Free Practice - 1  
 Weather Report



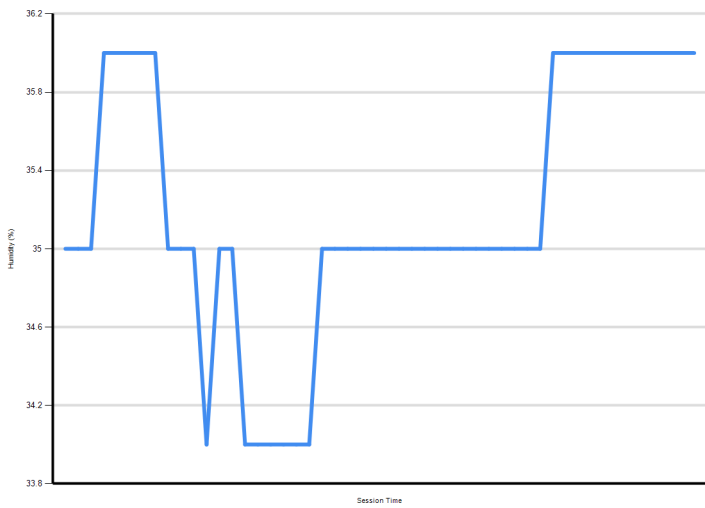
Air Temperature



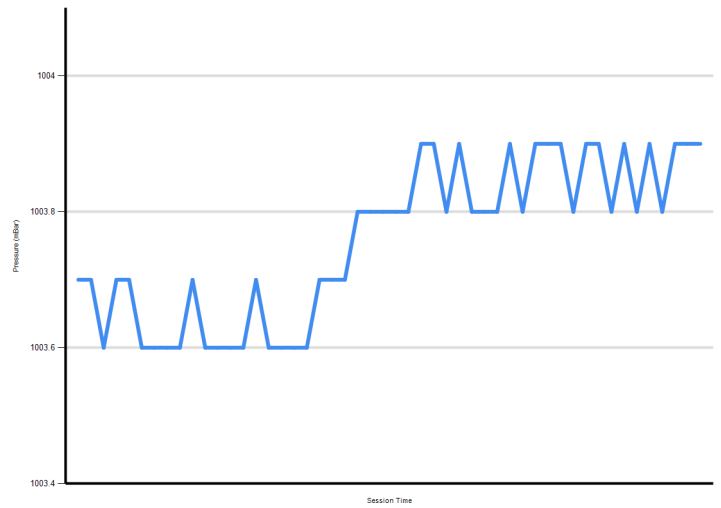
Track Temperature



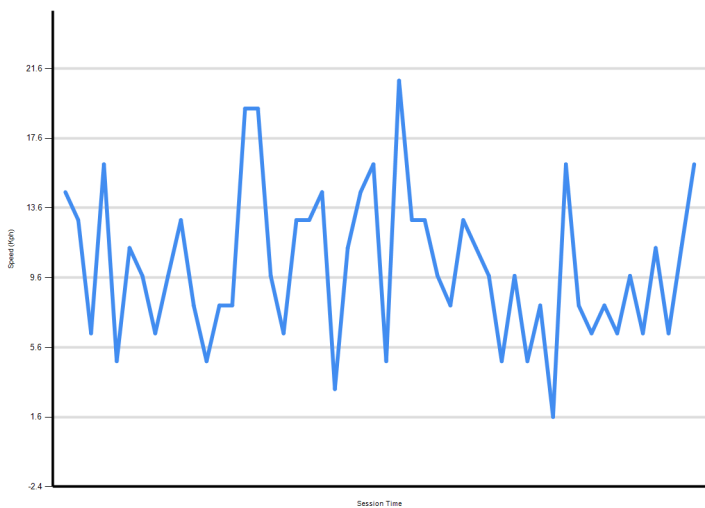
Humidity



Pressure



Wind Speed



Wind direction

