

**Hungaroring**  
**Euroformula Open**  
**Race - 3**  
**Provisional Results**



Clas	Nº	Driver	Nat	Cat	Clas	Team	Nat	Vehicle	Laps	Total Time	Gap	Interval	Km/h	Best	Time	Km/h
1	21	Rui-Heng Yeh				Team Motopark		Dallara F324 TOM'S TGE 33	17	27:52.373			160.3	17	1:37.401	161.9
2	44	Diego de la Torre				Team Motopark		Dallara F324 TOM'S TGE 33	17	27:54.883	2.510	2.510	160.0	2	1:37.957	161.0
3	27	Jesse Carrasquedo				Team Motopark		Dallara F324 TOM'S TGE 33	17	27:55.729	3.356	0.846	160.0	2	1:37.988	160.9
4	9	Everett Stack				Team Motopark		Dallara F324 TOM'S TGE 33	17	27:56.356	3.983	0.627	159.9	2	1:38.045	160.8
5	11	Alessandro Famularo				BVM Racing		Dallara F324 TOM'S TGE 33	17	27:56.816	4.443	0.460	159.8	3	1:37.898	161.1
6	3	Javier Herrera		RT	1	BVM Racing		Dallara F324 TOM'S TGE 33	17	27:57.796	5.423	0.980	159.8	3	1:37.667	161.4
7	7	Wiktor Dobrzański		RT	2	Team Motopark		Dallara F324 TOM'S TGE 33	17	27:59.124	6.751	1.328	159.6	4	1:37.849	161.1
8	55	Divy Nandan				BVM Racing		Dallara F324 TOM'S TGE 33	17	27:59.680	7.307	0.556	159.6	5	1:38.052	160.8
9	10	Lorenzo Castillo		RT	3	Team Motopark		Dallara F324 TOM'S TGE 33	17	28:04.402	12.029	4.722	159.1	9	1:37.830	161.2
10	1	Marcelo Hahn		RT	4	BVM Racing		Dallara F324 TOM'S TGE 33	17	28:23.552	31.179	19.150	157.3	2	1:37.463	161.8

**Not classified: (Requirements: 75% of number laps of leader = 13 Laps)**

50	Jan Koller		RT			Team Motopark		Dallara F324 TOM'S TGE 33	6	9:57.624	11 Laps	11 Laps	158.3	6	1:38.209	160.5
58	Aaron Ferrazzano		RT			Neri Autosport		Dallara F324 TOM'S TGE 33	6	9:58.048	11 Laps	0.424	158.2	6	1:38.159	160.6

Fastest lap Rui-Heng Yeh in 1:37.401 at 161.9 Km/h in lap 17

**\* PENALTIES**

STEWARDS DECISION DRIVE THROUGH CAR 1 DONE DURING THE RACE - STARTING PROCEDURE INFRINGEMENT

STEWARDS DECISION CAR 50 - 3 GRID-POSITION PENALTY NEXT DRIVER'S RACE - UNSAFE REJOIN CAUSING A COLISION

Published at:.....

Track Temp: 31.6 °C Air Temp: 25.5 °C Humidity: 43 % Track Status: DRY

**Race Director:**

Alessandro Ferrari

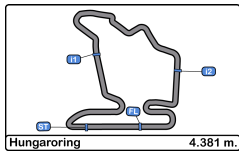
ACI DGA 392080

**Timekeeper:**

Luis Garcia

JCR-2654-ESP/M





**Hungaroring**  
Euroformula Open  
Race - 3



**Provisional Results by Category**

RT																
Clas	Nº	Driver	Nat	Cat	Clas	Team	Nat	Vehicle	Laps	Total Time	Gap	Interval	Km/h	Best	Time	Km/h
1	3	Javier Herrera	MEX	RT	1	BVM Racing	ITA	Dallara F324 TOM'S TGE 33	17	<b>27:57.796</b>			159.8	3	1:37.667	161.4
2	7	Wiktor Dobrzański	POL	RT	2	Team Motopark	DEU	Dallara F324 TOM'S TGE 33	17	<b>27:59.124</b>	1.328	1.328	159.6	4	1:37.849	161.1
3	10	Lorenzo Castillo	MEX	RT	3	Team Motopark	DEU	Dallara F324 TOM'S TGE 33	17	<b>28:04.402</b>	6.606	5.278	159.1	9	1:37.830	161.2
4	1	Marcelo Hahn	BRA	RT	4	BVM Racing	ITA	Dallara F324 TOM'S TGE 33	17	<b>28:23.552</b>	25.756	19.150	157.3	2	1:37.463	161.8
<b>Not classified: (Requirements: 75% of number laps of leader = 13 Laps)</b>																
	50	Jan Koller	CZE	RT	5	Team Motopark	DEU	Dallara F324 TOM'S TGE 33	6	<b>9:57.624</b>	11 Laps	11 Laps	158.3	6	1:38.209	160.5
	58	Aaron Ferrazzano	BEL	RT	6	Neri Autosport	BEL	Dallara F324 TOM'S TGE 33	6	<b>9:58.048</b>	11 Laps	0.424	158.2	6	1:38.159	160.6

Fastest lap Rui-Heng Yeh in 1:37.401 at 161.9 Km/h in lap 17

**\* PENALTIES**

STEWARDS DECISION DRIVE THROUGH CAR 1 DONE DURING THE RACE - STARTING PROCEDURE INFRINGEMENT

STEWARDS DECISION CAR 50 - 3 GRID-POSITION PENALTY NEXT DRIVER'S RACE - UNSAFE REJOIN CAUSING A COLISION

Published at:.....

Track Temp: **31.6 °C** Air Temp: **25.5 °C** Humidity: **43 %** Track Status: **DRY**

**Race Director:**

Alessandro Ferrari

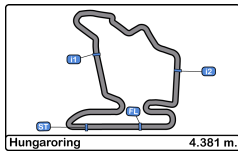
ACI DGA 392080

**Timekeeper:**

Luis Garcia

JCR-2654-ESP/M





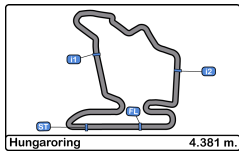
**Hungaroring**  
Euroformula Open  
Race - 3



**Provisional Classification by Driver Fastest Lap**

Cl	N°	Entrant/Team	Nat	Vehicle	Driver	Nat	Cat	Cl	Laps	Best	Time	Gap	Interval	Km/h
1	21	Team Motopark		Dallara F324 TOM'S TGE 33	Rui-Heng Yeh				17	17	<b>1:37.401</b>			161.9
2	1	BVM Racing		Dallara F324 TOM'S TGE 33	Marcelo Hahn		RT	1	17	2	<b>1:37.463</b>	0.062	0.062	161.8
3	3	BVM Racing		Dallara F324 TOM'S TGE 33	Javier Herrera		RT	2	17	3	<b>1:37.667</b>	0.266	0.204	161.4
4	10	Team Motopark		Dallara F324 TOM'S TGE 33	Lorenzo Castillo		RT	3	17	9	<b>1:37.830</b>	0.429	0.163	161.2
5	7	Team Motopark		Dallara F324 TOM'S TGE 33	Wiktor Dobrzański		RT	4	17	4	<b>1:37.849</b>	0.448	0.019	161.1
6	11	BVM Racing		Dallara F324 TOM'S TGE 33	Alessandro Famularo				17	3	<b>1:37.898</b>	0.497	0.049	161.1
7	44	Team Motopark		Dallara F324 TOM'S TGE 33	Diego de la Torre				17	2	<b>1:37.957</b>	0.556	0.059	161.0
8	27	Team Motopark		Dallara F324 TOM'S TGE 33	Jesse Carrasquedo				17	2	<b>1:37.988</b>	0.587	0.031	160.9
9	9	Team Motopark		Dallara F324 TOM'S TGE 33	Everett Stack				17	2	<b>1:38.045</b>	0.644	0.057	160.8
10	55	BVM Racing		Dallara F324 TOM'S TGE 33	Divy Nandan				17	5	<b>1:38.052</b>	0.651	0.007	160.8
11	58	Neri Autosport		Dallara F324 TOM'S TGE 33	Aaron Ferrazzano		RT	5	6	6	<b>1:38.159</b>	0.758	0.107	160.6
12	50	Team Motopark		Dallara F324 TOM'S TGE 33	Jan Koller		RT	6	6	6	<b>1:38.209</b>	0.808	0.050	160.5





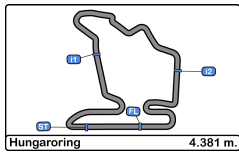
**Hungaroring**  
Euroformula Open  
Race - 3



**Distance and Speed Average**

Clas	Nº	Driver	Nat	Cat	Clas	Team	Nat	Vehicle	Laps	Distance	Total Time	Km/h	
1	21	Rui-Heng Yeh		TPE		Team Motopark		Dallara F324 TOM'S TGE 33	17	74.47	27:52.373	160.3	
2	44	Diego de la Torre		MEX		Team Motopark		Dallara F324 TOM'S TGE 33	17	74.47	27:54.883	160.0	
3	27	Jesse Carrasquedo		MEX		Team Motopark		Dallara F324 TOM'S TGE 33	17	74.47	27:55.729	160.0	
4	9	Everett Stack		USA		Team Motopark		Dallara F324 TOM'S TGE 33	17	74.47	27:56.356	159.9	
5	11	Alessandro Famularo		ITA		BVM Racing		Dallara F324 TOM'S TGE 33	17	74.47	27:56.816	159.8	
6	3	Javier Herrera		MEX	RT	1	BVM Racing		Dallara F324 TOM'S TGE 33	17	74.47	27:57.796	159.8
7	7	Wiktor Dobrzański		POL	RT	2	Team Motopark		Dallara F324 TOM'S TGE 33	17	74.47	27:59.124	159.6
8	55	Divy Nandan		IND		BVM Racing		Dallara F324 TOM'S TGE 33	17	74.47	27:59.680	159.6	
9	10	Lorenzo Castillo		MEX	RT	3	Team Motopark		Dallara F324 TOM'S TGE 33	17	74.47	28:04.402	159.1
10	1	Marcelo Hahn		BRA	RT	4	BVM Racing		Dallara F324 TOM'S TGE 33	17	74.47	28:23.552	157.3
11	50	Jan Koller		CZE	RT	5	Team Motopark		Dallara F324 TOM'S TGE 33	6	26.28	9:57.624	158.3
12	58	Aaron Ferrazzano		BEL	RT	6	Neri Autosport		Dallara F324 TOM'S TGE 33	6	26.28	9:58.048	158.2





**Hungaroring**  
Euroformula Open  
Race - 3  
**Lap Analysis**



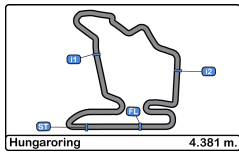
**1** **Marcelo Hahn** **Dallara F324 TOM'S TGE 33** **7** **Wiktor Dobrzański** **Dallara F324 TOM'S TGE 33**

RT							BVM Racing		RT						
Lap	D	Time	Sector 1	Sector 2	Sector 3	T. Spd	Elapsed	Lap	D	Time	Sector 1	Sector 2	Sector 3	T. Spd	Elapsed
1		1:48.994	46.911	35.017	27.066	190.4	1:48.994	1		1:44.845	41.689	35.673	27.483	190.8	1:44.845
2		1:37.463	35.658	34.654	27.151	221.3	3:26.457	2		1:38.247	35.667	35.245	27.335	222.6	3:23.092
3		1:37.954	35.768	34.809	27.377	220.8	5:04.411	3		1:38.733	35.878	35.027	27.828	222.2	5:01.825
4		1:38.925	35.757	35.543	27.625	226.8	6:43.336	4		1:37.849	35.832	34.697	27.320	221.3	6:39.674
5		1:38.703	36.051	35.291	27.361	221.3	8:22.039	5		1:38.158	35.997	35.000	27.161	220.8	8:17.832
6		1:37.909	35.651	34.886	27.372	225.4	9:59.948	6		1:38.364	36.122	34.907	27.335	221.7	9:56.196
7		1:38.346	35.960	35.147	27.239	223.6	11:38.294	7		1:38.273	36.002	34.822	27.449	220.4	11:34.469
8		1:37.950	35.890	34.822	27.238	219.9	13:16.244	8		1:38.102	35.916	34.864	27.322	220.8	13:12.571
9		1:37.679	35.704	34.787	27.188	223.1	14:53.923	9		1:38.183	35.738	35.045	27.400	223.1	14:50.754
10		1:39.647	35.967		2:06.835	221.3	16:33.570	10		1:38.420	35.825	34.989	27.606	222.2	16:29.174
11		1:38.008	35.956	34.771	27.281	221.3	18:11.578	11		1:38.092	35.832	34.801	27.459	224.0	18:07.266
12		1:38.399	36.011	35.018	27.370	221.7	19:49.977	12		1:38.260	35.815	34.854	27.591	222.6	19:45.526
13		1:38.160	35.994	34.977	27.189	220.4	21:28.137	13		1:38.496	35.919	35.171	27.406	224.0	21:24.022
14		1:38.336	36.091	35.071	27.174	219.9	23:06.473	14		1:38.235	35.962	34.942	27.331	221.3	23:02.257
15		1:42.539 P	35.718	35.037	31.784	221.7	24:49.012	15		1:38.790	35.955	35.330	27.505	221.7	24:41.047
16		1:55.740	53.330	34.960	27.450		26:44.752	16		1:38.483	35.886	35.003	27.594	222.6	26:19.530
17		1:38.800	36.192	35.106	27.502	219.9	28:23.552	17		1:39.594	35.896	35.027	28.671	222.6	27:59.124

**3** **Javier Herrera** **Dallara F324 TOM'S TGE 33** **9** **Everett Stack** **Dallara F324 TOM'S TGE 33**

RT							BVM Racing		RT						
Lap	D	Time	Sector 1	Sector 2	Sector 3	T. Spd	Elapsed	Lap	D	Time	Sector 1	Sector 2	Sector 3	T. Spd	Elapsed
1		1:44.269	41.334	35.669	27.266	191.1	1:44.269	1		1:43.213	40.694	35.402	27.117	190.4	1:43.213
2		1:38.273	35.640	35.509	27.124	222.2	3:22.542	2		1:38.045	35.829	35.037	27.179	222.6	3:21.258
3		1:37.667	35.560	34.936	27.171	220.8	5:00.209	3		1:38.088	35.736	35.070	27.282	221.7	4:59.346
4		1:37.979	35.769	34.942	27.268	223.6	6:38.188	4		1:38.177	35.788	35.033	27.356	223.6	6:37.523
5		1:38.224	35.857	35.178	27.189	223.1	8:16.412	5		1:38.210	35.924	35.028	27.258	222.2	8:15.733
6		1:38.409	35.743	35.434	27.232	226.8	9:54.821	6		1:38.256	35.667	35.309	27.280	223.6	9:53.989
7		1:38.311	35.782	35.094	27.435	223.6	11:33.132	7		1:38.230	35.818	35.137	27.275	222.6	11:32.219
8		1:38.461	35.733	35.362	27.366	222.2	13:11.593	8		1:38.822	35.779	35.470	27.573	223.1	13:11.041
9		1:38.577	36.046	35.193	27.338	224.5	14:50.170	9		1:38.321	35.978	34.963	27.380	219.9	14:49.362
10		1:38.354	35.834	35.164	27.356	222.6	16:28.524	10		1:38.296	35.845	35.210	27.241	221.7	16:27.658
11		1:38.108	35.763	35.010	27.335	223.6	18:06.632	11		1:38.108	35.648	35.166	27.294	223.1	18:05.766
12		1:38.445	35.692	35.174	27.579	223.6	19:45.077	12		1:38.187	35.633	35.225	27.329	222.6	19:43.953
13		1:37.975	35.617	35.139	27.219	223.1	21:23.052	13		1:38.240	35.937	35.079	27.224	222.6	21:22.193
14		1:38.149	35.764	35.035	27.350	223.6	23:01.201	14		1:38.257	35.833	35.076	27.348	221.3	23:00.450
15		1:39.051	35.785	35.766	27.500	223.6	24:40.252	15		1:38.911	35.937	35.674	27.300	223.1	24:39.361
16		1:38.420	35.680	35.301	27.439	224.0	26:18.672	16		1:38.302	35.783	35.256	27.263	223.6	26:17.663
17		1:39.124	35.618	35.934	27.572	223.6	27:57.796	17		1:38.693	36.076	35.168	27.449	223.1	27:56.356





**Hungaroring**  
**Euroformula Open**  
**Race - 3**  
**Lap Analysis**



**10** Lorenzo Castillo Dallara F324 TOM'S TGE 33 **21** Rui-Heng Yeh Dallara F324 TOM'S TGE 33

RT

Team Motopark

Team Motopark

Lap	D	Time	Sector 1	Sector 2	Sector 3	T. Spd	Elapsed	Lap	D	Time	Sector 1	Sector 2	Sector 3	T. Spd	Elapsed
1		1:46.804	42.667	36.570	27.567	198.1	1:46.804	1		1:42.238	40.138	35.108	26.992	188.4	1:42.238
2		1:38.688	35.878	35.467	27.343	222.6	3:25.492	2		1:38.015	35.969	35.044	27.002	221.7	3:20.253
3		1:38.555	35.883	35.278	27.394	221.7	5:04.047	3		1:38.149	35.862	35.159	27.128	220.8	4:58.402
4		1:38.729	35.966	35.316	27.447	222.6	6:42.776	4		1:38.149	35.713	35.298	27.138	221.7	6:36.551
5		1:38.748	36.370	35.218	27.160	218.1	8:21.524	5		1:38.231	35.856	35.164	27.211	222.2	8:14.782
6		1:38.054	35.830	34.869	27.355	221.7	9:59.578	6		1:38.318	35.867	35.198	27.253	221.7	9:53.100
7		1:39.636	36.669	35.583	27.384	219.5	11:39.214	7		1:38.154	35.775	35.174	27.205	220.4	11:31.254
8		1:38.070	35.814	35.043	27.213	222.2	13:17.284	8		1:38.557	35.756	35.509	27.292	222.6	13:09.811
9		1:37.830	35.671	34.808	27.351	222.2	14:55.114	9		1:38.324	35.715	35.254	27.355	222.6	14:48.135
10		1:38.978	35.888	35.170	27.920	221.7	16:34.092	10		1:38.440	35.794	35.415	27.231	220.8	16:26.575
11		1:38.441	36.105	35.170	27.166	223.6	18:12.533	11		1:38.139	35.735	35.292	27.112	222.2	18:04.714
12		1:38.580	35.898	35.167	27.515	222.6	19:51.113	12		1:38.180	35.768	35.203	27.209	222.2	19:42.894
13		1:38.307	35.959	35.133	27.215	220.8	21:29.420	13		1:37.969	35.709	35.124	27.136	221.7	21:20.863
14		1:38.746	36.235	35.318	27.193	220.8	23:08.166	14		1:38.636	35.935	35.435	27.266	221.3	22:59.499
15		1:38.356	35.912	35.097	27.347	221.3	24:46.522	15		1:37.624	35.791	34.809	27.024	221.7	24:37.123
16		1:38.599	35.975	35.322	27.302	220.8	26:25.121	16		1:37.849	35.727	35.017	27.105	219.5	26:14.972
17		1:39.281	36.177	35.556	27.548	221.3	28:04.402	17		1:37.401	35.836	34.588	26.977	218.6	27:52.373

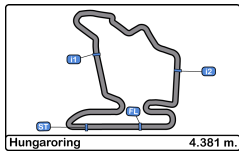
**11** Alessandro Famularo Dallara F324 TOM'S TGE 33 **27** Jesse Carrasquedo Dallara F324 TOM'S TGE 33

BVM Racing

Team Motopark

Lap	D	Time	Sector 1	Sector 2	Sector 3	T. Spd	Elapsed	Lap	D	Time	Sector 1	Sector 2	Sector 3	T. Spd	Elapsed
1		1:43.829	41.140	35.491	27.198	187.8	1:43.829	1		1:42.757	40.354	35.335	27.068	184.9	1:42.757
2		1:37.970	35.684	35.100	27.186	222.6	3:21.799	2		1:37.988	35.794	35.180	27.014	222.6	3:20.745
3		1:37.898	35.620	35.088	27.190	221.3	4:59.697	3		1:38.133	35.870	35.123	27.140	222.2	4:58.878
4		1:38.045	35.693	35.170	27.182	225.9	6:37.742	4		1:38.173	35.778	35.173	27.222	223.1	6:37.051
5		1:38.343	35.958	35.107	27.278	226.4	8:16.085	5		1:38.227	35.907	35.132	27.188	222.6	8:15.278
6		1:38.364	35.669	35.351	27.344	225.4	9:54.449	6		1:38.283	35.844	35.194	27.245	223.6	9:53.561
7		1:38.178	35.704	35.128	27.346	223.1	11:32.627	7		1:38.259	35.859	35.192	27.208	222.2	11:31.820
8		1:38.546	35.675	35.524	27.347	225.4	13:11.173	8		1:38.492	35.774	35.533	27.185	222.6	13:10.312
9		1:38.511	36.108	35.124	27.279	223.1	14:49.684	9		1:38.276	35.806	35.242	27.228	223.6	14:48.588
10		1:38.377	35.741	35.306	27.330	224.5	16:28.061	10		1:38.428	35.906	35.338	27.184	222.2	16:27.016
11		1:38.112	35.714	35.022	27.376	225.0	18:06.173	11		1:38.275	35.914	35.176	27.185	223.6	18:05.291
12		1:38.454	35.579	35.222	27.653	224.5	19:44.627	12		1:38.152	35.741	35.186	27.225	222.6	19:43.443
13		1:38.038	35.618	35.117	27.303	222.2	21:22.665	13		1:38.124	35.830	35.134	27.160	222.6	21:21.567
14		1:38.063	35.727	35.000	27.336	224.0	23:00.728	14		1:38.332	35.702	35.386	27.244	221.3	22:59.899
15		1:39.061	35.767	35.910	27.384	227.3	24:39.789	15		1:38.969	36.137	35.631	27.201	223.1	24:38.868
16		1:38.356	35.654	35.300	27.402	225.0	26:18.145	16		1:38.472	35.911	35.276	27.285	223.1	26:17.340
17		1:38.671	35.809	35.309	27.553	223.1	27:56.816	17		1:38.389	35.881	35.314	27.194	221.7	27:55.729





**Hungaroring**  
Euroformula Open  
Race - 3  
**Lap Analysis**



**44**

Diego de la Torre

Dallara F324 TOM'S TGE 33

**58**

Aaron Ferrazzano

Dallara F324 TOM'S TGE 33

Team Motopark RT

Neri Autosport

Lap	D	Time	Sector 1	Sector 2	Sector 3	T. Spd	Elapsed	Lap	D	Time	Sector 1	Sector 2	Sector 3	T. Spd	Elapsed
1		1:41.842	39.695	34.917	27.230	183.9	1:41.842	1		1:46.252	42.527	36.345	27.380	202.2	1:46.252
2		<b>1:37.957</b>	35.883	<b>34.897</b>	27.177	218.1	3:19.799	2		1:38.520	35.833	35.321	<b>27.366</b>	223.6	3:24.772
3		1:38.020	35.791	35.038	27.191	218.1	4:57.819	3		1:38.431	36.050	34.976	27.405	224.0	5:03.203
4		1:38.224	35.764	35.173	27.287	219.5	6:36.043	4		1:38.365	35.724	35.196	27.445	225.9	6:41.568
5		1:38.200	35.920	35.076	27.204	218.6	8:14.243	5		1:38.321	35.775	35.049	27.497	224.0	8:19.889
6		1:38.246	35.900	35.062	27.284	220.4	9:52.489	6		<b>1:38.159</b>	35.731	<b>34.904</b>	27.524	225.4	9:58.048
7		1:38.250	35.820	35.197	27.233	218.1	11:30.739	7			<b>35.709</b>			224.0	
8		1:38.588	35.843	35.409	27.336	220.4	13:09.327								
9		1:38.267	<b>35.660</b>	35.201	27.406	219.9	14:47.594								
10		1:38.385	35.835	35.352	27.198	219.0	16:25.979								
11		1:38.301	35.846	35.228	27.227	219.5	18:04.280								
12		1:38.016	35.819	34.980	27.217	218.6	19:42.296								
13		1:38.081	35.775	35.108	27.198	219.5	21:20.377								
14		1:38.831	35.972	35.448	27.411	218.1	22:59.208								
15		1:38.933	36.512	35.018	27.403	219.5	24:38.141								
16		1:38.421	35.859	35.265	27.297	220.8	26:16.562								
17		1:38.321	35.835	35.338	<b>27.148</b>	220.8	27:54.883								

**50**

Jan Koller

Dallara F324 TOM'S TGE 33

RT

Team Motopark

Lap	D	Time	Sector 1	Sector 2	Sector 3	T. Spd	Elapsed
1		1:45.725	42.279	35.989	27.457	196.0	1:45.725
2		1:38.667	36.000	35.477	<b>27.190</b>	222.2	3:24.392
3		1:38.482	35.798	35.166	27.518	220.8	5:02.874
4		1:38.255	35.769	<b>35.149</b>	27.337	222.6	6:41.129
5		1:38.286	35.691	35.300	27.295	222.6	8:19.415
6		<b>1:38.209</b>	<b>35.588</b>	35.198	27.423	222.2	9:57.624
7			35.716			221.7	

**55**

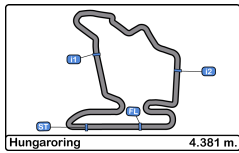
Divy Nandan

Dallara F324 TOM'S TGE 33

BVM Racing

Lap	D	Time	Sector 1	Sector 2	Sector 3	T. Spd	Elapsed
1		1:45.233	41.916	35.971	27.346	192.8	1:45.233
2		1:38.495	36.185	35.125	<b>27.185</b>	225.0	3:23.728
3		1:38.610	<b>35.670</b>	35.122	27.818	221.7	5:02.338
4		1:38.201	35.854	35.052	27.295	225.0	6:40.539
5		<b>1:38.052</b>	35.787	35.058	27.207	221.7	8:18.591
6		1:38.326	35.698	35.218	27.410	224.0	9:56.917
7		1:38.549	36.019	35.085	27.445	221.7	11:35.466
8		1:38.083	35.822	34.983	27.278	222.6	13:13.549
9		1:38.262	35.739	35.045	27.478	224.5	14:51.811
10		1:38.477	35.868	35.092	27.517	221.7	16:30.288
11		1:38.114	35.942	<b>34.892</b>	27.280	222.6	18:08.402
12		1:38.338	35.932	34.934	27.472	223.6	19:46.740
13		1:39.465	35.778	34.997	28.690	221.7	21:26.205
14		1:38.201	35.985	35.001	27.215	220.4	23:04.406
15		1:38.402	35.899	35.159	27.344	221.7	24:42.808
16		1:38.368	35.932	35.030	27.406	221.7	26:21.176
17		1:38.504	35.879	35.104	27.521	222.2	27:59.680





**Hungaroring**  
Euroformula Open  
Race - 3



**Analysis by Lap**

Num	Lap Time	Gap
<b>Lap 1</b>		
44	1:41.842	
21	1:42.238	00.396
27	1:42.757	00.915
9	1:43.213	01.371
11	1:43.829	01.987
3	1:44.269	02.427
7	1:44.845	03.003
55	1:45.233	03.391
50	1:45.725	03.883
58	1:46.252	04.410
10	1:46.804	04.962
1	1:48.994	07.152

Num	Lap Time	Gap
<b>Lap 2</b>		
44	1:37.957	
21	1:38.015	00.454
27	1:37.988	00.946
9	1:38.045	01.459
11	1:37.970	02.000
3	1:38.273	02.743
7	1:38.247	03.293
55	1:38.495	03.929
50	1:38.667	04.593
58	1:38.520	04.973
10	1:38.688	05.693
1	1:37.463	06.658

Num	Lap Time	Gap
<b>Lap 3</b>		
44	1:38.020	
21	1:38.149	00.583
27	1:38.133	01.059
9	1:38.088	01.527
11	1:37.898	01.878
3	1:37.667	02.390
7	1:38.733	04.006
55	1:38.610	04.519
50	1:38.482	05.055
58	1:38.431	05.384
10	1:38.555	06.228
1	1:37.954	06.592

Num	Lap Time	Gap
<b>Lap 4</b>		
44	1:38.224	
21	1:38.149	00.508
27	1:38.173	01.008
9	1:38.177	01.480
11	1:38.045	01.699
3	1:37.979	02.145
7	1:37.849	03.631
55	1:38.201	04.496
50	1:38.255	05.086
58	1:38.365	05.525
10	1:38.729	06.733
1	1:38.925	07.293

Num	Lap Time	Gap
<b>Lap 5</b>		
44	1:38.200	
21	1:38.231	00.539
27	1:38.227	01.035
9	1:38.210	01.490
11	1:38.343	01.842
3	1:38.224	02.169
7	1:38.158	03.589
55	1:38.052	04.348
50	1:38.286	05.172
58	1:38.321	05.646
10	1:38.748	07.281
1	1:38.703	07.796

Num	Lap Time	Gap
<b>Lap 6</b>		
44	1:38.246	
21	1:38.318	00.611
27	1:38.283	01.072
9	1:38.256	01.500
11	1:38.364	01.960
3	1:38.409	02.332
7	1:38.364	03.707
55	1:38.326	04.428
50	1:38.209	05.135
58	1:38.159	05.559
10	1:38.054	07.089
1	1:37.909	07.459

Num	Lap Time	Gap
<b>Lap 7</b>		
44	1:38.250	
21	1:38.154	00.515
27	1:38.259	01.081
9	1:38.230	01.480
11	1:38.178	01.888
3	1:38.311	02.393
7	1:38.273	03.730
55	1:38.549	04.727
1	1:38.346	07.555
10	1:39.636	08.475

Num	Lap Time	Gap
<b>Lap 8</b>		
44	1:38.588	
21	1:38.557	00.484
27	1:38.492	00.985
9	1:38.822	01.714
11	1:38.546	01.846
3	1:38.461	02.266
7	1:38.102	03.244
55	1:38.083	04.222
1	1:37.950	06.917
10	1:38.070	07.957

Num	Lap Time	Gap
<b>Lap 9</b>		
44	1:38.267	
21	1:38.324	00.541
27	1:38.276	00.994

Num	Lap Time	Gap
<b>Lap 10</b>		
9	1:38.321	01.768
11	1:38.511	02.090
3	1:38.577	02.576
7	1:38.183	03.160
55	1:38.262	04.217
1	1:37.679	06.329
10	1:37.830	07.520

Num	Lap Time	Gap
<b>Lap 10</b>		
44	1:38.385	
21	1:38.440	00.596
27	1:38.428	01.037
9	1:38.296	01.679
11	1:38.377	02.082
3	1:38.354	02.545
7	1:38.420	03.195
55	1:38.477	04.309
1	1:39.647	07.591
10	1:38.978	08.113

Num	Lap Time	Gap
<b>Lap 11</b>		
44	1:38.301	
21	1:38.139	00.434
27	1:38.275	01.011
9	1:38.108	01.486
11	1:38.112	01.893
3	1:38.108	02.352
7	1:38.092	02.986
55	1:38.114	04.122
1	1:38.008	07.298
10	1:38.441	08.253

Num	Lap Time	Gap
<b>Lap 12</b>		
44	1:38.016	
21	1:38.180	00.598
27	1:38.152	01.147
9	1:38.187	01.657
11	1:38.454	02.331
3	1:38.445	02.781
7	1:38.260	03.230
55	1:38.338	04.444
1	1:38.399	07.681
10	1:38.580	08.817

Num	Lap Time	Gap
<b>Lap 13</b>		
44	1:38.081	
21	1:37.969	00.486
27	1:38.124	01.190
9	1:38.240	01.816
11	1:38.038	02.288
3	1:37.975	02.675
7	1:38.496	03.645
55	1:39.465	05.828
1	1:38.160	07.760
10	1:38.307	09.043

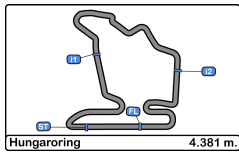
Num	Lap Time	Gap
<b>Lap 14</b>		
44	1:38.831	
21	1:38.636	00.291
27	1:38.332	00.691
9	1:38.257	01.242
11	1:38.063	01.520
3	1:38.149	01.993
7	1:38.235	03.049
55	1:38.201	05.198
1	1:38.336	07.265
10	1:38.746	08.958

Num	Lap Time	Gap
<b>Lap 15</b>		
21	1:37.624	
44	1:38.933	01.018
27	1:38.969	01.745
9	1:38.911	02.238
11	1:39.061	02.666
3	1:39.051	03.129
7	1:38.790	03.924
55	1:38.402	05.685
10	1:38.356	09.399
1	1:42.539	11.889

Num	Lap Time	Gap
<b>Lap 16</b>		
21	1:37.849	
44	1:38.421	01.590
27	1:38.472	02.368
9	1:38.302	02.691
11	1:38.356	03.173
3	1:38.420	03.700
7	1:38.483	04.558
55	1:38.368	06.204
10	1:38.599	10.149
1	1:55.740	29.780

Num	Lap Time	Gap
<b>Lap 17</b>		
21	1:37.401	
44	1:38.321	02.510
27	1:38.389	03.356
9	1:38.693	03.983
11	1:38.671	04.443
3	1:39.124	05.423
7	1:39.594	06.751
55	1:38.504	07.307
10	1:39.281	12.029
1	1:38.800	31.179



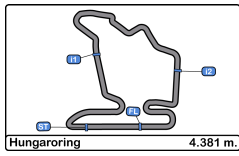


**Hungaroring**  
**Euroformula Open**  
**Race - 3**  
**Best Sectors Results**



Sector - 1				Sector - 2				Sector - 3				Ideal Lap vs Best Lap				
Clas	Nº	Driver	Time	Nº	Driver	Time	Nº	Driver	Time	Clas	Nº	Driver	Ideal Lap	Best Lap	Clas	
1	3	Javier Herrera	35.560	21	Rui-Heng Yeh	34.588	21	Rui-Heng Yeh	26.977	1	21	Rui-Heng Yeh	1:37.274	1:37.401	1	
2	11	Alessandro Famularo	35.579	1	Marcelo Hahn	34.654	27	Jesse Carrasquedo	27.014	2	1	Marcelo Hahn	1:37.371	1:37.463	2	
3	50	Jan Koller	35.588	7	Wiktor Dobrzański	34.697	1	Marcelo Hahn	27.066	3	7	Wiktor Dobrzański	1:37.525	1:37.849	5	
4	9	Everett Stack	35.633	10	Lorenzo Castillo	34.808	9	Everett Stack	27.117	4	3	Javier Herrera	1:37.620	1:37.667	3	
5	1	Marcelo Hahn	35.651	55	Divy Nandan	34.892	3	Javier Herrera	27.124	5	10	Lorenzo Castillo	1:37.639	1:37.830	4	
6	44	Diego de la Torre	35.660	44	Diego de la Torre	34.897	44	Diego de la Torre	27.148	6	44	Diego de la Torre	1:37.705	1:37.957	7	
7	7	Wiktor Dobrzański	35.667	58	Aaron Ferrazzano	34.904	10	Lorenzo Castillo	27.160	7	9	Everett Stack	1:37.713	1:38.045	9	
8	55	Divy Nandan	35.670	3	Javier Herrera	34.936	7	Wiktor Dobrzański	27.161	8	55	Divy Nandan	1:37.747	1:38.052	10	
9	10	Lorenzo Castillo	35.671	9	Everett Stack	34.963	11	Alessandro Famularo	27.182	9	11	Alessandro Famularo	1:37.761	1:37.898	6	
10	27	Jesse Carrasquedo	35.702	11	Alessandro Famularo	35.000	55	Divy Nandan	27.185	10	27	Jesse Carrasquedo	1:37.839	1:37.988	8	
11	21	Rui-Heng Yeh	35.709	27	Jesse Carrasquedo	35.123	50	Jan Koller	27.190	11	50	Jan Koller	1:37.927	1:38.209	12	
12	58	Aaron Ferrazzano	35.709	50	Jan Koller	35.149	58	Aaron Ferrazzano	27.366	12	58	Aaron Ferrazzano	1:37.979	1:38.159	11	



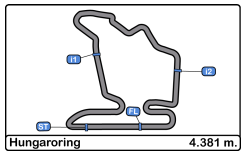


**Hungaroring**  
**Euroformula Open**  
**Race - 3**  
**Leader Sequence**



N°	Driver	Nat	Cat	Clas	Team	Nat	Vehicle	Start Lap	End Lap	Laps	Total Laps
44	Diego de la Torre	 MEX			Team Motopark	 DEU	Dallara F324 TOM'S TGE 33	1	14	14	14
21	Rui-Heng Yeh	 CHN			Team Motopark	 DEU	Dallara F324 TOM'S TGE 33	15	17	3	3



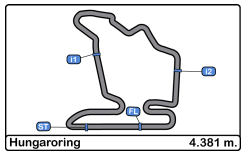


**Hungaroring**  
**Euroformula Open**  
**Race - 3**  
**Best 5 Lap Times**



Cls	N°	Driver	Nat	Cat	Cls	Team	Nat	Vehicle	Best 1		Best 2		Best 3		Best 4		Best 5			
									Time	Lap	Time	Lap	Time	Lap	Time	Lap	Time	Lap		
1	21	Rui-Heng Yeh		TPF		Team Motopark		DEU	Dallara F324 TOM'S TGE 33	1:37.401	17	1:37.624	15	1:37.849	16	1:37.969	13	1:38.015	2	
2	1	Marcelo Hahn		BNV	RT	1	BVM Racing		ITA	Dallara F324 TOM'S TGE 33	1:37.463	2	1:37.679	9	1:37.909	6	1:37.950	8	1:37.954	3
3	3	Javier Herrera		MEX	RT	2	BVM Racing		ITA	Dallara F324 TOM'S TGE 33	1:37.667	3	1:37.975	13	1:37.979	4	1:38.108	11	1:38.149	14
4	10	Lorenzo Castillo		MEX	RT	3	Team Motopark		DEU	Dallara F324 TOM'S TGE 33	1:37.830	9	1:38.054	6	1:38.070	8	1:38.307	13	1:38.356	15
5	7	Wiktor Dobrzański		POL	RT	4	Team Motopark		DEU	Dallara F324 TOM'S TGE 33	1:37.849	4	1:38.092	11	1:38.102	8	1:38.158	5	1:38.183	9
6	11	Alessandro		VEN		BVM Racing		ITA	Dallara F324 TOM'S TGE 33	1:37.898	3	1:37.970	2	1:38.038	13	1:38.045	4	1:38.063	14	
7	44	Diego de la Torre		MEX		Team Motopark		DEU	Dallara F324 TOM'S TGE 33	1:37.957	2	1:38.016	12	1:38.020	3	1:38.081	13	1:38.200	5	
8	27	Jesse Carrasquedo		MEX		Team Motopark		DEU	Dallara F324 TOM'S TGE 33	1:37.988	2	1:38.124	13	1:38.133	3	1:38.152	12	1:38.173	4	
9	9	Everett Stack		USA		Team Motopark		DEU	Dallara F324 TOM'S TGE 33	1:38.045	2	1:38.088	3	1:38.108	11	1:38.177	4	1:38.187	12	
10	55	Divy Nandan		IND		BVM Racing		ITA	Dallara F324 TOM'S TGE 33	1:38.052	5	1:38.083	8	1:38.114	11	1:38.201	4	1:38.201	14	
11	58	Aaron Ferrazzano		BEL	RT	5	Neri Autosport		BEL	Dallara F324 TOM'S TGE 33	1:38.159	6	1:38.321	5	1:38.365	4	1:38.431	3	1:38.520	2
12	50	Jan Koller		CZE	RT	6	Team Motopark		DEU	Dallara F324 TOM'S TGE 33	1:38.209	6	1:38.255	4	1:38.286	5	1:38.482	3	1:38.667	2



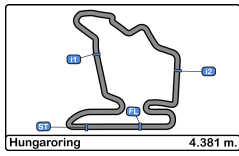


**Hungaroring**  
**Euroformula Open**  
**Race - 3**  
**Best 5 Top Speeds**



Clas	Nº	Driver	Nat	Cat	Cls	Team	Nat	Vehicle	Top 1		Top 2		Top 3		Top 4		Top 5		Avg
									Km/h	Lap	Km/h	Lap	Km/h	Lap	Km/h	Lap	Km/h	Lap	
1	11	Alessandro Famularo				BVM Racing		Dallara F324 TOM'S TGE 33	227.3	15	226.4	5	225.9	4	225.4	6	225.4	8	226.1
2	1	Marcelo Hahn		RT	1	BVM Racing		Dallara F324 TOM'S TGE 33	226.8	4	225.4	6	223.6	7	223.1	9	221.7	12	224.1
3	3	Javier Herrera		RT	2	BVM Racing		Dallara F324 TOM'S TGE 33	226.8	6	224.5	9	224.0	16	223.6	4	223.6	7	224.5
4	58	Aaron Ferrazzano		RT	3	Neri Autosport		Dallara F324 TOM'S TGE 33	225.9	4	225.4	6	224.0	3	224.0	5	224.0	7	224.7
5	55	Divy Nandan				BVM Racing		Dallara F324 TOM'S TGE 33	225.0	2	225.0	4	224.5	9	224.0	6	223.6	12	224.4
6	7	Wiktor Dobrzański		RT	4	Team Motopark		Dallara F324 TOM'S TGE 33	224.0	11	224.0	13	223.1	9	222.6	2	222.6	12	223.3
7	9	Everett Stack				Team Motopark		Dallara F324 TOM'S TGE 33	223.6	4	223.6	6	223.6	16	223.1	8	223.1	11	223.4
8	10	Lorenzo Castillo		RT	5	Team Motopark		Dallara F324 TOM'S TGE 33	223.6	11	222.6	2	222.6	4	222.6	12	222.2	8	222.7
9	27	Jesse Carrasquedo				Team Motopark		Dallara F324 TOM'S TGE 33	223.6	6	223.6	9	223.6	11	223.1	4	223.1	15	223.4
10	21	Rui-Heng Yeh				Team Motopark		Dallara F324 TOM'S TGE 33	222.6	8	222.6	9	222.2	5	222.2	11	222.2	12	222.4
11	50	Jan Koller		RT	6	Team Motopark		Dallara F324 TOM'S TGE 33	222.6	4	222.6	5	222.2	2	222.2	6	221.7	7	222.3
12	44	Diego de la Torre				Team Motopark		Dallara F324 TOM'S TGE 33	220.8	16	220.8	17	220.4	6	220.4	8	219.9	9	220.4



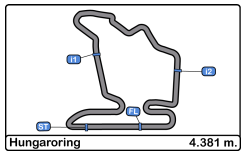


**Hungaroring**  
**Euroformula Open**  
**Race - 3**  
**Fastest Laps Sequence**



Lap	Time of Day	Session Time	Nº Driver	Nat	Cat	Team	Nat	Vehicle	Time	Km/h
2	17:06:12.700	3:19.700	44 Diego de la Torre			Team Motopark		DEU Dallara F324 TOM'S TGE 33	1:37.957	161.0
2	17:06:19.357	3:26.357	1 Marcelo Hahn		RT	BVM Racing		ITA Dallara F324 TOM'S TGE 33	1:37.463	161.8
17	17:30:45.274	27:52.274	21 Rui-Heng Yeh			Team Motopark		DEU Dallara F324 TOM'S TGE 33	1:37.401	161.9





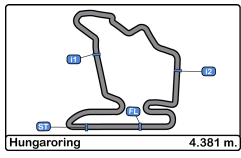
**Hungaroring**  
**Euroformula Open**  
**Race - 3**  
**Lap Chart**




**LAP**

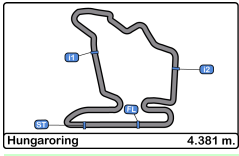
Nr	Pos	Grid	1	2	3	4	5	6	7	8	9	10	11	12	13	14	15	16	17
44	1	44	44	44	44	44	44	44	44	44	44	44	44	44	44	44	21	21	21
27	2	27	21	21	21	21	21	21	21	21	21	21	21	21	21	21	44	44	44
21	3	21	27	27	27	27	27	27	27	27	27	27	27	27	27	27	27	27	27
11	4	11	9	9	9	9	9	9	9	9	9	9	9	9	9	9	9	9	9
9	5	9	11	11	11	11	11	11	11	11	11	11	11	11	11	11	11	11	11
3	6	3	3	3	3	3	3	3	3	3	3	3	3	3	3	3	3	3	3
7	7	7	7	7	7	7	7	7	7	7	7	7	7	7	7	7	7	7	7
55	8	55	55	55	55	55	55	55	55	55	55	55	55	55	55	55	55	55	55
1	9	1	50	50	50	50	50	50	1	1	1	1	1	1	1	1	10	10	10
50	10	50	58	58	58	58	58	58	10	10	10	10	10	10	10	10	1	1	1
10	11	10	10	10	10	10	10	10											
58	12	58	1	1	1	1	1	1											







**Hungaroring**  
**Euroformula Open**  
**Race - 3**  
**Graphic Lap Chart**



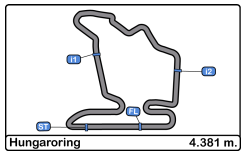


Hungaroring  
Euroformula Open  
Race - 3  
Pit Stop Analysis



Ord.	Nr.	In Day Time	Driver	Nat	Team	Nat	Vehicle	Cat	In Time	Stop N°	Pit Time	Handicap	Diff.
1	1	17:27:39.436	Marcelo Hahn	 BRA	RT BVM Racing	 ITA	Dallara F324 TOM'S TGE 33	RT	24:46.535	1	22.418		

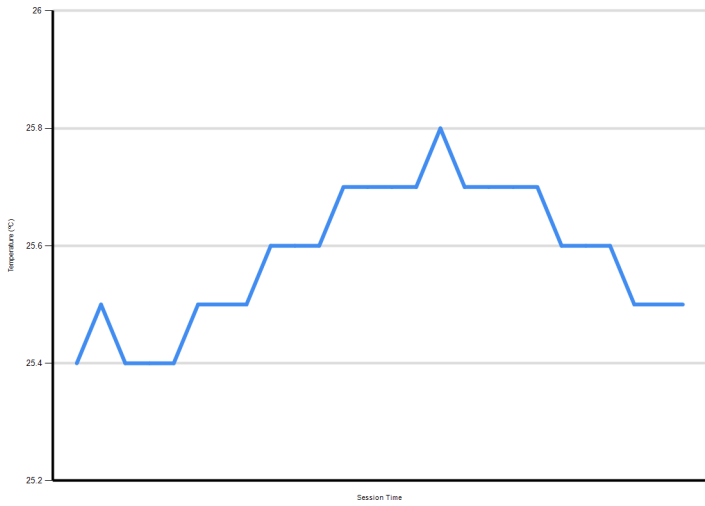




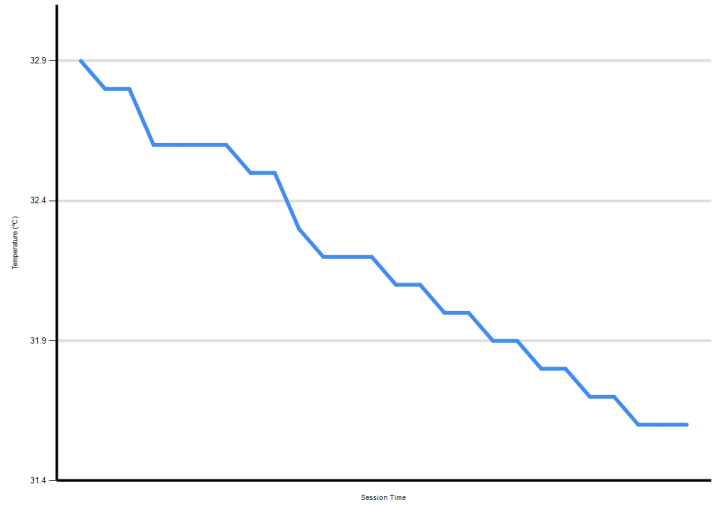
**Hungaroring**  
**Euroformula Open**  
**Race - 3**  
**Weather Report**



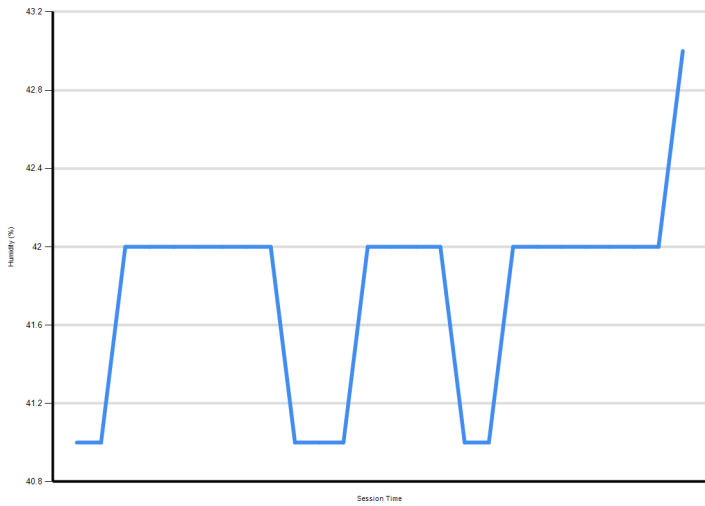
Air Temperature



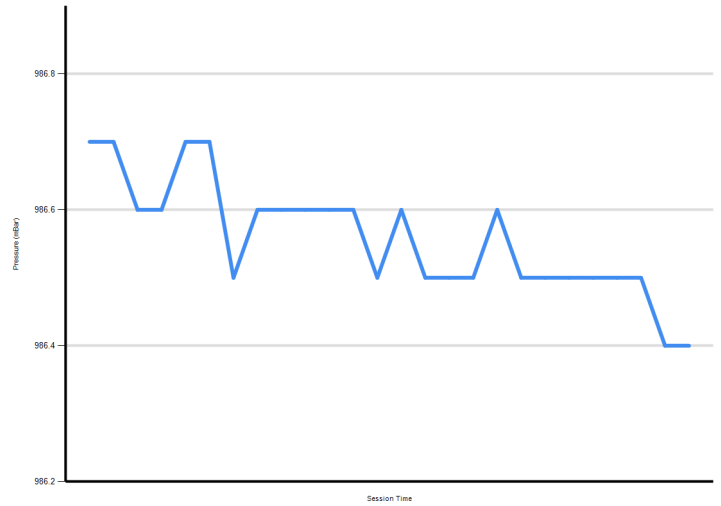
Track Temperature



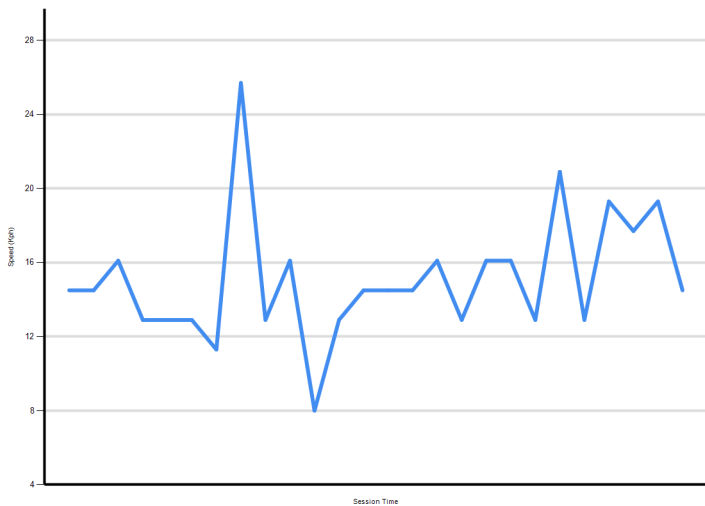
Humidity



Pressure



Wind Speed



Wind direction

