

Misano
Euroformula Open
Race - 3
Provisional Results



Clas	Nº	Driver	Nat	Cat	Clas	Team	Nat	Vehicle	Laps	Total Time	Gap	Interval	Km/h	Best	Time	Km/h
1	27	Jesse Carrasquedo	MEX			Team Motopark	DEU	Dallara F324 TOM'S TGE 33	19	28:14.125			170.6	8	1:28.512	171.8
2	9	Everett Stack	USA			Team Motopark	DEU	Dallara F324 TOM'S TGE 33	19	28:16.608	2.483	2.483	170.3	9	1:28.668	171.5
3	44	Diego de la Torre	MEX			Team Motopark	DEU	Dallara F324 TOM'S TGE 33	19	28:24.378	10.253	7.770	169.5	15	1:29.071	170.8
4	3	Javier Herrera	MEX	RT	1	BVM Racing	ITA	Dallara F324 TOM'S TGE 33	19	28:24.929	10.804	0.551	169.5	4	1:28.746	171.4
5	11	Alessandro Famularo	VEN			BVM Racing	ITA	Dallara F324 TOM'S TGE 33	19	28:25.388	11.263	0.459	169.4	8	1:28.942	171.0
6	21	Rui-Heng Yeh	TPE			Team Motopark	DEU	Dallara F324 TOM'S TGE 33	19	28:25.571	11.446	0.183	169.4	3	1:28.612	171.6
7	4	Ricardo Miranda Baptista	BRA	RT	2	BVM Racing	ITA	Dallara F324 TOM'S TGE 33	19	28:29.435	15.310	3.864	169.0	3	1:29.194	170.5
8	7	Wiktor Dobrzański	POL	RT	3	Team Motopark	DEU	Dallara F324 TOM'S TGE 33	19	28:32.847	18.722	3.412	168.7	14	1:28.823	171.2
9	58	Aaron Ferrazzano	BEL	RT	4	Neri Autosport	BEL	Dallara F324 TOM'S TGE 33	19	28:40.369	26.244	7.522	168.0	9	1:29.321	170.3
10	50	Jan Koller	CZE	RT	5	Team Motopark	DEU	Dallara F324 TOM'S TGE 33	19	28:41.391	27.266	1.022	167.9	8	1:29.468	170.0
11	10	Lorenzo Castillo	MEX	RT	6	Team Motopark	DEU	Dallara F324 TOM'S TGE 33	19	28:42.435	28.310	1.044	167.8	8	1:29.301	170.3
12	55	Divy Nandan	IND			BVM Racing	ITA	Dallara F324 TOM'S TGE 33	19	28:43.766	29.641	1.331	167.6	8	1:29.390	170.1

Fastest lap Jesse Carrasquedo in 1:28.512 at 171.8 Km/h in lap 8

Published at:.....

Track Temp: 47.6 °C Air Temp: 27.9 °C Humidity: 51 % Track Status: DRY

Race Director:

Daniele Galbiati

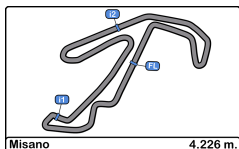
ACI DGAa 46766

Timekeeper:

Luis Garcia

JCR-2654-ESP/M





Misano
Euroformula Open
Race - 3
Provisional Results by Category



RT																
Clas	Nº	Driver	Nat	Cat	Clas	Team	Nat	Vehicle	Laps	Total Time	Gap	Interval	Km/h	Best	Time	Km/h
1	3	Javier Herrera	MEX	RT	1	BVM Racing	ITA	Dallara F324 TOM'S TGE 33	19	28:24.929			169.5	4	1:28.746	171.4
2	4	Ricardo Miranda Baptista	BRA	RT	2	BVM Racing	ITA	Dallara F324 TOM'S TGE 33	19	28:29.435	4.506	4.506	169.0	3	1:29.194	170.5
3	7	Wiktor Dobrzański	POL	RT	3	Team Motopark	DEU	Dallara F324 TOM'S TGE 33	19	28:32.847	7.918	3.412	168.7	14	1:28.823	171.2
4	58	Aaron Ferrazzano	BEL	RT	4	Neri Autosport	BEL	Dallara F324 TOM'S TGE 33	19	28:40.369	15.440	7.522	168.0	9	1:29.321	170.3
5	50	Jan Koller	CZE	RT	5	Team Motopark	DEU	Dallara F324 TOM'S TGE 33	19	28:41.391	16.462	1.022	167.9	8	1:29.468	170.0
6	10	Lorenzo Castillo	MEX	RT	6	Team Motopark	DEU	Dallara F324 TOM'S TGE 33	19	28:42.435	17.506	1.044	167.8	8	1:29.301	170.3

Fastest lap Jesse Carrasquedo in 1:28.512 at 171.8 Km/h in lap 8

Published at:.....

Track Temp: **47.6 °C** Air Temp: **27.9 °C** Humidity: **51 %** Track Status: **DRY**

Race Director:

Daniele Galbiati

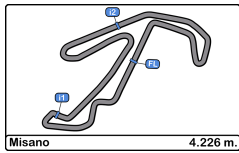
ACI DGAa 46766

Timekeeper:

Luis Garcia

JCR-2654-ESP/M





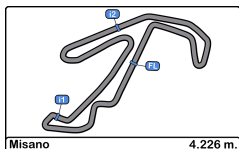
Misano
Euroformula Open
Race - 3



Provisional Classification by Driver Fastest Lap

Cl	N°	Entrant/Team	Nat	Vehicle	Driver	Nat	Cat	Cl	Laps	Best	Time	Gap	Interval	Km/h	
1	27	Team Motopark		DEU	Dallara F324 TOM'S TGE 33	Jesse Carrasquedo				19	8	1:28.512		171.8	
2	21	Team Motopark		DEU	Dallara F324 TOM'S TGE 33	Rui-Heng Yeh				19	3	1:28.612	0.100	0.100	171.6
3	9	Team Motopark		DEU	Dallara F324 TOM'S TGE 33	Everett Stack				19	9	1:28.668	0.156	0.056	171.5
4	3	BVM Racing		ITA	Dallara F324 TOM'S TGE 33	Javier Herrera		RT	1	19	4	1:28.746	0.234	0.078	171.4
5	7	Team Motopark		DEU	Dallara F324 TOM'S TGE 33	Wiktor Dobrzański		RT	2	19	14	1:28.823	0.311	0.077	171.2
6	11	BVM Racing		ITA	Dallara F324 TOM'S TGE 33	Alessandro Famularo				19	8	1:28.942	0.430	0.119	171.0
7	44	Team Motopark		DEU	Dallara F324 TOM'S TGE 33	Diego de la Torre				19	15	1:29.071	0.559	0.129	170.8
8	4	BVM Racing		ITA	Dallara F324 TOM'S TGE 33	Ricardo Miranda Baptista		RT	3	19	3	1:29.194	0.682	0.123	170.5
9	10	Team Motopark		DEU	Dallara F324 TOM'S TGE 33	Lorenzo Castillo		RT	4	19	8	1:29.301	0.789	0.107	170.3
10	58	Neri Autosport		BEL	Dallara F324 TOM'S TGE 33	Aaron Ferrazzano		RT	5	19	9	1:29.321	0.809	0.020	170.3
11	55	BVM Racing		ITA	Dallara F324 TOM'S TGE 33	Divy Nandan				19	8	1:29.390	0.878	0.069	170.1
12	50	Team Motopark		DEU	Dallara F324 TOM'S TGE 33	Jan Koller		RT	6	19	8	1:29.468	0.956	0.078	170.0





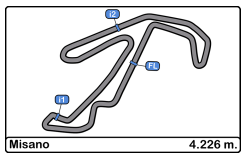
Misano
Euroformula Open
Race - 3



Distance and Speed Average

Clas	Nº	Driver	Nat	Cat	Clas	Team	Nat	Vehicle	Laps	Distance	Total Time	Km/h
1	27	Jesse Carrasquedo	MEX			Team Motopark	DEU	Dallara F324 TOM'S TGE 33	19	80.29	28:14.125	170.6
2	9	Everett Stack	USA			Team Motopark	DEU	Dallara F324 TOM'S TGE 33	19	80.29	28:16.608	170.3
3	44	Diego de la Torre	MEX			Team Motopark	DEU	Dallara F324 TOM'S TGE 33	19	80.29	28:24.378	169.5
4	3	Javier Herrera	MEX	RT	1	BVM Racing	ITA	Dallara F324 TOM'S TGE 33	19	80.29	28:24.929	169.5
5	11	Alessandro Famularo	VEN			BVM Racing	ITA	Dallara F324 TOM'S TGE 33	19	80.29	28:25.388	169.4
6	21	Rui-Heng Yeh	TPE			Team Motopark	DEU	Dallara F324 TOM'S TGE 33	19	80.29	28:25.571	169.4
7	4	Ricardo Miranda Baptista	BRA	RT	2	BVM Racing	ITA	Dallara F324 TOM'S TGE 33	19	80.29	28:29.435	169.0
8	7	Wiktor Dobrzański	POL	RT	3	Team Motopark	DEU	Dallara F324 TOM'S TGE 33	19	80.29	28:32.847	168.7
9	58	Aaron Ferrazzano	BEL	RT	4	Neri Autosport	BEL	Dallara F324 TOM'S TGE 33	19	80.29	28:40.369	168.0
10	50	Jan Koller	CZE	RT	5	Team Motopark	DEU	Dallara F324 TOM'S TGE 33	19	80.29	28:41.391	167.9
11	10	Lorenzo Castillo	MEX	RT	6	Team Motopark	DEU	Dallara F324 TOM'S TGE 33	19	80.29	28:42.435	167.8
12	55	Divy Nandan	IND			BVM Racing	ITA	Dallara F324 TOM'S TGE 33	19	80.29	28:43.766	167.6





Misano
Euroformula Open
Race - 3
Lap Analysis



3

Javier Herrera

Dallara F324 TOM'S TGE 33 7

Wiktór Dobrzański

Dallara F324 TOM'S TGE 33

RT

BVM Racing

RT

Team Motopark

Lap	D	Time	Sector 1	Sector 2	Sector 3	T. Spd	Elapsed	Lap	D	Time	Sector 1	Sector 2	Sector 3	T. Spd	Elapsed
1		1:37.190	30.175	34.500	32.515	213.4	1:37.190	1		1:38.857	31.221	35.214	32.422	215.1	1:38.857
2		1:29.519	23.053	34.118	32.348	213.0	3:06.709	2		1:30.334	23.346	34.132	32.856	219.5	3:09.191
3		1:29.147	22.946	34.068	32.133	213.4	4:35.856	3		1:29.404	23.075	34.120	32.209	216.0	4:38.595
4		1:28.746	22.941	33.859	31.946	214.7	6:04.602	4		1:29.615	23.157	34.265	32.193	217.7	6:08.210
5		1:29.265	22.966	34.086	32.213	216.4	7:33.867	5		1:29.692	23.183	34.161	32.348	217.7	7:37.902
6		1:29.423	23.057	34.014	32.352	214.2	9:03.290	6		1:29.786	23.381	34.106	32.299	216.8	9:07.688
7		1:29.380	23.030	34.216	32.134	215.5	10:32.670	7		1:29.659	22.869	34.142	32.648	219.9	10:37.347
8		1:29.064	22.979	34.068	32.017	215.5	12:01.734	8		1:29.417	22.982	34.158	32.277	217.3	12:06.764
9		1:29.671	22.966	34.135	32.570	215.1	13:31.405	9		1:29.524	22.864	34.413	32.247	216.4	13:36.288
10		1:29.484	23.432	33.959	32.093	215.1	15:00.889	10		1:30.343	22.898	34.260	33.185	219.5	15:06.631
11		1:29.083	22.951	33.950	32.182	216.0	16:29.972	11		1:30.150	23.576	34.248	32.326	215.5	16:36.781
12		1:29.534	23.111	34.314	32.109	213.4	17:59.506	12		1:29.744	23.199	34.188	32.357	216.8	18:06.525
13		1:29.755	23.163	34.347	32.245	215.1	19:29.261	13		1:29.217	22.988	34.053	32.176	215.1	19:35.742
14		1:29.254	22.911	34.061	32.282	216.4	20:58.515	14		1:28.823	22.675	33.961	32.187	214.2	21:04.565
15		1:29.395	23.016	34.083	32.296	216.0	22:27.910	15		1:29.712	22.922	34.249	32.541	214.2	22:34.277
16		1:29.297	23.044	34.100	32.153	215.1	23:57.207	16		1:29.026	22.702	34.144	32.180	214.2	24:03.303
17		1:29.220	23.207	34.009	32.004	213.4	25:26.427	17		1:29.858	22.880	34.556	32.422	214.7	25:33.161
18		1:29.340	23.095	34.021	32.224	215.1	26:55.767	18		1:29.781	22.971	34.341	32.469	214.2	27:02.942
19		1:29.162	23.147	33.971	32.044	218.1	28:24.929	19		1:29.905	22.923	34.400	32.582	213.0	28:32.847

4

Ricardo Miranda Baptista

Dallara F324 TOM'S TGE 33 9

Everett Stack

Dallara F324 TOM'S TGE 33

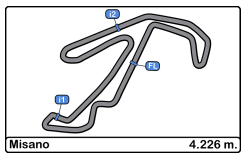
RT

BVM Racing

Team Motopark

Lap	D	Time	Sector 1	Sector 2	Sector 3	T. Spd	Elapsed	Lap	D	Time	Sector 1	Sector 2	Sector 3	T. Spd	Elapsed
1		1:37.422	30.389	34.689	32.344	214.7	1:37.422	1		1:35.219	28.854	34.154	32.211	210.9	1:35.219
2		1:30.008	23.231	34.441	32.336	212.5	3:07.430	2		1:29.658	22.863	34.443	32.352	211.3	3:04.877
3		1:29.194	22.926	34.074	32.194	214.2	4:36.624	3		1:29.151	22.943	33.988	32.220	212.1	4:34.028
4		1:30.550	23.718	34.539	32.293	214.2	6:07.174	4		1:28.983	22.777	34.117	32.089	212.1	6:03.011
5		1:29.338	22.919	34.082	32.337	213.4	7:36.512	5		1:28.749	22.678	33.873	32.198	212.1	7:31.760
6		1:29.322	22.865	34.160	32.297	212.1	9:05.834	6		1:28.742	22.597	34.003	32.142	211.7	9:00.502
7		1:29.470	22.881	34.315	32.274	213.0	10:35.304	7		1:28.697	22.696	33.875	32.126	211.7	10:29.199
8		1:29.226	22.924	34.102	32.200	213.8	12:04.530	8		1:28.749	22.741	33.898	32.110	212.1	11:57.948
9		1:29.308	22.790	34.111	32.407	212.1	13:33.838	9		1:28.668	22.623	33.927	32.118	212.1	13:26.616
10		1:29.502	22.823	34.094	32.585	213.4	15:03.340	10		1:28.903	22.778	33.901	32.224	212.5	14:55.519
11		1:29.569	22.975	34.213	32.381	212.1	16:32.909	11		1:28.920	22.823	33.972	32.125	212.1	16:24.439
12		1:29.470	22.904	34.079	32.487	213.0	18:02.379	12		1:28.914	22.722	34.062	32.130	211.3	17:53.353
13		1:29.399	22.822	34.306	32.271	211.7	19:31.778	13		1:29.004	22.906	34.015	32.083	212.1	19:22.357
14		1:29.604	22.988	34.302	32.314	213.0	21:01.382	14		1:28.984	22.657	33.950	32.377	211.3	20:51.341
15		1:29.641	22.966	34.272	32.403	212.5	22:31.023	15		1:28.961	22.789	34.021	32.151	212.1	22:20.302
16		1:29.457	22.864	34.240	32.353	213.0	24:00.480	16		1:28.886	22.742	34.026	32.118	211.7	23:49.188
17		1:29.284	22.949	34.021	32.314	212.5	25:29.764	17		1:28.808	22.797	33.894	32.117	212.5	25:17.996
18		1:29.347	22.851	34.290	32.206	212.5	26:59.111	18		1:29.284	22.814	34.021	32.449	210.5	26:47.280
19		1:30.324	23.505	34.396	32.423	212.1	28:29.435	19		1:29.328	22.774	34.066	32.488	210.1	28:16.608





Misano
Euroformula Open
Race - 3
Lap Analysis



10 Lorenzo Castillo Dallara F324 TOM'S TGE 33 21 Rui-Heng Yeh Dallara F324 TOM'S TGE 33

RT

Team Motopark

Team Motopark

Lap D	Time	Sector 1	Sector 2	Sector 3	T. Spd	Elapsed	Lap D	Time	Sector 1	Sector 2	Sector 3	T. Spd	Elapsed
1	1:40.366	32.025	35.278	33.063	216.4	1:40.366	1	1:38.361	31.430	34.425	32.506	218.6	1:38.361
2	1:30.165	23.167	34.329	32.669	216.8	3:10.531	2	1:29.892	23.359	34.264	32.269	216.4	3:08.253
3	1:30.017	23.144	34.340	32.533	213.0	4:40.548	3	1:28.612	22.731	33.914	31.967	217.7	4:36.865
4	1:29.690	22.911	34.315	32.464	212.1	6:10.238	4	1:29.539	23.763	33.817	31.959	216.0	6:06.404
5	1:29.637	22.999	34.205	32.433	213.0	7:39.875	5	1:28.710	22.673	33.939	32.098	215.5	7:35.114
6	1:29.557	22.898	34.322	32.337	213.4	9:09.432	6	1:28.918	22.943	33.972	32.003	215.1	9:04.032
7	1:29.310	22.817	34.208	32.285	213.0	10:38.742	7	1:29.357	22.952	34.204	32.201	215.1	10:33.389
8	1:29.301	22.893	34.090	32.318	214.7	12:08.043	8	1:28.927	22.921	33.910	32.096	217.7	12:02.316
9	1:29.371	22.860	34.219	32.292	214.2	13:37.414	9	1:29.179	22.969	34.008	32.202	217.3	13:31.495
10	1:29.914	23.047	34.153	32.714	217.7	15:07.328	10	1:30.296	23.802	34.257	32.237	216.4	15:01.791
11	1:30.008	23.333	34.257	32.418	214.7	16:37.336	11	1:29.404	23.162	34.130	32.112	214.7	16:31.195
12	1:29.648	23.072	34.202	32.374	215.5	18:06.984	12	1:29.219	23.034	34.022	32.163	215.5	18:00.414
13	1:30.055	23.607	34.154	32.294	214.7	19:37.039	13	1:29.283	23.029	34.085	32.169	216.4	19:29.697
14	1:29.919	23.078	34.227	32.614	215.1	21:06.958	14	1:29.370	23.125	34.029	32.216	216.4	20:59.067
15	1:32.463	23.272	34.905	34.286	211.3	22:39.421	15	1:29.291	23.081	34.037	32.173	216.0	22:28.358
16	1:30.916	23.541	34.526	32.849	208.8	24:10.337	16	1:29.228	23.070	34.080	32.078	217.3	23:57.586
17	1:30.183	23.146	34.223	32.814	215.5	25:40.520	17	1:29.245	23.146	34.020	32.079	217.3	25:26.831
18	1:31.557	24.218	34.938	32.401	211.7	27:12.077	18	1:29.422	23.142	34.034	32.246	217.7	26:56.253
19	1:30.358	22.806	34.619	32.933	214.7	28:42.435	19	1:29.318	23.102	34.263	31.953	216.0	28:25.571

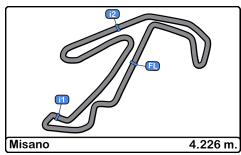
11 Alessandro Famularo Dallara F324 TOM'S TGE 33 27 Jesse Carrasquedo Dallara F324 TOM'S TGE 33

BVM Racing

Team Motopark

Lap D	Time	Sector 1	Sector 2	Sector 3	T. Spd	Elapsed	Lap D	Time	Sector 1	Sector 2	Sector 3	T. Spd	Elapsed
1	1:36.487	29.856	34.229	32.402	212.1	1:36.487	1	1:34.794	28.183	34.427	32.184	210.9	1:34.794
2	1:29.728	23.266	34.178	32.284	210.5	3:06.215	2	1:29.479	23.019	34.356	32.104	210.9	3:04.273
3	1:29.024	22.891	33.946	32.187	212.5	4:35.239	3	1:28.750	22.716	33.945	32.089	211.3	4:33.023
4	1:28.946	22.983	33.906	32.057	214.2	6:04.185	4	1:28.520	22.580	33.935	32.005	211.7	6:01.543
5	1:29.376	22.872	34.174	32.330	214.7	7:33.561	5	1:28.534	22.543	33.942	32.049	211.3	7:30.077
6	1:29.321	22.775	34.108	32.438	213.4	9:02.882	6	1:28.692	22.614	33.998	32.080	211.3	8:58.769
7	1:29.347	23.072	34.251	32.024	214.2	10:32.229	7	1:28.781	22.557	34.125	32.099	211.3	10:27.550
8	1:28.942	22.907	34.014	32.021	214.2	12:01.171	8	1:28.512	22.620	33.958	31.934	211.7	11:56.062
9	1:29.841	23.025	33.950	32.866	216.0	13:31.012	9	1:28.688	22.626	34.020	32.042	211.7	13:24.750
10	1:29.495	23.299	33.989	32.207	214.7	15:00.507	10	1:28.767	22.707	34.006	32.054	212.1	14:53.517
11	1:29.099	22.805	34.118	32.176	213.0	16:29.606	11	1:28.837	22.666	34.049	32.122	212.5	16:22.354
12	1:29.563	23.007	34.047	32.509	214.2	17:59.169	12	1:28.798	22.684	34.045	32.069	211.3	17:51.152
13	1:29.786	23.256	34.138	32.392	216.0	19:28.955	13	1:28.594	22.618	34.050	31.926	211.7	19:19.746
14	1:29.156	22.959	34.059	32.138	212.1	20:58.111	14	1:28.936	22.751	34.026	32.159	211.7	20:48.682
15	1:29.464	23.003	34.126	32.335	214.2	22:27.575	15	1:28.957	22.792	34.121	32.044	212.1	22:17.639
16	1:29.157	22.836	34.036	32.285	211.7	23:56.732	16	1:28.780	22.776	33.940	32.064	212.1	23:46.419
17	1:29.200	22.969	34.021	32.210	214.2	25:25.932	17	1:28.788	22.765	33.976	32.047	212.1	25:15.207
18	1:29.495	23.027	34.222	32.246	212.5	26:55.427	18	1:29.186	22.825	34.029	32.332	211.3	26:44.393
19	1:29.961	23.107	34.164	32.690	214.7	28:25.388	19	1:29.732	22.840	34.369	32.523	210.9	28:14.125





Misano
Euroformula Open
Race - 3
Lap Analysis



44

Diego de la Torre

Dallara F324 TOM'S TGE 33 55

Divy Nandan

Dallara F324 TOM'S TGE 33

Team Motopark

BVM Racing

Lap	D	Time	Sector 1	Sector 2	Sector 3	T. Spd	Elapsed	Lap	D	Time	Sector 1	Sector 2	Sector 3	T. Spd	Elapsed
1		1:35.831	29.351	34.087	32.393	216.8	1:35.831	1		1:38.194	30.820	34.745	32.629	213.0	1:38.194
2		1:29.501	23.001	34.201	32.299	214.7	3:05.332	2		1:30.565	23.217	34.596	32.752	210.5	3:08.759
3		1:29.342	22.969	34.001	32.372	217.3	4:34.674	3		1:29.448	23.053	34.039	32.356	213.0	4:38.207
4		1:29.083	22.906	33.985	32.192	215.5	6:03.757	4		1:29.704	23.082	34.284	32.338	212.5	6:07.911
5		1:29.373	22.962	34.126	32.285	215.5	7:33.130	5		1:29.777	23.080	34.130	32.567	213.4	7:37.688
6		1:29.530	22.820	34.290	32.420	213.0	9:02.660	6		1:29.512	22.998	34.087	32.427	213.4	9:07.200
7		1:29.155	22.852	34.048	32.255	213.8	10:31.815	7		1:29.692	22.917	34.362	32.413	213.0	10:36.892
8		1:29.114	22.887	34.057	32.170	215.1	12:00.929	8		1:29.390	23.001	34.090	32.299	213.0	12:06.282
9		1:29.879	22.846	34.249	32.784	213.4	13:30.808	9		1:29.412	22.823	34.080	32.509	213.0	13:35.694
10		1:29.125	22.771	34.105	32.249	214.2	14:59.933	10		1:30.749	22.938	34.626	33.185	211.3	15:06.443
11		1:29.374	22.904	34.210	32.260	213.4	16:29.307	11		1:29.959	23.224	34.258	32.477	210.9	16:36.402
12		1:29.596	22.817	34.257	32.522	213.4	17:58.903	12		1:30.144	22.984	34.261	32.899	211.3	18:06.546
13		1:29.649	23.056	34.392	32.201	214.2	19:28.552	13		1:30.115	23.373	34.338	32.404	213.4	19:36.661
14		1:29.315	22.862	34.185	32.268	214.2	20:57.867	14		1:30.043	23.002	34.403	32.638	212.1	21:06.704
15		1:29.071	22.787	34.016	32.268	213.8	22:26.938	15		1:32.112	23.299	35.072	33.741	211.3	22:38.816
16		1:29.364	22.802	34.134	32.428	213.8	23:56.302	16		1:30.644	23.518	34.605	32.521	210.9	24:09.460
17		1:29.432	22.863	34.188	32.381	212.5	25:25.734	17		1:30.597	23.143	34.533	32.921	211.7	25:40.057
18		1:29.248	22.953	33.986	32.309	213.8	26:54.982	18		1:30.474	23.182	34.547	32.745	210.5	27:10.531
19		1:29.396	22.960	34.047	32.389	213.4	28:24.378	19		1:33.235	23.149	35.255	34.831	206.5	28:43.766

50

Jan Koller

Dallara F324 TOM'S TGE 33 58

Aaron Ferrazzano

Dallara F324 TOM'S TGE 33

RT

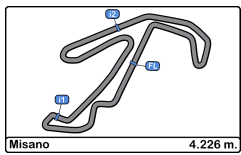
Team Motopark

RT

Neri Autosport

Lap	D	Time	Sector 1	Sector 2	Sector 3	T. Spd	Elapsed	Lap	D	Time	Sector 1	Sector 2	Sector 3	T. Spd	Elapsed
1		1:39.249	31.769	34.933	32.547	218.1	1:39.249	1		1:39.931	32.203	34.960	32.768	213.8	1:39.931
2		1:30.323	23.277	34.225	32.821	220.4	3:09.572	2		1:30.225	23.178	34.565	32.482	214.7	3:10.156
3		1:29.594	23.097	34.261	32.236	216.8	4:39.166	3		1:30.597	23.210	35.038	32.349	214.7	4:40.753
4		1:29.677	23.004	34.296	32.377	219.0	6:08.843	4		1:29.928	23.267	34.336	32.325	215.1	6:10.681
5		1:29.527	23.028	34.136	32.363	218.1	7:38.370	5		1:29.568	23.078	34.222	32.268	215.5	7:40.249
6		1:29.738	23.245	34.185	32.308	216.8	9:08.108	6		1:29.664	23.071	34.425	32.168	215.5	9:09.913
7		1:29.729	22.988	34.127	32.614	218.1	10:37.837	7		1:29.443	23.015	34.265	32.163	215.5	10:39.356
8		1:29.468	23.101	34.236	32.131	218.1	12:07.305	8		1:29.553	23.076	34.175	32.302	215.5	12:08.909
9		1:29.603	23.002	34.111	32.490	219.5	13:36.908	9		1:29.321	22.934	34.209	32.178	215.1	13:38.230
10		1:31.161	23.037	34.527	33.597	215.5	15:08.069	10		1:29.920	23.090	34.305	32.525	213.8	15:08.150
11		1:30.962	23.975	34.470	32.517	216.8	16:39.031	11		1:30.024	23.444	34.235	32.345	214.7	16:38.174
12		1:29.560	23.110	34.282	32.168	217.7	18:08.591	12		1:29.555	23.081	34.222	32.252	215.5	18:07.729
13		1:29.745	23.215	34.311	32.219	218.6	19:38.336	13		1:29.811	23.340	34.271	32.200	216.8	19:37.540
14		1:30.024	23.181	34.244	32.599	217.3	21:08.360	14		1:29.960	23.296	34.323	32.341	215.5	21:07.500
15		1:30.701	23.062	34.509	33.130	216.8	22:39.061	15		1:30.748	23.221	34.432	33.095	217.3	22:38.248
16		1:30.755	23.627	34.305	32.823	211.3	24:09.816	16		1:30.124	23.346	34.306	32.472	213.0	24:08.372
17		1:30.490	23.355	34.235	32.900	218.6	25:40.306	17		1:29.869	23.072	34.277	32.520	213.4	25:38.241
18		1:30.971	24.081	34.352	32.538	215.5	27:11.277	18		1:30.863	23.541	34.515	32.807	213.4	27:09.104
19		1:30.114	23.098	34.728	32.288	221.3	28:41.391	19		1:31.265	23.347	34.905	33.013	212.5	28:40.369



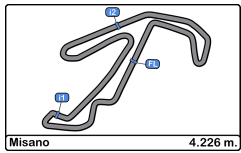


Misano
Euroformula Open
Race - 3
Analysis by Lap



Num	Lap Time	Gap	Num	Lap Time	Gap	Num	Lap Time	Gap	Num	Lap Time	Gap	Num	Lap Time	Gap
Lap 1			Lap 5			Lap 9			Lap 13			Lap 17		
27	1:34.794		27	1:28.534		27	1:28.688		27	1:28.594		27	1:28.788	
9	1:35.219	00.425	9	1:28.749	01.683	9	1:28.668	01.866	9	1:29.004	02.611	9	1:28.808	02.789
44	1:35.831	01.037	44	1:29.373	03.053	44	1:29.879	06.058	44	1:29.649	08.806	44	1:29.432	10.527
11	1:36.487	01.693	11	1:29.376	03.484	11	1:29.841	06.262	11	1:29.786	09.209	11	1:29.200	10.725
3	1:37.190	02.396	3	1:29.265	03.790	3	1:29.671	06.655	3	1:29.755	09.515	3	1:29.220	11.220
4	1:37.422	02.628	21	1:28.710	05.037	21	1:29.179	06.745	21	1:29.283	09.951	21	1:29.245	11.624
55	1:38.194	03.400	4	1:29.338	06.435	4	1:29.308	09.088	4	1:29.399	12.032	4	1:29.284	14.557
21	1:38.361	03.567	55	1:29.777	07.611	55	1:29.412	10.944	7	1:29.217	15.996	7	1:29.858	17.954
7	1:38.857	04.063	7	1:29.692	07.825	7	1:29.524	11.538	55	1:30.115	16.915	58	1:29.869	23.034
50	1:39.249	04.455	50	1:29.527	08.293	50	1:29.603	12.158	10	1:30.055	17.293	55	1:30.597	24.850
58	1:39.931	05.137	10	1:29.637	09.798	10	1:29.371	12.664	58	1:29.811	17.794	50	1:30.490	25.099
10	1:40.366	05.572	58	1:29.568	10.172	58	1:29.321	13.480	50	1:29.745	18.590	10	1:30.183	25.313
Lap 2			Lap 6			Lap 10			Lap 14			Lap 18		
27	1:29.479		27	1:28.692		27	1:28.767		27	1:28.936		27	1:29.186	
9	1:29.658	00.604	9	1:28.742	01.733	9	1:28.903	02.002	9	1:28.984	02.659	9	1:29.284	02.887
44	1:29.501	01.059	44	1:29.530	03.891	44	1:29.125	06.416	44	1:29.315	09.185	44	1:29.248	10.589
11	1:29.728	01.942	11	1:29.321	04.113	11	1:29.495	06.990	11	1:29.156	09.429	11	1:29.495	11.034
3	1:29.519	02.436	3	1:29.423	04.521	3	1:29.484	07.372	3	1:29.254	09.833	3	1:29.340	11.374
4	1:30.008	03.157	21	1:28.918	05.263	21	1:30.296	08.274	21	1:29.370	10.385	21	1:29.422	11.860
21	1:29.892	03.980	4	1:29.322	07.065	4	1:29.502	09.823	4	1:29.604	12.700	4	1:29.347	14.718
55	1:30.565	04.486	55	1:29.512	08.431	55	1:30.749	12.926	7	1:28.823	15.883	7	1:29.781	18.549
7	1:30.334	04.918	7	1:29.786	08.919	7	1:30.343	13.114	55	1:30.043	18.022	58	1:30.863	24.711
50	1:30.323	05.299	50	1:29.738	09.339	10	1:29.914	13.811	10	1:29.919	18.276	55	1:30.474	26.138
58	1:30.225	05.883	10	1:29.557	10.663	50	1:31.161	14.552	58	1:29.960	18.818	50	1:30.971	26.884
10	1:30.165	06.258	58	1:29.664	11.144	58	1:29.920	14.633	50	1:30.024	19.678	10	1:31.557	27.684
Lap 3			Lap 7			Lap 11			Lap 15			Lap 19		
27	1:28.750		27	1:28.781		27	1:28.837		27	1:28.957		27	1:29.732	
9	1:29.151	01.005	9	1:28.697	01.649	9	1:28.920	02.085	9	1:28.961	02.663	9	1:29.328	02.483
44	1:29.342	01.651	44	1:29.155	04.265	44	1:29.374	06.953	44	1:29.071	09.299	44	1:29.396	10.253
11	1:29.024	02.216	11	1:29.347	04.679	11	1:29.099	07.252	11	1:29.464	09.936	3	1:29.162	10.804
3	1:29.147	02.833	3	1:29.380	05.120	3	1:29.083	07.618	3	1:29.395	10.271	11	1:29.961	11.263
4	1:29.194	03.601	21	1:29.357	05.839	21	1:29.404	08.841	21	1:29.291	10.719	21	1:29.318	11.446
21	1:28.612	03.842	4	1:29.470	07.754	4	1:29.569	10.555	4	1:29.641	13.384	4	1:30.324	15.310
55	1:29.448	05.184	55	1:29.692	09.342	55	1:29.959	14.048	7	1:29.712	16.638	7	1:29.905	18.722
7	1:29.404	05.572	7	1:29.659	09.797	7	1:30.150	14.427	58	1:30.748	20.609	58	1:31.265	26.244
50	1:29.594	06.143	50	1:29.729	10.287	10	1:30.008	14.982	55	1:32.112	21.177	50	1:30.114	27.266
10	1:30.017	07.525	10	1:29.310	11.192	58	1:30.024	15.820	50	1:30.701	21.422	10	1:30.358	28.310
58	1:30.597	07.730	58	1:29.443	11.806	50	1:30.962	16.677	10	1:32.463	21.782	55	1:33.235	29.641
Lap 4			Lap 8			Lap 12			Lap 16					
27	1:28.520		27	1:28.512		27	1:28.798		27	1:28.780				
9	1:28.983	01.468	9	1:28.749	01.886	9	1:28.914	02.201	9	1:28.886	02.769			
44	1:29.083	02.214	44	1:29.114	04.867	44	1:29.596	07.751	44	1:29.364	09.883			
11	1:28.946	02.642	11	1:28.942	05.109	11	1:29.563	08.017	11	1:29.157	10.313			
3	1:28.746	03.059	3	1:29.064	05.672	3	1:29.534	08.354	3	1:29.297	10.788			
21	1:29.539	04.861	21	1:28.927	06.254	21	1:29.219	09.262	21	1:29.228	11.167			
4	1:30.550	05.631	4	1:29.226	08.468	4	1:29.470	11.227	4	1:29.457	14.061			
55	1:29.704	06.368	55	1:29.390	10.220	7	1:29.744	15.373	7	1:29.026	16.884			
7	1:29.615	06.667	7	1:29.417	10.702	55	1:30.144	15.394	58	1:30.124	21.953			
50	1:29.677	07.300	50	1:29.468	11.243	10	1:29.648	15.832	55	1:30.644	23.041			
10	1:29.690	08.695	10	1:29.301	11.981	58	1:29.555	16.577	50	1:30.755	23.397			
58	1:29.928	09.138	58	1:29.553	12.847	50	1:29.560	17.439	10	1:30.916	23.918			



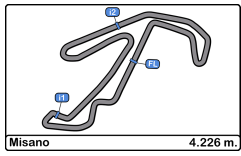


Misano
Euroformula Open
Race - 3
Best Sectors Results



Sector - 1			Sector - 2			Sector - 3			Ideal Lap vs Best Lap						
Clas	Nº	Driver	Time	Nº	Driver	Time	Nº	Driver	Time	Clas	Nº	Driver	Ideal Lap	Best Lap	Clas
1	27	Jesse Carrasquedo	22.543	21	Rui-Heng Yeh	33.817	27	Jesse Carrasquedo	31.926	1	27	Jesse Carrasquedo	1:28.404	1:28.512	1
2	9	Everett Stack	22.597	3	Javier Herrera	33.859	3	Javier Herrera	31.946	2	21	Rui-Heng Yeh	1:28.443	1:28.612	2
3	21	Rui-Heng Yeh	22.673	9	Everett Stack	33.873	21	Rui-Heng Yeh	31.953	3	9	Everett Stack	1:28.553	1:28.668	3
4	7	Wiktor Dobrzański	22.675	11	Alessandro Famularo	33.906	11	Alessandro Famularo	32.021	4	11	Alessandro Famularo	1:28.702	1:28.942	6
5	44	Diego de la Torre	22.771	27	Jesse Carrasquedo	33.935	9	Everett Stack	32.083	5	3	Javier Herrera	1:28.716	1:28.746	4
6	11	Alessandro Famularo	22.775	7	Wiktor Dobrzański	33.961	50	Jan Koller	32.131	6	7	Wiktor Dobrzański	1:28.812	1:28.823	5
7	4	Ricardo Miranda Baptista	22.790	44	Diego de la Torre	33.985	58	Aaron Ferrazzano	32.163	7	44	Diego de la Torre	1:28.926	1:29.071	7
8	10	Lorenzo Castillo	22.806	4	Ricardo Miranda Baptista	34.021	44	Diego de la Torre	32.170	8	4	Ricardo Miranda Baptista	1:29.005	1:29.194	8
9	55	Divy Nandan	22.823	55	Divy Nandan	34.039	7	Wiktor Dobrzański	32.176	9	55	Divy Nandan	1:29.161	1:29.390	11
10	3	Javier Herrera	22.911	10	Lorenzo Castillo	34.090	4	Ricardo Miranda Baptista	32.194	10	10	Lorenzo Castillo	1:29.181	1:29.301	9
11	58	Aaron Ferrazzano	22.934	50	Jan Koller	34.111	10	Lorenzo Castillo	32.285	11	50	Jan Koller	1:29.230	1:29.468	12
12	50	Jan Koller	22.988	58	Aaron Ferrazzano	34.175	55	Divy Nandan	32.299	12	58	Aaron Ferrazzano	1:29.272	1:29.321	10



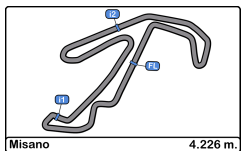


Misano
Euroformula Open
Race - 3
Leader Sequence



N°	Driver	Nat	Cat	Clas	Team	Nat	Vehicle	Start Lap	End Lap	Laps	Total Laps
27	Jesse Carrasquedo	MEX			Team Motopark	GER	Dallara F324 TOM'S TGE 33	1	19	19	19



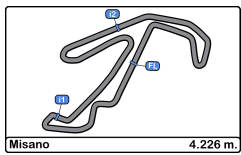


Misano
Euroformula Open
Race - 3
Best 5 Lap Times



Cls	N°	Driver	Nat	Cat	Cls	Team	Nat	Vehicle	Best 1		Best 2		Best 3		Best 4		Best 5	
									Time	Lap	Time	Lap	Time	Lap	Time	Lap	Time	Lap
1	27	Jesse Carrasquedo	MEX			Team Motopark	DEU	Dallara F324 TOM'S TGE 33	1:28.512	8	1:28.520	4	1:28.534	5	1:28.594	13	1:28.688	9
2	21	Rui-Heng Yeh	TPE			Team Motopark	DEU	Dallara F324 TOM'S TGE 33	1:28.612	3	1:28.710	5	1:28.918	6	1:28.927	8	1:29.179	9
3	9	Everett Stack	USA			Team Motopark	DEU	Dallara F324 TOM'S TGE 33	1:28.668	9	1:28.697	7	1:28.742	6	1:28.749	5	1:28.749	8
4	3	Javier Herrera	MEX	RT	1	BVM Racing	ITA	Dallara F324 TOM'S TGE 33	1:28.746	4	1:29.064	8	1:29.083	11	1:29.147	3	1:29.162	19
5	7	Wiktor Dobrzański	POL	RT	2	Team Motopark	DEU	Dallara F324 TOM'S TGE 33	1:28.823	14	1:29.026	16	1:29.217	13	1:29.404	3	1:29.417	8
6	11	Alessandro	VEN			BVM Racing	ITA	Dallara F324 TOM'S TGE 33	1:28.942	8	1:28.946	4	1:29.024	3	1:29.099	11	1:29.156	14
7	44	Diego de la Torre	MEX			Team Motopark	DEU	Dallara F324 TOM'S TGE 33	1:29.071	15	1:29.083	4	1:29.114	8	1:29.125	10	1:29.155	7
8	4	Ricardo Miranda Baptista	BRA	RT	3	BVM Racing	ITA	Dallara F324 TOM'S TGE 33	1:29.194	3	1:29.226	8	1:29.284	17	1:29.308	9	1:29.322	6
9	10	Lorenzo Castillo	MEX	RT	4	Team Motopark	DEU	Dallara F324 TOM'S TGE 33	1:29.301	8	1:29.310	7	1:29.371	9	1:29.557	6	1:29.637	5
10	58	Aaron Ferrazzano	BEL	RT	5	Neri Autosport	BEL	Dallara F324 TOM'S TGE 33	1:29.321	9	1:29.443	7	1:29.553	8	1:29.555	12	1:29.568	5
11	55	Divy Nandan	IND			BVM Racing	ITA	Dallara F324 TOM'S TGE 33	1:29.390	8	1:29.412	9	1:29.448	3	1:29.512	6	1:29.692	7
12	50	Jan Koller	CZE	RT	6	Team Motopark	DEU	Dallara F324 TOM'S TGE 33	1:29.468	8	1:29.527	5	1:29.560	12	1:29.594	3	1:29.603	9



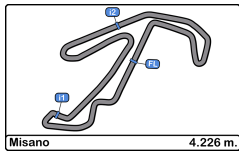


Misano
Euroformula Open
Race - 3
Best 5 Top Speeds



Clas	N°	Driver	Nat	Cat	Cls	Team	Nat	Vehicle	Top 1		Top 2		Top 3		Top 4		Top 5		Avg
									Km/h	Lap	Km/h	Lap	Km/h	Lap	Km/h	Lap	Km/h	Lap	
1	50	Jan Koller	CZE	RT	1	Team Motopark	DEU	Dallara F324 TOM'S TGE 33	221.3	19	220.4	2	219.5	9	219.0	4	218.6	13	219.7
2	7	Wiktor Dobrzański	POL	RT	2	Team Motopark	DEU	Dallara F324 TOM'S TGE 33	219.9	7	219.5	2	219.5	10	217.7	4	217.7	5	218.8
3	21	Rui-Heng Yeh	TPE			Team Motopark	DEU	Dallara F324 TOM'S TGE 33	218.6	1	217.7	3	217.7	8	217.7	18	217.3	9	217.8
4	3	Javier Herrera	MEX	RT	3	BVM Racing	ITA	Dallara F324 TOM'S TGE 33	218.1	19	216.4	5	216.4	14	216.0	11	216.0	15	216.6
5	10	Lorenzo Castillo	MEX	RT	4	Team Motopark	DEU	Dallara F324 TOM'S TGE 33	217.7	10	216.8	2	216.4	1	215.5	12	215.5	17	216.4
6	44	Diego de la Torre	MEX			Team Motopark	DEU	Dallara F324 TOM'S TGE 33	217.3	3	216.8	1	215.5	4	215.5	5	215.1	8	216.0
7	58	Aaron Ferrazzano	BEL	RT	5	Neri Autosport	BEL	Dallara F324 TOM'S TGE 33	217.3	15	216.8	13	215.5	5	215.5	6	215.5	7	216.1
8	11	Alessandro Famularo	ITA			BVM Racing	ITA	Dallara F324 TOM'S TGE 33	216.0	9	216.0	13	214.7	5	214.7	10	214.7	19	215.2
9	4	Ricardo Miranda Baptista	BRA	RT	6	BVM Racing	ITA	Dallara F324 TOM'S TGE 33	214.7	1	214.2	3	214.2	4	213.8	8	213.4	5	214.1
10	55	Divy Nandan	IND			BVM Racing	ITA	Dallara F324 TOM'S TGE 33	213.4	5	213.4	6	213.4	13	213.0	1	213.0	3	213.2
11	9	Everett Stack	USA			Team Motopark	DEU	Dallara F324 TOM'S TGE 33	212.5	10	212.5	17	212.1	3	212.1	4	212.1	5	212.3
12	27	Jesse Carrasquedo	MEX			Team Motopark	DEU	Dallara F324 TOM'S TGE 33	212.5	11	212.1	10	212.1	15	212.1	16	212.1	17	212.2



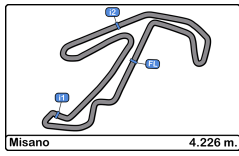


Misano
Euroformula Open
Race - 3
Fastest Laps Sequence



Lap	Time of Day	Session Time	Nº	Driver	Nat	Cat	Team	Nat	Vehicle	Time	Km/h
2	16:01:09.179	3:04.179	27	Jesse Carrasquedo		MEX	Team Motopark		DEU Dallara F324 TOM'S TGE 33	1:29.479	170.0
3	16:02:37.929	4:32.929	27	Jesse Carrasquedo		MEX	Team Motopark		DEU Dallara F324 TOM'S TGE 33	1:28.750	171.4
3	16:02:41.770	4:36.770	21	Rui-Heng Yeh		TPE	Team Motopark		DEU Dallara F324 TOM'S TGE 33	1:28.612	171.6
4	16:04:06.449	6:01.449	27	Jesse Carrasquedo		MEX	Team Motopark		DEU Dallara F324 TOM'S TGE 33	1:28.520	171.8
8	16:10:00.968	11:55.968	27	Jesse Carrasquedo		MEX	Team Motopark		DEU Dallara F324 TOM'S TGE 33	1:28.512	171.8





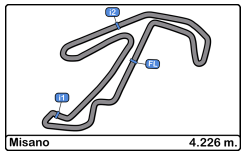
Misano
Euroformula Open
Race - 3
Lap Chart



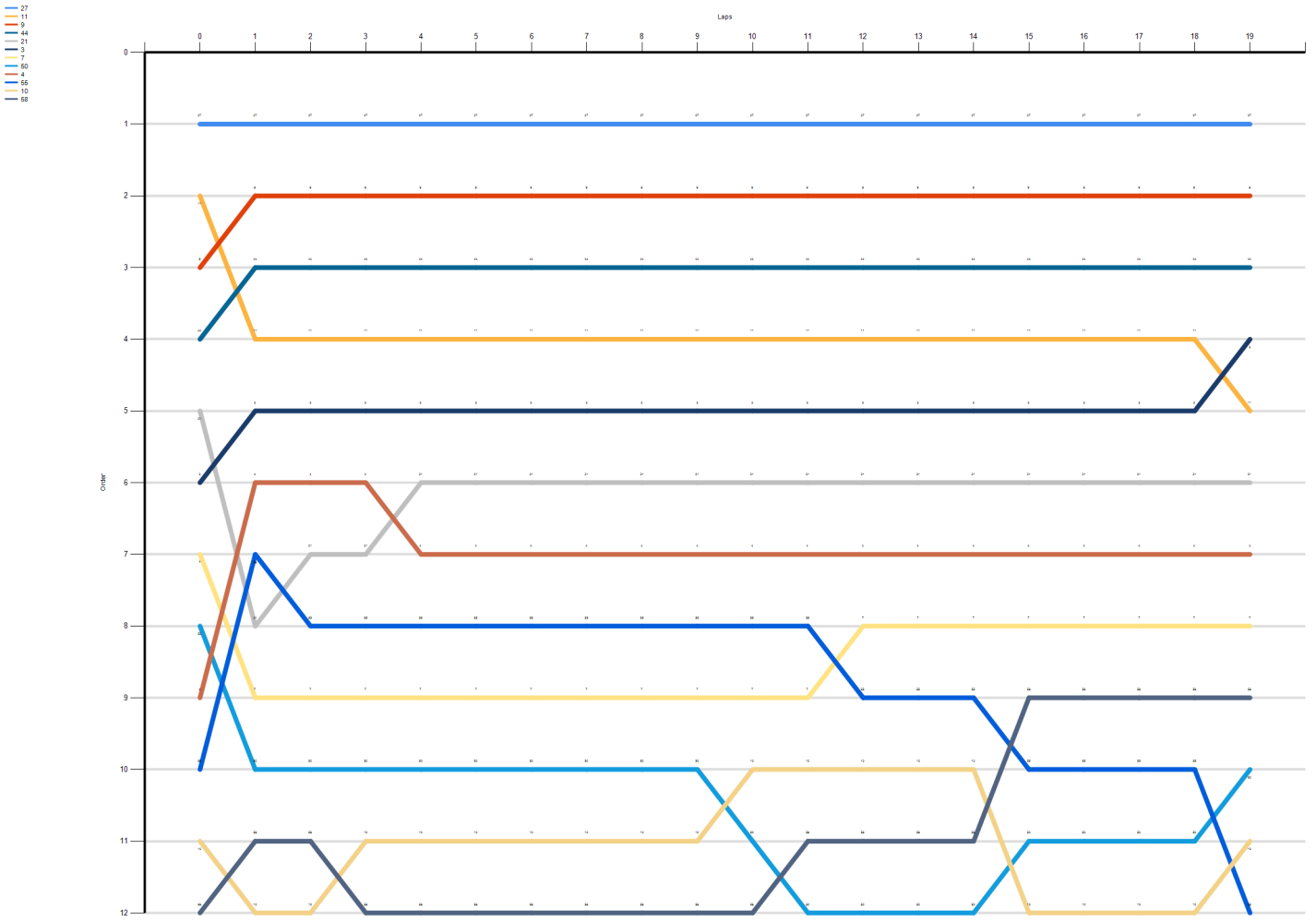
LAP

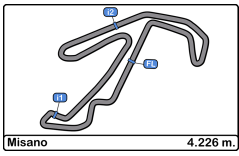
Nr	Pos	Grid	1	2	3	4	5	6	7	8	9	10	11	12	13	14	15	16	17	18	19
27	1	27	27	27	27	27	27	27	27	27	27	27	27	27	27	27	27	27	27	27	27
11	2	11	9	9	9	9	9	9	9	9	9	9	9	9	9	9	9	9	9	9	9
9	3	9	44	44	44	44	44	44	44	44	44	44	44	44	44	44	44	44	44	44	44
44	4	44	11	11	11	11	11	11	11	11	11	11	11	11	11	11	11	11	11	11	3
21	5	21	3	3	3	3	3	3	3	3	3	3	3	3	3	3	3	3	3	3	11
3	6	3	4	4	4	21	21	21	21	21	21	21	21	21	21	21	21	21	21	21	21
7	7	7	55	21	21	4	4	4	4	4	4	4	4	4	4	4	4	4	4	4	4
50	8	50	21	55	55	55	55	55	55	55	55	55	55	7	7	7	7	7	7	7	7
4	9	4	7	7	7	7	7	7	7	7	7	7	55	55	55	58	58	58	58	58	58
55	10	55	50	50	50	50	50	50	50	50	10	10	10	10	10	10	55	55	55	55	50
10	11	10	58	58	10	10	10	10	10	10	10	50	58	58	58	58	50	50	50	50	10
58	12	58	10	10	58	58	58	58	58	58	58	58	50	50	50	10	10	10	10	10	55





Misano
Euroformula Open
Race - 3
Graphic Lap Chart



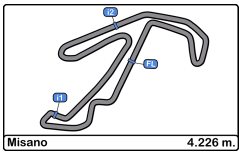


Misano
Euroformula Open
Race - 3
Pit Stop Analysis



Ord.	Nr.	In Day Time	Driver	Nat	Team	Nat	Vehicle	Cat	In Time	Stop N°	Pit Time	Handicap	Diff.
------	-----	-------------	--------	-----	------	-----	---------	-----	---------	---------	----------	----------	-------

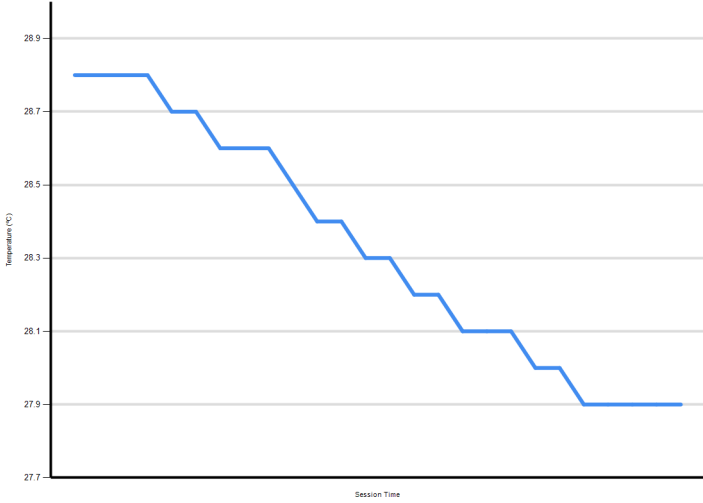




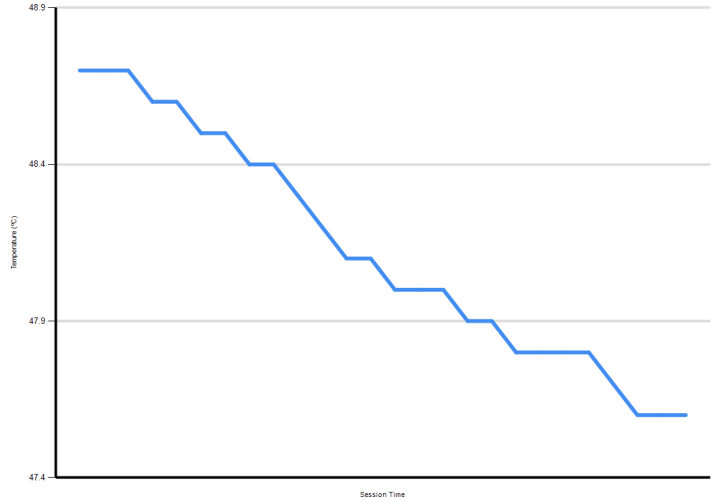
Misano
Euroformula Open
Race - 3
Weather Report



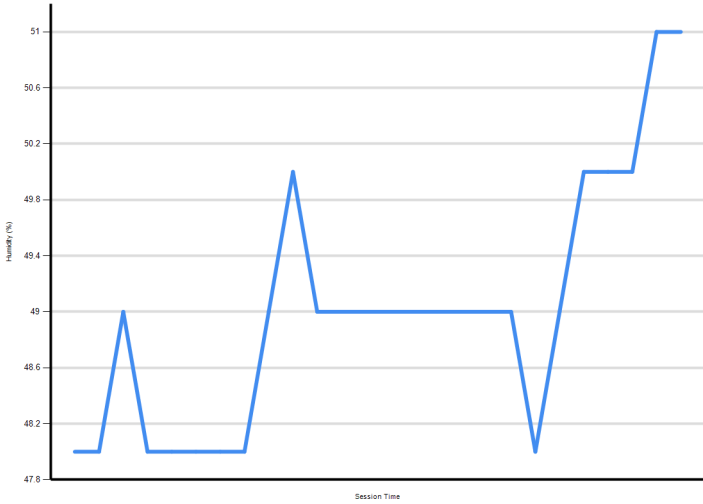
Air Temperature



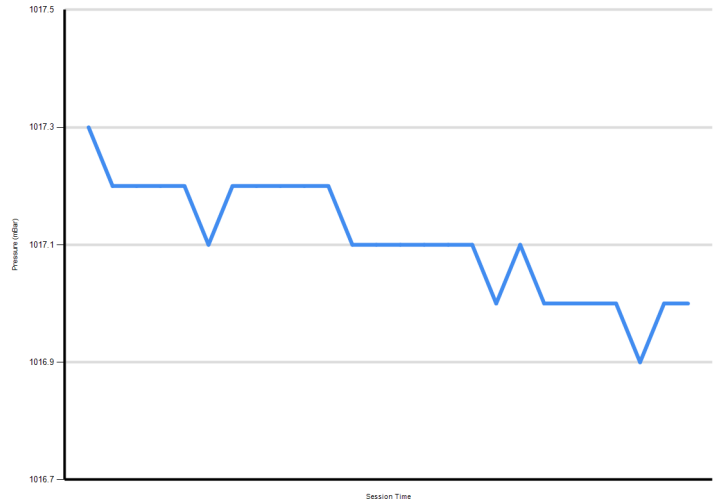
Track Temperature



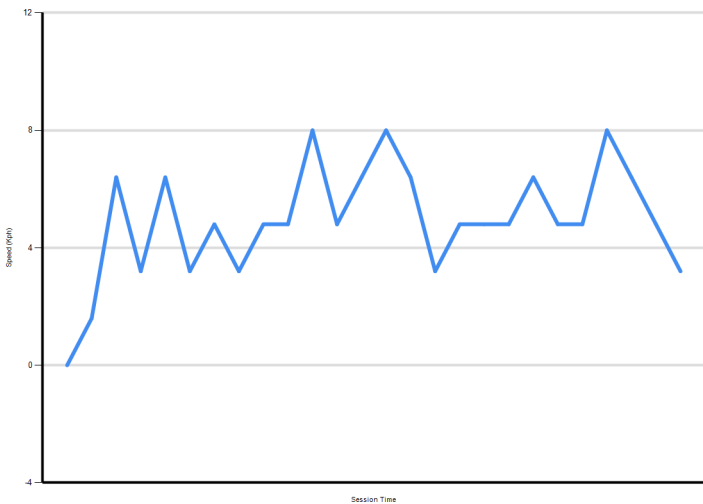
Humidity



Pressure



Wind Speed



Wind direction

