

Spa Francorchamps
Euroformula Open
Race - 3
Provisional Results



Clas	Nº	Driver	Nat	Cat	Clas	Team	Nat	Vehicle	Laps	Total Time	Gap	Interval	Km/h	Best	Time	Km/h
1	21	Rui-Heng Yeh				Team Motopark		Dallara F324 TOM'S TGE 33	12	30:26.991			165.6	12	2:13.437	188.9
2	9	Everett Stack				Team Motopark		Dallara F324 TOM'S TGE 33	12	30:53.427	26.436	26.436	163.2	11	2:13.707	188.5
3	48	Genaro Trappa		RT	1	DRIVEX		Dallara F324 TOM'S TGE 33	12	30:58.907	31.916	5.480	162.7	11	2:12.798	189.8
4	11	Alessandro Famularo				BVM Racing		Dallara F324 TOM'S TGE 33	12	30:59.541	32.550	0.634	162.7	11	2:15.756	185.7
5	44	Diego de la Torre				Team Motopark		Dallara F324 TOM'S TGE 33	12	30:59.776	32.785	0.235	162.6	11	2:14.090	188.0
6	27	Jesse Carrasquedo				Team Motopark		Dallara F324 TOM'S TGE 33	12	31:00.063	33.072	0.287	162.6	12	2:13.270	189.1
7	37	Filippo Fiorentino		RT	2	DRIVEX		Dallara F324 TOM'S TGE 33	12	31:04.123	37.132	4.060	162.3	12	2:13.466	188.9
8	7	Wiktor Dobrzański		RT	3	Team Motopark		Dallara F324 TOM'S TGE 33	12	31:08.202	41.211	4.079	161.9	11	2:15.175	186.5
9	3	Javier Herrera		RT	4	BVM Racing		Dallara F324 TOM'S TGE 33	12	31:14.938	47.947	6.736	161.3	11	2:13.806	188.4
10	10	Lorenzo Castillo		RT	5	Team Motopark		Dallara F324 TOM'S TGE 33	12	31:15.548	48.557	0.610	161.3	12	2:14.271	187.7
11	55	Divy Nandan				BVM Racing		Dallara F324 TOM'S TGE 33	12	31:28.226	1:01.235	12.678	160.2	12	2:15.362	186.2
12	50	Jan Koller		RT	6	Team Motopark		Dallara F324 TOM'S TGE 33	12	31:29.887	1:02.896	1.661	160.1	11	2:16.020	185.3
13	58	Aaron Ferrazzano		RT	7	Neri Autosport		Dallara F324 TOM'S TGE 33	12	32:40.550	2:13.559	1:10.663	154.3	12	2:13.899	188.3
Not classified: (Requirements: 75% of number laps of leader = 9 Laps)																
	8	Alceu Feldmann		RT		BVM Racing		Dallara F324 TOM'S TGE 33	6	18:42.993	6 Laps	6 Laps	134.7	4	2:27.022	171.5

Fastest lap Genaro Trappa in 2:12.798 at 189.8 Km/h in lap 11

*** PENALTIES**

STEWARDS DECISION DRIVE THROUGH CAR 21 AND 11 - SAFETY CAR INFRINGEMENT DONE DURING THE RACE

Published at:.....

Track Temp: **13.8 °C** Air Temp: **12.3 °C** Humidity: **74 %** Track Status: **WET**

Race Director:

Daniele Galbiati
 ACI DGAa 46766

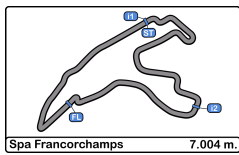
Timekeeper:

Luis Garcia
 JCR-2654-ESP/M



CIRCUIT DE SPA
 FRANCORCHAMPS





Spa Francorchamps
Euroformula Open
Race - 3



Provisional Results by Category

Clas	Nº	Driver	Nat	Cat	Clas	Team	Nat	Vehicle	Laps	Total Time	Gap	Interval	Km/h	Best	Time	Km/h
1	21	Rui-Heng Yeh	TPE			Team Motopark	DEU	Dallara F324 TOM'S TGE 33	12	30:26.991			165.6	12	2:13.437	188.9
2	9	Everett Stack	USA			Team Motopark	DEU	Dallara F324 TOM'S TGE 33	12	30:53.427	26.436	26.436	163.2	11	2:13.707	188.5
3	11	Alessandro Famularo	VEN			BVM Racing	ITA	Dallara F324 TOM'S TGE 33	12	30:59.541	32.550	6.114	162.7	11	2:15.756	185.7
4	44	Diego de la Torre	MEX			Team Motopark	DEU	Dallara F324 TOM'S TGE 33	12	30:59.776	32.785	0.235	162.6	11	2:14.090	188.0
5	27	Jesse Carrasquedo	MEX			Team Motopark	DEU	Dallara F324 TOM'S TGE 33	12	31:00.063	33.072	0.287	162.6	12	2:13.270	189.1
6	55	Divy Nandan	IND			BVM Racing	ITA	Dallara F324 TOM'S TGE 33	12	31:28.226	1:01.235	28.163	160.2	12	2:15.362	186.2

RT

Clas	Nº	Driver	Nat	Cat	Clas	Team	Nat	Vehicle	Laps	Total Time	Gap	Interval	Km/h	Best	Time	Km/h
1	48	Genaro Trappa	ARG	RT	1	DRIVEX	ESP	Dallara F324 TOM'S TGE 33	12	30:58.907			162.7	11	2:12.798	189.8
2	37	Filippo Fiorentino	BRA	RT	2	DRIVEX	ESP	Dallara F324 TOM'S TGE 33	12	31:04.123	5.216	5.216	162.3	12	2:13.466	188.9
3	7	Wiktor Dobrzański	POL	RT	3	Team Motopark	DEU	Dallara F324 TOM'S TGE 33	12	31:08.202	9.295	4.079	161.9	11	2:15.175	186.5
4	3	Javier Herrera	MEX	RT	4	BVM Racing	ITA	Dallara F324 TOM'S TGE 33	12	31:14.938	16.031	6.736	161.3	11	2:13.806	188.4
5	10	Lorenzo Castillo	MEX	RT	5	Team Motopark	DEU	Dallara F324 TOM'S TGE 33	12	31:15.548	16.641	0.610	161.3	12	2:14.271	187.7
6	50	Jan Koller	CZE	RT	6	Team Motopark	DEU	Dallara F324 TOM'S TGE 33	12	31:29.887	30.980	14.339	160.1	11	2:16.020	185.3
7	58	Aaron Ferrazzano	BEL	RT	7	Neri Autosport	BEL	Dallara F324 TOM'S TGE 33	12	32:40.550	1:41.643	1:10.663	154.3	12	2:13.899	188.3

Not classified: (Requirements: 75% of number laps of leader = 9 Laps)

8	Alceu Feldmann	BRA	RT	8	BVM Racing	ITA	Dallara F324 TOM'S TGE 33	6	18:42.993	6 Laps	6 Laps	134.7	4	2:27.022	171.5
---	----------------	-----	----	---	------------	-----	---------------------------	---	-----------	--------	--------	-------	---	----------	-------

Fastest lap Genaro Trappa in 2:12.798 at 189.8 Km/h in lap 11

*** PENALTIES**

STEWARDS DECISION DRIVE THROUGH CAR 21 AND 11 - SAFETY CAR INFRINGEMENT DONE DURING THE RACE

Published at:.....

Track Temp: 13.8 °C Air Temp: 12.3 °C Humidity: 74 % Track Status: WET

Race Director:

Daniele Galbiati

ACI DGAa 46766

Timekeeper:

Luis Garcia

JCR-2654-ESP/M



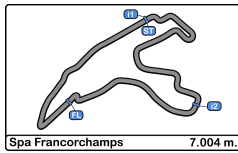
CIRCUIT DE SPA FRANCORCHAMPS



Aut Intercontinental Series of Assen/Dario



INTERNATIONAL SERIES

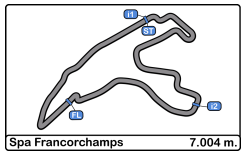


Spa Francorchamps
Euroformula Open
Race - 3



Provisional Classification by Driver Fastest Lap

Cl	N°	Entrant/Team	Nat	Vehicle	Driver	Nat	Cat	Cl	Laps	Best	Time	Gap	Interval	Km/h
1	48	DRIVEX	ESP	Dallara F324 TOM'S TGE 33	Genaro Trappa	ARG	RT	1	12	11	2:12.798			189.8
2	27	Team Motopark	DEU	Dallara F324 TOM'S TGE 33	Jesse Carrasquedo	MEX			12	12	2:13.270	0.472	0.472	189.1
3	21	Team Motopark	DEU	Dallara F324 TOM'S TGE 33	Rui-Heng Yeh	TPE			12	12	2:13.437	0.639	0.167	188.9
4	37	DRIVEX	ESP	Dallara F324 TOM'S TGE 33	Filippo Fiorentino	BRA	RT	2	12	12	2:13.466	0.668	0.029	188.9
5	9	Team Motopark	DEU	Dallara F324 TOM'S TGE 33	Everett Stack	USA			12	11	2:13.707	0.909	0.241	188.5
6	3	BVM Racing	ITA	Dallara F324 TOM'S TGE 33	Javier Herrera	MEX	RT	3	12	11	2:13.806	1.008	0.099	188.4
7	58	Neri Autosport	BEL	Dallara F324 TOM'S TGE 33	Aaron Ferrazzano	BEL	RT	4	12	12	2:13.899	1.101	0.093	188.3
8	44	Team Motopark	DEU	Dallara F324 TOM'S TGE 33	Diego de la Torre	MEX			12	11	2:14.090	1.292	0.191	188.0
9	10	Team Motopark	DEU	Dallara F324 TOM'S TGE 33	Lorenzo Castillo	MEX	RT	5	12	12	2:14.271	1.473	0.181	187.7
10	7	Team Motopark	DEU	Dallara F324 TOM'S TGE 33	Wiktor Dobrzański	POL	RT	6	12	11	2:15.175	2.377	0.904	186.5
11	55	BVM Racing	ITA	Dallara F324 TOM'S TGE 33	Divy Nandan	IND			12	12	2:15.362	2.564	0.187	186.2
12	11	BVM Racing	ITA	Dallara F324 TOM'S TGE 33	Alessandro Famularo	VEN			12	11	2:15.756	2.958	0.394	185.7
13	50	Team Motopark	DEU	Dallara F324 TOM'S TGE 33	Jan Koller	CZE	RT	7	12	11	2:16.020	3.222	0.264	185.3
14	8	BVM Racing	ITA	Dallara F324 TOM'S TGE 33	Alceu Feldmann	BRA	RT	8	6	4	2:27.022	14.224	11.002	171.5



Spa Francorchamps
Euroformula Open
Race - 3



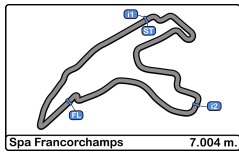
Distance and Speed Average

Clas	Nº	Driver	Nat	Cat	Clas	Team	Nat	Vehicle	Laps	Distance	Total Time	Km/h
1	21	Rui-Heng Yeh				Team Motopark		Dallara F324 TOM'S TGE 33	12	84.04	30:26.991	165.6
2	9	Everett Stack				Team Motopark		Dallara F324 TOM'S TGE 33	12	84.04	30:53.427	163.2
3	48	Genaro Trappa		RT	1	DRIVEX		Dallara F324 TOM'S TGE 33	12	84.04	30:58.907	162.7
4	11	Alessandro Famularo				BVM Racing		Dallara F324 TOM'S TGE 33	12	84.04	30:59.541	162.7
5	44	Diego de la Torre				Team Motopark		Dallara F324 TOM'S TGE 33	12	84.04	30:59.776	162.6
6	27	Jesse Carrasquedo				Team Motopark		Dallara F324 TOM'S TGE 33	12	84.04	31:00.063	162.6
7	37	Filippo Fiorentino		RT	2	DRIVEX		Dallara F324 TOM'S TGE 33	12	84.04	31:04.123	162.3
8	7	Wiktor Dobrzański		RT	3	Team Motopark		Dallara F324 TOM'S TGE 33	12	84.04	31:08.202	161.9
9	3	Javier Herrera		RT	4	BVM Racing		Dallara F324 TOM'S TGE 33	12	84.04	31:14.938	161.3
10	10	Lorenzo Castillo		RT	5	Team Motopark		Dallara F324 TOM'S TGE 33	12	84.04	31:15.548	161.3
11	55	Divy Nandan				BVM Racing		Dallara F324 TOM'S TGE 33	12	84.04	31:28.226	160.2
12	50	Jan Koller		RT	6	Team Motopark		Dallara F324 TOM'S TGE 33	12	84.04	31:29.887	160.1
13	58	Aaron Ferrazzano		RT	7	Neri Autosport		Dallara F324 TOM'S TGE 33	12	84.04	32:40.550	154.3
14	8	Alceu Feldmann		RT	8	BVM Racing		Dallara F324 TOM'S TGE 33	6	42.02	18:42.993	134.7



CIRCUIT DE SPA
FRANCORCHAMPS





Spa Francorchamps
Euroformula Open
Race - 3
Lap Analysis



3 Javier Herrera Dallara F324 TOM'S TGE 33 10 Lorenzo Castillo Dallara F324 TOM'S TGE 33

RT							BVM Racing						RT					Team Motopark						
Lap	D	Time	Sector 1	Sector 2	Sector 3	T. Spd	Elapsed	Lap	D	Time	Sector 1	Sector 2	Sector 3	T. Spd	Elapsed	Lap	D	Time	Sector 1	Sector 2	Sector 3	T. Spd	Elapsed	
1		3:37.241	1:05.060	1:33.966	58.215	133.4	3:37.241	1		3:43.550	1:13.753	1:31.592	58.205	178.2	3:43.550									
2		3:28.352	1:01.447	1:30.306	56.599	157.8	7:05.593	2		3:26.418	1:01.559	1:28.473	56.386	129.9	7:09.968									
3		2:31.241 P	41.901	1:04.169	45.171	233.2	9:36.834	3		2:25.426	42.171	1:05.291	37.964	230.2	9:35.394									
4		3:22.627	1:40.212	1:05.789	36.626	242.1	12:59.461	4		2:34.248 P	42.742	1:05.544	45.962	231.7	12:09.642									
5		2:22.636	43.400	1:03.198	36.038	238.9	15:22.097	5		3:03.571	1:15.286	1:09.210	39.075	234.7	15:13.213									
6		2:19.590	41.115	1:02.508	35.967	243.2	17:41.687	6		2:24.979	42.251	1:06.296	36.432	238.9	17:38.192									
7		2:18.605	41.037	1:01.936	35.632	243.2	20:00.292	7		2:20.135	41.373	1:02.947	35.815	236.8	19:58.327									
8		2:17.004	40.141	1:01.338	35.525	245.4	22:17.296	8		2:17.473	40.749	1:01.001	35.723	238.9	22:15.800									
9		2:15.200	40.287	59.590	35.323	244.8	24:32.496	9		2:15.722	40.669	59.756	35.297	239.4	24:31.522									
10		2:14.363	39.708	59.604	35.051	249.4	26:46.859	10		2:14.730	40.440	59.011	35.279	239.4	26:46.252									
11		2:13.806	39.697	59.159	34.950	242.1	29:00.665	11		2:15.025	40.421	59.635	34.969	239.4	29:01.277									
12		2:14.273	39.979	59.086	35.208	242.1	31:14.938	12		2:14.271	39.855	59.188	35.228	243.7	31:15.548									

7 Wiktor Dobrzański Dallara F324 TOM'S TGE 33 11 Alessandro Famularo Dallara F324 TOM'S TGE 33

RT							Team Motopark						BVM Racing				
Lap	D	Time	Sector 1	Sector 2	Sector 3	T. Spd	Elapsed	Lap	D	Time	Sector 1	Sector 2	Sector 3	T. Spd	Elapsed		
1		3:32.779	1:02.465	1:35.113	55.201	164.6	3:32.779	1		3:52.086 P	1:10.396	1:32.356	1:09.334	153.8	3:52.086		
2		3:36.663 P	1:03.015	1:31.827	1:01.821	183.6	7:09.442	2		3:25.137	1:40.334	1:07.494	37.309	193.8	7:17.223		
3		3:13.000	1:33.424	1:02.568	37.008	230.7	10:22.442	3		2:22.399	42.356	1:03.189	36.854	241.0	9:39.622		
4		2:19.998	42.665	1:01.137	36.196	237.3	12:42.440	4		2:25.446	41.837	1:07.365	36.244	222.2	12:05.068		
5		2:22.841	42.233	1:04.437	36.171	237.3	15:05.281	5		2:23.525	43.564	1:03.914	36.047	240.5	14:28.593		
6		2:21.018	41.280	1:03.831	35.907	241.0	17:26.299	6		2:21.287	41.447	1:03.652	36.188	241.6	16:49.880		
7		2:19.517	41.299	1:02.426	35.792	240.0	19:45.816	7		2:21.018	41.531	1:03.476	36.011	241.0	19:10.898		
8		2:18.025	40.871	1:01.531	35.623	242.1	22:03.841	8		2:27.324 P	40.742	1:02.662	43.920	241.0	21:38.222		
9		2:17.242	41.207	1:00.573	35.462	240.0	24:21.083	9		2:30.892	53.830	1:01.579	35.483	238.9	24:09.114		
10		2:16.756	40.822	1:00.564	35.370	242.1	26:37.839	10		2:17.893	40.541	1:00.973	36.379	241.6	26:27.007		
11		2:15.175	40.523	59.419	35.233	241.0	28:53.014	11		2:15.756	40.284	1:00.072	35.400	242.1	28:42.763		
12		2:15.188	40.320	59.654	35.214	240.5	31:08.202	12		2:16.778	40.327	1:00.037	36.414	240.0	30:59.541		

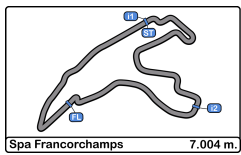
8 Alceu Feldmann Dallara F324 TOM'S TGE 33 21 Rui-Heng Yeh Dallara F324 TOM'S TGE 33

RT							BVM Racing						Team Motopark				
Lap	D	Time	Sector 1	Sector 2	Sector 3	T. Spd	Elapsed	Lap	D	Time	Sector 1	Sector 2	Sector 3	T. Spd	Elapsed		
1		3:34.154	1:03.221	1:34.749	56.184	150.6	3:34.154	1		3:43.962 P	1:08.379	1:33.082	1:02.501	154.5	3:43.962		
2		3:39.927 P	1:02.713	1:31.171	1:06.043	171.9	7:14.081	2		3:29.056	1:46.979	1:04.696	37.381	206.1	7:13.018		
3		2:51.326	1:09.916	1:03.925	37.485	235.2	10:05.407	3		2:23.214	41.936	1:04.381	36.897	237.8	9:36.232		
4		2:27.022	41.899	1:06.053	39.070	236.3	12:32.429	4		2:19.699	41.678	1:01.803	36.218	238.4	11:55.931		
5		2:50.273 P	42.926	1:18.598	48.749	232.2	15:22.702	5		2:18.307	41.249	1:01.067	35.991	237.3	14:14.238		
6		3:20.291 P	1:21.796	1:10.908	47.587	230.2	18:42.993	6		2:19.579	41.131	1:02.707	35.741	238.9	16:33.817		
7		2:25.052 P	40.864	1:01.309	42.879	237.8	18:58.869	7		2:25.052 P	40.864	1:01.309	42.879	237.8	18:58.869		
8		2:31.822	53.343	1:02.480	35.999	241.6	21:30.691	8		2:31.822	53.343	1:02.480	35.999	241.6	21:30.691		
9		2:15.220	40.861	59.294	35.065	238.4	23:45.911	9		2:15.220	40.861	59.294	35.065	238.4	23:45.911		
10		2:14.075	40.392	58.648	35.035	239.4	25:59.986	10		2:14.075	40.392	58.648	35.035	239.4	25:59.986		
11		2:13.568	40.138	58.546	34.884	240.0	28:13.554	11		2:13.568	40.138	58.546	34.884	240.0	28:13.554		
12		2:13.437	39.752	58.637	35.048	241.0	30:26.991	12		2:13.437	39.752	58.637	35.048	241.0	30:26.991		

9 Everett Stack Dallara F324 TOM'S TGE 33

RT							Team Motopark								
Lap	D	Time	Sector 1	Sector 2	Sector 3	T. Spd	Elapsed	Lap	D	Time	Sector 1	Sector 2	Sector 3	T. Spd	Elapsed
1		3:38.715	1:06.806	1:33.493	58.416	144.5	3:38.715								
2		3:37.067 P	1:01.511	1:30.057	1:05.499	171.9	7:15.782								
3		3:07.915	1:28.502	1:02.936	36.477	215.1	10:23.697								
4		2:19.817	41.683	1:01.965	36.169	240.5	12:43.514								
5		2:20.179	41.143	1:03.143	35.893	236.8	15:03.693								
6		2:19.730	40.709	1:03.203	35.818	240.5	17:23.423								
7		2:17.321	40.933	1:00.809	35.579	236.3	19:40.744								
8		2:15.871	40.799	59.838	35.234	236.8	21:56.615								
9		2:14.289	40.385	58.772	35.132	238.9	24:10.904								
10		2:14.814	40.257	59.603	34.954	240.5	26:25.718								
11		2:13.707	40.456	57.976	35.275	236.8	28:39.425								
12		2:14.002	40.236	58.566	35.200	236.3	30:53.427								





Spa Francorchamps
Euroformula Open
Race - 3
Lap Analysis



27

Jesse Carrasquedo

Dallara F324 TOM'S TGE 33 48

Genaro Trappa

Dallara F324 TOM'S TGE 33

Team Motopark RT

DRIVEX

Lap	D	Time	Sector 1	Sector 2	Sector 3	T. Spd	Elapsed	Lap	D	Time	Sector 1	Sector 2	Sector 3	T. Spd	Elapsed
1		3:39.267	1:07.759	1:33.261	58.247	160.4	3:39.267	1		3:42.290	1:11.747	1:32.988	57.555	125.8	3:42.290
2		3:28.127	1:02.064	1:29.643	56.420	174.1	7:07.394	2		3:26.886	1:01.933	1:28.794	56.159	128.4	7:09.176
3		2:30.072 P	41.784	1:03.936	44.352	232.7	9:37.466	3		2:30.155 P	40.564	1:05.191	44.400	243.7	9:39.331
4		3:10.216	1:28.959	1:05.091	36.166	235.2	12:47.682	4		2:58.527	1:15.656	1:04.488	38.383	237.8	12:37.858
5		2:23.602	42.172	1:04.495	36.935	240.5	15:11.284	5		2:23.536	42.295	1:04.806	36.435	237.3	15:01.394
6		2:19.519	40.571	1:03.128	35.820	239.4	17:30.803	6		2:23.224	41.618	1:05.514	36.092	240.5	17:24.618
7		2:17.694	41.016	1:01.077	35.601	237.3	19:48.497	7		2:20.816	41.790	1:03.335	35.691	244.8	19:45.434
8		2:15.954	40.185	1:00.298	35.471	240.5	22:04.451	8		2:17.981	40.448	1:01.739	35.794	243.7	22:03.415
9		2:15.053	40.555	59.356	35.142	239.4	24:19.504	9		2:15.040	40.170	59.725	35.145	245.4	24:18.455
10		2:13.796	39.835	58.753	35.208	242.1	26:33.300	10		2:14.239	39.889	59.219	35.131	244.8	26:32.694
11		2:13.493	39.810	58.656	35.027	242.6	28:46.793	11		2:12.798	39.735	58.353	34.710	244.8	28:45.492
12		2:13.270	39.698	58.492	35.080	241.0	31:00.063	12		2:13.415	39.388	59.502	34.525	249.4	30:58.907

37

Filippo Fiorentino

Dallara F324 TOM'S TGE 33 50

Jan Koller

Dallara F324 TOM'S TGE 33

RT

DRIVEX

RT

Team Motopark

Lap	D	Time	Sector 1	Sector 2	Sector 3	T. Spd	Elapsed	Lap	D	Time	Sector 1	Sector 2	Sector 3	T. Spd	Elapsed
1		3:39.822	1:09.169	1:32.912	57.741	163.6	3:39.822	1		3:38.173	1:06.096	1:33.654	58.423	157.8	3:38.173
2		3:36.800 P	1:02.106	1:29.484	1:05.210	176.4	7:16.622	2		3:28.165	1:01.451	1:30.098	56.616	160.9	7:06.338
3		3:14.128	1:34.127	1:02.962	37.039	237.3	10:30.750	3		2:30.342 P	41.717	1:04.527	44.098	234.7	9:36.680
4		2:21.005	41.810	1:01.838	37.357	243.7	12:51.755	4		3:14.802	1:29.834	1:07.605	37.363	224.0	12:51.482
5		2:20.148	41.522	1:02.129	36.497	244.3	15:11.903	5		2:24.837	42.071	1:06.203	36.563	241.0	15:16.319
6		2:19.902	40.694	1:03.395	35.813	246.5	17:31.805	6		2:25.259	41.992	1:06.724	36.543	238.4	17:41.578
7		2:17.669	40.142	1:02.200	35.327	245.4	19:49.474	7		2:22.189	41.922	1:04.305	35.962	241.0	20:03.767
8		2:15.921	40.071	1:00.657	35.193	246.0	22:05.395	8		2:18.735	41.123	1:02.196	35.416	239.4	22:22.502
9		2:16.107	39.835	1:00.952	35.320	248.2	24:21.502	9		2:17.735	40.804	1:01.309	35.622	238.9	24:40.237
10		2:15.470	40.230	1:00.017	35.223	244.8	26:36.972	10		2:17.523	40.863	1:01.221	35.439	241.0	26:57.760
11		2:13.685	39.767	59.120	34.798	244.3	28:50.657	11		2:16.020	40.327	1:00.720	34.973	241.0	29:13.780
12		2:13.466	39.633	58.777	35.056	244.8	31:04.123	12		2:16.107	40.004	1:00.878	35.225	242.1	31:29.887

44

Diego de la Torre

Dallara F324 TOM'S TGE 33 55

Divy Nandan

Dallara F324 TOM'S TGE 33

Team Motopark

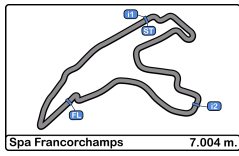
BVM Racing

Lap	D	Time	Sector 1	Sector 2	Sector 3	T. Spd	Elapsed	Lap	D	Time	Sector 1	Sector 2	Sector 3	T. Spd	Elapsed
1		3:36.746	1:04.182	1:34.458	58.106	142.6	3:36.746	1		3:40.974	1:10.883	1:32.413	57.678	158.8	3:40.974
2		3:38.490 P	1:00.997	1:30.840	1:06.653	172.8	7:15.236	2		3:27.561	1:02.428	1:28.521	56.612	146.7	7:08.535
3		3:09.713	1:30.814	1:02.627	36.272	236.8	10:24.949	3		3:12.893 P	41.032	1:04.539	1:27.322	241.6	10:21.428
4		2:19.150	41.211	1:01.991	35.948	240.0	12:44.099	4		2:39.057	55.507	1:06.548	37.002	234.2	13:00.485
5		2:20.493	40.652	1:03.912	35.929	238.9	15:04.592	5		2:22.508	42.408	1:03.939	36.161	240.0	15:22.993
6		2:20.476	40.636	1:04.051	35.789	240.0	17:25.068	6		2:21.763	41.054	1:04.623	36.086	244.8	17:44.756
7		2:17.848	40.628	1:01.677	35.543	238.4	19:42.916	7		2:20.366	41.717	1:02.778	35.871	238.9	20:05.122
8		2:17.022	40.571	1:01.081	35.370	238.4	21:59.938	8		2:18.423	40.863	1:01.954	35.606	242.6	22:23.545
9		2:15.653	40.602	59.864	35.187	238.9	24:15.591	9		2:17.346	40.410	1:01.310	35.626	244.8	24:40.891
10		2:14.960	40.306	59.463	35.191	238.4	26:30.551	10		2:16.385	40.083	1:00.577	35.725	242.1	26:57.276
11		2:14.090	40.267	58.822	35.001	237.8	28:44.641	11		2:15.588	40.289	1:00.054	35.245	239.4	29:12.864
12		2:15.135	39.972	59.207	35.956	239.4	30:59.776	12		2:15.362	40.269	59.861	35.232	240.5	31:28.226



CIRCUIT DE SPA FRANCORCHAMPS





Spa Francorchamps
Euroformula Open
Race - 3
Lap Analysis



58

Aaron Ferrazzano

Dallara F324 TOM'S TGE 33

RT

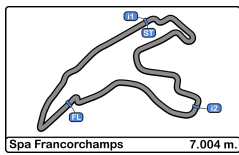
Neri Autosport

Lap	D	Time	Sector 1	Sector 2	Sector 3	T. Spd	Elapsed
1		3:44.170	1:17.437	1:29.179	57.554	180.6	3:44.170
2		3:26.319	1:02.940	1:26.934	56.445	190.1	7:10.489
3		2:27.817	41.957	1:07.086	38.774	238.9	9:38.306
4		2:39.727 P	42.935	1:10.206	46.586	231.7	12:18.033
5		4:22.129	2:35.558	1:10.218	36.353	231.2	16:40.162
6		2:23.449	41.936	1:05.851	35.662	237.8	19:03.611
7		2:21.631	41.577	1:03.870	36.184	236.8	21:25.242
8		2:17.233	41.307	1:00.458	35.468	237.8	23:42.475
9		2:15.868	41.291	59.058	35.519	238.9	25:58.343
10		2:14.134	40.468	58.472	35.194	238.9	28:12.477
11		2:14.174	40.366	58.416	35.392	238.4	30:26.651
12		2:13.899	40.123	58.414	35.362	239.4	32:40.550



CIRCUIT DE SPA FRANCORCHAMPS





Spa Francorchamps
Euroformula Open
Race - 3



Analysis by Lap

Num	Lap Time	Gap
Lap 1		
7	3:32.779	
8	3:34.154	01.375
44	3:36.746	03.967
3	3:37.241	04.462
50	3:38.173	05.394
9	3:38.715	05.936
27	3:39.267	06.488
37	3:39.822	07.043
55	3:40.974	08.195
48	3:42.290	09.511
10	3:43.550	10.771
21	3:43.962	11.183
58	3:44.170	11.391
11	3:52.086	19.307

Num	Lap Time	Gap
Lap 2		
3	3:28.352	
50	3:28.165	00.745
27	3:28.127	01.801
55	3:27.561	02.942
48	3:26.886	03.583
7	3:36.663	03.849
10	3:26.418	04.375
58	3:26.319	04.896
21	3:29.056	07.425
8	3:39.927	08.488
44	3:38.490	09.643
9	3:37.067	10.189
37	3:36.800	11.029
11	3:25.137	11.630

Num	Lap Time	Gap
Lap 3		
10	2:25.426	
21	2:23.214	00.838
50	2:30.342	01.286
3	2:31.241	01.440
27	2:30.072	02.072
58	2:27.817	02.912
48	2:30.155	03.937
11	2:22.399	04.228
8	2:51.326	30.013
55	3:12.893	46.034
7	3:13.000	47.048
9	3:07.915	48.303
44	3:09.713	49.555
37	3:14.128	55.356

Num	Lap Time	Gap
Lap 4		
21	2:19.699	
11	2:25.446	09.137
10	2:34.248	13.711
58	2:39.727	22.102
8	2:27.022	36.498
48	2:58.527	41.927
7	2:19.998	46.509

Num	Lap Time	Gap
9	2:19.817	47.583
44	2:19.150	48.168
27	3:10.216	51.751
50	3:14.802	55.551
37	2:21.005	55.824
3	3:22.627	1:03.530
55	2:39.057	1:04.554

Num	Lap Time	Gap
Lap 5		
21	2:18.307	
11	2:23.525	14.355
48	2:23.536	47.156
9	2:20.179	49.455
44	2:20.493	50.354
7	2:22.841	51.043
27	2:23.602	57.046
37	2:20.148	57.665
10	3:03.571	58.975
50	2:24.837	1:02.081
3	2:22.636	1:07.859
8	2:50.273	1:08.464
55	2:22.508	1:08.755

Num	Lap Time	Gap
Lap 6		
21	2:19.579	
58	4:22.129	1 Lap
11	2:21.287	16.063
9	2:19.730	49.606
48	2:23.224	50.801
44	2:20.476	51.251
7	2:21.018	52.482
27	2:19.519	56.986
37	2:19.902	57.988
10	2:24.979	1:04.375
50	2:25.259	1:07.761
3	2:19.590	1:07.870
55	2:21.763	1:10.939
8	3:20.291	2:09.176

Num	Lap Time	Gap
Lap 7		
21	2:25.052	
58	2:23.449	1 Lap
11	2:21.018	12.029
9	2:17.321	41.875
44	2:17.848	44.047
48	2:20.816	46.565
7	2:19.517	46.947
27	2:17.694	49.628
37	2:17.669	50.605
10	2:20.135	59.458
3	2:18.605	1:01.423
50	2:22.189	1:04.898
55	2:20.366	1:06.253
58	2:21.631	2:26.373

Num	Lap Time	Gap
Lap 8		
21	2:31.822	
11	2:27.324	07.531
9	2:15.871	25.924
44	2:17.022	29.247
48	2:17.981	32.724
7	2:18.025	33.150
27	2:15.954	33.760
37	2:15.921	34.704
10	2:17.473	45.109
3	2:17.004	46.605
50	2:18.735	51.811
55	2:18.423	52.854
58	2:17.233	2:11.784

Num	Lap Time	Gap
Lap 9		
21	2:15.220	
11	2:30.892	23.203
9	2:14.289	24.993
44	2:15.653	29.680
48	2:15.040	32.544
27	2:15.053	33.593
7	2:17.242	35.172
37	2:16.107	35.591
10	2:15.722	45.611
3	2:15.200	46.585
50	2:17.735	54.326
55	2:17.346	54.980
58	2:15.868	2:12.432

Num	Lap Time	Gap
Lap 10		
21	2:14.075	
9	2:14.814	25.732
11	2:17.893	27.021
44	2:14.960	30.565
48	2:14.239	32.708
27	2:13.796	33.314
37	2:15.470	36.986
7	2:16.756	37.853
10	2:14.730	46.266
3	2:14.363	46.873
55	2:16.385	57.290
50	2:17.523	57.774
58	2:14.134	2:12.491

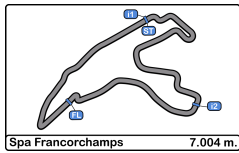
Num	Lap Time	Gap
Lap 11		
21	2:13.568	
9	2:13.707	25.871
11	2:15.756	29.209
44	2:14.090	31.087
48	2:12.798	31.938
27	2:13.493	33.239
37	2:13.685	37.103
7	2:15.175	39.460
3	2:13.806	47.111
10	2:15.025	47.723

Num	Lap Time	Gap
Lap 12		
55	2:15.588	59.310
50	2:16.020	1:00.226
58	2:14.174	2:13.097



CIRCUIT DE SPA
FRANCORCHAMPS





Spa Francorchamps
Euroformula Open
Race - 3
Best Sectors Results

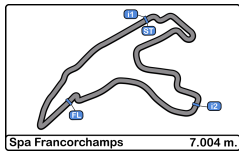


Sector - 1				Sector - 2				Sector - 3				Ideal Lap vs Best Lap			
Clas	Nº	Driver	Time	Nº	Driver	Time	Nº	Driver	Time	Clas	Nº	Driver	Ideal Lap	Best Lap	Clas
1	48	Genaro Trappa	39.388	9	Everett Stack	57.976	48	Genaro Trappa	34.525	1	48	Genaro Trappa	2:12.266	2:12.798	1
2	37	Filippo Fiorentino	39.633	48	Genaro Trappa	58.353	37	Filippo Fiorentino	34.798	2	9	Everett Stack	2:13.166	2:13.707	5
3	3	Javier Herrera	39.697	58	Aaron Ferrazzano	58.414	21	Rui-Heng Yeh	34.884	3	21	Rui-Heng Yeh	2:13.182	2:13.437	3
4	27	Jesse Carrasquedo	39.698	27	Jesse Carrasquedo	58.492	3	Javier Herrera	34.950	4	37	Filippo Fiorentino	2:13.208	2:13.466	4
5	21	Rui-Heng Yeh	39.752	21	Rui-Heng Yeh	58.546	9	Everett Stack	34.954	5	27	Jesse Carrasquedo	2:13.217	2:13.270	2
6	10	Lorenzo Castillo	39.855	37	Filippo Fiorentino	58.777	10	Lorenzo Castillo	34.969	6	58	Aaron Ferrazzano	2:13.731	2:13.899	7
7	44	Diego de la Torre	39.972	44	Diego de la Torre	58.822	50	Jan Koller	34.973	7	3	Javier Herrera	2:13.733	2:13.806	6
8	50	Jan Koller	40.004	10	Lorenzo Castillo	59.011	44	Diego de la Torre	35.001	8	44	Diego de la Torre	2:13.795	2:14.090	8
9	55	Divy Nandan	40.083	3	Javier Herrera	59.086	27	Jesse Carrasquedo	35.027	9	10	Lorenzo Castillo	2:13.835	2:14.271	9
10	58	Aaron Ferrazzano	40.123	7	Wiktor Dobrzański	59.419	58	Aaron Ferrazzano	35.194	10	7	Wiktor Dobrzański	2:14.953	2:15.175	10
11	9	Everett Stack	40.236	55	Divy Nandan	59.861	7	Wiktor Dobrzański	35.214	11	55	Divy Nandan	2:15.176	2:15.362	11
12	11	Alessandro Famularo	40.284	11	Alessandro Famularo	1:00.037	55	Divy Nandan	35.232	12	50	Jan Koller	2:15.697	2:16.020	13
13	7	Wiktor Dobrzański	40.320	50	Jan Koller	1:00.720	11	Alessandro Famularo	35.400	13	11	Alessandro Famularo	2:15.721	2:15.756	12
14	8	Alceu Feldmann	41.899	8	Alceu Feldmann	1:03.925	8	Alceu Feldmann	37.485	14	8	Alceu Feldmann	2:23.309	2:27.022	14



CIRCUIT DE SPA
FRANCORCHAMPS





Spa Francorchamps
Euroformula Open
Race - 3
Leader Sequence

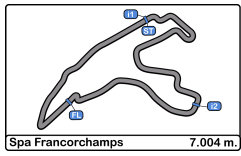


N°	Driver	Nat	Cat	Clas	Team	Nat	Vehicle	Start Lap	End Lap	Laps	Total Laps
7	Wiktor Dobrzański	POL	RT		Team Motopark	DEU	Dallara F324 TOM'S TGE 33	1	1	1	1
3	Javier Herrera	MEX	RT		BVM Racing	ITA	Dallara F324 TOM'S TGE 33	2	2	1	1
10	Lorenzo Castillo	MEX	RT		Team Motopark	DEU	Dallara F324 TOM'S TGE 33	3	3	1	1
21	Rui-Heng Yeh	TPE			Team Motopark	DEU	Dallara F324 TOM'S TGE 33	4	12	9	9



CIRCUIT DE SPA
FRANCORCHAMPS





Spa Francorchamps
Euroformula Open
Race - 3
Best 5 Lap Times

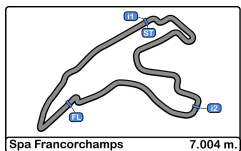


Cls	N°	Driver	Nat	Cat	Cls	Team	Nat	Vehicle	Best 1		Best 2		Best 3		Best 4		Best 5	
									Time	Lap	Time	Lap	Time	Lap	Time	Lap	Time	Lap
1	48	Genaro Trappa	ARG	RT	1	DRIVEX	ESP	Dallara F324 TOM'S TGE 33	2:12.798	11	2:13.415	12	2:14.239	10	2:15.040	9	2:17.981	8
2	27	Jesse Carrasquedo	MEX			Team Motopark	DEU	Dallara F324 TOM'S TGE 33	2:13.270	12	2:13.493	11	2:13.796	10	2:15.053	9	2:15.954	8
3	21	Rui-Heng Yeh	TPE			Team Motopark	DEU	Dallara F324 TOM'S TGE 33	2:13.437	12	2:13.568	11	2:14.075	10	2:15.220	9	2:18.307	5
4	37	Filippo Fiorentino	BRA	RT	2	DRIVEX	ESP	Dallara F324 TOM'S TGE 33	2:13.466	12	2:13.685	11	2:15.470	10	2:15.921	8	2:16.107	9
5	9	Everett Stack	USA			Team Motopark	DEU	Dallara F324 TOM'S TGE 33	2:13.707	11	2:14.002	12	2:14.289	9	2:14.814	10	2:15.871	8
6	3	Javier Herrera	MEX	RT	3	BVM Racing	ITA	Dallara F324 TOM'S TGE 33	2:13.806	11	2:14.273	12	2:14.363	10	2:15.200	9	2:17.004	8
7	58	Aaron Ferrazzano	BEL	RT	4	Neri Autosport	BEL	Dallara F324 TOM'S TGE 33	2:13.899	12	2:14.134	10	2:14.174	11	2:15.868	9	2:17.233	8
8	44	Diego de la Torre	MEX			Team Motopark	DEU	Dallara F324 TOM'S TGE 33	2:14.090	11	2:14.960	10	2:15.135	12	2:15.653	9	2:17.022	8
9	10	Lorenzo Castillo	MEX	RT	5	Team Motopark	DEU	Dallara F324 TOM'S TGE 33	2:14.271	12	2:14.730	10	2:15.025	11	2:15.722	9	2:17.473	8
10	7	Wiktor Dobrzański	POL	RT	6	Team Motopark	DEU	Dallara F324 TOM'S TGE 33	2:15.175	11	2:15.188	12	2:16.756	10	2:17.242	9	2:18.025	8
11	55	Divy Nandan	IND			BVM Racing	ITA	Dallara F324 TOM'S TGE 33	2:15.362	12	2:15.588	11	2:16.385	10	2:17.346	9	2:18.423	8
12	11	Alessandro	VEN			BVM Racing	ITA	Dallara F324 TOM'S TGE 33	2:15.756	11	2:16.778	12	2:17.893	10	2:21.018	7	2:21.287	6
13	50	Jan Koller	CZE	RT	7	Team Motopark	DEU	Dallara F324 TOM'S TGE 33	2:16.020	11	2:16.107	12	2:17.523	10	2:17.735	9	2:18.735	8
14	8	Alceu Feldmann	BRA	RT	8	BVM Racing	ITA	Dallara F324 TOM'S TGE 33	2:27.022	4	2:50.273	5	2:51.326	3	3:20.291	6	3:34.154	1



CIRCUIT DE SPA
FRANCORCHAMPS





Spa Francorchamps
Euroformula Open
Race - 3
Best 5 Top Speeds

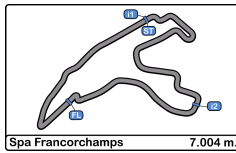


Clas	Nº	Driver	Nat	Cat	Cls	Team	Nat	Vehicle	Top 1		Top 2		Top 3		Top 4		Top 5		Avg
									Km/h	Lap	Km/h	Lap	Km/h	Lap	Km/h	Lap	Km/h	Lap	
1	3	Javier Herrera	MEX	RT	1	BVM Racing	ITA	Dallara F324 TOM'S TGE 33	249.4	10	245.4	8	244.8	9	243.2	6	243.2	7	245.2
2	48	Genaro Trappa	ARG	RT	2	DRIVEX	ESP	Dallara F324 TOM'S TGE 33	249.4	12	245.4	9	244.8	7	244.8	10	244.8	11	245.9
3	37	Filippo Fiorentino	BRA	RT	3	DRIVEX	ESP	Dallara F324 TOM'S TGE 33	248.2	9	246.5	6	246.0	8	245.4	7	244.8	10	246.2
4	55	Divy Nandan	IND			BVM Racing	ITA	Dallara F324 TOM'S TGE 33	244.8	6	244.8	9	242.6	8	242.1	10	241.6	3	243.2
5	10	Lorenzo Castillo	MEX	RT	4	Team Motopark	DEU	Dallara F324 TOM'S TGE 33	243.7	12	239.4	9	239.4	10	239.4	11	238.9	6	240.2
6	27	Jesse Carrasquedo	MEX			Team Motopark	DEU	Dallara F324 TOM'S TGE 33	242.6	11	242.1	10	241.0	12	240.5	5	240.5	8	241.3
7	7	Wiktor Dobrzański	POL	RT	5	Team Motopark	DEU	Dallara F324 TOM'S TGE 33	242.1	8	242.1	10	241.0	6	241.0	11	240.5	12	241.3
8	11	Alessandro Famularo	ITA			BVM Racing	ITA	Dallara F324 TOM'S TGE 33	242.1	11	241.6	6	241.6	10	241.0	3	241.0	7	241.5
9	50	Jan Koller	CZE	RT	6	Team Motopark	DEU	Dallara F324 TOM'S TGE 33	242.1	12	241.0	5	241.0	7	241.0	10	241.0	11	241.2
10	21	Rui-Heng Yeh	TPE			Team Motopark	DEU	Dallara F324 TOM'S TGE 33	241.6	8	241.0	12	240.0	11	239.4	10	238.9	6	240.2
11	9	Everett Stack	USA			Team Motopark	DEU	Dallara F324 TOM'S TGE 33	240.5	4	240.5	6	240.5	10	238.9	9	236.8	5	239.4
12	44	Diego de la Torre	MEX			Team Motopark	DEU	Dallara F324 TOM'S TGE 33	240.0	4	240.0	6	239.4	12	238.9	5	238.9	9	239.4
13	58	Aaron Ferrazzano	BEL	RT	7	Neri Autosport	BEL	Dallara F324 TOM'S TGE 33	239.4	12	238.9	3	238.9	9	238.9	10	238.4	11	238.9
14	8	Alceu Feldmann	BRA	RT	8	BVM Racing	ITA	Dallara F324 TOM'S TGE 33	236.3	4	235.2	3	232.2	5	230.2	6	171.9	2	221.2



CIRCUIT DE SPA
FRANCORCHAMPS





Spa Francorchamps
Euroformula Open
Race - 3
Fastest Laps Sequence

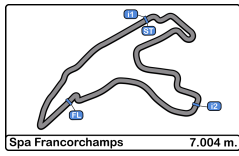


Lap	Time of Day	Session Time	Nº Driver	Nat	Cat	Team	Nat	Vehicle	Time	Km/h
2	17:23:34.012	7:06.012	3 Javier Herrera	MEX	RT	BVM Racing	ITA	Dallara F324 TOM'S TGE 33	3:28.352	121.0
2	17:23:34.756	7:06.756	50 Jan Koller	CZE	RT	Team Motopark	DEU	Dallara F324 TOM'S TGE 33	3:28.165	121.1
2	17:23:35.812	7:07.812	27 Jesse Carrasquedo	MEX		Team Motopark	DEU	Dallara F324 TOM'S TGE 33	3:28.127	121.1
2	17:23:36.953	7:08.953	55 Divy Nandan	IND		BVM Racing	ITA	Dallara F324 TOM'S TGE 33	3:27.561	121.4
2	17:23:37.595	7:09.595	48 Genaro Trappa	ARG	RT	DRIVEX	ESP	Dallara F324 TOM'S TGE 33	3:26.886	121.8
2	17:23:38.387	7:10.387	10 Lorenzo Castillo	MEX	RT	Team Motopark	DEU	Dallara F324 TOM'S TGE 33	3:26.418	122.1
2	17:23:38.907	7:10.907	58 Aaron Ferrazzano	BEL	RT	Neri Autosport	BEL	Dallara F324 TOM'S TGE 33	3:26.319	122.2
2	17:23:45.641	7:17.641	11 Alessandro Famularo	VEN		BVM Racing	ITA	Dallara F324 TOM'S TGE 33	3:25.137	122.9
3	17:26:03.812	9:35.812	10 Lorenzo Castillo	MEX	RT	Team Motopark	DEU	Dallara F324 TOM'S TGE 33	2:25.426	173.3
3	17:26:04.651	9:36.651	21 Rui-Heng Yeh	TPE		Team Motopark	DEU	Dallara F324 TOM'S TGE 33	2:23.214	176.0
3	17:26:08.040	9:40.040	11 Alessandro Famularo	VEN		BVM Racing	ITA	Dallara F324 TOM'S TGE 33	2:22.399	177.0
4	17:28:24.350	11:56.350	21 Rui-Heng Yeh	TPE		Team Motopark	DEU	Dallara F324 TOM'S TGE 33	2:19.699	180.4
4	17:29:12.517	12:44.517	44 Diego de la Torre	MEX		Team Motopark	DEU	Dallara F324 TOM'S TGE 33	2:19.150	181.2
5	17:30:42.657	14:14.657	21 Rui-Heng Yeh	TPE		Team Motopark	DEU	Dallara F324 TOM'S TGE 33	2:18.307	182.3
7	17:36:09.163	19:41.163	9 Everett Stack	USA		Team Motopark	DEU	Dallara F324 TOM'S TGE 33	2:17.321	183.6
8	17:38:25.034	21:57.034	9 Everett Stack	USA		Team Motopark	DEU	Dallara F324 TOM'S TGE 33	2:15.871	185.5
9	17:40:14.329	23:46.329	21 Rui-Heng Yeh	TPE		Team Motopark	DEU	Dallara F324 TOM'S TGE 33	2:15.220	186.4
9	17:40:39.323	24:11.323	9 Everett Stack	USA		Team Motopark	DEU	Dallara F324 TOM'S TGE 33	2:14.289	187.7
10	17:42:28.404	26:00.404	21 Rui-Heng Yeh	TPE		Team Motopark	DEU	Dallara F324 TOM'S TGE 33	2:14.075	188.0
10	17:43:01.719	26:33.719	27 Jesse Carrasquedo	MEX		Team Motopark	DEU	Dallara F324 TOM'S TGE 33	2:13.796	188.4
11	17:44:41.973	28:13.973	21 Rui-Heng Yeh	TPE		Team Motopark	DEU	Dallara F324 TOM'S TGE 33	2:13.568	188.7
11	17:45:13.910	28:45.910	48 Genaro Trappa	ARG	RT	DRIVEX	ESP	Dallara F324 TOM'S TGE 33	2:12.798	189.8



CIRCUIT DE SPA
FRANCORCHAMPS





Spa Francorchamps
Euroformula Open
Race - 3
Lap Chart



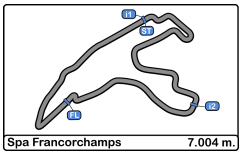
LAP

Nr	Pos	Grid	1	2	3	4	5	6	7	8	9	10	11	12
7	1	7	7	3	10	21	21	21	21	21	21	21	21	21
8	2	8	8	50	21	11	11	11	11	11	11	9	9	9
44	3	44	44	27	50	10	48	9	9	9	9	11	11	48
3	4	3	3	55	3	58	9	48	44	44	44	44	44	11
50	5	50	50	48	27	8	44	44	48	48	48	48	48	44
9	6	9	9	7	58	48	7	7	7	7	27	27	27	27
27	7	27	27	10	48	7	27	27	27	27	7	37	37	37
21	8	21	37	58	11	9	37	37	37	37	37	7	7	7
37	9	37	55	21	8	44	10	10	10	10	10	10	3	3
11	10	11	48	8	55	27	50	50	3	3	3	3	10	10
55	11	55	10	44	7	50	3	3	50	50	50	55	55	55
48	12	48	21	9	9	37	8	55	55	55	55	50	50	50
10	13	10	58	37	44	3	55	8	58	58	58	58	58	58
58	14	58	11	11	37	55	58	58						

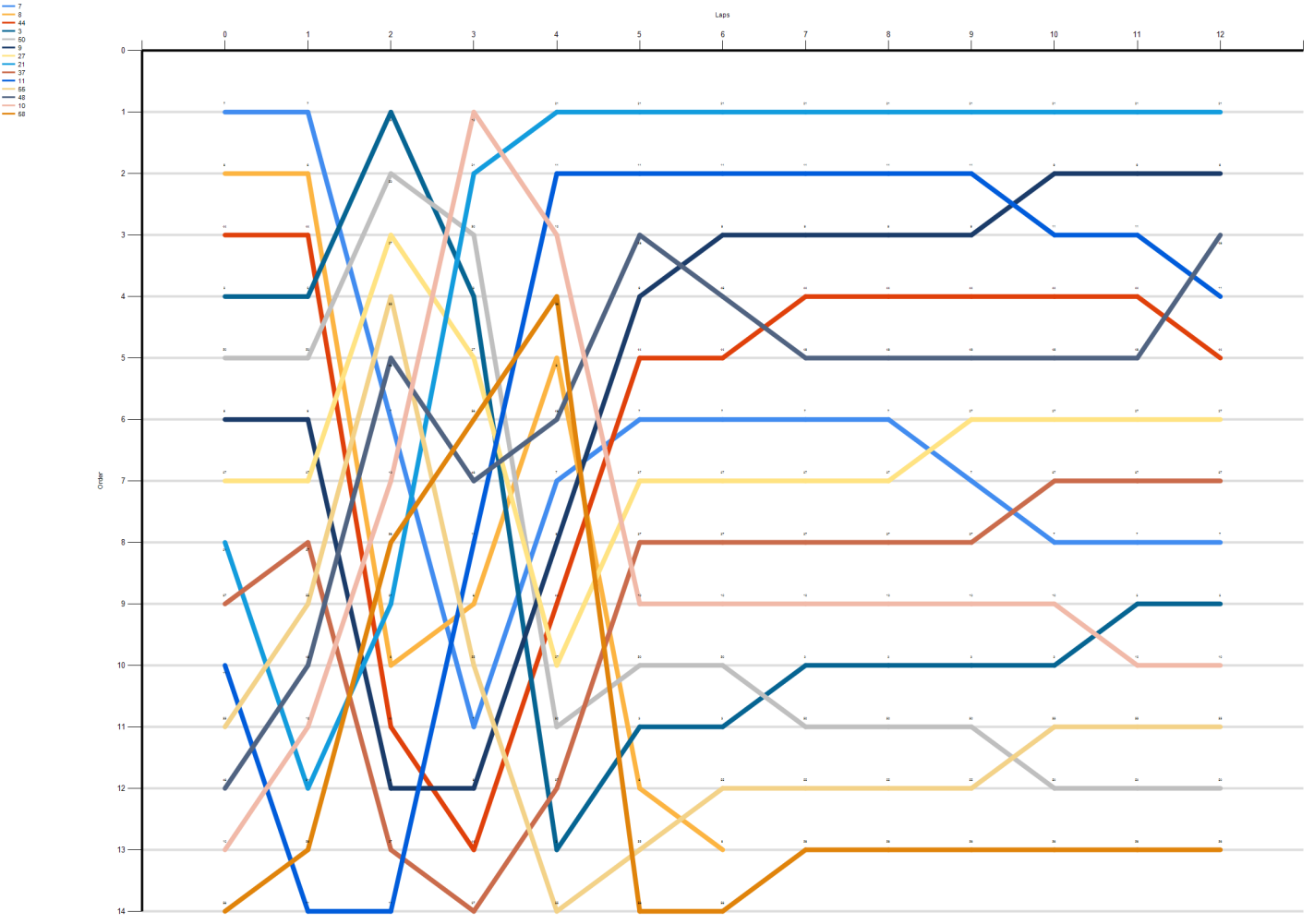


CIRCUIT DE SPA
FRANCORCHAMPS



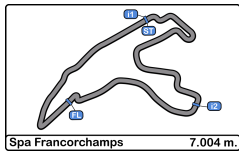


Spa Francorchamps
Euroformula Open
Race - 3
Graphic Lap Chart



CIRCUIT DE SPA
FRANCORCHAMPS





Spa Francorchamps
Euroformula Open
Race - 3
Pit Stop Analysis

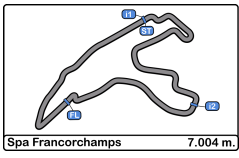


Ord.	Nr.	In Day Time	Driver	Nat	Team	Nat	Vehicle	Cat	In Time	Stop N°	Pit Time	Handicap	Diff.
1	21	17:20:07.122	Rui-Heng Yeh		Team Motopark		Dallara F324 TOM'S TGE 33		3:38.703	1	1:14.509		
2	11	17:20:12.695	Alessandro Famularo		BVM Racing		Dallara F324 TOM'S TGE 33		3:44.277	1	1:09.848		
3	7	17:23:32.573	Wiktor Dobrzański		RT Team Motopark		Dallara F324 TOM'S TGE 33	RT	7:04.155	1	1:01.653		
4	8	17:23:35.581	Alceu Feldmann		RT BVM Racing		Dallara F324 TOM'S TGE 33	RT	7:07.162	1	41.766		
5	44	17:23:37.610	Diego de la Torre		Team Motopark		Dallara F324 TOM'S TGE 33		7:09.191	1	1:00.426		
6	9	17:23:38.130	Everett Stack		Team Motopark		Dallara F324 TOM'S TGE 33		7:09.711	1	57.949		
7	37	17:23:38.751	Filippo Fiorentino		RT DRIVEX		Dallara F324 TOM'S TGE 33	RT	7:10.333	1	1:03.584		
8	3	17:25:58.543	Javier Herrera		RT BVM Racing		Dallara F324 TOM'S TGE 33	RT	9:30.125	1	1:10.667		
9	50	17:25:59.553	Jan Koller		RT Team Motopark		Dallara F324 TOM'S TGE 33	RT	9:31.135	1	57.147		
10	27	17:26:00.313	Jesse Carrasquedo		Team Motopark		Dallara F324 TOM'S TGE 33		9:31.894	1	58.300		
11	55	17:26:01.493	Divy Nandan		BVM Racing		Dallara F324 TOM'S TGE 33		9:33.075	1	1:07.217		
12	48	17:26:02.369	Genaro Trappa		RT DRIVEX		Dallara F324 TOM'S TGE 33	RT	9:33.950	1	44.631		
13	10	17:28:32.804	Lorenzo Castillo		RT Team Motopark		Dallara F324 TOM'S TGE 33	RT	12:04.385	1	42.591		
14	58	17:28:41.077	Aaron Ferrazzano		RT Neri Autosport		Dallara F324 TOM'S TGE 33	RT	12:12.658	1	2:01.391		
15	8	17:31:44.844	Alceu Feldmann		RT BVM Racing		Dallara F324 TOM'S TGE 33	RT	15:16.425	2	50.566		
16	21	17:35:21.971	Rui-Heng Yeh		Team Motopark		Dallara F324 TOM'S TGE 33		18:53.553	2	23.946		
17	11	17:38:01.325	Alessandro Famularo		BVM Racing		Dallara F324 TOM'S TGE 33		21:32.907	2	24.008		



CIRCUIT DE SPA
FRANCORCHAMPS

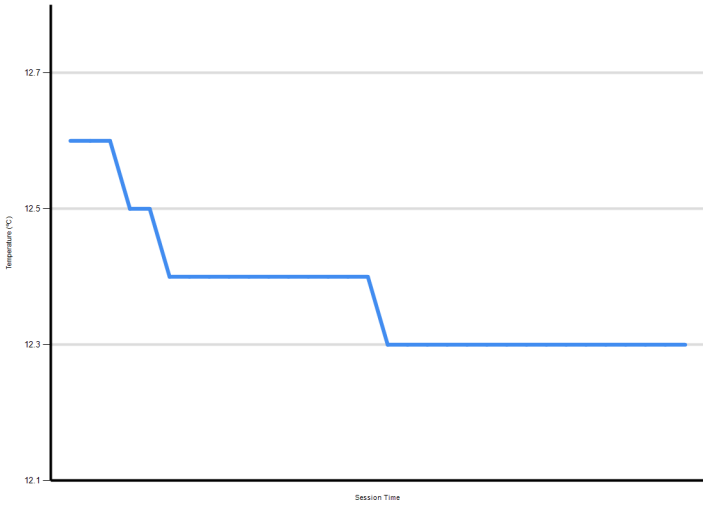




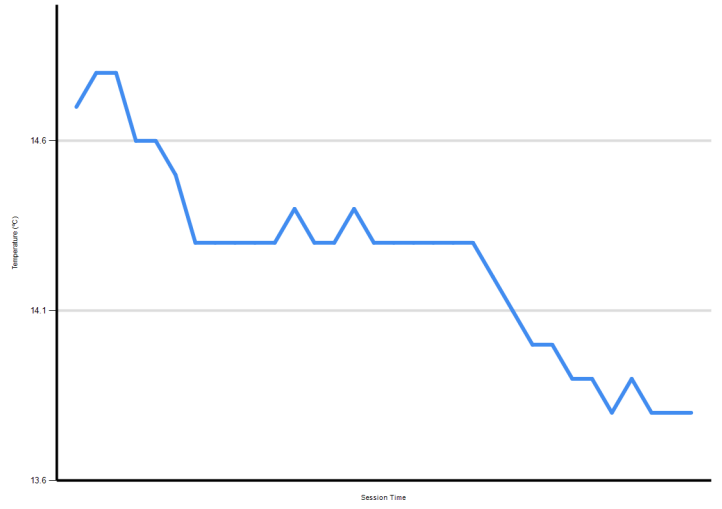
Spa Francorchamps
Euroformula Open
Race - 3
Weather Report



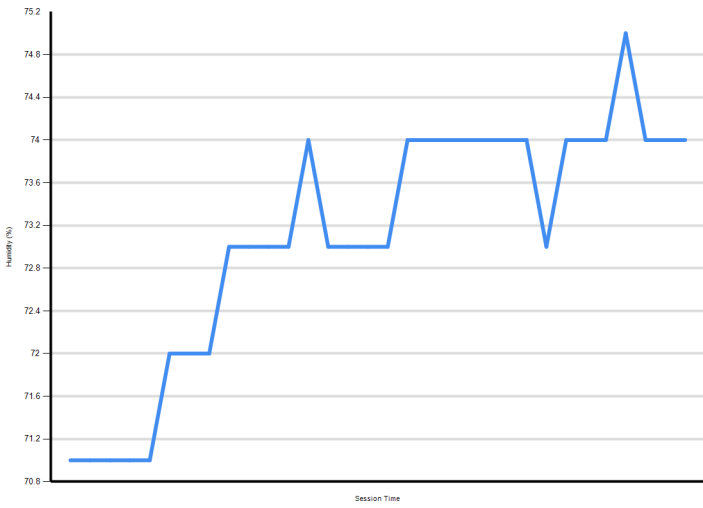
Air Temperature



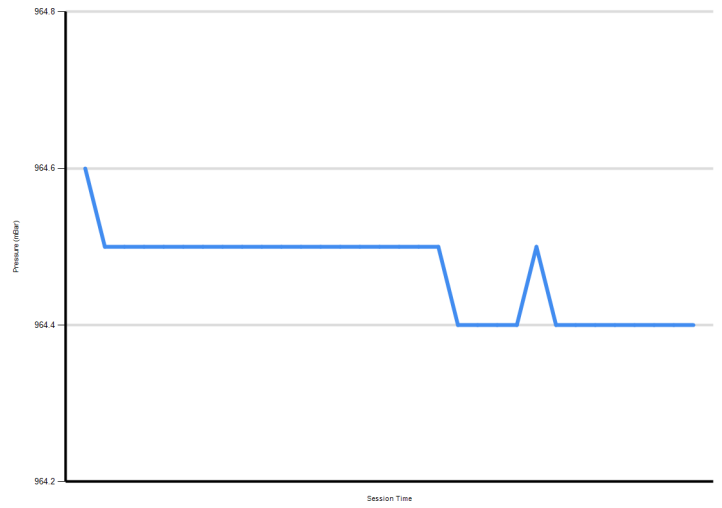
Track Temperature



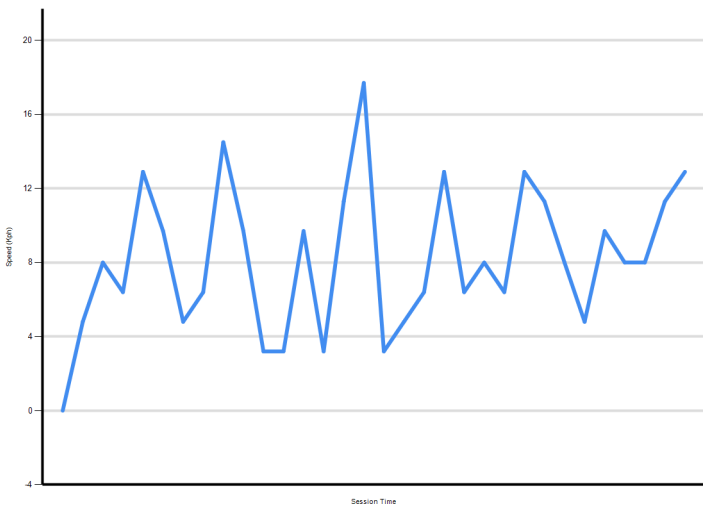
Humidity



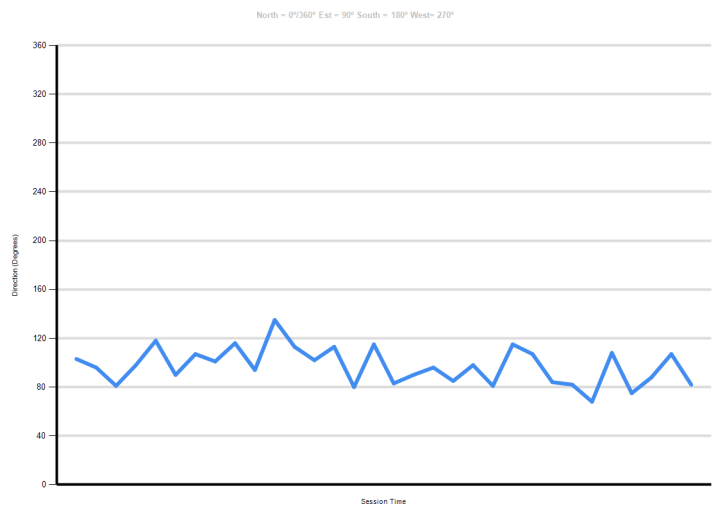
Pressure



Wind Speed



Wind direction



CIRCUIT DE SPA
FRANCORCHAMPS

