

Autodromo Int. do Algarve
Euroformula Open
Race - 3
Final Results



Clas	Nº	Driver	Nat	Cat	Clas	Team	Nat	Vehicle	Laps	Total Time	Gap	Interval	Km/h	Best	Time	Km/h
1	21	Rui-Heng Yeh				Team Motopark		Dallara F324 TOM'S TGE 33	18	29:12.984			172.0	3	1:36.687	173.2
2	44	Diego de la Torre				Team Motopark		Dallara F324 TOM'S TGE 33	18	29:14.870	1.886	1.886	171.8	3	1:36.519	173.5
3	11	Alessandro Famularo				BVM Racing		Dallara F324 TOM'S TGE 33	18	29:18.021	5.037	3.151	171.5	3	1:36.704	173.2
4	10	Lorenzo Castillo		RT	1	Team Motopark		Dallara F324 TOM'S TGE 33	18	29:22.328	9.344	4.307	171.0	3	1:37.111	172.4
5	58	Aaron Ferrazzano		RT	2	Aaron Ferrazzano by Neri Autosport		Dallara F324 TOM'S TGE 33	18	29:23.862	10.878	1.534	170.9	15	1:37.272	172.2
6	3	Javier Herrera		RT	3	BVM Racing		Dallara F324 TOM'S TGE 33	18	29:28.416	15.432	4.554	170.4	3	1:36.753	173.1
7	50 *	Jan Koller		RT	4	Team Motopark		Dallara F324 TOM'S TGE 33	18	29:30.018	17.034	1.602	170.3	7	1:37.169	172.3
8	7 *	Wiktor Dobrzański		RT	5	Team Motopark		Dallara F324 TOM'S TGE 33	18	29:31.912	18.928	1.894	170.1	6	1:37.087	172.5
9	55 *	Divy Nandan				BVM Racing		Dallara F324 TOM'S TGE 33	18	30:01.096	48.112	29.184	167.4	7	1:37.309	172.1
10	9	Everett Stack				Team Motopark		Dallara F324 TOM'S TGE 33	18	30:46.133	1:33.149	45.037	163.3	4	1:36.913	172.8

Not classified: (Requirements: 75% of number laps of leader = 14 Laps)

27	Jesse Carrasquedo					Team Motopark		Dallara F324 TOM'S TGE 33	11	19:57.582	7 Laps	7 Laps	153.8	2	1:36.332	173.8
----	-------------------	--	--	--	--	---------------	--	---------------------------	----	-----------	--------	--------	-------	---	----------	-------

Fastest lap Jesse Carrasquedo in 1:36.332 at 173.8 Km/h in lap 2

*** PENALTIES**

AFTER STEWARDS INVESTIGATION - CAR 7 - 5 SEC. PENALTY - JUMP START

STEWARDS DECISION CAR #50 - 5 SECONDS TIME PENALTY ABUSE TRACK LIMIT

STEWARDS DECISION CAR #55- 5 SECONDS TIME PENALTY ABUSE TRACK LIMIT

Published at:.....

Track Temp: 37.3 °C Air Temp: 24.1 °C Humidity: 53 % Track Status: DRY

Stewards:

Ibai Sanzberro

Enric Arrazola

Rui Rego

DC-2680-ESP/NA

CD-2426-ESP/CAT

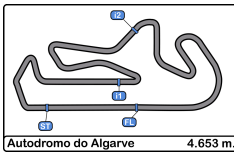
CDA PT26/1091

Timekeeper:

Luis Garcia

JOB-2654-ESP/M





Autodromo Int. do Algarve
Euroformula Open
Race - 3
Final Results by Category



Clas	Nº	Driver	Nat	Cat	Clas	Team	Nat	Vehicle	Laps	Total Time	Gap	Interval	Km/h	Best	Time	Km/h
1	21	Rui-Heng Yeh				Team Motopark		Dallara F324 TOM'S TGE 33	18	29:12.984			172.0	3	1:36.687	173.2
2	44	Diego de la Torre				Team Motopark		Dallara F324 TOM'S TGE 33	18	29:14.870	1.886	1.886	171.8	3	1:36.519	173.5
3	11	Alessandro Famularo				BVM Racing		Dallara F324 TOM'S TGE 33	18	29:18.021	5.037	3.151	171.5	3	1:36.704	173.2
4	55 *	Divy Nandan				BVM Racing		Dallara F324 TOM'S TGE 33	18	30:01.096	48.112	43.075	167.4	7	1:37.309	172.1
5	9	Everett Stack				Team Motopark		Dallara F324 TOM'S TGE 33	18	30:46.133	1:33.149	45.037	163.3	4	1:36.913	172.8

Not classified: (Requirements: 75% of number laps of leader = 14 Laps)

27	Jesse Carrasquedo					Team Motopark		Dallara F324 TOM'S TGE 33	11	19:57.582	7 Laps	7 Laps	153.8	2	1:36.332	173.8
----	-------------------	--	--	--	--	---------------	--	---------------------------	----	------------------	--------	--------	-------	---	----------	-------

RT

Clas	Nº	Driver	Nat	Cat	Clas	Team	Nat	Vehicle	Laps	Total Time	Gap	Interval	Km/h	Best	Time	Km/h
1	10	Lorenzo Castillo		RT	1	Team Motopark		Dallara F324 TOM'S TGE 33	18	29:22.328			171.0	3	1:37.111	172.4
2	58	Aaron Ferrazzano		RT	2	Aaron Ferrazzano by Neri Autosport		Dallara F324 TOM'S TGE 33	18	29:23.862	1.534	1.534	170.9	15	1:37.272	172.2
3	3	Javier Herrera		RT	3	BVM Racing		Dallara F324 TOM'S TGE 33	18	29:28.416	6.088	4.554	170.4	3	1:36.753	173.1
4	50 *	Jan Koller		RT	4	Team Motopark		Dallara F324 TOM'S TGE 33	18	29:30.018	7.690	1.602	170.3	7	1:37.169	172.3
5	7 *	Wiktor Dobrzański		RT	5	Team Motopark		Dallara F324 TOM'S TGE 33	18	29:31.912	9.584	1.894	170.1	6	1:37.087	172.5

Fastest lap Jesse Carrasquedo in 1:36.332 at 173.8 Km/h in lap 2

*** PENALTIES**

AFTER STEWARDS INVESTIGATION - CAR 7 - 5 SEC. PENALTY - JUMP START

STEWARDS DECISION CAR #50 - 5 SECONDS TIME PENALTY ABUSE TRACK LIMIT

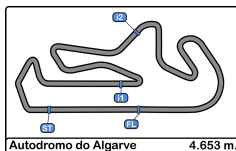
STEWARDS DECISION CAR #55- 5 SECONDS TIME PENALTY ABUSE TRACK LIMIT

Published at:.....

Track Temp: **37.3 °C** Air Temp: **24.1 °C** Humidity: **53 %** Track Status: **DRY**

Stewards:	Timekeeper:
Ibai Sanzberro DC-2680-ESP/NA	Luis Garcia JOB-2654-ESP/M
Enric Arrazola CD-2426-ESP/CAT	
Rui Rego CDA PT26/1091	





Autodromo Int. do Algarve

Euroformula Open

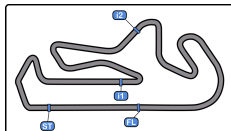
Race - 3

Final Classification by Driver Fastest Lap



Cl	Nº	Entrant/Team	Nat	Vehicle	Driver	Nat	Cat	Cl	Laps	Best	Time	Gap	Interval	Km/h
1	27	Team Motopark		Dallara F324 TOM'S TGE 33	Jesse Carrasquedo				11	2	1:36.332			173.8
2	44	Team Motopark		Dallara F324 TOM'S TGE 33	Diego de la Torre				18	3	1:36.519	0.187	0.187	173.5
3	21	Team Motopark		Dallara F324 TOM'S TGE 33	Rui-Heng Yeh				18	3	1:36.687	0.355	0.168	173.2
4	11	BVM Racing		Dallara F324 TOM'S TGE 33	Alessandro Famularo				18	3	1:36.704	0.372	0.017	173.2
5	3	BVM Racing		Dallara F324 TOM'S TGE 33	Javier Herrera		RT	1	18	3	1:36.753	0.421	0.049	173.1
6	9	Team Motopark		Dallara F324 TOM'S TGE 33	Everett Stack				18	4	1:36.913	0.581	0.160	172.8
7	7	Team Motopark		Dallara F324 TOM'S TGE 33	Wiktor Dobrzański		RT	2	18	6	1:37.087	0.755	0.174	172.5
8	10	Team Motopark		Dallara F324 TOM'S TGE 33	Lorenzo Castillo		RT	3	18	3	1:37.111	0.779	0.024	172.4
9	50	Team Motopark		Dallara F324 TOM'S TGE 33	Jan Koller		RT	4	18	7	1:37.169	0.837	0.058	172.3
10	58	Neri Autosport		Dallara F324 TOM'S TGE 33	Aaron Ferrazzano		RT	5	18	15	1:37.272	0.940	0.103	172.2
11	55	BVM Racing		Dallara F324 TOM'S TGE 33	Divy Nandan				18	7	1:37.309	0.977	0.037	172.1





Autodromo Int. do Algarve

Euroformula Open

Race - 3

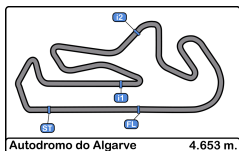
Distance and Speed Average



Autodromo do Algarve 4.653 m.

Clas	Nº	Driver	Nat	Cat	Clas	Team	Nat	Vehicle	Laps	Distance	Total Time	Km/h
1	21	Rui-Heng Yeh		TPE		Team Motopark		Dallara F324 TOM'S TGE 33	18	83.75	29:12.984	172.0
2	44	Diego de la Torre		MEX		Team Motopark		Dallara F324 TOM'S TGE 33	18	83.75	29:14.870	171.8
3	11	Alessandro Famularo		VEN		BVM Racing		Dallara F324 TOM'S TGE 33	18	83.75	29:18.021	171.5
4	10	Lorenzo Castillo		MEX	RT 1	Team Motopark		Dallara F324 TOM'S TGE 33	18	83.75	29:22.328	171.0
5	58	Aaron Ferrazzano		BEL	RT 2	Aaron Ferrazzano by Neri Autosport		Dallara F324 TOM'S TGE 33	18	83.75	29:23.862	170.9
6	3	Javier Herrera		MEX	RT 3	BVM Racing		Dallara F324 TOM'S TGE 33	18	83.75	29:28.416	170.4
7	50	Jan Koller		CZE	RT 4	Team Motopark		Dallara F324 TOM'S TGE 33	18	83.75	29:30.018	170.3
8	7	Wiktor Dobrzański		POL	RT 5	Team Motopark		Dallara F324 TOM'S TGE 33	18	83.75	29:31.912	170.1
9	55	Divy Nandan		IND		BVM Racing		Dallara F324 TOM'S TGE 33	18	83.75	30:01.096	167.4
10	9	Everett Stack		USA		Team Motopark		Dallara F324 TOM'S TGE 33	18	83.75	30:46.133	163.3
11	27	Jesse Carrasquedo		MEX		Team Motopark		Dallara F324 TOM'S TGE 33	11	51.18	19:57.582	153.8





Autodromo Int. do Algarve
Euroformula Open
Race - 3
Lap Analysis



3

Javier Herrera

Dallara F324 TOM'S TGE 33 **9**

Everett Stack

Dallara F324 TOM'S TGE 33

RT

BVM Racing

Team Motopark

Lap	D	Time	Sector 1	Sector 2	Sector 3	T. Spd	Elapsed	Lap	D	Time	Sector 1	Sector 2	Sector 3	T. Spd	Elapsed
1		1:51.662	45.112	31.080	35.470	173.0	1:51.662	1		1:37.908	31.936	30.699	35.273	163.6	1:37.908
2		1:36.970	31.047	30.548	35.375	244.8	3:28.632	2		1:36.928	30.986	30.661	35.281	244.8	3:14.836
3		1:36.753	30.794	30.680	35.279	246.0	5:05.385	3		1:36.980	30.999	30.638	35.343	244.8	4:51.816
4		1:37.256	30.985	30.830	35.441	246.5	6:42.641	4		1:36.913	30.927	30.576	35.410	246.5	6:28.729
5		1:37.536	30.916	30.862	35.758	247.1	8:20.177	5		1:38.439	31.243	31.734	35.462	247.7	8:07.168
6		1:37.272	31.014	30.666	35.592	247.1	9:57.449	6		1:37.159	30.779	30.835	35.545	250.0	9:44.327
7		1:37.424	30.947	30.825	35.652	246.5	11:34.873	7		1:37.132	30.811	30.747	35.574	250.0	11:21.459
8		1:38.157	31.139	30.896	36.122	246.0	13:13.030	8		1:37.104	30.782	30.795	35.527	248.8	12:58.563
9		1:37.603	30.947	30.963	35.693	247.1	14:50.633	9		1:39.005	31.067	31.414	36.524	252.3	14:37.568
10		1:37.996	31.083	30.877	36.036	247.1	16:28.629	10		1:49.856 P	31.904	31.010	46.942	250.0	16:27.424
11		1:37.350	31.144	30.759	35.447	245.4	18:05.979	11		2:55.283	1:48.341	31.103	35.839		19:22.707
12		1:37.298	30.983	30.821	35.494	247.1	19:43.277	12		1:38.162	31.003	30.638	36.521	245.4	21:00.869
13		1:37.418	31.003	30.790	35.625	246.5	21:20.695	13		1:37.519	31.048	30.843	35.628	246.0	22:38.388
14		1:37.409	30.936	30.888	35.585	246.0	22:58.104	14		1:37.344	30.750	30.993	35.601	246.5	24:15.732
15		1:37.398	30.953	30.871	35.574	248.2	24:35.502	15		1:37.668	30.989	30.870	35.809	246.5	25:53.400
16		1:37.706	31.034	30.905	35.767	247.1	26:13.208	16		1:37.463	31.131	30.858	35.474	247.1	27:30.863
17		1:37.695	31.119	30.896	35.680	247.7	27:50.903	17		1:37.563	31.043	30.886	35.634	246.5	29:08.426
18		1:37.513	31.053	30.900	35.560	248.2	29:28.416	18		1:37.707	31.169	30.740	35.798	247.1	30:46.133

7

Wiktor Dobrzański

Dallara F324 TOM'S TGE 33 **10**

Lorenzo Castillo

Dallara F324 TOM'S TGE 33

RT

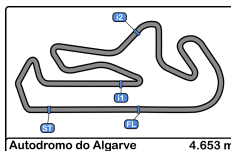
Team Motopark

RT

Team Motopark

Lap	D	Time	Sector 1	Sector 2	Sector 3	T. Spd	Elapsed	Lap	D	Time	Sector 1	Sector 2	Sector 3	T. Spd	Elapsed
1		1:42.947	34.787	32.194	35.966	156.7	1:42.947	1		1:41.256	33.999	31.801	35.456	156.5	1:41.256
2		1:38.015	31.119	31.277	35.619	247.1	3:20.962	2		1:37.352	31.017	31.051	35.284	249.4	3:18.608
3		1:38.085	31.280	31.477	35.328	253.5	4:59.047	3		1:37.111	31.086	30.807	35.218	248.8	4:55.719
4		1:37.470	31.067	31.061	35.342	251.1	6:36.517	4		1:37.156	30.978	30.999	35.179	249.4	6:32.875
5		1:37.623	31.182	31.119	35.322	251.7	8:14.140	5		1:37.710	31.149	31.150	35.411	249.4	8:10.585
6		1:37.087	30.871	30.874	35.342	250.5	9:51.227	6		1:37.776	31.104	30.979	35.693	249.4	9:48.361
7		1:37.373	30.966	31.036	35.371	250.5	11:28.600	7		1:37.491	31.040	30.917	35.534	248.8	11:25.852
8		1:38.153	31.269	31.213	35.671	250.5	13:06.753	8		1:37.714	31.031	31.053	35.630	248.2	13:03.566
9		1:39.313	31.306	32.193	35.814	251.1	14:46.066	9		1:37.721	31.092	30.882	35.747	249.4	14:41.287
10		1:38.440	31.476	31.359	35.605	248.8	16:24.506	10		1:38.455	31.207	31.050	36.198	250.0	16:19.742
11		1:37.845	31.052	30.987	35.806	250.0	18:02.351	11		1:37.916	31.239	31.057	35.620	247.7	17:57.658
12		1:37.648	31.090	31.005	35.553	250.0	19:39.999	12		1:37.867	31.132	31.055	35.680	248.2	19:35.525
13		1:37.754	31.117	31.160	35.477	250.5	21:17.753	13		1:37.571	31.033	31.029	35.509	247.7	21:13.096
14		1:38.108	31.368	31.137	35.603	249.4	22:55.861	14		1:37.713	31.008	31.075	35.630	247.7	22:50.809
15		1:37.596	31.029	30.923	35.644	248.8	24:33.457	15		1:37.674	31.040	31.003	35.631	247.7	24:28.483
16		1:38.088	31.525	30.980	35.583	247.7	26:11.545	16		1:37.602	31.099	30.928	35.575	247.1	26:06.085
17		1:37.676	31.106	31.023	35.547	248.2	27:49.221	17		1:37.884	31.145	30.974	35.765	248.8	27:43.969
18		1:37.691	31.036	31.029	35.626	247.7	29:26.912	18		1:38.359	31.147	31.234	35.978	248.2	29:22.328





Autodromo Int. do Algarve
Euroformula Open
Race - 3
Lap Analysis



11

Alessandro Famularo

Dallara F324 TOM'S TGE 33 **44**

Diego de la Torre

Dallara F324 TOM'S TGE 33

BVM Racing

Team Motopark

Lap	D	Time	Sector 1	Sector 2	Sector 3	T. Spd	Elapsed	Lap	D	Time	Sector 1	Sector 2	Sector 3	T. Spd	Elapsed
1		1:40.619	33.455	31.911	35.253	153.4	1:40.619	1		1:40.000	33.546	31.158	35.296	149.1	1:40.000
2		1:36.784	30.886	30.722	35.176	249.4	3:17.403	2		1:36.568	30.929	30.591	35.048	250.5	3:16.568
3		1:36.704	30.816	30.632	35.256	250.0	4:54.107	3		1:36.519	30.657	30.705	35.157	250.0	4:53.087
4		1:37.017	30.748	30.664	35.605	249.4	6:31.124	4		1:36.889	30.790	30.725	35.374	251.1	6:29.976
5		1:37.616	30.921	30.987	35.708	249.4	8:08.740	5		1:37.804	30.735	31.517	35.552	249.4	8:07.780
6		1:38.425	31.245	31.241	35.939	251.1	9:47.165	6		1:38.503	31.492	31.659	35.352	250.5	9:46.283
7		1:37.185	30.796	30.762	35.627	250.5	11:24.350	7		1:36.706	30.665	30.630	35.411	250.0	11:22.989
8		1:37.152	30.828	30.777	35.547	248.8	13:01.502	8		1:37.009	30.817	30.800	35.392	248.2	12:59.998
9		1:37.728	30.939	30.828	35.961	250.5	14:39.230	9		1:37.812	30.832	30.959	36.021	250.0	14:37.810
10		1:38.518	31.290	31.113	36.115	248.2	16:17.748	10		1:39.095	31.782	31.469	35.844	252.9	16:16.905
11		1:37.612	31.025	31.025	35.562	249.4	17:55.360	11		1:37.001	30.767	30.819	35.415	248.2	17:53.906
12		1:37.328	30.887	30.986	35.455	249.4	19:32.688	12		1:36.989	30.911	30.874	35.204	248.8	19:30.895
13		1:37.290	30.920	30.851	35.519	248.2	21:09.978	13		1:37.081	30.795	30.851	35.435	248.8	21:07.976
14		1:37.464	30.872	30.932	35.660	248.2	22:47.442	14		1:37.268	30.814	30.864	35.590	248.2	22:45.244
15		1:37.689	30.954	30.887	35.848	249.4	24:25.131	15		1:37.237	30.910	30.847	35.480	249.4	24:22.481
16		1:37.727	31.048	30.910	35.769	248.2	26:02.858	16		1:37.406	30.950	30.836	35.620	248.2	25:59.887
17		1:37.689	31.056	30.933	35.700	248.8	27:40.547	17		1:37.467	30.910	30.964	35.593	248.2	27:37.354
18		1:37.474	31.023	30.914	35.537	248.2	29:18.021	18		1:37.516	31.000	30.858	35.658	248.2	29:14.870

21

Rui-Heng Yeh

Dallara F324 TOM'S TGE 33 **50**

Jan Koller

Dallara F324 TOM'S TGE 33

Team Motopark

RT

Team Motopark

Lap	D	Time	Sector 1	Sector 2	Sector 3	T. Spd	Elapsed	Lap	D	Time	Sector 1	Sector 2	Sector 3	T. Spd	Elapsed
1		1:38.834	32.711	30.643	35.480	168.2	1:38.834	1		1:43.266	35.461	31.643	36.162	171.7	1:43.266
2		1:36.699	30.856	30.611	35.232	247.1	3:15.533	2		1:38.145	31.091	31.184	35.870	250.5	3:21.411
3		1:36.687	30.728	30.653	35.306	247.1	4:52.220	3		1:38.197	31.071	31.505	35.621	251.1	4:59.608
4		1:36.765	30.879	30.622	35.264	250.5	6:28.985	4		1:37.304	30.886	31.054	35.364	251.1	6:36.912
5		1:37.648	31.113	31.265	35.270	252.9	8:06.633	5		1:37.841	31.013	31.390	35.438	251.7	8:14.753
6		1:37.195	30.943	30.940	35.312	246.5	9:43.828	6		1:37.230	31.013	30.874	35.343	251.7	9:51.983
7		1:37.009	30.880	30.744	35.385	244.8	11:20.837	7		1:37.169	30.907	30.855	35.407	250.0	11:29.152
8		1:37.393	30.995	30.828	35.570	244.8	12:58.230	8		1:38.025	31.130	31.127	35.768	249.4	13:07.177
9		1:39.225	31.216	31.528	36.481	246.5	14:37.455	9		1:38.795	31.152	31.625	36.018	250.5	14:45.972
10		1:37.615	31.380	30.788	35.447	243.7	16:15.070	10		1:37.853	31.178	31.043	35.632	248.2	16:23.825
11		1:37.335	31.054	30.749	35.532	245.4	17:52.405	11		1:37.712	31.078	31.002	35.632	247.1	18:01.537
12		1:36.999	30.958	30.735	35.306	246.0	19:29.404	12		1:37.766	31.069	30.968	35.729	247.7	19:39.303
13		1:37.233	31.080	30.740	35.413	245.4	21:06.637	13		1:37.324	31.079	30.718	35.527	247.7	21:16.627
14		1:37.450	31.014	30.770	35.666	246.0	22:44.087	14		1:37.451	30.997	30.881	35.573	248.2	22:54.078
15		1:36.987	30.908	30.643	35.436	246.5	24:21.074	15		1:37.357	31.083	30.810	35.464	248.2	24:31.435
16		1:37.282	31.003	30.849	35.430	245.4	25:58.356	16		1:37.668	30.929	31.142	35.597	247.7	26:09.103
17		1:37.221	31.009	30.740	35.472	247.1	27:35.577	17		1:37.536	31.171	30.878	35.487	249.4	27:46.639
18		1:37.407	31.060	30.782	35.565	247.1	29:12.984	18		1:38.379	31.912	30.900	35.567	248.8	29:25.018

27

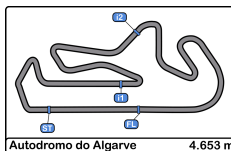
Jesse Carrasquedo

Dallara F324 TOM'S TGE 33

Team Motopark

Lap	D	Time	Sector 1	Sector 2	Sector 3	T. Spd	Elapsed
1		1:39.594	33.276	31.089	35.229	161.4	1:39.594
2		1:36.332	30.839	30.523	34.970	247.1	3:15.926
3		1:36.699	30.804	30.700	35.195	251.1	4:52.625
4		1:36.794	30.861	30.660	35.273	251.7	6:29.419
5		1:38.213	30.940	31.670	35.603	248.8	8:07.632
6		1:38.015	31.737	31.040	35.238	247.1	9:45.647
7		1:36.458	30.701	30.399	35.358	247.7	11:22.105
8		1:37.013	30.760	30.696	35.557	249.4	12:59.118
9		1:38.532	30.946	31.220	36.366	251.7	14:37.650
10		2:14.301 P	32.069	30.773	1:11.459	251.7	16:51.951
11		3:05.631 P	1:47.754	33.202	44.675		19:57.582





Autodromo Int. do Algarve
Euroformula Open
Race - 3
Lap Analysis



55

Divy Nandan

Dallara F324 TOM'S TGE 33

BVM Racing

Lap	D	Time	Sector 1	Sector 2	Sector 3	T. Spd	Elapsed
1		1:42.064	34.507	31.796	35.761	175.8	1:42.064
2		1:38.633	31.452	31.595	35.586	250.0	3:20.697
3		1:37.808	31.141	31.319	35.348	254.1	4:58.505
4		1:37.697	31.081	31.091	35.525	254.1	6:36.202
5		1:39.230	32.447	31.239	35.544	254.1	8:15.432
6		1:38.033	31.046	31.024	35.963	252.9	9:53.465
7		1:37.309	30.805	30.897	35.607	250.5	11:30.774
8		2:01.126	30.953	30.895	59.278	250.0	13:31.900
9		1:38.983	31.491	31.562	35.930	249.4	15:10.883
10		1:37.970	31.177	30.838	35.955	248.2	16:48.853
11		1:37.992	31.046	30.876	36.070	248.2	18:26.845
12		1:38.291	31.179	31.008	36.104	248.2	20:05.136
13		1:38.287	31.072	31.179	36.036	248.2	21:43.423
14		1:38.327	31.211	31.163	35.953	248.8	23:21.750
15		1:38.086	31.063	31.018	36.005	249.4	24:59.836
16		1:38.420	31.093	31.158	36.169	247.7	26:38.256
17		1:38.810	31.140	31.869	35.801	248.8	28:17.066
18		1:39.030	31.600	31.271	36.159	249.4	29:56.096

58

Aaron Ferrazzano

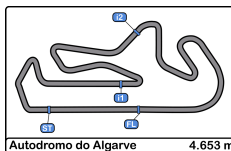
Dallara F324 TOM'S TGE 33

RT

Aaron Ferrazzano by Neri

Lap	D	Time	Sector 1	Sector 2	Sector 3	T. Spd	Elapsed
1		1:42.207	34.892	31.701	35.614	178.2	1:42.207
2		1:38.046	31.236	31.257	35.553	250.0	3:20.253
3		1:37.741	31.305	30.883	35.553	244.3	4:57.994
4		1:37.672	31.096	30.924	35.652	243.7	6:35.666
5		1:37.430	31.086	30.822	35.522	244.8	8:13.096
6		1:37.406	31.108	30.794	35.504	244.3	9:50.502
7		1:37.636	31.171	30.857	35.608	243.7	11:28.138
8		1:38.189	31.416	31.018	35.755	243.7	13:06.327
9		1:37.838	31.122	30.995	35.721	245.4	14:44.165
10		1:37.566	31.139	30.764	35.663	245.4	16:21.731
11		1:37.692	31.175	30.814	35.703	246.0	17:59.423
12		1:37.523	31.066	30.860	35.597	244.3	19:36.946
13		1:37.621	31.100	30.916	35.605	246.0	21:14.567
14		1:37.592	31.052	30.909	35.631	246.0	22:52.159
15		1:37.272	31.022	30.704	35.546	246.5	24:29.431
16		1:38.166	31.149	31.247	35.770	246.0	26:07.597
17		1:37.927	31.172	31.034	35.721	246.5	27:45.524
18		1:38.338	31.326	31.038	35.974	246.5	29:23.862





Autodromo Int. do Algarve

Euroformula Open

Race - 3

Analysis by Lap



Autodromo do Algarve 4.653 m.

Num	Lap Time	Gap
-----	----------	-----

Lap 1

9	1:37.908	
21	1:38.834	00.926
27	1:39.594	01.686
44	1:40.000	02.092
11	1:40.619	02.711
10	1:41.256	03.348
55	1:42.064	04.156
58	1:42.207	04.299
7	1:42.947	05.039
50	1:43.266	05.358
3	1:51.662	13.754

Num	Lap Time	Gap
-----	----------	-----

Lap 2

9	1:36.928	
21	1:36.699	00.697
27	1:36.332	01.090
44	1:36.568	01.732
11	1:36.784	02.567
10	1:37.352	03.772
58	1:38.046	05.417
55	1:38.633	05.861
7	1:38.015	06.126
50	1:38.145	06.575
3	1:36.970	13.796

Num	Lap Time	Gap
-----	----------	-----

Lap 3

9	1:36.980	
21	1:36.687	00.404
27	1:36.699	00.809
44	1:36.519	01.271
11	1:36.704	02.291
10	1:37.111	03.903
58	1:37.741	06.178
55	1:37.808	06.689
7	1:38.085	07.231
50	1:38.197	07.792
3	1:36.753	13.569

Num	Lap Time	Gap
-----	----------	-----

Lap 4

9	1:36.913	
21	1:36.765	00.256
27	1:36.794	00.690
44	1:36.889	01.247
11	1:37.017	02.395
10	1:37.156	04.146
58	1:37.672	06.937
55	1:37.697	07.473
7	1:37.470	07.788
50	1:37.304	08.183
3	1:37.256	13.912

Num	Lap Time	Gap
-----	----------	-----

Lap 5

21	1:37.648	
9	1:38.439	00.535
27	1:38.213	00.999

Num	Lap Time	Gap
-----	----------	-----

Lap 6

44	1:37.804	01.147
11	1:37.616	02.107
10	1:37.710	03.952
58	1:37.430	06.463
7	1:37.623	07.507
50	1:37.841	08.120
55	1:39.230	08.799
3	1:37.536	13.544

Num	Lap Time	Gap
-----	----------	-----

Lap 7

21	1:37.195	
9	1:37.159	00.499
27	1:38.015	01.819
44	1:38.503	02.455
11	1:38.425	03.337
10	1:37.776	04.533
58	1:37.406	06.674
7	1:37.087	07.399
50	1:37.230	08.155
55	1:38.033	09.637
3	1:37.272	13.621

Num	Lap Time	Gap
-----	----------	-----

Lap 8

21	1:37.009	
9	1:37.132	00.622
27	1:36.458	01.268
44	1:36.706	02.152
11	1:37.185	03.513
10	1:37.491	05.015
58	1:37.636	07.301
7	1:37.373	07.763
50	1:37.169	08.315
55	1:37.309	09.937
3	1:37.424	14.036

Num	Lap Time	Gap
-----	----------	-----

Lap 9

21	1:37.393	
9	1:37.104	00.333
27	1:37.013	00.888
44	1:37.009	01.768
11	1:37.152	03.272
10	1:37.714	05.336
58	1:38.189	08.097
7	1:38.153	08.523
50	1:38.025	08.947
3	1:38.157	14.800
55	2:01.126	33.670

Num	Lap Time	Gap
-----	----------	-----

Lap 10

21	1:39.225	
9	1:39.005	00.113
27	1:38.532	00.195
44	1:37.812	00.355
11	1:37.728	01.775
10	1:37.721	03.832
58	1:37.838	06.710

Num	Lap Time	Gap
-----	----------	-----

Lap 11

50	1:38.795	08.517
7	1:39.313	08.611
3	1:37.603	13.178
55	1:38.983	33.428

Num	Lap Time	Gap
-----	----------	-----

Lap 12

21	1:37.615	
44	1:39.095	01.835
11	1:38.518	02.678
10	1:38.455	04.672
58	1:37.566	06.661
50	1:37.853	08.755
7	1:38.440	09.436
9	1:49.856	12.354
3	1:37.996	13.559
55	1:37.970	33.783
27	2:14.301	36.881

Num	Lap Time	Gap
-----	----------	-----

Lap 13

21	1:37.335	
44	1:37.001	01.501
11	1:37.612	02.955
10	1:37.916	05.253
58	1:37.692	07.018
50	1:37.712	09.132
7	1:37.845	09.946
3	1:37.350	13.574
55	1:37.992	34.440
9	2:55.283	1:30.302

Num	Lap Time	Gap
-----	----------	-----

Lap 14

21	1:36.999	
44	1:36.989	01.491
11	1:37.328	03.284
10	1:37.867	06.121
58	1:37.523	07.542
50	1:37.766	09.899
7	1:37.648	10.595
3	1:37.298	13.873
27	3:05.631	1 Lap
55	1:38.291	35.732
9	1:38.162	1:31.465

Num	Lap Time	Gap
-----	----------	-----

Lap 15

21	1:37.233	
44	1:37.081	01.339
11	1:37.290	03.341
10	1:37.571	06.459
58	1:37.621	07.930
50	1:37.324	09.990
7	1:37.754	11.116
3	1:37.418	14.058
55	1:38.287	36.786
9	1:37.519	1:31.751

Num	Lap Time	Gap
-----	----------	-----

Lap 16

21	1:37.221	
44	1:37.467	01.777
11	1:37.689	04.970
10	1:37.884	08.392
58	1:37.927	09.947
50	1:37.536	11.062
7	1:37.676	13.644
3	1:37.695	15.326
55	1:38.810	41.489
9	1:37.563	1:32.849

Num	Lap Time	Gap
-----	----------	-----

Lap 17

21	1:37.221	
44	1:37.467	01.777
11	1:37.689	04.970
10	1:37.884	08.392
58	1:37.927	09.947
50	1:37.536	11.062
7	1:37.676	13.644
3	1:37.695	15.326
55	1:38.810	41.489
9	1:37.563	1:32.849

Num	Lap Time	Gap
-----	----------	-----

Lap 18

21	1:37.407	
44	1:37.516	01.886
11	1:37.474	05.037
10	1:38.359	09.344
58	1:38.338	10.878
50	1:38.379	12.034
7	1:37.691	13.928

Num	Lap Time	Gap
-----	----------	-----

Lap 14

3	1:37.513	15.432
55	1:39.030	43.112
9	1:37.707	1:33.149
21	1:37.450	
44	1:37.268	01.157
11	1:37.464	03.355
10	1:37.713	06.722
58	1:37.592	08.072
50	1:37.451	09.991
7	1:38.108	11.774
3	1:37.409	14.017
55	1:38.327	37.663
9	1:37.344	1:31.645

Num	Lap Time	Gap
-----	----------	-----

Lap 15

21	1:36.987	
44	1:37.237	01.407
11	1:37.689	04.057
10	1:37.674	07.409
58	1:37.272	08.357
50	1:37.357	10.361
7	1:37.596	12.383
3	1:37.398	14.428
55	1:38.086	38.762
9	1:37.668	1:32.326

Num	Lap Time	Gap
-----	----------	-----

Lap 16

21	1:37.282	
44	1:37.406	01.531
11	1:37.727	04.502
10	1:37.602	07.729
58	1:38.166	09.241
50	1:37.668	10.747
7	1:38.088	13.189
3	1:37.706	14.852
55	1:38.420	39.900
9	1:37.463	1:32.507

Num	Lap Time	Gap
-----	----------	-----

Lap 17

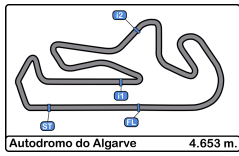
21	1:37.221	
44	1:37.467	01.777
11	1:37.689	04.970
10	1:37.884	08.392
58	1:37.927	09.947
50	1:37.536	11.062
7	1:37.676	13.644
3	1:37.695	15.326
55	1:38.810	41.489
9	1:37.563	1:32.849

Num	Lap Time	Gap
-----	----------	-----

Lap 18

21	1:37.407	
44	1:37.516	01.886
11	1:37.474	05.037
10	1:38.359	09.344
58	1:38.338	10.878
50	1:38.379	12.034
7	1:37.691	13.928



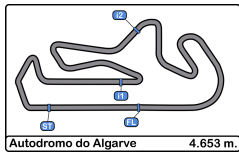


Autodromo Int. do Algarve
Euroformula Open
Race - 3
Best Sectors Results



Sector - 1				Sector - 2				Sector - 3				Ideal Lap vs Best Lap				
Clas	Nº	Driver	Time	Nº	Driver	Time	Nº	Driver	Time	Clas	Nº	Driver	Ideal Lap	Best Lap	Clas	
1	44	Diego de la Torre	30.657	27	Jesse Carrasquedo	30.399	27	Jesse Carrasquedo	34.970	1	27	Jesse Carrasquedo	1:36.070	1:36.332	1	
2	27	Jesse Carrasquedo	30.701	3	Javier Herrera	30.548	44	Diego de la Torre	35.048	2	44	Diego de la Torre	1:36.296	1:36.519	2	
3	21	Rui-Heng Yeh	30.728	9	Everett Stack	30.576	11	Alessandro Famularo	35.176	3	11	Alessandro Famularo	1:36.556	1:36.704	4	
4	11	Alessandro Famularo	30.748	44	Diego de la Torre	30.591	10	Lorenzo Castillo	35.179	4	21	Rui-Heng Yeh	1:36.571	1:36.687	3	
5	9	Everett Stack	30.750	21	Rui-Heng Yeh	30.611	21	Rui-Heng Yeh	35.232	5	9	Everett Stack	1:36.599	1:36.913	6	
6	3	Javier Herrera	30.794	11	Alessandro Famularo	30.632	9	Everett Stack	35.273	6	3	Javier Herrera	1:36.621	1:36.753	5	
7	55	Divy Nandan	30.805	58	Aaron Ferrazzano	30.704	3	Javier Herrera	35.279	7	50	Jan Koller	1:36.947	1:37.169	9	
8	7	Wiktor Dobrzański	30.871	50	Jan Koller	30.718	7	Wiktor Dobrzański	35.322	8	10	Lorenzo Castillo	1:36.964	1:37.111	8	
9	50	Jan Koller	30.886	10	Lorenzo Castillo	30.807	50	Jan Koller	35.343	9	55	Divy Nandan	1:36.991	1:37.309	11	
10	10	Lorenzo Castillo	30.978	55	Divy Nandan	30.838	55	Divy Nandan	35.348	10	7	Wiktor Dobrzański	1:37.067	1:37.087	7	
11	58	Aaron Ferrazzano	31.022	7	Wiktor Dobrzański	30.874	58	Aaron Ferrazzano	35.504	11	58	Aaron Ferrazzano	1:37.230	1:37.272	10	



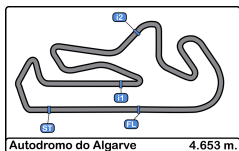


Autodromo Int. do Algarve
Euroformula Open
Race - 3
Leader Sequence



N°	Driver	Nat	Cat	Clas	Team	Nat	Vehicle	Start Lap	End Lap	Laps	Total Laps
9	Everett Stack		USA		Team Motopark		Dallara F324 TOM'S TGE 33	1	4	4	4
21	Rui-Heng Yeh		TPE		Team Motopark		Dallara F324 TOM'S TGE 33	5	18	14	14





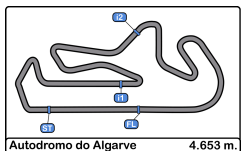
Autodromo Int. do Algarve
Euroformula Open
Race - 3
Best 5 Lap Times



Autodromo do Algarve 4.653 m.

Cls	Nº	Driver	Nat	Cat	Cls	Team	Nat	Vehicle	Best 1		Best 2		Best 3		Best 4		Best 5	
									Time	Lap	Time	Lap	Time	Lap	Time	Lap	Time	Lap
1	27	Jesse Carrasquedo	MEX			Team Motopark	DEU	Dallara F324 TOM'S TGE 33	1:36.332	2	1:36.458	7	1:36.699	3	1:36.794	4	1:37.013	8
2	44	Diego de la Torre	MEX			Team Motopark	DEU	Dallara F324 TOM'S TGE 33	1:36.519	3	1:36.568	2	1:36.706	7	1:36.889	4	1:36.989	12
3	21	Rui-Heng Yeh	TPE			Team Motopark	DEU	Dallara F324 TOM'S TGE 33	1:36.687	3	1:36.699	2	1:36.765	4	1:36.987	15	1:36.999	12
4	11	Alessandro	VEN			BVM Racing	ITA	Dallara F324 TOM'S TGE 33	1:36.704	3	1:36.784	2	1:37.017	4	1:37.152	8	1:37.185	7
5	3	Javier Herrera	MEX	RT	1	BVM Racing	ITA	Dallara F324 TOM'S TGE 33	1:36.753	3	1:36.970	2	1:37.256	4	1:37.272	6	1:37.298	12
6	9	Everett Stack	USA			Team Motopark	DEU	Dallara F324 TOM'S TGE 33	1:36.913	4	1:36.928	2	1:36.980	3	1:37.104	8	1:37.132	7
7	7	Wiktor Dobrzański	POL	RT	2	Team Motopark	DEU	Dallara F324 TOM'S TGE 33	1:37.087	6	1:37.373	7	1:37.470	4	1:37.596	15	1:37.623	5
8	10	Lorenzo Castillo	MEX	RT	3	Team Motopark	DEU	Dallara F324 TOM'S TGE 33	1:37.111	3	1:37.156	4	1:37.352	2	1:37.491	7	1:37.571	13
9	50	Jan Koller	CZE	RT	4	Team Motopark	DEU	Dallara F324 TOM'S TGE 33	1:37.169	7	1:37.230	6	1:37.304	4	1:37.324	13	1:37.357	15
10	58	Aaron Ferrazzano	BEL	RT	5	Aaron Ferrazzano by Neri Autosport	BEL	Dallara F324 TOM'S TGE 33	1:37.272	15	1:37.406	6	1:37.430	5	1:37.523	12	1:37.566	10
11	55	Divy Nandan	IND			BVM Racing	ITA	Dallara F324 TOM'S TGE 33	1:37.309	7	1:37.697	4	1:37.808	3	1:37.970	10	1:37.992	11





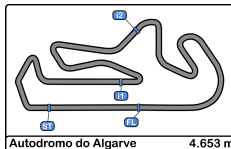
Autodromo Int. do Algarve
Euroformula Open
Race - 3
Best 5 Top Speeds



Autodromo do Algarve 4.653 m.

Clas	Nº	Driver	Nat	Cat	Cls	Team	Nat	Vehicle	Top 1		Top 2		Top 3		Top 4		Top 5		Avg
									Km/h	Lap	Km/h	Lap	Km/h	Lap	Km/h	Lap	Km/h	Lap	
1	55	Divy Nandan	IND			BVM Racing	ITA	Dallara F324 TOM'S TGE 33	254.1	3	254.1	4	254.1	5	252.9	6	250.5	7	253.1
2	7	Wiktor Dobrzański	POL	RT	1	Team Motopark	DEU	Dallara F324 TOM'S TGE 33	253.5	3	251.7	5	251.1	4	251.1	9	250.5	6	251.6
3	21	Rui-Heng Yeh	TPE			Team Motopark	DEU	Dallara F324 TOM'S TGE 33	252.9	5	250.5	4	247.1	2	247.1	3	247.1	17	248.9
4	44	Diego de la Torre	MEX			Team Motopark	DEU	Dallara F324 TOM'S TGE 33	252.9	10	251.1	4	250.5	2	250.5	6	250.0	3	251.0
5	9	Everett Stack	USA			Team Motopark	DEU	Dallara F324 TOM'S TGE 33	252.3	9	250.0	6	250.0	7	250.0	10	248.8	8	250.2
6	27	Jesse Carrasquedo	MEX			Team Motopark	DEU	Dallara F324 TOM'S TGE 33	251.7	4	251.7	9	251.7	10	251.1	3	249.4	8	251.1
7	50	Jan Koller	CZE	RT	2	Team Motopark	DEU	Dallara F324 TOM'S TGE 33	251.7	5	251.7	6	251.1	3	251.1	4	250.5	2	251.2
8	11	Alessandro Famularo	ITA			BVM Racing	ITA	Dallara F324 TOM'S TGE 33	251.1	6	250.5	7	250.5	9	250.0	3	249.4	2	250.3
9	10	Lorenzo Castillo	MEX	RT	3	Team Motopark	DEU	Dallara F324 TOM'S TGE 33	250.0	10	249.4	2	249.4	4	249.4	5	249.4	6	249.5
10	58	Aaron Ferrazzano	BEL	RT	4	Aaron Ferrazzano by Neri Autosport	BEL	Dallara F324 TOM'S TGE 33	250.0	2	246.5	15	246.5	17	246.5	18	246.0	11	247.1
11	3	Javier Herrera	MEX	RT	5	BVM Racing	ITA	Dallara F324 TOM'S TGE 33	248.2	15	248.2	18	247.7	17	247.1	5	247.1	6	247.7





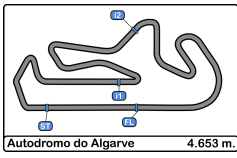
Autodromo do Algarve 4.653 m.

Autodromo Int. do Algarve
Euroformula Open
Race - 3
Fastest Laps Sequence



Lap	Time of Day	Session Time	Nº Driver	Nat	Cat	Team	Nat	Vehicle	Time	Km/h
2	16:21:33.166	3:15.166	9 Everett Stack		USA	Team Motopark		Dallara F324 TOM'S TGE 33	1:36.928	172.8
2	16:21:33.862	3:15.862	21 Rui-Heng Yeh		TPE	Team Motopark		Dallara F324 TOM'S TGE 33	1:36.699	173.2
2	16:21:34.256	3:16.256	27 Jesse Carrasquedo		MEX	Team Motopark		Dallara F324 TOM'S TGE 33	1:36.332	173.8





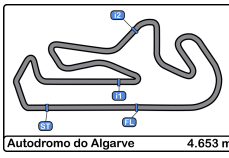
Autodromo Int. do Algarve
Euroformula Open
Race - 3
Lap Chart



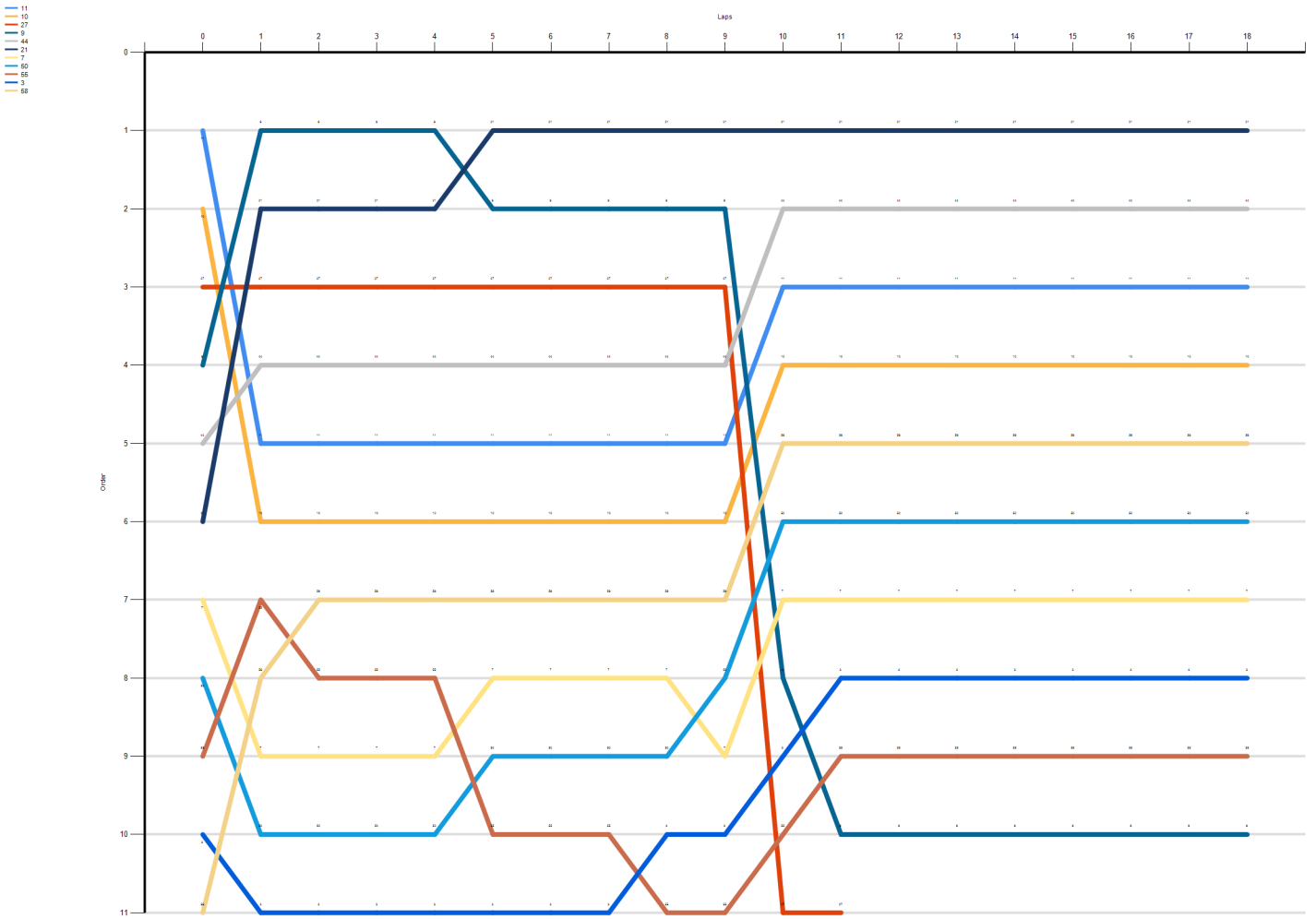
LAP

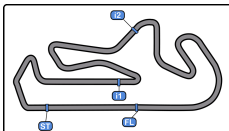
Nr	Pos	Grid	1	2	3	4	5	6	7	8	9	10	11	12	13	14	15	16	17	18
11	1	11	9	9	9	9	21	21	21	21	21	21	21	21	21	21	21	21	21	21
10	2	10	21	21	21	21	9	9	9	9	9	44	44	44	44	44	44	44	44	44
27	3	27	27	27	27	27	27	27	27	27	27	11	11	11	11	11	11	11	11	11
9	4	9	44	44	44	44	44	44	44	44	44	10	10	10	10	10	10	10	10	10
44	5	44	11	11	11	11	11	11	11	11	11	58	58	58	58	58	58	58	58	58
21	6	21	10	10	10	10	10	10	10	10	10	50	50	50	50	50	50	50	50	50
7	7	7	55	58	58	58	58	58	58	58	58	7	7	7	7	7	7	7	7	7
50	8	50	58	55	55	55	7	7	7	7	50	9	3	3	3	3	3	3	3	3
55	9	55	7	7	7	7	50	50	50	50	7	3	55	55	55	55	55	55	55	55
3	10	3	50	50	50	50	55	55	55	3	3	55	9	9	9	9	9	9	9	9
58	11	58	3	3	3	3	3	3	3	55	55	27	27							





Autodromo Int. do Algarve
Euroformula Open
Race - 3
Graphic Lap Chart





Autodromo do Algarve 4.653 m.

Autodromo Int. do Algarve

Euroformula Open

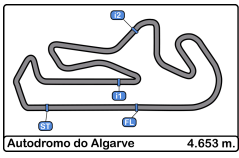
Race - 3

Pit Stop Analysis



Ord.	Nr.	In Day Time	Driver	Nat	Team	Nat	Vehicle	Cat	In Time	Stop N°	Pit Time	Handicap	Diff.
1	9	16:34:41.556	Everett Stack		Team Motopark		Dallara F324 TOM'S TGE 33		16:23.227	1	1:22.937		
2	27	16:35:05.997	Jesse Carrasquedo		Team Motopark		Dallara F324 TOM'S TGE 33		16:47.668	1	1:08.389		

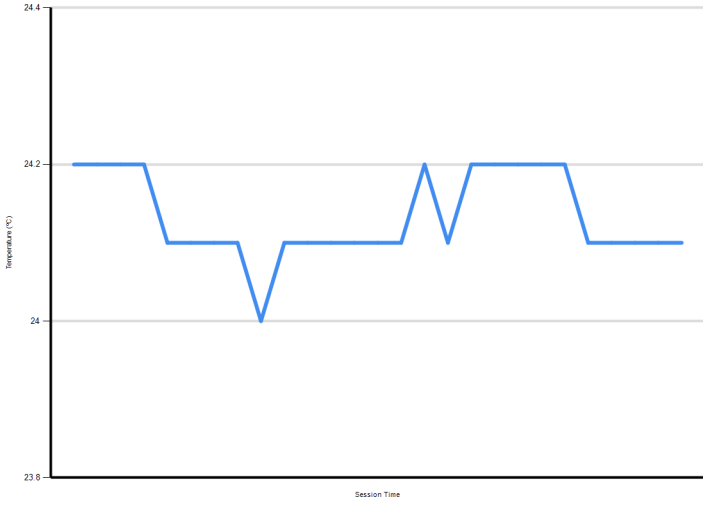




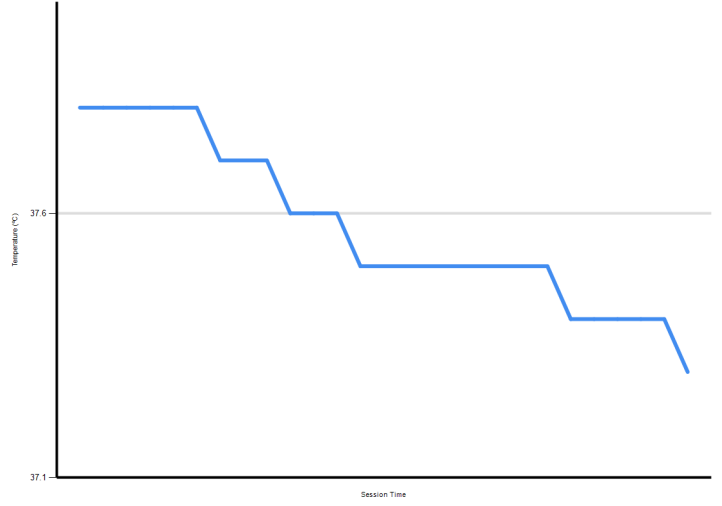
Autodromo Int. do Algarve
Euroformula Open
Race - 3
Weather Report



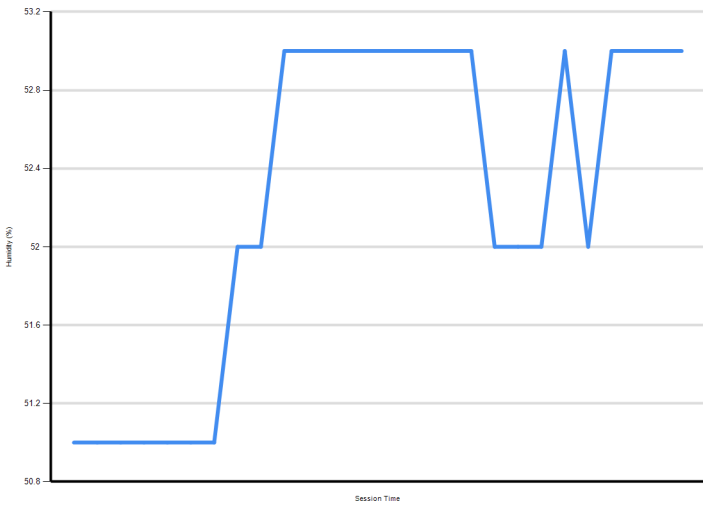
Air Temperature



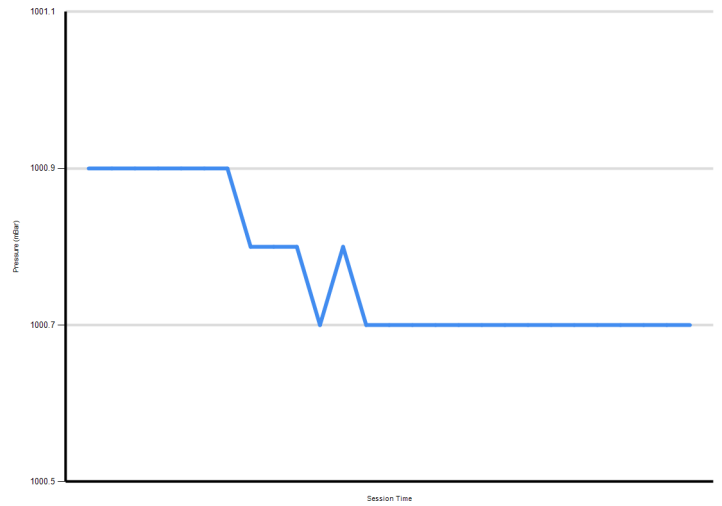
Track Temperature



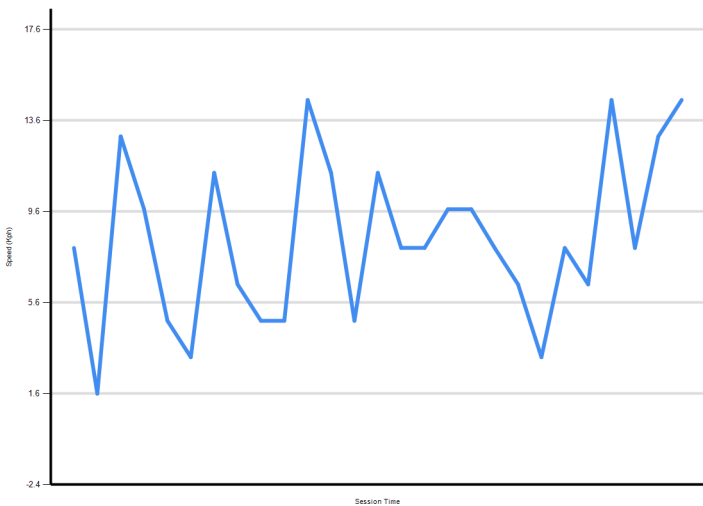
Humidity



Pressure



Wind Speed



Wind direction

