

Hungaroring
Euroformula Open
Race - 2
Provisional Results



Clas	Nº	Driver	Nat	Cat	Clas	Team	Nat	Vehicle	Laps	Total Time	Gap	Interval	Km/h	Best	Time	Km/h
1	44	Diego de la Torre	MEX			Team Motopark	DEU	Dallara F324 TOM'S TGE 33	17	27:50.171			160.5	5	1:37.559	161.6
2	21	Rui-Heng Yeh	TPE			Team Motopark	DEU	Dallara F324 TOM'S TGE 33	17	27:50.532	0.361	0.361	160.4	16	1:37.545	161.6
3	9	Everett Stack	USA			Team Motopark	DEU	Dallara F324 TOM'S TGE 33	17	27:52.855	2.684	2.323	160.2	8	1:37.447	161.8
4	3	Javier Herrera	MEX	RT	1	BVM Racing	ITA	Dallara F324 TOM'S TGE 33	17	27:53.670	3.499	0.815	160.1	9	1:37.545	161.6
5	27	Jesse Carrasquedo	MEX			Team Motopark	DEU	Dallara F324 TOM'S TGE 33	17	27:54.238	4.067	0.568	160.1	9	1:37.429	161.8
6	11	Alessandro Famularo	VEN			BVM Racing	ITA	Dallara F324 TOM'S TGE 33	17	27:54.661	4.490	0.423	160.1	10	1:37.318	162.0
7	7	Wiktor Dobrzański	POL	RT	2	Team Motopark	DEU	Dallara F324 TOM'S TGE 33	17	27:54.965	4.794	0.304	160.0	7	1:37.399	161.9
8	50	Jan Koller	CZE	RT	3	Team Motopark	DEU	Dallara F324 TOM'S TGE 33	17	27:57.003	6.832	2.038	159.8	13	1:37.118	162.3
9	10	Lorenzo Castillo	MEX	RT	4	Team Motopark	DEU	Dallara F324 TOM'S TGE 33	17	28:01.500	11.329	4.497	159.4	10	1:37.578	161.6
10	58	Aaron Ferrazzano	BEL	RT	5	Neri Autosport	BEL	Dallara F324 TOM'S TGE 33	17	28:01.986	11.815	0.486	159.4	11	1:37.705	161.4
11	1	Marcelo Hahn	BRA	RT	6	BVM Racing	ITA	Dallara F324 TOM'S TGE 33	17	28:02.591	12.420	0.605	159.3	9	1:37.178	162.2
12	55	Divy Nandan	IND			BVM Racing	ITA	Dallara F324 TOM'S TGE 33	17	28:16.771	26.600	14.180	158.0	3	1:37.990	160.9

Fastest lap Jan Koller in 1:37.118 at 162.3 Km/h in lap 13

Published at:.....

Track Temp: 30.4 °C Air Temp: 20.9 °C Humidity: 53 % Track Status: WET

Race Director:

Alessandro Ferrari

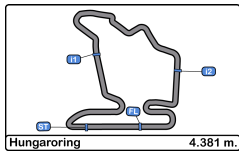
ACI DGA 392080

Timekeeper:

 Luis Garcia

JCR-2654-ESP/M





Hungaroring
Euroformula Open
Race - 2
Provisional Results by Category



RT																
Clas	Nº	Driver	Nat	Cat	Clas	Team	Nat	Vehicle	Laps	Total Time	Gap	Interval	Km/h	Best	Time	Km/h
1	3	Javier Herrera	MEX	RT	1	BVM Racing	ITA	Dallara F324 TOM'S TGE 33	17	27:53.670			160.1	9	1:37.545	161.6
2	7	Wiktor Dobrzański	POL	RT	2	Team Motopark	DEU	Dallara F324 TOM'S TGE 33	17	27:54.965	1.295	1.295	160.0	7	1:37.399	161.9
3	50	Jan Koller	CZE	RT	3	Team Motopark	DEU	Dallara F324 TOM'S TGE 33	17	27:57.003	3.333	2.038	159.8	13	1:37.118	162.3
4	10	Lorenzo Castillo	MEX	RT	4	Team Motopark	DEU	Dallara F324 TOM'S TGE 33	17	28:01.500	7.830	4.497	159.4	10	1:37.578	161.6
5	58	Aaron Ferrazzano	BEL	RT	5	Neri Autosport	BEL	Dallara F324 TOM'S TGE 33	17	28:01.986	8.316	0.486	159.4	11	1:37.705	161.4
6	1	Marcelo Hahn	BRA	RT	6	BVM Racing	ITA	Dallara F324 TOM'S TGE 33	17	28:02.591	8.921	0.605	159.3	9	1:37.178	162.2

Fastest lap Jan Koller in 1:37.118 at 162.3 Km/h in lap 13

Published at:.....


Track Temp: **30.4 °C** Air Temp: **20.9 °C** Humidity: **53 %** Track Status: **WET**

Race Director:

Alessandro Ferrari

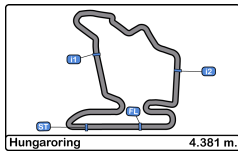
ACI DGA 392080

Timekeeper:


 Luis Garcia

JCR-2654-ESP/M





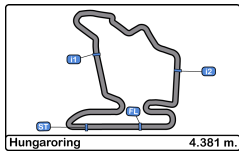
Hungaroring
Euroformula Open
Race - 2



Provisional Classification by Driver Fastest Lap

Cl	N°	Entrant/Team	Nat	Vehicle	Driver	Nat	Cat	Cl	Laps	Best	Time	Gap	Interval	Km/h
1	50	Team Motopark	DEU	Dallara F324 TOM'S TGE 33	Jan Koller	CZE	RT	1	17	13	1:37.118			162.3
2	1	BVM Racing	ITA	Dallara F324 TOM'S TGE 33	Marcelo Hahn	BRA	RT	2	17	9	1:37.178	0.060	0.060	162.2
3	11	BVM Racing	ITA	Dallara F324 TOM'S TGE 33	Alessandro Famularo	VNM			17	10	1:37.318	0.200	0.140	162.0
4	7	Team Motopark	DEU	Dallara F324 TOM'S TGE 33	Wiktor Dobrzański	POL	RT	3	17	7	1:37.399	0.281	0.081	161.9
5	27	Team Motopark	DEU	Dallara F324 TOM'S TGE 33	Jesse Carrasquedo	MEX			17	9	1:37.429	0.311	0.030	161.8
6	9	Team Motopark	DEU	Dallara F324 TOM'S TGE 33	Everett Stack	USA			17	8	1:37.447	0.329	0.018	161.8
7	21	Team Motopark	DEU	Dallara F324 TOM'S TGE 33	Rui-Heng Yeh	TPE			17	16	1:37.545	0.427	0.098	161.6
8	3	BVM Racing	ITA	Dallara F324 TOM'S TGE 33	Javier Herrera	MEX	RT	4	17	9	1:37.545	0.427	0.000	161.6
9	44	Team Motopark	DEU	Dallara F324 TOM'S TGE 33	Diego de la Torre	MEX			17	5	1:37.559	0.441	0.014	161.6
10	10	Team Motopark	DEU	Dallara F324 TOM'S TGE 33	Lorenzo Castillo	MEX	RT	5	17	10	1:37.578	0.460	0.019	161.6
11	58	Neri Autosport	BEL	Dallara F324 TOM'S TGE 33	Aaron Ferrazzano	BEL	RT	6	17	11	1:37.705	0.587	0.127	161.4
12	55	BVM Racing	ITA	Dallara F324 TOM'S TGE 33	Divy Nandan	IND			17	3	1:37.990	0.872	0.285	160.9





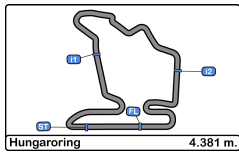
Hungaroring
Euroformula Open
Race - 2



Distance and Speed Average

Clas	Nº	Driver	Nat	Cat	Clas	Team	Nat	Vehicle	Laps	Distance	Total Time	Km/h
1	44	Diego de la Torre	MEX			Team Motopark	DEU	Dallara F324 TOM'S TGE 33	17	74.47	27:50.171	160.5
2	21	Rui-Heng Yeh	TPE			Team Motopark	DEU	Dallara F324 TOM'S TGE 33	17	74.47	27:50.532	160.4
3	9	Everett Stack	USA			Team Motopark	DEU	Dallara F324 TOM'S TGE 33	17	74.47	27:52.855	160.2
4	3	Javier Herrera	MEX	RT	1	BVM Racing	ITA	Dallara F324 TOM'S TGE 33	17	74.47	27:53.670	160.1
5	27	Jesse Carrasquedo	MEX			Team Motopark	DEU	Dallara F324 TOM'S TGE 33	17	74.47	27:54.238	160.1
6	11	Alessandro Famularo	VEN			BVM Racing	ITA	Dallara F324 TOM'S TGE 33	17	74.47	27:54.661	160.1
7	7	Wiktor Dobrzański	POL	RT	2	Team Motopark	DEU	Dallara F324 TOM'S TGE 33	17	74.47	27:54.965	160.0
8	50	Jan Koller	CZE	RT	3	Team Motopark	DEU	Dallara F324 TOM'S TGE 33	17	74.47	27:57.003	159.8
9	10	Lorenzo Castillo	MEX	RT	4	Team Motopark	DEU	Dallara F324 TOM'S TGE 33	17	74.47	28:01.500	159.4
10	58	Aaron Ferrazzano	BEL	RT	5	Neri Autosport	BEL	Dallara F324 TOM'S TGE 33	17	74.47	28:01.986	159.4
11	1	Marcelo Hahn	BRA	RT	6	BVM Racing	ITA	Dallara F324 TOM'S TGE 33	17	74.47	28:02.591	159.3
12	55	Divy Nandan	IND			BVM Racing	ITA	Dallara F324 TOM'S TGE 33	17	74.47	28:16.771	158.0





Hungaroring
Euroformula Open
Race - 2
Lap Analysis



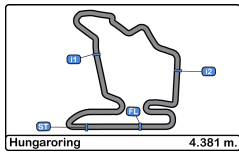
1 **Marcelo Hahn** **Dallara F324 TOM'S TGE 33** **7** **Wiktor Dobrzański** **Dallara F324 TOM'S TGE 33**

RT							BVM Racing		RT						
Lap	D	Time	Sector 1	Sector 2	Sector 3	T. Spd	Elapsed	Lap	D	Time	Sector 1	Sector 2	Sector 3	T. Spd	Elapsed
1		1:48.559	43.446	37.359	27.754	190.8	1:48.559	1		1:47.032	42.608	36.854	27.570	193.2	1:47.032
2		1:39.163	36.328	35.390	27.445	225.0	3:27.722	2		1:38.690	36.306	35.144	27.240	224.5	3:25.722
3		1:38.454	35.869	35.283	27.302	224.5	5:06.176	3		1:37.931	35.701	34.966	27.264	223.6	5:03.653
4		1:37.989	35.664	35.050	27.275	225.0	6:44.165	4		1:37.960	35.751	34.977	27.232	223.6	6:41.613
5		1:38.321	35.769	35.093	27.459	224.5	8:22.486	5		1:37.858	36.001	34.689	27.168	224.0	8:19.471
6		1:38.034	35.710	34.889	27.435	223.1	10:00.520	6		1:39.041	36.414	35.013	27.614	225.4	9:58.512
7		1:39.772	35.916	35.168	28.688	225.0	11:40.292	7		1:37.399	36.067	34.489	26.843	224.0	11:35.911
8		1:40.363	36.306	36.393	27.664	226.8	13:20.655	8		1:37.489	35.915	34.521	27.053	220.8	13:13.400
9		1:37.178	35.606	34.606	26.966	227.8	14:57.833	9		1:37.418	35.815	34.547	27.056	221.7	14:50.818
10		1:37.612	35.672	34.783	27.157	225.9	16:35.445	10		1:37.533	35.986	34.624	26.923	223.1	16:28.351
11		1:37.813	35.721	35.026	27.066	225.9	18:13.258	11		1:37.506	35.903	34.491	27.112	222.6	18:05.857
12		1:38.004	35.718	34.817	27.469	225.4	19:51.262	12		1:38.188	35.850	34.872	27.466	221.3	19:44.045
13		1:38.031	36.025	34.874	27.132	224.0	21:29.293	13		1:38.178	35.961	34.709	27.508	223.1	21:22.223
14		1:38.013	35.961	34.759	27.293	225.9	23:07.306	14		1:37.935	35.926	34.733	27.276	223.6	23:00.158
15		1:38.150	35.661	35.150	27.339	224.0	24:45.456	15		1:38.003	35.807	34.770	27.426	223.6	24:38.161
16		1:38.112	35.956	34.873	27.283	224.5	26:23.568	16		1:37.959	36.052	34.472	27.435	224.5	26:16.120
17		1:39.023	35.925	35.069	28.029	225.9	28:02.591	17		1:38.845	35.925	35.205	27.715	223.6	27:54.965

3 **Javier Herrera** **Dallara F324 TOM'S TGE 33** **9** **Everett Stack** **Dallara F324 TOM'S TGE 33**

RT							BVM Racing		RT						
Lap	D	Time	Sector 1	Sector 2	Sector 3	T. Spd	Elapsed	Lap	D	Time	Sector 1	Sector 2	Sector 3	T. Spd	Elapsed
1		1:45.562	41.639	36.604	27.319	186.8	1:45.562	1		1:45.124	41.431	36.382	27.311	192.5	1:45.124
2		1:38.216	36.064	34.997	27.155	222.6	3:23.778	2		1:38.215	35.844	35.125	27.246	222.6	3:23.339
3		1:37.941	35.769	35.070	27.102	223.6	5:01.719	3		1:37.901	35.806	35.102	26.993	223.1	5:01.240
4		1:37.900	35.651	35.165	27.084	223.1	6:39.619	4		1:37.893	35.847	35.049	26.997	225.4	6:39.133
5		1:37.954	35.791	35.084	27.079	223.1	8:17.573	5		1:38.002	35.781	35.099	27.122	224.0	8:17.135
6		1:37.808	35.932	34.828	27.048	219.5	9:55.381	6		1:37.461	35.761	34.744	26.956	223.1	9:54.596
7		1:37.855	35.922	34.864	27.069	219.9	11:33.236	7		1:37.559	35.846	34.675	27.038	225.0	11:32.155
8		1:37.600	35.642	34.875	27.083	223.6	13:10.836	8		1:37.447	35.749	34.657	27.041	222.2	13:09.602
9		1:37.545	35.888	34.723	26.934	225.0	14:48.381	9		1:37.647	35.726	34.907	27.014	222.6	14:47.249
10		1:37.563	36.237	34.411	26.915	225.0	16:25.944	10		1:37.810	35.675	34.843	27.292	223.1	16:25.059
11		1:38.505	35.800	35.295	27.410	223.1	18:04.449	11		1:38.561	35.752	35.461	27.348	223.1	18:03.620
12		1:38.494	36.107	35.116	27.271	222.6	19:42.943	12		1:38.517	35.978	35.362	27.177	221.7	19:42.137
13		1:38.102	36.023	34.794	27.285	223.6	21:21.045	13		1:38.135	35.760	35.089	27.286	223.1	21:20.272
14		1:37.850	35.910	34.783	27.157	224.5	22:58.895	14		1:37.649	35.807	34.722	27.120	222.2	22:57.921
15		1:38.107	35.964	34.856	27.287	223.1	24:37.002	15		1:37.969	35.810	34.925	27.234	222.2	24:35.890
16		1:37.685	35.749	34.663	27.273	222.2	26:14.687	16		1:37.898	35.783	34.748	27.367	221.7	26:13.788
17		1:38.983	35.895	35.735	27.353	224.0	27:53.670	17		1:39.067	36.212	35.444	27.411	222.2	27:52.855





Hungaroring
Euroformula Open
Race - 2
Lap Analysis



10 Lorenzo Castillo Dallara F324 TOM'S TGE 33 **21** Rui-Heng Yeh Dallara F324 TOM'S TGE 33

RT

Team Motopark

Team Motopark

Lap D	Time	Sector 1	Sector 2	Sector 3	T. Spd	Elapsed	Lap D	Time	Sector 1	Sector 2	Sector 3	T. Spd	Elapsed
1	1:48.150	43.321	37.140	27.689	192.5	1:48.150	1	1:43.712	40.944	35.672	27.096	188.1	1:43.712
2	1:39.041	36.237	35.594	27.210	221.7	3:27.191	2	1:38.702	36.170	35.528	27.004	222.6	3:22.414
3	1:38.491	36.018	35.338	27.135	222.6	5:05.682	3	1:37.967	35.891	35.128	26.948	222.6	5:00.381
4	1:37.985	35.871	34.991	27.123	222.6	6:43.667	4	1:37.985	35.953	35.005	27.027	222.6	6:38.366
5	1:38.145	35.922	35.141	27.082	221.7	8:21.812	5	1:37.700	35.761	35.007	26.932	222.6	8:16.066
6	1:38.213	35.826	35.108	27.279	221.7	10:00.025	6	1:37.679	35.799	34.917	26.963	220.8	9:53.745
7	1:38.888	36.091	35.275	27.522	223.1	11:38.913	7	1:37.756	35.867	34.976	26.913	222.2	11:31.501
8	1:39.029	36.142	35.807	27.080	223.1	13:17.942	8	1:37.549	35.786	34.774	26.989	221.7	13:09.050
9	1:37.926	35.798	35.046	27.082	221.7	14:55.868	9	1:37.698	35.735	34.937	27.026	222.2	14:46.748
10	1:37.578	35.859	34.670	27.049	222.6	16:33.446	10	1:37.791	35.716	34.883	27.192	222.6	16:24.539
11	1:37.645	35.850	34.770	27.025	222.6	18:11.091	11	1:38.581	35.998	35.456	27.127	222.6	18:03.120
12	1:37.797	35.996	34.758	27.043	222.2	19:48.888	12	1:38.628	36.000	35.483	27.145	223.1	19:41.748
13	1:38.363	36.159	35.188	27.016	221.7	21:27.251	13	1:37.850	35.710	35.092	27.048	222.2	21:19.598
14	1:38.106	36.020	34.909	27.177	222.2	23:05.357	14	1:37.690	35.793	34.816	27.081	223.1	22:57.288
15	1:38.626	36.065	35.214	27.347	221.3	24:43.983	15	1:37.674	35.717	34.805	27.152	222.2	24:34.962
16	1:38.322	36.249	34.889	27.184	220.8	26:22.305	16	1:37.545	35.727	34.772	27.046	222.6	26:12.507
17	1:39.195	36.121	35.407	27.667	221.7	28:01.500	17	1:38.025	35.756	35.046	27.223	223.1	27:50.532

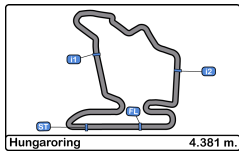
11 Alessandro Famularo Dallara F324 TOM'S TGE 33 **27** Jesse Carrasquedo Dallara F324 TOM'S TGE 33

BVM Racing

Team Motopark

Lap D	Time	Sector 1	Sector 2	Sector 3	T. Spd	Elapsed	Lap D	Time	Sector 1	Sector 2	Sector 3	T. Spd	Elapsed
1	1:46.040	42.072	36.543	27.425	188.8	1:46.040	1	1:44.582	41.275	36.233	27.074	185.5	1:44.582
2	1:38.321	35.968	35.206	27.147	223.6	3:24.361	2	1:38.362	35.990	35.260	27.112	221.7	3:22.944
3	1:37.780	35.877	34.874	27.029	222.6	5:02.141	3	1:37.988	35.867	35.123	26.998	223.6	5:00.932
4	1:38.048	35.987	35.028	27.033	224.5	6:40.189	4	1:37.837	35.938	34.925	26.974	223.1	6:38.769
5	1:37.832	35.702	35.019	27.111	224.0	8:18.021	5	1:37.879	35.824	34.986	27.069	223.6	8:16.648
6	1:37.860	35.940	34.856	27.064	225.0	9:55.881	6	1:37.687	35.722	34.788	27.177	222.2	9:54.335
7	1:37.710	35.847	34.848	27.015	223.6	11:33.591	7	1:38.475	36.247	35.233	26.995	222.6	11:32.810
8	1:38.035	35.847	34.755	27.433	225.4	13:11.626	8	1:37.695	35.725	34.890	27.080	222.2	13:10.505
9	1:37.758	35.810	34.921	27.027	223.1	14:49.384	9	1:37.429	35.972	34.594	26.863	222.2	14:47.934
10	1:37.318	35.665	34.666	26.987	224.0	16:26.702	10	1:37.493	35.587	34.720	27.186	223.6	16:25.427
11	1:38.087	35.733	35.022	27.332	224.5	18:04.789	11	1:38.539	35.954	35.358	27.227	224.5	18:03.966
12	1:38.630	35.897	35.355	27.378	226.4	19:43.419	12	1:38.663	35.852	35.552	27.259	224.5	19:42.629
13	1:38.110	35.677	35.101	27.332	225.0	21:21.529	13	1:38.081	35.894	34.903	27.284	223.1	21:20.710
14	1:38.022	35.867	35.042	27.113	225.9	22:59.551	14	1:37.753	35.964	34.663	27.126	224.0	22:58.463
15	1:38.012	35.846	34.896	27.270	224.5	24:37.563	15	1:37.910	35.795	34.960	27.155	223.1	24:36.373
16	1:37.555	35.684	34.638	27.233	225.0	26:15.118	16	1:37.777	35.823	34.673	27.281	224.0	26:14.150
17	1:39.543	35.968	35.802	27.773	225.9	27:54.661	17	1:40.088	35.986	36.412	27.690	225.0	27:54.238





Hungaroring
Euroformula Open
Race - 2
Lap Analysis



44

Diego de la Torre

Dallara F324 TOM'S TGE 33 **55**

Divy Nandan

Dallara F324 TOM'S TGE 33

Team Motopark

BVM Racing

Lap	D	Time	Sector 1	Sector 2	Sector 3	T. Spd	Elapsed	Lap	D	Time	Sector 1	Sector 2	Sector 3	T. Spd	Elapsed
1		1:43.366	40.625	35.625	27.116	184.6	1:43.366	1		1:46.776	42.280	36.671	27.825	196.7	1:46.776
2		1:38.624	36.274	35.326	27.024	218.6	3:21.990	2		1:38.374	36.163	35.041	27.170	222.6	3:25.150
3		1:38.059	35.949	35.123	26.987	219.0	5:00.049	3		1:37.990	35.948	34.973	27.069	222.2	5:03.140
4		1:37.801	35.898	34.965	26.938	219.9	6:37.850	4		1:38.060	35.879	35.009	27.172	223.6	6:41.200
5		1:37.559	35.789	34.887	26.883	220.4	8:15.409	5		1:38.053	35.938	34.738	27.377	223.6	8:19.253
6		1:37.862	35.778	35.094	26.990	219.5	9:53.271	6		1:38.957	36.273	35.130	27.554	220.4	9:58.210
7		1:37.643	35.727	35.018	26.898	219.5	11:30.914	7		1:39.830	36.706	35.609	27.515	220.8	11:38.040
8		1:37.621	35.698	34.903	27.020	219.0	13:08.535	8		1:42.364	36.949	37.707	27.708	220.4	13:20.404
9		1:37.653	35.726	34.914	27.013	219.9	14:46.188	9		1:39.468	36.418	35.343	27.707	222.2	14:59.872
10		1:38.001	35.782	35.122	27.097	220.8	16:24.189	10		1:39.082	36.205	35.425	27.452	222.2	16:38.954
11		1:38.599	36.175	35.268	27.156	220.8	18:02.788	11		1:40.753	37.540	35.556	27.657	221.3	18:19.707
12		1:38.411	36.239	35.214	26.958	219.9	19:41.199	12		1:38.992	36.285	35.179	27.528	220.4	19:58.699
13		1:37.818	35.774	35.058	26.986	220.4	21:19.017	13		1:39.133	36.229	35.319	27.585	219.5	21:37.832
14		1:37.712	35.796	34.969	26.947	219.9	22:56.729	14		1:38.607	36.256	35.132	27.219	219.9	23:16.439
15		1:37.687	35.684	34.964	27.039	220.4	24:34.416	15		1:39.793	36.041	36.007	27.745	219.9	24:56.232
16		1:37.711	35.727	34.956	27.028	220.8	26:12.127	16		1:40.531	37.047	35.958	27.526	220.4	26:36.763
17		1:38.044	35.836	34.992	27.216	221.7	27:50.171	17		1:40.008	36.522	35.815	27.671	220.8	28:16.771

50

Jan Koller

Dallara F324 TOM'S TGE 33 **58**

Aaron Ferrazzano

Dallara F324 TOM'S TGE 33

RT

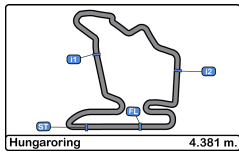
Team Motopark

RT

Neri Autosport

Lap	D	Time	Sector 1	Sector 2	Sector 3	T. Spd	Elapsed	Lap	D	Time	Sector 1	Sector 2	Sector 3	T. Spd	Elapsed
1		1:47.483	42.957	36.853	27.673	200.7	1:47.483	1		1:49.049	43.767	37.591	27.691	196.3	1:49.049
2		1:38.988	36.168	35.574	27.246	222.2	3:26.471	2		1:39.132	36.186	35.498	27.448	223.6	3:28.181
3		1:38.080	35.705	35.333	27.042	222.2	5:04.551	3		1:38.624	35.996	35.330	27.298	225.4	5:06.805
4		1:37.881	35.617	35.144	27.120	220.8	6:42.432	4		1:37.882	35.708	34.972	27.202	225.9	6:44.687
5		1:37.688	35.607	35.052	27.029	222.6	8:20.120	5		1:38.236	35.781	35.126	27.329	226.4	8:22.923
6		1:38.989	35.901	35.862	27.226	222.6	9:59.109	6		1:38.115	35.726	35.096	27.293	225.0	10:01.038
7		1:39.173	36.113	35.575	27.485	222.2	11:38.282	7		1:39.013	35.883	35.175	27.955	225.4	11:40.051
8		1:37.639	35.768	34.887	26.984	226.4	13:15.921	8		1:39.325	36.036	36.067	27.222	221.3	13:19.376
9		1:38.162	35.747	35.319	27.096	220.4	14:54.083	9		1:37.878	35.677	34.952	27.249	221.7	14:57.254
10		1:37.641	35.658	34.944	27.039	221.3	16:31.724	10		1:37.715	35.806	34.665	27.244	223.6	16:34.969
11		1:37.885	35.761	34.771	27.353	220.8	18:09.609	11		1:37.705	35.840	34.730	27.135	223.1	18:12.674
12		1:37.345	35.709	34.671	26.965	219.9	19:46.954	12		1:37.871	35.674	34.960	27.237	222.2	19:50.545
13		1:37.118	35.630	34.486	27.002	219.9	21:24.072	13		1:38.127	36.001	34.885	27.241	222.6	21:28.672
14		1:37.608	35.541	34.816	27.251	221.3	23:01.680	14		1:37.863	35.855	34.827	27.181	222.6	23:06.535
15		1:37.908	35.556	34.691	27.661	220.8	24:39.588	15		1:38.298	35.863	35.074	27.361	222.6	24:44.833
16		1:38.488	35.937	35.067	27.484	219.0	26:18.076	16		1:38.189	35.987	35.011	27.191	223.6	26:23.022
17		1:38.927	36.079	35.437	27.411	221.3	27:57.003	17		1:38.964	36.055	35.259	27.650	225.4	28:01.986



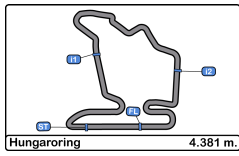


Hungaroring
Euroformula Open
Race - 2
Analysis by Lap



Num	Lap Time	Gap	Num	Lap Time	Gap	Num	Lap Time	Gap	Num	Lap Time	Gap	Num	Lap Time	Gap
Lap 1			Lap 5			Lap 9			Lap 13			Lap 17		
44	1:43.366		44	1:37.559		44	1:37.653		44	1:37.818		44	1:38.044	
21	1:43.712	00.346	21	1:37.700	00.657	21	1:37.698	00.560	21	1:37.850	00.581	21	1:38.025	00.361
27	1:44.582	01.216	27	1:37.879	01.239	9	1:37.647	01.061	9	1:38.135	01.255	9	1:39.067	02.684
9	1:45.124	01.758	9	1:38.002	01.726	27	1:37.429	01.746	27	1:38.081	01.693	3	1:38.983	03.499
3	1:45.562	02.196	3	1:37.954	02.164	3	1:37.545	02.193	3	1:38.102	02.028	27	1:40.088	04.067
11	1:46.040	02.674	11	1:37.832	02.612	11	1:37.758	03.196	11	1:38.110	02.512	11	1:39.543	04.490
55	1:46.776	03.410	55	1:38.053	03.844	7	1:37.418	04.630	7	1:38.178	03.206	7	1:38.845	04.794
7	1:47.032	03.666	7	1:37.858	04.062	50	1:38.162	07.895	50	1:37.118	05.055	50	1:38.927	06.832
50	1:47.483	04.117	50	1:37.688	04.711	10	1:37.926	09.680	10	1:38.363	08.234	10	1:39.195	11.329
10	1:48.150	04.784	10	1:38.145	06.403	58	1:37.878	11.066	58	1:38.127	09.655	58	1:38.964	11.815
1	1:48.559	05.193	1	1:38.321	07.077	1	1:37.178	11.645	1	1:38.031	10.276	1	1:39.023	12.420
58	1:49.049	05.683	58	1:38.236	07.514	55	1:39.468	13.684	55	1:39.133	18.815	55	1:40.008	26.600
Lap 2			Lap 6			Lap 10			Lap 14					
44	1:38.624		44	1:37.862		44	1:38.001		44	1:37.712		44	1:37.690	00.559
21	1:38.702	00.424	21	1:37.679	00.474	21	1:37.791	00.350	21	1:37.690	00.559	21	1:37.690	00.559
27	1:38.362	00.954	27	1:37.687	01.064	9	1:37.810	00.870	9	1:37.649	01.192	9	1:37.649	01.192
9	1:38.215	01.349	9	1:37.461	01.325	27	1:37.493	01.238	27	1:37.753	01.734	27	1:37.753	01.734
3	1:38.216	01.788	3	1:37.808	02.110	3	1:37.563	01.755	3	1:37.850	02.166	3	1:37.850	02.166
11	1:38.321	02.371	11	1:37.860	02.610	11	1:37.318	02.513	11	1:38.022	02.822	11	1:38.022	02.822
55	1:38.374	03.160	55	1:38.957	04.939	7	1:37.533	04.162	7	1:37.935	03.429	7	1:37.935	03.429
7	1:38.690	03.732	7	1:39.041	05.241	50	1:37.641	07.535	50	1:37.608	04.951	50	1:37.608	04.951
50	1:38.988	04.481	50	1:38.989	05.838	10	1:37.578	09.257	10	1:38.106	08.628	10	1:38.106	08.628
10	1:39.041	05.201	10	1:38.213	06.754	58	1:37.715	10.780	58	1:37.863	09.806	58	1:37.863	09.806
1	1:39.163	05.732	1	1:38.034	07.249	1	1:37.612	11.256	1	1:38.013	10.577	1	1:38.013	10.577
58	1:39.132	06.191	58	1:38.115	07.767	55	1:39.082	14.765	55	1:38.607	19.710	55	1:38.607	19.710
Lap 3			Lap 7			Lap 11			Lap 15					
44	1:38.059		44	1:37.643		44	1:38.599		44	1:37.687		44	1:37.687	
21	1:37.967	00.332	21	1:37.756	00.587	21	1:38.581	00.332	21	1:37.674	00.546	21	1:37.674	00.546
27	1:37.988	00.883	9	1:37.559	01.241	9	1:38.561	00.832	9	1:37.969	01.474	9	1:37.969	01.474
9	1:37.901	01.191	27	1:38.475	01.896	27	1:38.539	01.178	27	1:37.910	01.957	27	1:37.910	01.957
3	1:37.941	01.670	3	1:37.855	02.322	3	1:38.505	01.661	3	1:38.107	02.586	3	1:38.107	02.586
11	1:37.780	02.092	11	1:37.710	02.677	11	1:38.087	02.001	11	1:38.012	03.147	11	1:38.012	03.147
55	1:37.990	03.091	7	1:37.399	04.997	7	1:37.506	03.069	7	1:38.003	03.745	7	1:38.003	03.745
7	1:37.931	03.604	55	1:39.830	07.126	50	1:37.885	06.821	50	1:37.908	05.172	50	1:37.908	05.172
50	1:38.080	04.502	50	1:39.173	07.368	10	1:37.645	08.303	10	1:38.626	09.567	10	1:38.626	09.567
10	1:38.491	05.633	10	1:38.888	07.999	58	1:37.705	09.886	58	1:38.298	10.417	58	1:38.298	10.417
1	1:38.454	06.127	58	1:39.013	09.137	1	1:37.813	10.470	1	1:38.150	11.040	1	1:38.150	11.040
58	1:38.624	06.756	1	1:39.772	09.378	55	1:40.753	16.919	55	1:39.793	21.816	55	1:39.793	21.816
Lap 4			Lap 8			Lap 12			Lap 16					
44	1:37.801		44	1:37.621		44	1:38.411		44	1:37.711		44	1:37.711	
21	1:37.985	00.516	21	1:37.549	00.515	21	1:38.628	00.549	21	1:37.545	00.380	21	1:37.545	00.380
27	1:37.837	00.919	9	1:37.447	01.067	9	1:38.517	00.938	9	1:37.898	01.661	9	1:37.898	01.661
9	1:37.893	01.283	27	1:37.695	01.970	27	1:38.663	01.430	27	1:37.777	02.023	27	1:37.777	02.023
3	1:37.900	01.769	3	1:37.600	02.301	3	1:38.494	01.744	3	1:37.685	02.560	3	1:37.685	02.560
11	1:38.048	02.339	11	1:38.035	03.091	11	1:38.630	02.220	11	1:37.555	02.991	11	1:37.555	02.991
55	1:38.060	03.350	7	1:37.489	04.865	7	1:38.188	02.846	7	1:37.959	03.993	7	1:37.959	03.993
7	1:37.960	03.763	50	1:37.639	07.386	50	1:37.345	05.755	50	1:38.488	05.949	50	1:38.488	05.949
50	1:37.881	04.582	10	1:39.029	09.407	10	1:37.797	07.689	10	1:38.322	10.178	10	1:38.322	10.178
10	1:37.985	05.817	58	1:39.325	10.841	58	1:37.871	09.346	58	1:38.189	10.895	58	1:38.189	10.895
1	1:37.989	06.315	55	1:42.364	11.869	1	1:38.004	10.063	1	1:38.112	11.441	1	1:38.112	11.441
58	1:37.882	06.837	1	1:40.363	12.120	55	1:38.992	17.500	55	1:40.531	24.636	55	1:40.531	24.636



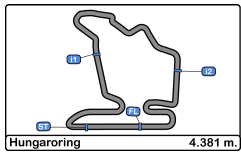


Hungaroring
Euroformula Open
Race - 2
Best Sectors Results



Sector - 1				Sector - 2				Sector - 3				Ideal Lap vs Best Lap			
Clas	Nº	Driver	Time	Nº	Driver	Time	Nº	Driver	Time	Clas	Nº	Driver	Ideal Lap	Best Lap	Clas
1	50	Jan Koller	35.541	3	Javier Herrera	34.411	7	Wiktor Dobrzański	26.843	1	3	Javier Herrera	1:36.968	1:37.545	8
2	27	Jesse Carrasquedo	35.587	7	Wiktor Dobrzański	34.472	27	Jesse Carrasquedo	26.863	2	50	Jan Koller	1:36.992	1:37.118	1
3	1	Marcelo Hahn	35.606	50	Jan Koller	34.486	44	Diego de la Torre	26.883	3	7	Wiktor Dobrzański	1:37.016	1:37.399	4
4	3	Javier Herrera	35.642	27	Jesse Carrasquedo	34.594	21	Rui-Heng Yeh	26.913	4	27	Jesse Carrasquedo	1:37.044	1:37.429	5
5	11	Alessandro Famularo	35.665	1	Marcelo Hahn	34.606	3	Javier Herrera	26.915	5	1	Marcelo Hahn	1:37.178	1:37.178	2
6	58	Aaron Ferrazzano	35.674	11	Alessandro Famularo	34.638	9	Everett Stack	26.956	6	9	Everett Stack	1:37.288	1:37.447	6
7	9	Everett Stack	35.675	9	Everett Stack	34.657	50	Jan Koller	26.965	7	11	Alessandro Famularo	1:37.290	1:37.318	3
8	44	Diego de la Torre	35.684	58	Aaron Ferrazzano	34.665	1	Marcelo Hahn	26.966	8	21	Rui-Heng Yeh	1:37.395	1:37.545	7
9	7	Wiktor Dobrzański	35.701	10	Lorenzo Castillo	34.670	11	Alessandro Famularo	26.987	9	44	Diego de la Torre	1:37.454	1:37.559	9
10	21	Rui-Heng Yeh	35.710	55	Divy Nandan	34.738	10	Lorenzo Castillo	27.016	10	58	Aaron Ferrazzano	1:37.474	1:37.705	11
11	10	Lorenzo Castillo	35.798	21	Rui-Heng Yeh	34.772	55	Divy Nandan	27.069	11	10	Lorenzo Castillo	1:37.484	1:37.578	10
12	55	Divy Nandan	35.879	44	Diego de la Torre	34.887	58	Aaron Ferrazzano	27.135	12	55	Divy Nandan	1:37.686	1:37.990	12



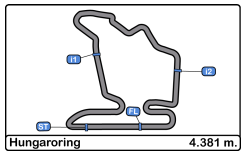


Hungaroring
Euroformula Open
Race - 2
Leader Sequence



N°	Driver	Nat	Cat	Clas	Team	Nat	Vehicle	Start Lap	End Lap	Laps	Total Laps
44	Diego de la Torre	 MEX			Team Motopark	 GER	Dallara F324 TOM'S TGE 33	1	17	17	17



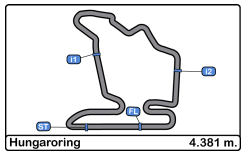


Hungaroring
Euroformula Open
Race - 2
Best 5 Lap Times



Cls	N°	Driver	Nat	Cat	Cls	Team	Nat	Vehicle	Best 1		Best 2		Best 3		Best 4		Best 5	
									Time	Lap	Time	Lap	Time	Lap	Time	Lap	Time	Lap
1	50	Jan Koller	CZE	RT	1	Team Motopark	DEU	Dallara F324 TOM'S TGE 33	1:37.118	13	1:37.345	12	1:37.608	14	1:37.639	8	1:37.641	10
2	1	Marcelo Hahn	BRA	RT	2	BVM Racing	ITA	Dallara F324 TOM'S TGE 33	1:37.178	9	1:37.612	10	1:37.813	11	1:37.989	4	1:38.004	12
3	11	Alessandro	VEN			BVM Racing	ITA	Dallara F324 TOM'S TGE 33	1:37.318	10	1:37.555	16	1:37.710	7	1:37.758	9	1:37.780	3
4	7	Wiktor Dobrzański	POL	RT	3	Team Motopark	DEU	Dallara F324 TOM'S TGE 33	1:37.399	7	1:37.418	9	1:37.489	8	1:37.506	11	1:37.533	10
5	27	Jesse Carrasquedo	MEX			Team Motopark	DEU	Dallara F324 TOM'S TGE 33	1:37.429	9	1:37.493	10	1:37.687	6	1:37.695	8	1:37.753	14
6	9	Everett Stack	USA			Team Motopark	DEU	Dallara F324 TOM'S TGE 33	1:37.447	8	1:37.461	6	1:37.559	7	1:37.647	9	1:37.649	14
7	3	Javier Herrera	MEX	RT	4	BVM Racing	ITA	Dallara F324 TOM'S TGE 33	1:37.545	9	1:37.563	10	1:37.600	8	1:37.685	16	1:37.808	6
8	21	Rui-Heng Yeh	TPE			Team Motopark	DEU	Dallara F324 TOM'S TGE 33	1:37.545	16	1:37.549	8	1:37.674	15	1:37.679	6	1:37.690	14
9	44	Diego de la Torre	MEX			Team Motopark	DEU	Dallara F324 TOM'S TGE 33	1:37.559	5	1:37.621	8	1:37.643	7	1:37.653	9	1:37.687	15
10	10	Lorenzo Castillo	MEX	RT	5	Team Motopark	DEU	Dallara F324 TOM'S TGE 33	1:37.578	10	1:37.645	11	1:37.797	12	1:37.926	9	1:37.985	4
11	58	Aaron Ferrazzano	BEL	RT	6	Neri Autosport	BEL	Dallara F324 TOM'S TGE 33	1:37.705	11	1:37.715	10	1:37.863	14	1:37.871	12	1:37.878	9
12	55	Divy Nandan	IND			BVM Racing	ITA	Dallara F324 TOM'S TGE 33	1:37.990	3	1:38.053	5	1:38.060	4	1:38.374	2	1:38.607	14



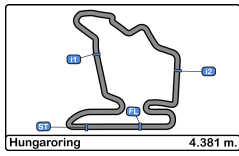


Hungaroring
Euroformula Open
Race - 2
Best 5 Top Speeds



Clas	Nº	Driver	Nat	Cat	Cls	Team	Nat	Vehicle	Top 1		Top 2		Top 3		Top 4		Top 5		Avg
									Km/h	Lap	Km/h	Lap	Km/h	Lap	Km/h	Lap	Km/h	Lap	
1	1	Marcelo Hahn	BRA	RT	1	BVM Racing	ITA	Dallara F324 TOM'S TGE 33	227.8	9	226.8	8	225.9	10	225.9	11	225.9	14	226.5
2	11	Alessandro Famularo	ITA			BVM Racing	ITA	Dallara F324 TOM'S TGE 33	226.4	12	225.9	14	225.9	17	225.4	8	225.0	6	225.7
3	50	Jan Koller	CZE	RT	2	Team Motopark	DEU	Dallara F324 TOM'S TGE 33	226.4	8	222.6	5	222.6	6	222.2	2	222.2	3	223.2
4	58	Aaron Ferrazzano	BEL	RT	3	Neri Autosport	BEL	Dallara F324 TOM'S TGE 33	226.4	5	225.9	4	225.4	3	225.4	7	225.4	17	225.7
5	7	Wiktor Dobrzański	POL	RT	4	Team Motopark	DEU	Dallara F324 TOM'S TGE 33	225.4	6	224.5	2	224.5	16	224.0	5	224.0	7	224.5
6	9	Everett Stack	USA			Team Motopark	DEU	Dallara F324 TOM'S TGE 33	225.4	4	225.0	7	224.0	5	223.1	3	223.1	6	224.1
7	3	Javier Herrera	MEX	RT	5	BVM Racing	ITA	Dallara F324 TOM'S TGE 33	225.0	9	225.0	10	224.5	14	224.0	17	223.6	3	224.4
8	27	Jesse Carrasquedo	MEX			Team Motopark	DEU	Dallara F324 TOM'S TGE 33	225.0	17	224.5	11	224.5	12	224.0	14	224.0	16	224.4
9	55	Divy Nandan	IND			BVM Racing	ITA	Dallara F324 TOM'S TGE 33	223.6	4	223.6	5	222.6	2	222.2	3	222.2	9	222.8
10	10	Lorenzo Castillo	MEX	RT	6	Team Motopark	DEU	Dallara F324 TOM'S TGE 33	223.1	7	223.1	8	222.6	3	222.6	4	222.6	10	222.8
11	21	Rui-Heng Yeh	TPE			Team Motopark	DEU	Dallara F324 TOM'S TGE 33	223.1	12	223.1	14	223.1	17	222.6	2	222.6	3	222.9
12	44	Diego de la Torre	MEX			Team Motopark	DEU	Dallara F324 TOM'S TGE 33	221.7	17	220.8	10	220.8	11	220.8	16	220.4	5	220.9



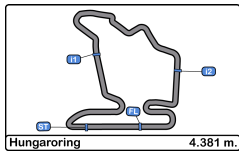


Hungaroring
Euroformula Open
Race - 2
Fastest Laps Sequence



Lap	Time of Day	Session Time	Nº Driver	Nat	Cat	Team	Nat	Vehicle	Time	Km/h
2	10:06:19.791	3:21.791	44 Diego de la Torre	MEX		Team Motopark	DEU	Dallara F324 TOM'S TGE 33	1:38.624	159.9
2	10:06:20.745	3:22.745	27 Jesse Carrasquedo	MEX		Team Motopark	DEU	Dallara F324 TOM'S TGE 33	1:38.362	160.3
2	10:06:21.140	3:23.140	9 Everett Stack	USA		Team Motopark	DEU	Dallara F324 TOM'S TGE 33	1:38.215	160.5
3	10:07:57.850	4:59.850	44 Diego de la Torre	MEX		Team Motopark	DEU	Dallara F324 TOM'S TGE 33	1:38.059	160.8
3	10:07:58.182	5:00.182	21 Rui-Heng Yeh	TPE		Team Motopark	DEU	Dallara F324 TOM'S TGE 33	1:37.967	160.9
3	10:07:59.041	5:01.041	9 Everett Stack	USA		Team Motopark	DEU	Dallara F324 TOM'S TGE 33	1:37.901	161.0
3	10:07:59.942	5:01.942	11 Alessandro Famularo	VEN		BVM Racing	ITA	Dallara F324 TOM'S TGE 33	1:37.780	161.2
5	10:11:13.210	8:15.210	44 Diego de la Torre	MEX		Team Motopark	DEU	Dallara F324 TOM'S TGE 33	1:37.559	161.6
6	10:12:52.397	9:54.397	9 Everett Stack	USA		Team Motopark	DEU	Dallara F324 TOM'S TGE 33	1:37.461	161.8
7	10:14:33.712	11:35.712	7 Wiktor Dobrzański	POL	RT	Team Motopark	DEU	Dallara F324 TOM'S TGE 33	1:37.399	161.9
9	10:17:55.634	14:57.634	1 Marcelo Hahn	BRA	RT	BVM Racing	ITA	Dallara F324 TOM'S TGE 33	1:37.178	162.2
13	10:24:21.873	21:23.873	50 Jan Koller	CZE	RT	Team Motopark	DEU	Dallara F324 TOM'S TGE 33	1:37.118	162.3





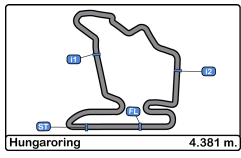
Hungaroring
Euroformula Open
Race - 2
Lap Chart



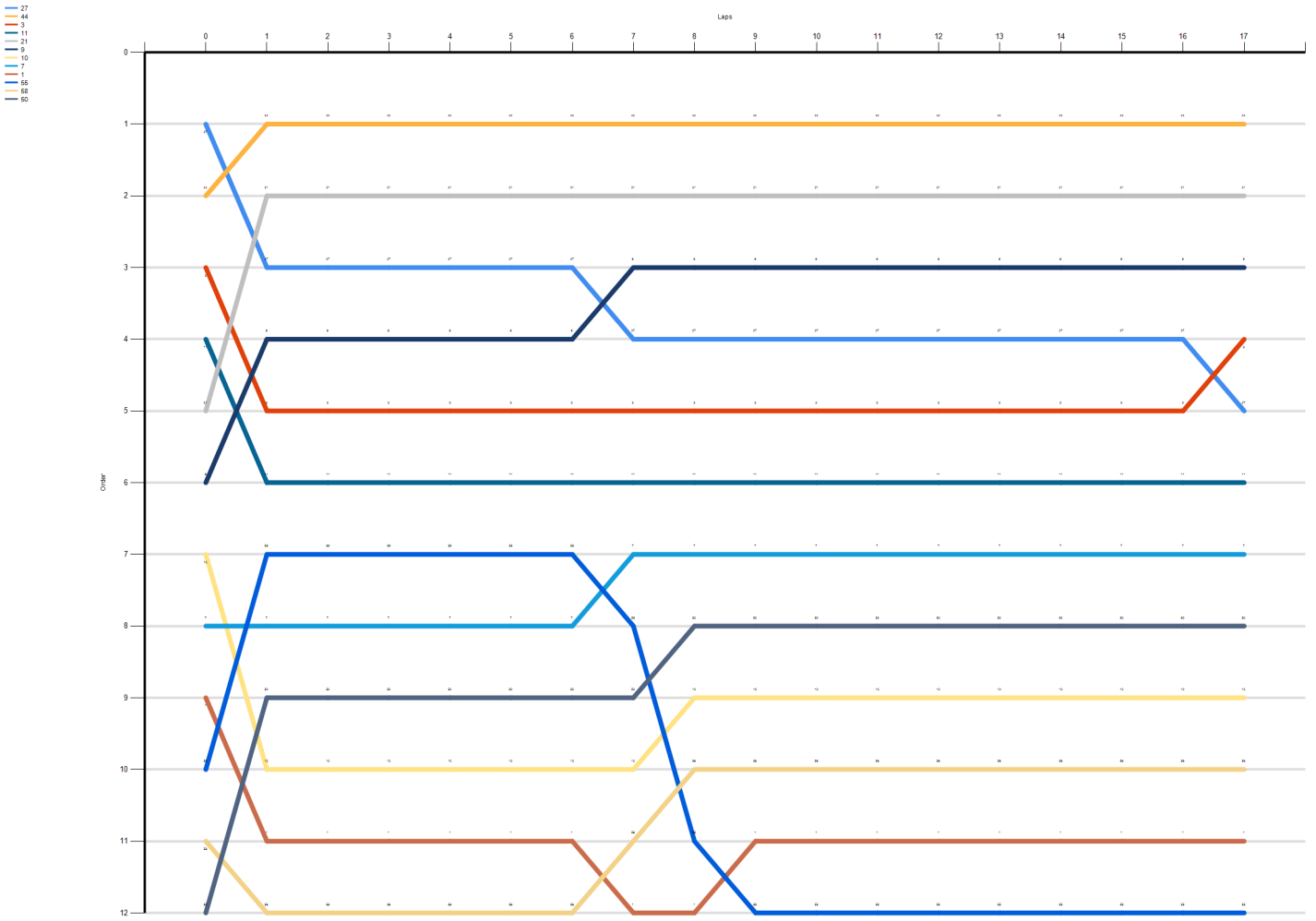
LAP

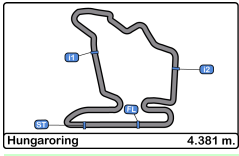
Nr	Pos	Grid	1	2	3	4	5	6	7	8	9	10	11	12	13	14	15	16	17
27	1	27	44	44	44	44	44	44	44	44	44	44	44	44	44	44	44	44	44
44	2	44	21	21	21	21	21	21	21	21	21	21	21	21	21	21	21	21	21
3	3	3	27	27	27	27	27	27	9	9	9	9	9	9	9	9	9	9	9
11	4	11	9	9	9	9	9	9	27	27	27	27	27	27	27	27	27	27	3
21	5	21	3	3	3	3	3	3	3	3	3	3	3	3	3	3	3	3	27
9	6	9	11	11	11	11	11	11	11	11	11	11	11	11	11	11	11	11	11
10	7	10	55	55	55	55	55	55	7	7	7	7	7	7	7	7	7	7	7
7	8	7	7	7	7	7	7	7	55	50	50	50	50	50	50	50	50	50	50
1	9	1	50	50	50	50	50	50	50	10	10	10	10	10	10	10	10	10	10
55	10	55	10	10	10	10	10	10	10	58	58	58	58	58	58	58	58	58	58
58	11	58	1	1	1	1	1	1	58	55	1	1	1	1	1	1	1	1	1
50	12	50	58	58	58	58	58	58	1	1	55	55	55	55	55	55	55	55	55





Hungaroring
Euroformula Open
Race - 2
Graphic Lap Chart



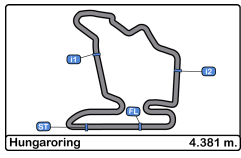


Hungaroring
Euroformula Open
Race - 2
Pit Stop Analysis



Ord.	Nr.	In Day Time	Driver	Nat	Team	Nat	Vehicle	Cat	In Time	Stop N°	Pit Time	Handicap	Diff.
------	-----	-------------	--------	-----	------	-----	---------	-----	---------	---------	----------	----------	-------

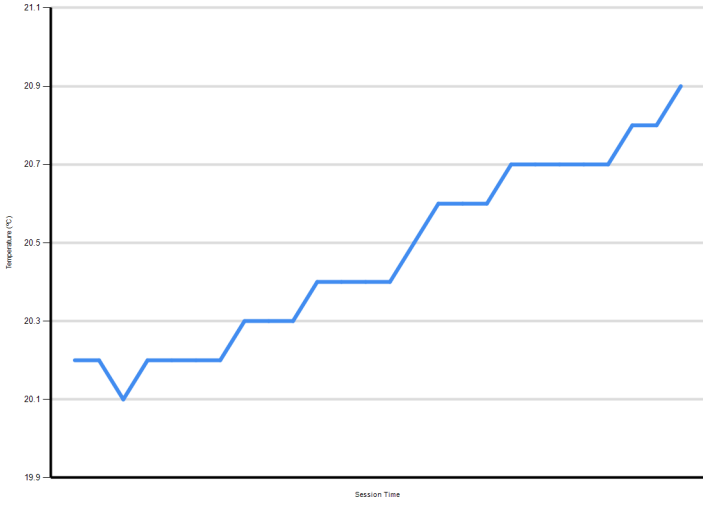




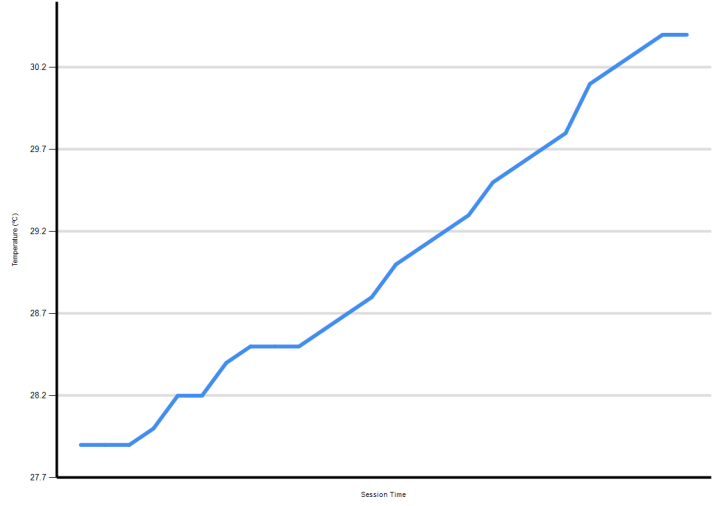
Hungaroring
Euroformula Open
Race - 2
Weather Report



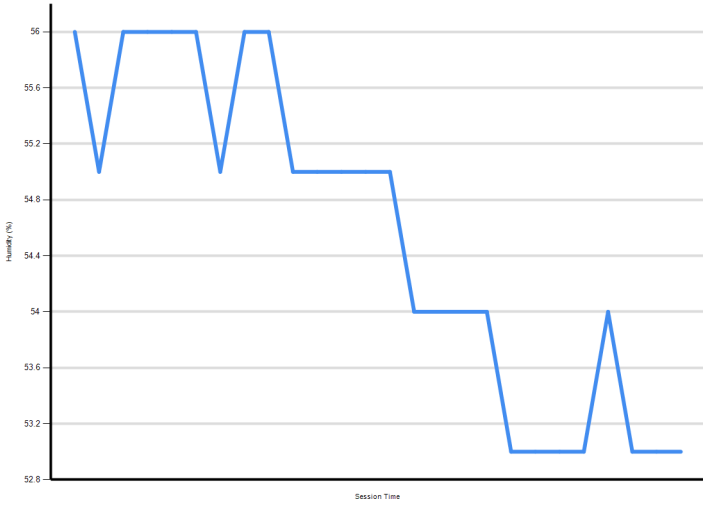
Air Temperature



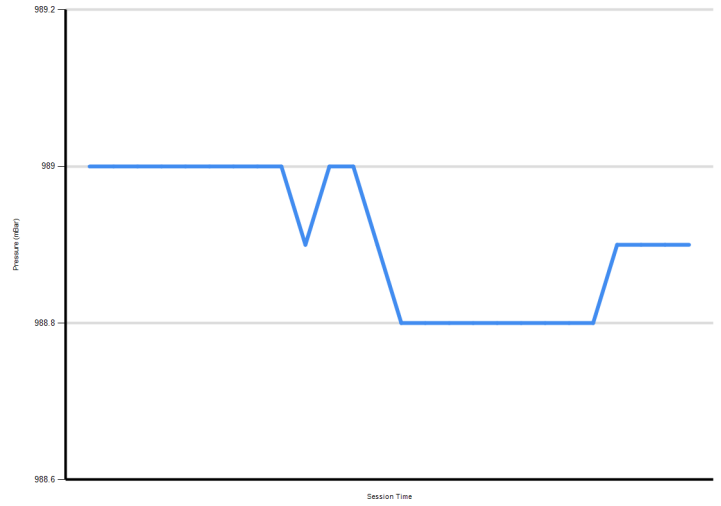
Track Temperature



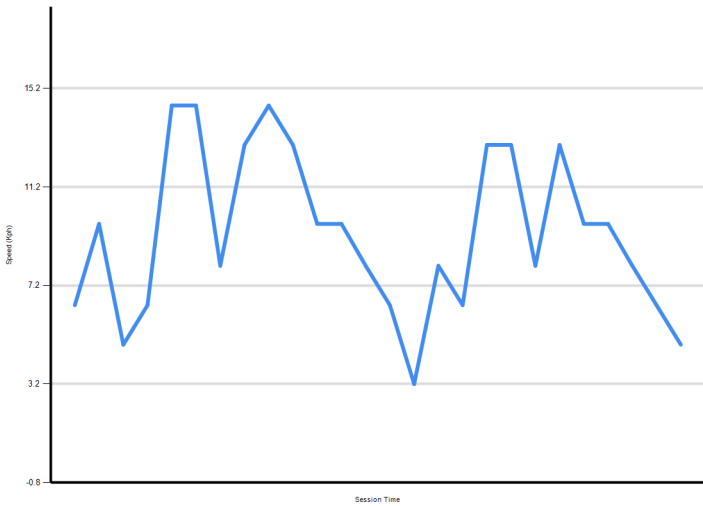
Humidity



Pressure



Wind Speed



Wind direction

