

Misano
Euroformula Open
Race - 2
Provisional Results



Clas	Nº	Driver	Nat	Cat	Clas	Team	Nat	Vehicle	Laps	Total Time	Gap	Interval	Km/h	Best	Time	Km/h
1	27	Jesse Carrasquedo	MEX			Team Motopark	DEU	Dallara F324 TOM'S TGE 33	19	28:09.292			171.1	3	1:28.033	172.8
2	7	Wiktor Dobrzański	POL	RT	1	Team Motopark	DEU	Dallara F324 TOM'S TGE 33	19	28:10.501	1.209	1.209	170.9	3	1:28.187	172.5
3	3	Javier Herrera	MEX	RT	2	BVM Racing	ITA	Dallara F324 TOM'S TGE 33	19	28:10.827	1.535	0.326	170.9	4	1:28.003	172.8
4	21	Rui-Heng Yeh	TPE			Team Motopark	DEU	Dallara F324 TOM'S TGE 33	19	28:11.172	1.880	0.345	170.9	6	1:28.111	172.6
5	9	Everett Stack	USA			Team Motopark	DEU	Dallara F324 TOM'S TGE 33	19	28:16.118	6.826	4.946	170.4	10	1:28.329	172.2
6	44	Diego de la Torre	MEX			Team Motopark	DEU	Dallara F324 TOM'S TGE 33	19	28:17.483	8.191	1.365	170.2	4	1:28.492	171.9
7	4	Ricardo Miranda Baptista	BRA	RT	3	BVM Racing	ITA	Dallara F324 TOM'S TGE 33	19	28:21.377	12.085	3.894	169.8	5	1:28.538	171.8
8	50	Jan Koller	CZE	RT	4	Team Motopark	DEU	Dallara F324 TOM'S TGE 33	19	28:24.121	14.829	2.744	169.6	6	1:28.706	171.5
9	55	Divy Nandan	IND			BVM Racing	ITA	Dallara F324 TOM'S TGE 33	19	28:26.527	17.235	2.406	169.3	5	1:28.409	172.0
10	10	Lorenzo Castillo	MEX	RT	5	Team Motopark	DEU	Dallara F324 TOM'S TGE 33	19	28:27.065	17.773	0.538	169.3	7	1:28.812	171.3
11	58	Aaron Ferrazzano	BEL	RT	6	Neri Autosport	BEL	Dallara F324 TOM'S TGE 33	19	28:35.003	25.711	7.938	168.5	16	1:28.573	171.7

Not classified: (Requirements: 75% of number laps of leader = 15 Laps)

11	11	Alessandro Famularo	VEN			BVM Racing	ITA	Dallara F324 TOM'S TGE 33	9	13:44.457	10 Laps	10 Laps	166.0	5	1:27.932	173.0
----	----	---------------------	-----	--	--	------------	-----	---------------------------	---	-----------	---------	---------	-------	---	----------	-------

Fastest lap Alessandro Famularo in 1:27.932 at 173.0 Km/h in lap 5

Published at:.....


Track Temp: 40.9 °C Air Temp: 24.8 °C Humidity: 52 % Track Status: DRY

Race Director:

Daniele Galbiati

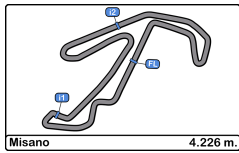
ACI DGAa 46766

Timekeeper:


Luis Garcia

JCR-2654-ESP/M





Misano
Euroformula Open
Race - 2



Provisional Results by Category

RT																	
Clas	Nº	Driver	Nat	Cat	Clas	Team	Nat	Vehicle	Laps	Total Time	Gap	Interval	Km/h	Best	Time	Km/h	
1	7	Wiktor Dobrzański		POL	RT	1	Team Motopark		Dallara F324 TOM'S TGE 33	19	28:10.501			170.9	3	1:28.187	172.5
2	3	Javier Herrera		MEX	RT	2	BVM Racing		Dallara F324 TOM'S TGE 33	19	28:10.827	0.326	0.326	170.9	4	1:28.003	172.8
3	4	Ricardo Miranda Baptista		BRA	RT	3	BVM Racing		Dallara F324 TOM'S TGE 33	19	28:21.377	10.876	10.550	169.8	5	1:28.538	171.8
4	50	Jan Koller		CZE	RT	4	Team Motopark		Dallara F324 TOM'S TGE 33	19	28:24.121	13.620	2.744	169.6	6	1:28.706	171.5
5	10	Lorenzo Castillo		MEX	RT	5	Team Motopark		Dallara F324 TOM'S TGE 33	19	28:27.065	16.564	2.944	169.3	7	1:28.812	171.3
6	58	Aaron Ferrazzano		BEL	RT	6	Neri Autosport		Dallara F324 TOM'S TGE 33	19	28:35.003	24.502	7.938	168.5	16	1:28.573	171.7

Fastest lap Alessandro Famularo in 1:27.932 at 173.0 Km/h in lap 5

Published at:.....

Track Temp: **40.9 °C** Air Temp: **24.8 °C** Humidity: **52 %** Track Status: **DRY**

Race Director:

Daniele Galbiati

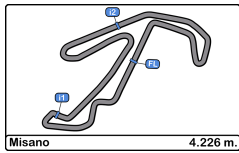
ACI DGAa 46766

Timekeeper:

Luis Garcia

JCR-2654-ESP/M





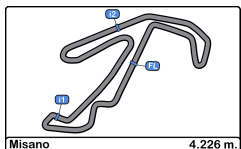
Misano
Euroformula Open
Race - 2



Provisional Classification by Driver Fastest Lap

Cl	N°	Entrant/Team	Nat	Vehicle	Driver	Nat	Cat	Cl	Laps	Best	Time	Gap	Interval	Km/h
1	11	BVM Racing	ITA	Dallara F324 TOM'S TGE 33	Alessandro Famularo	MEX			9	5	1:27.932			173.0
2	3	BVM Racing	ITA	Dallara F324 TOM'S TGE 33	Javier Herrera	MEX	RT	1	19	4	1:28.003	0.071	0.071	172.8
3	27	Team Motopark	DEU	Dallara F324 TOM'S TGE 33	Jesse Carrasquedo	MEX			19	3	1:28.033	0.101	0.030	172.8
4	21	Team Motopark	DEU	Dallara F324 TOM'S TGE 33	Rui-Heng Yeh	TPE			19	6	1:28.111	0.179	0.078	172.6
5	7	Team Motopark	DEU	Dallara F324 TOM'S TGE 33	Wiktor Dobrzański	POL	RT	2	19	3	1:28.187	0.255	0.076	172.5
6	9	Team Motopark	DEU	Dallara F324 TOM'S TGE 33	Everett Stack	USA			19	10	1:28.329	0.397	0.142	172.2
7	55	BVM Racing	ITA	Dallara F324 TOM'S TGE 33	Divy Nandan	IND			19	5	1:28.409	0.477	0.080	172.0
8	44	Team Motopark	DEU	Dallara F324 TOM'S TGE 33	Diego de la Torre	MEX			19	4	1:28.492	0.560	0.083	171.9
9	4	BVM Racing	ITA	Dallara F324 TOM'S TGE 33	Ricardo Miranda Baptista	BRA	RT	3	19	5	1:28.538	0.606	0.046	171.8
10	58	Neri Autosport	BEL	Dallara F324 TOM'S TGE 33	Aaron Ferrazzano	BEL	RT	4	19	16	1:28.573	0.641	0.035	171.7
11	50	Team Motopark	DEU	Dallara F324 TOM'S TGE 33	Jan Koller	CZE	RT	5	19	6	1:28.706	0.774	0.133	171.5
12	10	Team Motopark	DEU	Dallara F324 TOM'S TGE 33	Lorenzo Castillo	MEX	RT	6	19	7	1:28.812	0.880	0.106	171.3





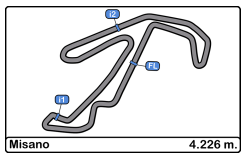
Misano
Euroformula Open
Race - 2



Distance and Speed Average

Clas	Nº	Driver	Nat	Cat	Clas	Team	Nat	Vehicle	Laps	Distance	Total Time	Km/h
1	27	Jesse Carrasquedo	MEX			Team Motopark	DEU	Dallara F324 TOM'S TGE 33	19	80.29	28:09.292	171.1
2	7	Wiktor Dobrzański	POL	RT	1	Team Motopark	DEU	Dallara F324 TOM'S TGE 33	19	80.29	28:10.501	170.9
3	3	Javier Herrera	MEX	RT	2	BVM Racing	ITA	Dallara F324 TOM'S TGE 33	19	80.29	28:10.827	170.9
4	21	Rui-Heng Yeh	TPE			Team Motopark	DEU	Dallara F324 TOM'S TGE 33	19	80.29	28:11.172	170.9
5	9	Everett Stack	USA			Team Motopark	DEU	Dallara F324 TOM'S TGE 33	19	80.29	28:16.118	170.4
6	44	Diego de la Torre	MEX			Team Motopark	DEU	Dallara F324 TOM'S TGE 33	19	80.29	28:17.483	170.2
7	4	Ricardo Miranda Baptista	BRA	RT	3	BVM Racing	ITA	Dallara F324 TOM'S TGE 33	19	80.29	28:21.377	169.8
8	50	Jan Koller	CZE	RT	4	Team Motopark	DEU	Dallara F324 TOM'S TGE 33	19	80.29	28:24.121	169.6
9	55	Divy Nandan	IND			BVM Racing	ITA	Dallara F324 TOM'S TGE 33	19	80.29	28:26.527	169.3
10	10	Lorenzo Castillo	MEX	RT	5	Team Motopark	DEU	Dallara F324 TOM'S TGE 33	19	80.29	28:27.065	169.3
11	58	Aaron Ferrazzano	BEL	RT	6	Neri Autosport	BEL	Dallara F324 TOM'S TGE 33	19	80.29	28:35.003	168.5
12	11	Alessandro Famularo	VEN			BVM Racing	ITA	Dallara F324 TOM'S TGE 33	9	38.03	13:44.457	166.0





Misano
Euroformula Open
Race - 2
Lap Analysis



3

Javier Herrera

Dallara F324 TOM'S TGE 33 7

Wiktór Dobrzański

Dallara F324 TOM'S TGE 33

RT

BVM Racing

RT

Team Motopark

Lap	D	Time	Sector 1	Sector 2	Sector 3	T. Spd	Elapsed	Lap	D	Time	Sector 1	Sector 2	Sector 3	T. Spd	Elapsed
1		1:35.484	29.296	34.189	31.999	214.7	1:35.484	1		1:33.411	27.392	33.935	32.084	213.4	1:33.411
2		1:28.461	22.692	33.817	31.952	215.1	3:03.945	2		1:28.400	22.498	33.875	32.027	213.8	3:01.811
3		1:28.407	22.718	33.845	31.844	213.4	4:32.352	3		1:28.187	22.377	33.831	31.979	213.8	4:29.998
4		1:28.003	22.637	33.727	31.639	216.0	6:00.355	4		1:28.331	22.358	33.933	32.040	213.8	5:58.329
5		1:28.170	22.867	33.656	31.647	215.5	7:28.525	5		1:28.445	22.446	33.970	32.029	213.8	7:26.774
6		1:28.466	22.903	33.659	31.904	216.0	8:56.991	6		1:28.664	22.542	34.086	32.036	213.0	8:55.438
7		1:28.284	22.667	33.759	31.858	216.0	10:25.275	7		1:28.728	22.719	34.037	31.972	213.8	10:24.166
8		1:28.854	22.886	33.781	32.187	220.8	11:54.129	8		1:28.493	22.536	33.955	32.002	214.2	11:52.659
9		1:28.588	23.045	33.801	31.742	216.0	13:22.717	9		1:28.456	22.547	33.893	32.016	213.8	13:21.115
10		1:28.437	23.037	33.803	31.597	215.1	14:51.154	10		1:28.566	22.512	33.946	32.108	214.2	14:49.681
11		1:28.497	22.833	33.861	31.803	217.3	16:19.651	11		1:28.746	22.644	34.113	31.989	213.8	16:18.427
12		1:28.355	22.727	33.850	31.778	215.1	17:48.006	12		1:28.950	22.753	34.122	32.075	213.8	17:47.377
13		1:28.715	23.099	33.900	31.716	214.7	19:16.721	13		1:28.471	22.545	34.044	31.882	214.2	19:15.848
14		1:28.683	22.864	33.685	32.134	216.4	20:45.404	14		1:28.912	22.680	34.039	32.193	213.4	20:44.760
15		1:28.893	22.952	33.877	32.064	216.8	22:14.297	15		1:28.592	22.577	33.948	32.067	213.8	22:13.352
16		1:28.928	22.965	33.854	32.109	216.4	23:43.225	16		1:29.655	22.674	34.105	32.876	214.7	23:43.007
17		1:29.056	23.182	33.767	32.107	217.7	25:12.281	17		1:28.868	22.934	33.921	32.013	217.7	25:11.875
18		1:29.134	23.141	33.975	32.018	216.0	26:41.415	18		1:29.094	22.977	33.949	32.168	217.3	26:40.969
19		1:29.412	22.941	33.858	32.613	217.3	28:10.827	19		1:29.532	22.877	34.010	32.645	216.8	28:10.501

4

Ricardo Miranda Baptista

Dallara F324 TOM'S TGE 33 9

Everett Stack

Dallara F324 TOM'S TGE 33

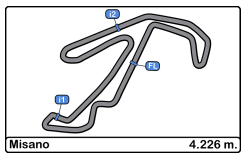
RT

BVM Racing

Team Motopark

Lap	D	Time	Sector 1	Sector 2	Sector 3	T. Spd	Elapsed	Lap	D	Time	Sector 1	Sector 2	Sector 3	T. Spd	Elapsed
1		1:37.099	30.381	34.478	32.240	217.3	1:37.099	1		1:38.157	31.499	34.643	32.015	209.7	1:38.157
2		1:29.390	22.886	34.231	32.273	215.5	3:06.489	2		1:28.911	22.787	33.793	32.331	218.6	3:07.068
3		1:29.541	22.854	34.405	32.282	218.1	4:36.030	3		1:28.419	22.684	33.833	31.902	213.8	4:35.487
4		1:28.710	22.806	33.928	31.976	214.7	6:04.740	4		1:28.560	22.579	33.915	32.066	215.5	6:04.047
5		1:28.538	22.704	33.911	31.923	215.1	7:33.278	5		1:28.514	22.681	33.816	32.017	215.1	7:32.561
6		1:28.832	22.643	34.173	32.016	214.2	9:02.110	6		1:28.445	22.673	33.860	31.912	215.5	9:01.006
7		1:28.793	22.739	34.054	32.000	213.4	10:30.903	7		1:29.509	22.773	34.050	32.686	215.5	10:30.515
8		1:30.036	23.324	34.614	32.098	215.1	12:00.939	8		1:29.296	23.372	34.094	31.830	213.0	11:59.811
9		1:29.259	23.201	34.117	31.941	215.1	13:30.198	9		1:28.797	22.697	33.906	32.194	214.7	13:28.608
10		1:29.130	22.792	34.100	32.238	216.4	14:59.328	10		1:28.329	22.616	33.899	31.814	213.8	14:56.937
11		1:29.385	23.137	34.038	32.210	217.3	16:28.713	11		1:28.636	22.613	33.992	32.031	213.8	16:25.573
12		1:29.182	23.125	34.045	32.012	216.0	17:57.895	12		1:28.476	22.675	33.816	31.985	215.1	17:54.049
13		1:29.203	22.893	34.257	32.053	215.5	19:27.098	13		1:28.845	22.742	34.052	32.051	214.7	19:22.894
14		1:29.120	22.947	34.157	32.016	215.5	20:56.218	14		1:28.981	22.927	33.821	32.233	215.5	20:51.875
15		1:29.196	22.957	33.741	32.498	217.3	22:25.414	15		1:28.793	22.876	34.010	31.907	212.1	22:20.668
16		1:29.286	23.083	34.214	31.989	215.1	23:54.700	16		1:28.660	22.723	33.830	32.107	213.4	23:49.328
17		1:28.706	22.789	33.875	32.042	213.8	25:23.406	17		1:28.896	22.878	33.929	32.089	212.5	25:18.224
18		1:28.834	22.893	33.989	31.952	215.1	26:52.240	18		1:28.839	22.720	33.935	32.184	213.4	26:47.063
19		1:29.137	22.897	34.214	32.026	213.4	28:21.377	19		1:29.055	22.867	33.986	32.202	212.1	28:16.118





Misano
Euroformula Open
Race - 2
Lap Analysis



10 Lorenzo Castillo Dallara F324 TOM'S TGE 33 21 Rui-Heng Yeh Dallara F324 TOM'S TGE 33

RT

Team Motopark

Team Motopark

Lap	D	Time	Sector 1	Sector 2	Sector 3	T. Spd	Elapsed	Lap	D	Time	Sector 1	Sector 2	Sector 3	T. Spd	Elapsed
1		1:38.917	30.780	35.369	32.768	212.1	1:38.917	1		1:34.780	28.711	34.081	31.988	218.1	1:34.780
2		1:29.039	22.817	33.956	32.266	213.4	3:07.956	2		1:28.718	22.886	33.859	31.973	216.8	3:03.498
3		1:29.144	22.886	34.042	32.216	214.7	4:37.100	3		1:28.334	22.645	33.747	31.942	216.8	4:31.832
4		1:28.953	22.778	34.146	32.029	213.8	6:06.053	4		1:28.320	22.651	33.786	31.883	216.4	6:00.152
5		1:29.198	22.896	34.101	32.201	213.0	7:35.251	5		1:28.123	22.590	33.752	31.781	215.5	7:28.275
6		1:29.227	22.899	34.180	32.148	212.1	9:04.478	6		1:28.111	22.627	33.688	31.796	216.4	8:56.386
7		1:28.812	22.613	34.100	32.099	213.0	10:33.290	7		1:28.584	22.814	33.841	31.929	217.7	10:24.970
8		1:29.056	22.933	34.083	32.040	216.0	12:02.346	8		1:28.988	22.836	34.031	32.121	219.9	11:53.958
9		1:29.172	22.847	34.201	32.124	216.4	13:31.518	9		1:28.432	22.740	33.827	31.865	216.4	13:22.390
10		1:28.989	22.924	33.940	32.125	215.5	15:00.507	10		1:28.398	22.664	33.691	32.043	218.1	14:50.788
11		1:29.244	22.946	34.189	32.109	215.1	16:29.751	11		1:30.390	22.828	33.886	33.676	217.7	16:21.178
12		1:29.374	23.142	34.156	32.076	215.5	17:59.125	12		1:28.249	22.720	33.799	31.730	216.8	17:49.427
13		1:29.591	23.092	34.364	32.135	217.3	19:28.716	13		1:28.328	22.739	33.773	31.816	216.4	19:17.755
14		1:29.219	23.048	34.060	32.111	215.1	20:57.935	14		1:28.371	22.729	33.752	31.890	217.3	20:46.126
15		1:29.444	23.086	34.114	32.244	214.7	22:27.379	15		1:28.582	22.862	33.918	31.802	218.1	22:14.708
16		1:29.909	23.189	34.350	32.370	215.5	23:57.288	16		1:28.984	23.104	33.893	31.987	219.0	23:43.692
17		1:29.845	23.204	34.182	32.459	215.1	25:27.133	17		1:28.853	23.155	33.832	31.866	218.1	25:12.545
18		1:29.895	23.169	34.267	32.459	215.1	26:57.028	18		1:29.262	23.219	33.870	32.173	221.7	26:41.807
19		1:30.037	23.160	34.227	32.650	216.8	28:27.065	19		1:29.365	22.983	34.469	31.913	216.4	28:11.172

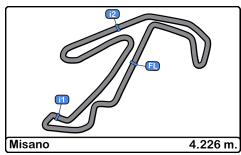
11 Alessandro Famularo Dallara F324 TOM'S TGE 33 27 Jesse Carrasquedo Dallara F324 TOM'S TGE 33

BVM Racing

Team Motopark

Lap	D	Time	Sector 1	Sector 2	Sector 3	T. Spd	Elapsed	Lap	D	Time	Sector 1	Sector 2	Sector 3	T. Spd	Elapsed
1		1:58.191	52.044	34.034	32.113	213.4	1:58.191	1		1:34.506	28.141	34.217	32.148	212.5	1:34.506
2		1:28.217	22.463	33.841	31.913	212.1	3:26.408	2		1:28.443	22.642	33.877	31.924	212.5	3:02.949
3		1:28.734	22.483	34.154	32.097	211.3	4:55.142	3		1:28.033	22.390	33.861	31.782	212.5	4:30.982
4		1:28.172	22.387	33.734	32.051	213.4	6:23.314	4		1:28.078	22.462	33.781	31.835	212.5	5:59.060
5		1:27.932	22.587	33.551	31.794	213.8	7:51.246	5		1:28.270	22.440	33.887	31.943	213.0	7:27.330
6		1:27.982	22.477	33.732	31.773	214.2	9:19.228	6		1:28.497	22.587	33.863	32.047	213.8	8:55.827
7		1:28.074	22.571	33.722	31.781	214.2	10:47.302	7		1:28.860	22.752	34.032	32.076	213.4	10:24.687
8		1:28.211	22.518	33.786	31.907	216.0	12:15.513	8		1:28.499	22.686	34.013	31.800	213.4	11:53.186
9		1:28.944	22.874	33.777	32.293	217.7	13:44.457	9		1:28.406	22.589	33.935	31.882	213.4	13:21.592
10		22.724						10		1:28.612	22.781	33.993	31.838	211.7	14:50.204
								11		1:28.831	22.714	34.111	32.006	213.4	16:19.035
								12		1:28.659	22.509	34.152	31.998	213.4	17:47.694
								13		1:28.572	22.617	34.092	31.863	213.0	19:16.266
								14		1:28.869	22.612	33.991	32.266	214.7	20:45.135
								15		1:28.606	22.714	33.981	31.911	213.8	22:13.741
								16		1:28.855	22.630	34.175	32.050	213.4	23:42.596
								17		1:28.831	22.684	34.095	32.052	211.7	25:11.427
								18		1:28.752	22.640	33.977	32.135	211.7	26:40.179
								19		1:29.113	22.780	34.015	32.318	211.3	28:09.292





Misano
Euroformula Open
Race - 2
Lap Analysis



44

Diego de la Torre

Dallara F324 TOM'S TGE 33 55

Divy Nandan

Dallara F324 TOM'S TGE 33

Team Motopark

BVM Racing

Lap	D	Time	Sector 1	Sector 2	Sector 3	T. Spd	Elapsed	Lap	D	Time	Sector 1	Sector 2	Sector 3	T. Spd	Elapsed
1		1:36.602	30.153	34.378	32.071	216.8	1:36.602	1		1:36.155	29.673	34.297	32.185	214.7	1:36.155
2		1:29.252	22.955	34.226	32.071	216.0	3:05.854	2		1:29.234	22.781	34.026	32.427	213.8	3:05.389
3		1:28.792	22.844	33.929	32.019	216.4	4:34.646	3		1:28.806	22.633	34.035	32.138	213.4	4:34.195
4		1:28.492	22.736	33.963	31.793	217.7	6:03.138	4		1:28.505	22.720	33.780	32.005	213.8	6:02.700
5		1:28.592	22.775	33.887	31.930	217.3	7:31.730	5		1:28.409	22.477	33.975	31.957	213.4	7:31.109
6		1:28.728	22.926	33.853	31.949	216.4	9:00.458	6		1:28.605	22.624	33.802	32.179	213.0	8:59.714
7		1:29.389	22.931	34.114	32.344	218.1	10:29.847	7		1:30.566	23.257	34.273	33.036	211.7	10:30.280
8		1:28.930	22.727	34.077	32.126	214.7	11:58.777	8		1:30.188	23.268	34.511	32.409	212.5	12:00.468
9		1:28.610	22.681	33.951	31.978	214.7	13:27.387	9		1:29.012	22.929	34.084	31.999	215.5	13:29.480
10		1:28.509	22.630	33.972	31.907	214.7	14:55.896	10		1:29.534	22.869	34.430	32.235	212.5	14:59.014
11		1:28.953	22.550	34.124	32.279	214.7	16:24.849	11		1:29.498	23.065	33.994	32.439	213.8	16:28.512
12		1:28.779	22.782	34.010	31.987	214.2	17:53.628	12		1:29.041	22.866	34.070	32.105	213.4	17:57.553
13		1:28.841	22.759	34.025	32.057	215.1	19:22.469	13		1:29.162	22.882	34.118	32.162	213.4	19:26.715
14		1:29.155	22.824	34.027	32.304	214.7	20:51.624	14		1:29.122	22.869	34.036	32.217	213.0	20:55.837
15		1:29.627	22.804	34.341	32.482	212.1	22:21.251	15		1:29.410	22.754	33.921	32.735	213.4	22:25.247
16		1:28.841	22.933	33.887	32.021	217.7	23:50.092	16		1:31.265	23.746	34.454	33.065	215.5	23:56.512
17		1:29.046	23.019	33.984	32.043	216.0	25:19.138	17		1:30.018	23.051	34.280	32.687	215.1	25:26.530
18		1:29.162	22.846	34.044	32.272	217.3	26:48.300	18		1:30.082	23.053	34.011	33.018	213.8	26:56.612
19		1:29.183	22.787	34.203	32.193	216.0	28:17.483	19		1:29.915	23.077	34.264	32.574	213.0	28:26.527

50

Jan Koller

Dallara F324 TOM'S TGE 33 58

Aaron Ferrazzano

Dallara F324 TOM'S TGE 33

RT

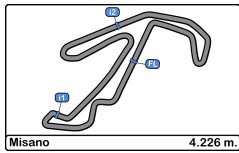
Team Motopark

RT

Neri Autosport

Lap	D	Time	Sector 1	Sector 2	Sector 3	T. Spd	Elapsed	Lap	D	Time	Sector 1	Sector 2	Sector 3	T. Spd	Elapsed
1		1:37.816	31.127	34.613	32.076	216.8	1:37.816	1		1:48.654	37.847	37.118	33.689	204.5	1:48.654
2		1:29.569	22.757	34.106	32.706	217.7	3:07.385	2		1:30.832	23.372	34.732	32.728	210.9	3:19.486
3		1:28.831	22.948	33.941	31.942	218.1	4:36.216	3		1:29.577	22.848	34.341	32.388	210.9	4:49.063
4		1:28.978	22.961	33.859	32.158	219.5	6:05.194	4		1:29.608	22.667	34.714	32.227	213.0	6:18.671
5		1:28.875	22.821	34.010	32.044	217.3	7:34.069	5		1:29.434	22.713	34.335	32.386	212.1	7:48.105
6		1:28.706	22.753	33.959	31.994	217.3	9:02.775	6		1:29.013	22.722	34.185	32.106	212.1	9:17.118
7		1:28.889	22.734	33.986	32.169	216.8	10:31.664	7		1:28.981	22.647	34.210	32.124	212.5	10:46.099
8		1:30.095	23.978	34.188	31.929	216.4	12:01.759	8		1:28.878	22.544	34.187	32.147	212.1	12:14.977
9		1:29.182	23.004	34.283	31.895	217.3	13:30.941	9		1:30.010	22.537	34.311	33.162	213.4	13:44.987
10		1:29.026	22.938	34.011	32.077	216.8	14:59.967	10		1:29.178	22.927	34.195	32.056	213.0	15:14.165
11		1:29.112	22.980	34.035	32.097	219.5	16:29.079	11		1:29.206	22.807	34.167	32.232	213.8	16:43.371
12		1:29.466	23.272	34.106	32.088	219.0	17:58.545	12		1:28.732	22.626	33.981	32.125	213.0	18:12.103
13		1:29.169	22.927	34.104	32.138	218.6	19:27.714	13		1:28.821	22.638	34.119	32.064	213.4	19:40.924
14		1:29.103	22.967	34.051	32.085	218.1	20:56.817	14		1:28.855	22.653	34.026	32.176	213.0	21:09.779
15		1:29.132	23.002	34.019	32.111	217.7	22:25.949	15		1:29.278	22.744	34.181	32.353	211.7	22:39.057
16		1:29.722	23.450	34.164	32.108	221.7	23:55.671	16		1:28.573	22.661	33.950	31.962	213.8	24:07.630
17		1:29.449	22.892	34.320	32.237	216.0	25:25.120	17		1:29.329	22.871	34.229	32.229	213.0	25:36.959
18		1:29.426	23.006	34.152	32.268	215.5	26:54.546	18		1:28.859	22.676	34.025	32.158	214.2	27:05.818
19		1:29.575	22.980	34.110	32.485	214.7	28:24.121	19		1:29.185	22.812	34.194	32.179	213.4	28:35.003



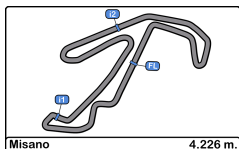


Misano
Euroformula Open
Race - 2
Analysis by Lap



Num	Lap Time	Gap	Num	Lap Time	Gap	Num	Lap Time	Gap	Num	Lap Time	Gap	Num	Lap Time	Gap									
Lap 1			Lap 5			Lap 9			3 1:28.715 00.873			4 1:28.706 11.979											
7	1:33.411		7	1:28.445		7	1:28.456		21	1:28.328	01.907	50	1:29.449	13.693	44	1:28.841	06.621	55	1:30.018	15.103			
27	1:34.506	01.095	27	1:28.270	00.556	27	1:28.406	00.477	44	1:28.841	06.621	9	1:28.845	07.046	10	1:29.845	15.706	55	1:29.162	10.867	58	1:29.329	25.532
21	1:34.780	01.369	21	1:28.123	01.501	21	1:28.432	01.275	9	1:28.845	07.046	4	1:29.203	11.250	Num Lap Time Gap								
3	1:35.484	02.073	3	1:28.170	01.751	3	1:28.588	01.602	55	1:29.162	10.867	50	1:29.169	11.866	Lap 18								
55	1:36.155	02.744	55	1:28.409	04.335	44	1:28.610	06.272	4	1:29.203	11.250	10	1:29.591	12.868	27	1:28.752							
44	1:36.602	03.191	44	1:28.592	04.956	9	1:28.797	07.493	50	1:29.169	11.866	7	1:29.094	00.790	3	1:29.134	01.236						
4	1:37.099	03.688	9	1:28.514	05.787	55	1:29.012	08.365	10	1:29.591	12.868	21	1:29.262	01.628	9	1:28.839	06.884						
50	1:37.816	04.405	4	1:28.538	06.504	4	1:29.259	09.083	58	1:28.821	25.076	44	1:29.162	08.121	44	1:29.162	08.121						
9	1:38.157	04.746	50	1:28.875	07.295	50	1:29.182	09.826	Num Lap Time Gap			4	1:28.834	12.061									
10	1:38.917	05.506	10	1:29.198	08.477	10	1:29.172	10.403	Lap 14			50	1:29.426	14.367									
58	1:48.654	15.243	58	1:29.434	21.331	11	1:28.944	23.342	7	1:28.912		55	1:30.082	16.433									
11	1:58.191	24.780	11	1:27.932	24.472	58	1:30.010	23.872	27	1:28.869	00.375	10	1:29.895	16.849									
Lap 2			Lap 6			Lap 10			3 1:28.683 00.644			4 1:28.834 12.061											
7	1:28.400		7	1:28.664		7	1:28.566		21	1:28.371	01.366	50	1:29.426	14.367	44	1:29.155	06.864	55	1:30.082	16.433			
27	1:28.443	01.138	27	1:28.497	00.389	27	1:28.612	00.523	44	1:29.155	06.864	9	1:28.981	07.115	10	1:29.895	16.849	9	1:28.839	06.884			
21	1:28.718	01.687	21	1:28.111	00.948	21	1:28.398	01.107	9	1:28.981	07.115	55	1:29.122	11.077	58	1:28.859	25.639	44	1:29.162	08.121			
3	1:28.461	02.134	3	1:28.466	01.553	3	1:28.437	01.473	4	1:29.120	11.458	4	1:29.120	11.458	Num Lap Time Gap								
55	1:29.234	03.578	55	1:28.605	04.276	44	1:28.509	06.215	50	1:29.103	12.057	50	1:29.103	12.057	Lap 19								
44	1:29.252	04.043	44	1:28.728	05.020	9	1:28.329	07.256	10	1:29.219	13.175	10	1:29.219	13.175	27	1:29.113							
4	1:29.390	04.678	9	1:28.445	05.568	55	1:29.534	09.333	58	1:28.855	25.019	7	1:29.532	01.209	7	1:29.532	01.209						
9	1:28.911	05.257	4	1:28.832	06.672	4	1:29.130	09.647	Num Lap Time Gap			3	1:29.412	01.535									
50	1:29.569	05.574	50	1:28.706	07.337	50	1:29.026	10.286	Lap 15			21	1:29.365	01.880									
10	1:29.039	06.145	10	1:29.227	09.040	10	1:28.989	10.826	7	1:28.592		9	1:29.055	06.826									
58	1:30.832	17.675	58	1:29.013	21.680	58	1:29.178	24.484	27	1:28.606	00.389	44	1:29.183	08.191									
11	1:28.217	24.597	11	1:27.982	23.790	Num Lap Time Gap			3	1:28.893	00.945	4	1:29.137	12.085									
Lap 3			Lap 7			Lap 11			21 1:28.582 01.356			50 1:29.575 14.829											
7	1:28.187		7	1:28.728		7	1:28.746		9	1:28.793	07.316	55	1:29.915	17.235	10	1:30.037	17.773						
27	1:28.033	00.984	27	1:28.860	00.521	27	1:28.831	00.608	44	1:29.627	07.899	10	1:30.037	17.773	58	1:29.185	25.711						
21	1:28.334	01.834	21	1:28.584	00.804	3	1:28.497	01.224	55	1:29.410	11.895	9	1:29.055	06.826									
3	1:28.407	02.354	3	1:28.284	01.109	44	1:28.953	06.422	4	1:29.196	12.062	44	1:29.183	08.191									
55	1:28.806	04.197	44	1:29.389	05.681	9	1:28.636	07.146	50	1:29.132	12.597	50	1:29.575	14.829									
44	1:28.792	04.648	55	1:30.566	06.114	55	1:29.498	10.085	10	1:29.444	14.027	55	1:29.915	17.235									
9	1:28.419	05.489	9	1:29.509	06.349	4	1:29.385	10.286	58	1:29.278	25.705	10	1:30.037	17.773									
4	1:29.541	06.032	4	1:28.793	06.737	50	1:29.112	10.652	Num Lap Time Gap			58	1:29.185	25.711									
50	1:28.831	06.218	50	1:28.889	07.498	10	1:29.244	11.324	Lap 16														
10	1:29.144	07.102	10	1:28.812	09.124	58	1:29.206	24.944	27	1:28.855													
58	1:29.577	19.065	58	1:28.981	21.933	Num Lap Time Gap			7	1:29.655	00.411												
11	1:28.734	25.144	11	1:28.074	23.136	Lap 12			3	1:28.928	00.629												
Lap 4			Lap 8			Lap 13			21 1:28.582 01.356			50 1:29.575 14.829											
7	1:28.331		7	1:28.493		7	1:28.746		9	1:28.793	07.316	55	1:29.915	17.235	10	1:30.037	17.773						
27	1:28.078	00.731	27	1:28.499	00.527	27	1:28.831	00.608	44	1:29.627	07.899	10	1:30.037	17.773									
21	1:28.320	01.823	21	1:28.988	01.299	3	1:28.497	01.224	55	1:29.410	11.895	9	1:29.055	06.826									
3	1:28.003	02.026	3	1:28.854	01.470	44	1:28.953	06.422	4	1:29.196	12.062	44	1:29.183	08.191									
55	1:28.505	04.371	44	1:28.930	06.118	9	1:28.636	07.146	50	1:29.132	12.597	50	1:29.575	14.829									
44	1:28.492	04.809	9	1:29.296	07.152	55	1:29.498	10.085	10	1:29.444	14.027	55	1:29.915	17.235									
9	1:28.560	05.718	55	1:30.188	07.809	4	1:29.385	10.286	58	1:29.278	25.705	10	1:30.037	17.773									
4	1:28.710	06.411	4	1:30.036	08.280	50	1:29.112	10.652	Num Lap Time Gap			58	1:29.185	25.711									
50	1:28.978	06.865	50	1:30.095	09.100	10	1:29.244	11.324	Lap 17														
10	1:28.953	07.724	10	1:29.056	09.687	58	1:29.206	24.944	27	1:28.831													
58	1:29.608	20.342	58	1:28.878	22.318	Num Lap Time Gap			7	1:28.868	00.448												
11	1:28.172	24.985	11	1:28.211	22.854	Lap 13			3	1:29.056	00.854												
						7	1:28.471		21	1:28.853	01.118												
						27	1:28.572	00.418	9	1:28.896	06.797												
									44	1:29.046	07.711												



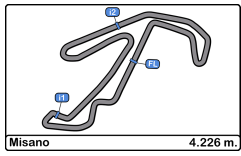


Misano
Euroformula Open
Race - 2
Best Sectors Results



Sector - 1				Sector - 2				Sector - 3				Ideal Lap vs Best Lap			
Clas	Nº	Driver	Time	Nº	Driver	Time	Nº	Driver	Time	Clas	Nº	Driver	Ideal Lap	Best Lap	Clas
1	7	Wiktor Dobrzański	22.358	11	Alessandro Famularo	33.551	3	Javier Herrera	31.597	1	11	Alessandro Famularo	1:27.711	1:27.932	1
2	11	Alessandro Famularo	22.387	3	Javier Herrera	33.656	21	Rui-Heng Yeh	31.730	2	3	Javier Herrera	1:27.890	1:28.003	2
3	27	Jesse Carrasquedo	22.390	21	Rui-Heng Yeh	33.688	11	Alessandro Famularo	31.773	3	27	Jesse Carrasquedo	1:27.953	1:28.033	3
4	55	Divy Nandan	22.477	4	Ricardo Miranda Baptista	33.741	27	Jesse Carrasquedo	31.782	4	21	Rui-Heng Yeh	1:28.008	1:28.111	4
5	58	Aaron Ferrazzano	22.537	55	Divy Nandan	33.780	44	Diego de la Torre	31.793	5	7	Wiktor Dobrzański	1:28.071	1:28.187	5
6	44	Diego de la Torre	22.550	27	Jesse Carrasquedo	33.781	9	Everett Stack	31.814	6	9	Everett Stack	1:28.186	1:28.329	6
7	9	Everett Stack	22.579	9	Everett Stack	33.793	7	Wiktor Dobrzański	31.882	7	44	Diego de la Torre	1:28.196	1:28.492	8
8	21	Rui-Heng Yeh	22.590	7	Wiktor Dobrzański	33.831	50	Jan Koller	31.895	8	55	Divy Nandan	1:28.214	1:28.409	7
9	10	Lorenzo Castillo	22.613	44	Diego de la Torre	33.853	4	Ricardo Miranda Baptista	31.923	9	4	Ricardo Miranda Baptista	1:28.307	1:28.538	9
10	3	Javier Herrera	22.637	50	Jan Koller	33.859	55	Divy Nandan	31.957	10	58	Aaron Ferrazzano	1:28.449	1:28.573	10
11	4	Ricardo Miranda Baptista	22.643	10	Lorenzo Castillo	33.940	58	Aaron Ferrazzano	31.962	11	50	Jan Koller	1:28.488	1:28.706	11
12	50	Jan Koller	22.734	58	Aaron Ferrazzano	33.950	10	Lorenzo Castillo	32.029	12	10	Lorenzo Castillo	1:28.582	1:28.812	12



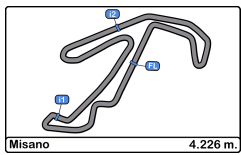


Misano
Euroformula Open
Race - 2
Leader Sequence



N°	Driver	Nat	Cat	Clas	Team	Nat	Vehicle	Start Lap	End Lap	Laps	Total Laps
7	Wiktor Dobrzański	POL	RT		Team Motopark	DEU	Dallara F324 TOM'S TGE 33	1	15	15	15
27	Jesse Carrasquedo	MEX			Team Motopark	DEU	Dallara F324 TOM'S TGE 33	16	19	4	4



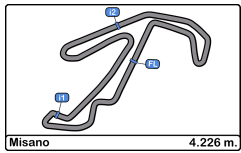


Misano
Euroformula Open
Race - 2
Best 5 Lap Times



Cls	N°	Driver	Nat	Cat	Cls	Team	Nat	Vehicle	Best 1		Best 2		Best 3		Best 4		Best 5	
									Time	Lap	Time	Lap	Time	Lap	Time	Lap	Time	Lap
1	11	Alessandro	VEN			BVM Racing	ITA	Dallara F324 TOM'S TGE 33	1:27.932	5	1:27.982	6	1:28.074	7	1:28.172	4	1:28.211	8
2	3	Javier Herrera	MEX	RT	1	BVM Racing	ITA	Dallara F324 TOM'S TGE 33	1:28.003	4	1:28.170	5	1:28.284	7	1:28.355	12	1:28.407	3
3	27	Jesse Carrasquedo	MEX			Team Motopark	DEU	Dallara F324 TOM'S TGE 33	1:28.033	3	1:28.078	4	1:28.270	5	1:28.406	9	1:28.443	2
4	21	Rui-Heng Yeh	TPE			Team Motopark	DEU	Dallara F324 TOM'S TGE 33	1:28.111	6	1:28.123	5	1:28.249	12	1:28.320	4	1:28.328	13
5	7	Wiktor Dobrzański	POL	RT	2	Team Motopark	DEU	Dallara F324 TOM'S TGE 33	1:28.187	3	1:28.331	4	1:28.400	2	1:28.445	5	1:28.456	9
6	9	Everett Stack	USA			Team Motopark	DEU	Dallara F324 TOM'S TGE 33	1:28.329	10	1:28.419	3	1:28.445	6	1:28.476	12	1:28.514	5
7	55	Divy Nandan	IND			BVM Racing	ITA	Dallara F324 TOM'S TGE 33	1:28.409	5	1:28.505	4	1:28.605	6	1:28.806	3	1:29.012	9
8	44	Diego de la Torre	MEX			Team Motopark	DEU	Dallara F324 TOM'S TGE 33	1:28.492	4	1:28.509	10	1:28.592	5	1:28.610	9	1:28.728	6
9	4	Ricardo Miranda Baptista	BRA	RT	3	BVM Racing	ITA	Dallara F324 TOM'S TGE 33	1:28.538	5	1:28.706	17	1:28.710	4	1:28.793	7	1:28.832	6
10	58	Aaron Ferrazzano	BEL	RT	4	Neri Autosport	BEL	Dallara F324 TOM'S TGE 33	1:28.573	16	1:28.732	12	1:28.821	13	1:28.855	14	1:28.859	18
11	50	Jan Koller	CZE	RT	5	Team Motopark	DEU	Dallara F324 TOM'S TGE 33	1:28.706	6	1:28.831	3	1:28.875	5	1:28.889	7	1:28.978	4
12	10	Lorenzo Castillo	MEX	RT	6	Team Motopark	DEU	Dallara F324 TOM'S TGE 33	1:28.812	7	1:28.953	4	1:28.989	10	1:29.039	2	1:29.056	8



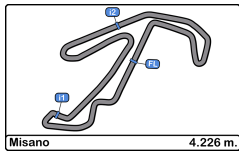


Misano
Euroformula Open
Race - 2
Best 5 Top Speeds



Clas	Nº	Driver	Nat	Cat	Cls	Team	Nat	Vehicle	Top 1		Top 2		Top 3		Top 4		Top 5		Avg
									Km/h	Lap	Km/h	Lap	Km/h	Lap	Km/h	Lap	Km/h	Lap	
1	21	Rui-Heng Yeh		RT		Team Motopark		Dallara F324 TOM'S TGE 33	221.7	18	219.9	8	219.0	16	218.1	1	218.1	10	219.4
2	50	Jan Koller		RT	1	Team Motopark		Dallara F324 TOM'S TGE 33	221.7	16	219.5	4	219.5	11	219.0	12	218.6	13	219.6
3	3	Javier Herrera		RT	2	BVM Racing		Dallara F324 TOM'S TGE 33	220.8	8	217.7	17	217.3	11	217.3	19	216.8	15	218.0
4	9	Everett Stack				Team Motopark		Dallara F324 TOM'S TGE 33	218.6	2	215.5	4	215.5	6	215.5	7	215.5	14	216.1
5	4	Ricardo Miranda Baptista		RT	3	BVM Racing		Dallara F324 TOM'S TGE 33	218.1	3	217.3	1	217.3	11	217.3	15	216.4	10	217.3
6	44	Diego de la Torre				Team Motopark		Dallara F324 TOM'S TGE 33	218.1	7	217.7	4	217.7	16	217.3	5	217.3	18	217.6
7	7	Wiktor Dobrzański		RT	4	Team Motopark		Dallara F324 TOM'S TGE 33	217.7	17	217.3	18	216.8	19	214.7	16	214.2	8	216.1
8	11	Alessandro Famularo				BVM Racing		Dallara F324 TOM'S TGE 33	217.7	9	216.0	8	214.2	6	214.2	7	213.8	5	215.2
9	10	Lorenzo Castillo		RT	5	Team Motopark		Dallara F324 TOM'S TGE 33	217.3	13	216.8	19	216.4	9	216.0	8	215.5	10	216.4
10	55	Divy Nandan				BVM Racing		Dallara F324 TOM'S TGE 33	215.5	9	215.5	16	215.1	17	214.7	1	213.8	2	214.9
11	27	Jesse Carrasquedo				Team Motopark		Dallara F324 TOM'S TGE 33	214.7	14	213.8	6	213.8	15	213.4	7	213.4	8	213.8
12	58	Aaron Ferrazzano		RT	6	Neri Autosport		Dallara F324 TOM'S TGE 33	214.2	18	213.8	11	213.8	16	213.4	9	213.4	13	213.7



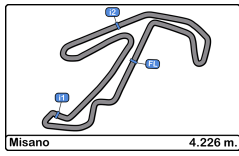


Misano
Euroformula Open
Race - 2
Fastest Laps Sequence



Lap	Time of Day	Session Time	Nº Driver	Nat	Cat	Team	Nat	Vehicle	Time	Km/h
2	10:45:58.016	3:02.016	7 Wiktor Dobrzański	POL	RT	Team Motopark	DEU	Dallara F324 TOM'S TGE 33	1:28.400	172.0
2	10:46:22.612	3:26.612	11 Alessandro Famularo	VEN		BVM Racing	ITA	Dallara F324 TOM'S TGE 33	1:28.217	172.4
3	10:47:26.202	4:30.202	7 Wiktor Dobrzański	POL	RT	Team Motopark	DEU	Dallara F324 TOM'S TGE 33	1:28.187	172.5
3	10:47:27.187	4:31.187	27 Jesse Carrasquedo	MEX		Team Motopark	DEU	Dallara F324 TOM'S TGE 33	1:28.033	172.8
4	10:48:56.559	6:00.559	3 Javier Herrera	MEX	RT	BVM Racing	ITA	Dallara F324 TOM'S TGE 33	1:28.003	172.8
5	10:50:47.450	7:51.450	11 Alessandro Famularo	VEN		BVM Racing	ITA	Dallara F324 TOM'S TGE 33	1:27.932	173.0





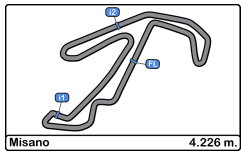
Misano
Euroformula Open
Race - 2
Lap Chart



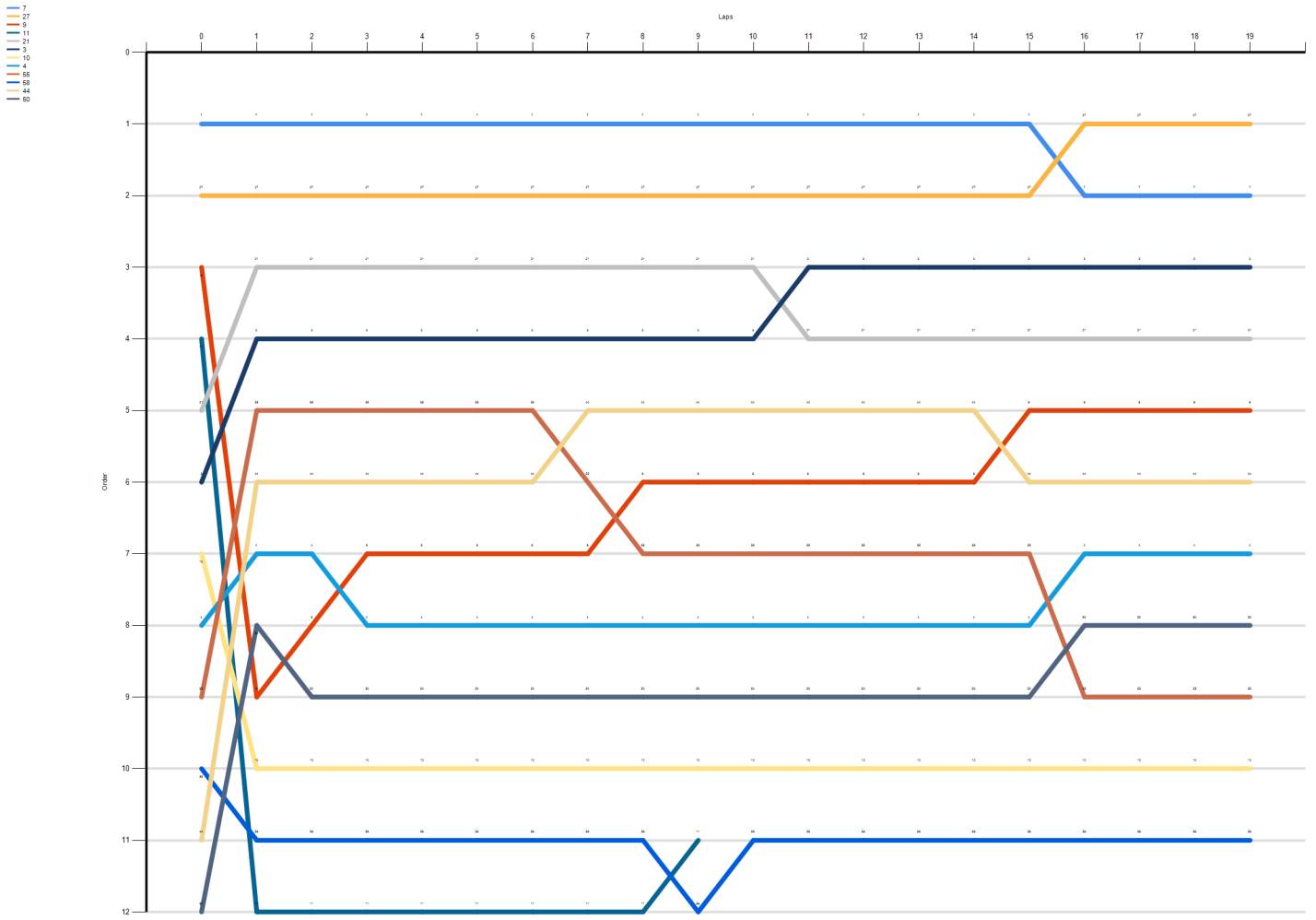
LAP

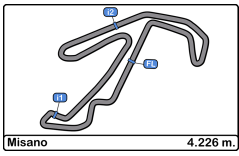
Nr	Pos	Grid	1	2	3	4	5	6	7	8	9	10	11	12	13	14	15	16	17	18	19
7	1	7	7	7	7	7	7	7	7	7	7	7	7	7	7	7	7	27	27	27	27
27	2	27	27	27	27	27	27	27	27	27	27	27	27	27	27	27	27	7	7	7	7
9	3	9	21	21	21	21	21	21	21	21	21	21	3	3	3	3	3	3	3	3	3
11	4	11	3	3	3	3	3	3	3	3	3	3	21	21	21	21	21	21	21	21	21
21	5	21	55	55	55	55	55	55	44	44	44	44	44	44	44	44	9	9	9	9	9
3	6	3	44	44	44	44	44	44	55	9	9	9	9	9	9	9	44	44	44	44	44
10	7	10	4	4	9	9	9	9	9	55	55	55	55	55	55	55	55	4	4	4	4
4	8	4	50	9	4	4	4	4	4	4	4	4	4	4	4	4	4	50	50	50	50
55	9	55	9	50	50	50	50	50	50	50	50	50	50	50	50	50	55	55	55	55	55
58	10	58	10	10	10	10	10	10	10	10	10	10	10	10	10	10	10	10	10	10	10
44	11	44	58	58	58	58	58	58	58	58	11	58	58	58	58	58	58	58	58	58	58
50	12	50	11	11	11	11	11	11	11	11	11	58									





Misano
Euroformula Open
Race - 2
Graphic Lap Chart



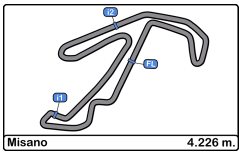


Misano
Euroformula Open
Race - 2
Pit Stop Analysis



Ord.	Nr.	In Day Time	Driver	Nat	Team	Nat	Vehicle	Cat	In Time	Stop N°	Pit Time	Handicap	Diff.
------	-----	-------------	--------	-----	------	-----	---------	-----	---------	---------	----------	----------	-------

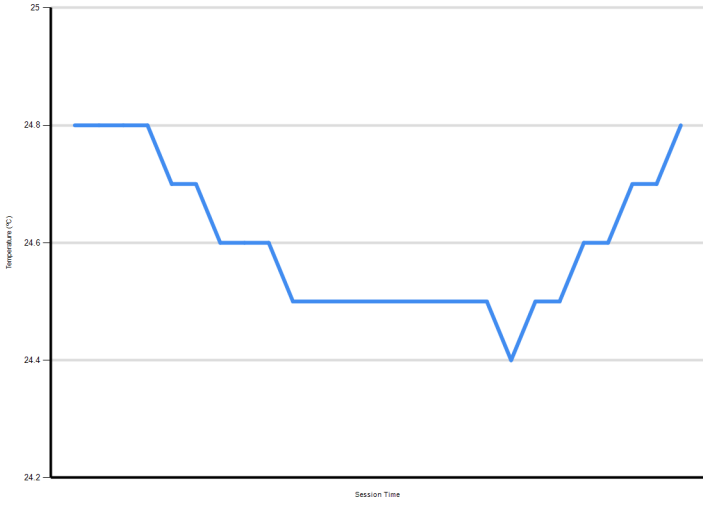




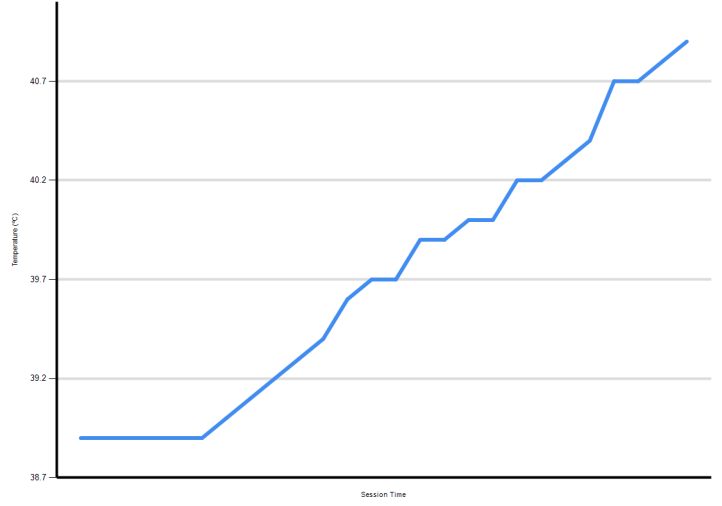
Misano
Euroformula Open
Race - 2
Weather Report



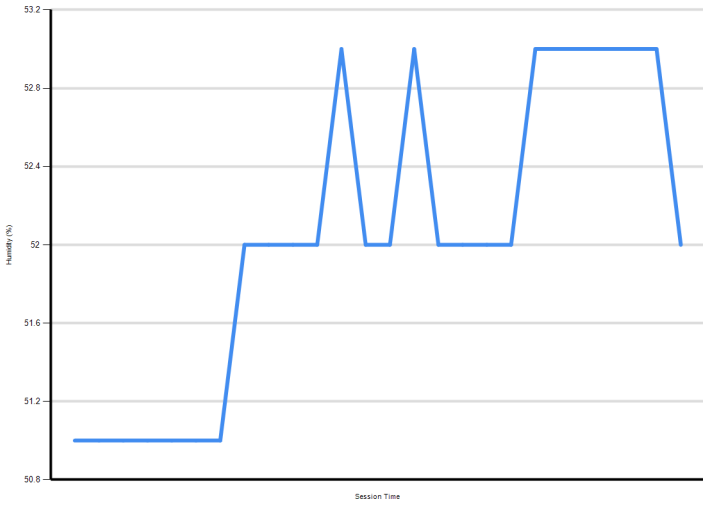
Air Temperature



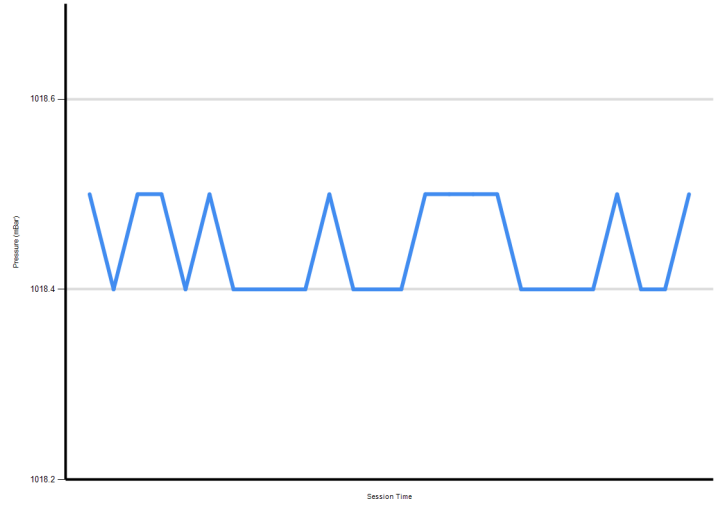
Track Temperature



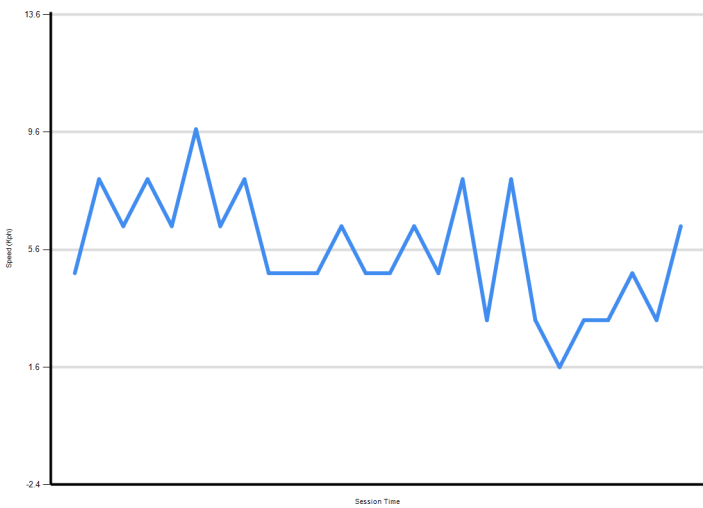
Humidity



Pressure



Wind Speed



Wind direction

