

Spa Francorchamps
Euroformula Open
Race - 2
Provisional Results



Clas	Nº	Driver	Nat	Cat	Clas	Team	Nat	Vehicle	Laps	Total Time	Gap	Interval	Km/h	Best	Time	Km/h
1	21	Rui-Heng Yeh				Team Motopark		Dallara F324 TOM'S TGE 33	12	30:08.621			167.2	2	2:25.643	173.1
2	3	Javier Herrera		RT	1	BVM Racing		Dallara F324 TOM'S TGE 33	12	30:25.434	16.813	16.813	165.7	2	2:26.903	171.6
3	27	Jesse Carrasquedo				Team Motopark		Dallara F324 TOM'S TGE 33	12	30:29.561	20.940	4.127	165.3	2	2:27.938	170.4
4	55	Divy Nandan				BVM Racing		Dallara F324 TOM'S TGE 33	12	30:30.114	21.493	0.553	165.3	2	2:28.186	170.1
5	58	Aaron Ferrazzano		RT	2	Neri Autosport		Dallara F324 TOM'S TGE 33	12	30:40.058	31.437	9.944	164.4	12	2:29.689	168.4
6	44	Diego de la Torre				Team Motopark		Dallara F324 TOM'S TGE 33	12	30:47.006	38.385	6.948	163.8	12	2:18.208	182.4
7	11	Alessandro Famularo				BVM Racing		Dallara F324 TOM'S TGE 33	12	30:48.964	40.343	1.958	163.6	12	2:19.981	180.1
8	10*	Lorenzo Castillo		RT	3	Team Motopark		Dallara F324 TOM'S TGE 33	12	30:51.935	43.314	2.971	163.3	1	2:27.026	171.4
9	7	Wiktor Dobrzański		RT	4	Team Motopark		Dallara F324 TOM'S TGE 33	12	30:52.844	44.223	0.909	163.3	12	2:21.224	178.5
10	37	Filippo Fiorentino		RT	5	DRIVEX		Dallara F324 TOM'S TGE 33	12	31:02.194	53.573	9.350	162.4	1	2:30.644	167.3
11	50	Jan Koller		RT	6	Team Motopark		Dallara F324 TOM'S TGE 33	12	31:47.417	1:38.796	45.223	158.6	6	2:23.425	175.8
12	48	Genaro Trappa		RT	7	DRIVEX		Dallara F324 TOM'S TGE 33	10	25:33.043	2 Laps	2 Laps	164.4	2	2:26.976	171.5
13	9	Everett Stack				Team Motopark		Dallara F324 TOM'S TGE 33	10	25:33.136	2 Laps	0.093	164.4	2	2:26.322	172.3
Not classified: (Requirements: 75% of number laps of leader = 9 Laps)																
	8	Alceu Feldmann		RT		BVM Racing		Dallara F324 TOM'S TGE 33	3	7:29.871	9 Laps	7 Laps	168.1	2	2:27.043	171.4

Fastest lap Diego de la Torre in 2:18.208 at 182.4 Km/h in lap 12

*** PENALTIES**

STEWARDS DECISION CAR #10 - 5 SECONDS TIME PENALTY ADDED TO RACE TIME - FALSE START

STEWARDS DECISION DRIVE THROUGH CAR 9 DONE DURING THE RACE - SERVING OPERATIONS AFTER 1 MIN PANEL

Published at:.....

Track Temp: 12.1 °C Air Temp: 9.3 °C Humidity: 83 % Track Status: WET

Race Director:

Daniele Galbiati
 ACI DGAa 46766

Timekeeper:

Luis Garcia
 JCR-2654-ESP/M

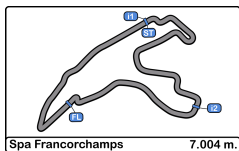


CIRCUIT DE SPA FRANCORCHAMPS



Aut. Federativa Española de Automovilismo





Spa Francorchamps
Euroformula Open
Race - 2



Provisional Results by Category

Clas	Nº	Driver	Nat	Cat	Clas	Team	Nat	Vehicle	Laps	Total Time	Gap	Interval	Km/h	Best	Time	Km/h
1	21	Rui-Heng Yeh		TPE		Team Motopark		DEU Dallara F324 TOM'S TGE 33	12	30:08.621			167.2	2	2:25.643	173.1
2	27	Jesse Carrasquedo		MEX		Team Motopark		DEU Dallara F324 TOM'S TGE 33	12	30:29.561	20.940	20.940	165.3	2	2:27.938	170.4
3	55	Divy Nandan		IND		BVM Racing		ITA Dallara F324 TOM'S TGE 33	12	30:30.114	21.493	0.553	165.3	2	2:28.186	170.1
4	44	Diego de la Torre		MEX		Team Motopark		DEU Dallara F324 TOM'S TGE 33	12	30:47.006	38.385	16.892	163.8	12	2:18.208	182.4
5	11	Alessandro Famularo		VEN		BVM Racing		ITA Dallara F324 TOM'S TGE 33	12	30:48.964	40.343	1.958	163.6	12	2:19.981	180.1
6	9	Everett Stack		USA		Team Motopark		DEU Dallara F324 TOM'S TGE 33	10	25:33.136	2 Laps	2 Laps	164.4	2	2:26.322	172.3

RT

Clas	Nº	Driver	Nat	Cat	Clas	Team	Nat	Vehicle	Laps	Total Time	Gap	Interval	Km/h	Best	Time	Km/h
1	3	Javier Herrera		MEX	RT	1 BVM Racing		ITA Dallara F324 TOM'S TGE 33	12	30:25.434			165.7	2	2:26.903	171.6
2	58	Aaron Ferrazzano		BEL	RT	2 Neri Autosport		BEL Dallara F324 TOM'S TGE 33	12	30:40.058	14.624	14.624	164.4	12	2:29.689	168.4
3	10*	Lorenzo Castillo		MEX	RT	3 Team Motopark		DEU Dallara F324 TOM'S TGE 33	12	30:51.935	26.501	11.877	163.3	1	2:27.026	171.4
4	7	Wiktor Dobrzański		POL	RT	4 Team Motopark		DEU Dallara F324 TOM'S TGE 33	12	30:52.844	27.410	0.909	163.3	12	2:21.224	178.5
5	37	Filippo Fiorentino		BRA	RT	5 DRIVEX		ESP Dallara F324 TOM'S TGE 33	12	31:02.194	36.760	9.350	162.4	1	2:30.644	167.3
6	50	Jan Koller		CZE	RT	6 Team Motopark		DEU Dallara F324 TOM'S TGE 33	12	31:47.417	1:21.983	45.223	158.6	6	2:23.425	175.8
7	48	Genaro Trappa		ARG	RT	7 DRIVEX		ESP Dallara F324 TOM'S TGE 33	10	25:33.043	2 Laps	2 Laps	164.4	2	2:26.976	171.5

Not classified: (Requirements: 75% of number laps of leader = 9 Laps)

8	Alceu Feldmann		BRA	RT	8 BVM Racing		ITA Dallara F324 TOM'S TGE 33	3	7:29.871	9 Laps	7 Laps	168.1	2	2:27.043	171.4
---	----------------	--	-----	----	--------------	--	-------------------------------	---	----------	--------	--------	-------	---	----------	-------

Fastest lap Diego de la Torre in 2:18.208 at 182.4 Km/h in lap 12

*** PENALTIES**

STEWARDS DECISION CAR #10 - 5 SECONDS TIME PENALTY ADDED TO RACE TIME - FALSE START

STEWARDS DECISION DRIVE THROUGH CAR 9 DONE DURING THE RACE - SERVING OPERATIONS AFTER 1 MIN PANEL

Published at:.....

Track Temp: 12.1 °C Air Temp: 9.3 °C Humidity: 83 % Track Status: WET

Race Director:

Daniele Galbiati

ACI DGAa 46766

Timekeeper:

Luis Garcia

JCR-2654-ESP/M

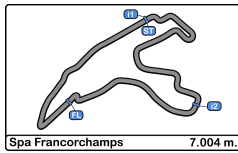


CIRCUIT DE SPA FRANCORCHAMPS



Autoforum España de Asturias





Spa Francorchamps
Euroformula Open
Race - 2



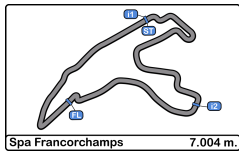
Provisional Classification by Driver Fastest Lap

Cl	N°	Entrant/Team	Nat	Vehicle	Driver	Nat	Cat	Cl	Laps	Best	Time	Gap	Interval	Km/h
1	44	Team Motopark		Dallara F324 TOM'S TGE 33	Diego de la Torre				12	12	2:18.208			182.4
2	11	BVM Racing		Dallara F324 TOM'S TGE 33	Alessandro Famularo				12	12	2:19.981	1.773	1.773	180.1
3	7	Team Motopark		Dallara F324 TOM'S TGE 33	Wiktor Dobrzański		RT	1	12	12	2:21.224	3.016	1.243	178.5
4	50	Team Motopark		Dallara F324 TOM'S TGE 33	Jan Koller		RT	2	12	6	2:23.425	5.217	2.201	175.8
5	21	Team Motopark		Dallara F324 TOM'S TGE 33	Rui-Heng Yeh				12	2	2:25.643	7.435	2.218	173.1
6	9	Team Motopark		Dallara F324 TOM'S TGE 33	Everett Stack				10	2	2:26.322	8.114	0.679	172.3
7	3	BVM Racing		Dallara F324 TOM'S TGE 33	Javier Herrera		RT	3	12	2	2:26.903	8.695	0.581	171.6
8	48	DRIVEX		Dallara F324 TOM'S TGE 33	Genaro Trappa		RT	4	10	2	2:26.976	8.768	0.073	171.5
9	10	Team Motopark		Dallara F324 TOM'S TGE 33	Lorenzo Castillo		RT	5	12	1	2:27.026	8.818	0.050	171.4
10	8	BVM Racing		Dallara F324 TOM'S TGE 33	Alceu Feldmann		RT	6	3	2	2:27.043	8.835	0.017	171.4
11	27	Team Motopark		Dallara F324 TOM'S TGE 33	Jesse Carrasquedo				12	2	2:27.938	9.730	0.895	170.4
12	55	BVM Racing		Dallara F324 TOM'S TGE 33	Divy Nandan				12	2	2:28.186	9.978	0.248	170.1
13	58	Neri Autosport		Dallara F324 TOM'S TGE 33	Aaron Ferrazzano		RT	7	12	12	2:29.689	11.481	1.503	168.4
14	37	DRIVEX		Dallara F324 TOM'S TGE 33	Filippo Fiorentino		RT	8	12	1	2:30.644	12.436	0.955	167.3



CIRCUIT DE SPA
FRANCORCHAMPS





Spa Francorchamps
Euroformula Open
Race - 2



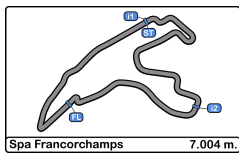
Distance and Speed Average

Clas	Nº	Driver	Nat	Cat	Clas	Team	Nat	Vehicle	Laps	Distance	Total Time	Km/h
1	21	Rui-Heng Yeh		TPE		Team Motopark		Dallara F324 TOM'S TGE 33	12	84.04	30:08.621	167.2
2	3	Javier Herrera		RT	1	BVM Racing		Dallara F324 TOM'S TGE 33	12	84.04	30:25.434	165.7
3	27	Jesse Carrasquedo				Team Motopark		Dallara F324 TOM'S TGE 33	12	84.04	30:29.561	165.3
4	55	Divy Nandan				BVM Racing		Dallara F324 TOM'S TGE 33	12	84.04	30:30.114	165.3
5	58	Aaron Ferrazzano		RT	2	Neri Autosport		Dallara F324 TOM'S TGE 33	12	84.04	30:40.058	164.4
6	44	Diego de la Torre				Team Motopark		Dallara F324 TOM'S TGE 33	12	84.04	30:47.006	163.8
7	11	Alessandro Famularo				BVM Racing		Dallara F324 TOM'S TGE 33	12	84.04	30:48.964	163.6
8	10	Lorenzo Castillo		RT	3	Team Motopark		Dallara F324 TOM'S TGE 33	12	84.04	30:51.935	163.3
9	7	Wiktor Dobrzański		RT	4	Team Motopark		Dallara F324 TOM'S TGE 33	12	84.04	30:52.844	163.3
10	37	Filippo Fiorentino		RT	5	DRIVEX		Dallara F324 TOM'S TGE 33	12	84.04	31:02.194	162.4
11	50	Jan Koller		RT	6	Team Motopark		Dallara F324 TOM'S TGE 33	12	84.04	31:47.417	158.6
12	48	Genaro Trappa		RT	7	DRIVEX		Dallara F324 TOM'S TGE 33	10	70.04	25:33.043	164.4
13	9	Everett Stack				Team Motopark		Dallara F324 TOM'S TGE 33	10	70.04	25:33.136	164.4
14	8	Alceu Feldmann		RT	8	BVM Racing		Dallara F324 TOM'S TGE 33	3	21.01	7:29.871	168.1



CIRCUIT DE SPA
FRANCORCHAMPS





Spa Francorchamps
Euroformula Open
Race - 2
Lap Analysis



3 Javier Herrera Dallara F324 TOM'S TGE 33 10 Lorenzo Castillo Dallara F324 TOM'S TGE 33

RT							BVM Racing		RT		Team Motopark				
Lap	D	Time	Sector 1	Sector 2	Sector 3	T. Spd	Elapsed	Lap	D	Time	Sector 1	Sector 2	Sector 3	T. Spd	Elapsed
1		2:30.774	45.001	1:07.443	38.330	223.1	2:30.774	1		2:27.026	44.182	1:04.444	38.400	224.5	2:27.026
2		2:26.903	42.254	1:05.863	38.786	233.2	4:57.677	2		2:28.656	43.282	1:06.216	39.158	225.9	4:55.682
3		2:29.215	42.048	1:08.804	38.363	238.4	7:26.892	3		2:35.507	43.093	1:09.997	42.417	233.2	7:31.189
4		2:28.465	42.747	1:07.085	38.633	232.7	9:55.357	4		2:34.352	44.087	1:09.273	40.992	227.3	10:05.541
5		2:30.740	43.183	1:08.352	39.205	235.2	12:26.097	5		2:35.787	44.060	1:11.551	40.176	230.7	12:41.328
6		2:32.511	43.211	1:09.724	39.576	234.7	14:58.608	6		2:33.156	44.465	1:08.852	39.839	223.1	15:14.484
7		2:34.761	43.941	1:10.715	40.105	229.7	17:33.369	7		2:35.197	44.228	1:10.534	40.435	224.5	17:49.681
8		2:35.737	43.685	1:12.342	39.710	228.8	20:09.106	8		2:38.055	44.469	1:12.961	40.625	223.6	20:27.736
9		2:37.450	43.571	1:14.002	39.877	228.3	22:46.556	9		2:36.078	44.021	1:12.128	39.929	223.6	23:03.814
10		2:34.538	43.396	1:11.963	39.179	226.8	25:21.094	10		2:35.633	44.769	1:11.559	39.305	227.8	25:39.447
11		2:33.203	43.433	1:10.768	39.002	228.3	27:54.297	11		2:33.538	43.580	1:10.428	39.530	227.8	28:12.985
12		2:31.137	43.100	1:09.212	38.825	230.2	30:25.434	12		2:33.950	43.704	1:09.830	40.416	224.5	30:46.935

7 Wiktor Dobrzański Dallara F324 TOM'S TGE 33 11 Alessandro Famularo Dallara F324 TOM'S TGE 33

RT							Team Motopark		BVM Racing						
Lap	D	Time	Sector 1	Sector 2	Sector 3	T. Spd	Elapsed	Lap	D	Time	Sector 1	Sector 2	Sector 3	T. Spd	Elapsed
1		2:34.415	47.730	1:07.166	39.519	232.2	2:34.415	1		2:33.936	47.284	1:07.280	39.372	221.3	2:33.936
2		2:28.781	43.108	1:07.190	38.483	232.2	5:03.196	2		2:27.392	42.364	1:06.100	38.928	238.9	5:01.328
3		2:31.122	42.842	1:09.079	39.201	237.8	7:34.318	3		2:29.450	42.089	1:07.072	40.289	237.8	7:30.778
4		2:43.391 P	44.207	1:10.468	48.716	225.9	10:17.709	4		2:34.643	43.138	1:10.028	41.477	232.7	10:05.421
5		3:27.481	1:42.118	1:07.107	38.256	208.0	13:45.190	5		2:43.492 P	43.053	1:11.703	48.736	232.2	12:48.913
6		2:26.109	44.423	1:03.235	38.451	218.1	16:11.299	6		3:28.677	1:44.763	1:06.488	37.426	233.7	16:17.590
7		2:27.366	43.735	1:05.447	38.184	219.0	18:38.665	7		2:25.223	42.524	1:05.419	37.280	236.8	18:42.813
8		2:30.385	43.438	1:08.344	38.603	219.0	21:09.050	8		2:28.135	42.158	1:08.270	37.707	237.3	21:10.948
9		2:30.044	44.072	1:07.664	38.308	219.9	23:39.094	9		2:28.840	42.607	1:08.806	37.427	218.1	23:39.788
10		2:29.041	43.339	1:08.131	37.571	220.4	26:08.135	10		2:25.884	42.700	1:06.839	36.345	240.0	26:05.672
11		2:23.485	42.765	1:03.822	36.898	228.8	28:31.620	11		2:23.311	41.723	1:04.237	37.351	238.9	28:28.983
12		2:21.224	42.321	1:02.319	36.584	231.7	30:52.844	12		2:19.981	41.559	1:02.663	35.759	243.2	30:48.964

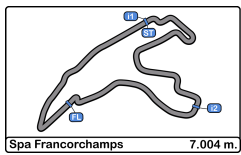
8 Alceu Feldmann Dallara F324 TOM'S TGE 33 21 Rui-Heng Yeh Dallara F324 TOM'S TGE 33

RT							BVM Racing		Team Motopark						
Lap	D	Time	Sector 1	Sector 2	Sector 3	T. Spd	Elapsed	Lap	D	Time	Sector 1	Sector 2	Sector 3	T. Spd	Elapsed
1		2:33.603	47.151	1:07.293	39.159	234.7	2:33.603	1		2:29.859	45.115	1:06.661	38.083	235.8	2:29.859
2		2:27.043	41.934	1:06.451	38.658	236.8	5:00.646	2		2:25.643	41.727	1:05.555	38.361	232.7	4:55.502
3		2:29.225	42.124	1:06.745	40.356	237.3	7:29.871	3		2:26.313	42.274	1:05.702	38.337	230.7	7:21.815
4			43.961	1:09.484		234.7		4		2:27.375	42.387	1:06.285	38.703	226.8	9:49.190

9 Everett Stack Dallara F324 TOM'S TGE 33

RT							Team Motopark								
Lap	D	Time	Sector 1	Sector 2	Sector 3	T. Spd	Elapsed	Lap	D	Time	Sector 1	Sector 2	Sector 3	T. Spd	Elapsed
1		2:31.109	45.602	1:06.970	38.537	234.7	2:31.109	5		2:30.434	43.084	1:07.994	39.356	225.9	12:19.624
2		2:26.322	42.126	1:05.613	38.583	235.2	4:57.431	6		2:30.898	43.795	1:08.341	38.762	224.0	14:50.522
3		2:27.815	42.220	1:06.405	39.190	229.2	7:25.246	7		2:30.755	42.913	1:08.333	39.509	226.8	17:21.277
4		2:29.747	43.287	1:07.338	39.122	223.1	9:54.993	8		2:35.183	43.640	1:11.659	39.884	225.4	19:56.460
5		2:30.545	43.317	1:07.850	39.378	223.6	12:25.538	9		2:33.668	43.479	1:10.759	39.430	225.4	22:30.128
6		2:37.632 P	43.475	1:07.954	46.203	221.7	15:03.170	10		2:33.886	43.428	1:11.175	39.283	224.5	25:04.014
7		2:44.915	55.490	1:09.142	40.283	224.5	17:48.085	11		2:31.707	43.317	1:09.465	38.925	225.9	27:35.721
8		2:35.768	43.775	1:11.841	40.152	223.1	20:23.853	12		2:32.900	43.285	1:08.054	41.561	225.4	30:08.621
9		2:34.575	43.323	1:11.566	39.686	225.9	22:58.428								
10		2:34.708	43.593	1:11.882	39.233	227.8	25:33.136								
11			43.682			225.9									





Spa Francorchamps
Euroformula Open
Race - 2
Lap Analysis



27

Jesse Carrasquedo

Dallara F324 TOM'S TGE 33 48

Genaro Trappa

Dallara F324 TOM'S TGE 33

Team Motopark RT

DRIVEX

Lap	D	Time	Sector 1	Sector 2	Sector 3	T. Spd	Elapsed	Lap	D	Time	Sector 1	Sector 2	Sector 3	T. Spd	Elapsed
1		2:31.739	46.637	1:06.503	38.599	235.8	2:31.739	1		2:28.178	44.667	1:05.015	38.496	230.2	2:28.178
2		2:27.938	42.035	1:07.662	38.241	239.4	4:59.677	2		2:26.976	42.145	1:05.798	39.033	235.8	4:55.154
3		2:28.758	42.226	1:07.134	39.398	234.2	7:28.435	3		2:34.479	42.686	1:10.710	41.083	231.2	7:29.633
4		2:29.363	42.514	1:07.651	39.198	231.7	9:57.798	4		2:32.839	42.855	1:09.812	40.172	233.2	10:02.472
5		2:30.170	42.783	1:08.232	39.155	232.2	12:27.968	5		2:32.934	43.668	1:09.554	39.712	230.7	12:35.406
6		2:31.073	42.626	1:08.862	39.585	230.7	14:59.041	6		2:35.472	43.660	1:11.550	40.262	231.2	15:10.878
7		2:37.383	43.923	1:13.265	40.195	232.2	17:36.424	7		2:33.148	43.073	1:10.057	40.018	233.7	17:44.026
8		2:37.368	44.394	1:13.221	39.753	228.8	20:13.792	8		2:36.417	42.971	1:13.201	40.245	232.7	20:20.443
9		2:36.683	43.895	1:12.810	39.978	229.7	22:50.475	9		2:37.553	43.728	1:14.140	39.685	232.2	22:57.996
10		2:35.484	43.856	1:12.298	39.330	226.8	25:25.959	10		2:35.047	43.328	1:12.108	39.611	231.2	25:33.043
11		2:32.497	43.671	1:09.799	39.027	229.2	27:58.456	11			43.749	1:29.804		226.8	
12		2:31.105	43.322	1:09.050	38.733	229.2	30:29.561								

37

Filippo Fiorentino

Dallara F324 TOM'S TGE 33

Jan Koller

Dallara F324 TOM'S TGE 33

RT

Team Motopark

DRIVEX

Lap	D	Time	Sector 1	Sector 2	Sector 3	T. Spd	Elapsed	Lap	D	Time	Sector 1	Sector 2	Sector 3	T. Spd	Elapsed
1		2:30.644	44.697	1:06.299	39.648	230.2	2:30.644	1		2:32.971	47.343	1:06.796	38.832	232.2	2:32.971
2		2:32.148	42.703	1:08.974	40.471	234.2	5:02.792	2		2:41.401 P	41.608	1:08.345	51.448	234.2	5:14.372
3		2:30.858	42.867	1:08.469	39.522	231.2	7:33.650	3		4:12.265	2:28.619	1:06.040	37.606	210.5	9:26.637
4		2:35.319	43.784	1:09.854	41.681	233.2	10:08.969	4		2:26.433	44.508	1:04.193	37.732	218.1	11:53.070
5		2:35.994	43.644	1:11.208	41.142	229.2	12:44.963	5		2:24.175	43.333	1:03.302	37.540	221.3	14:17.245
6		2:38.480	45.173	1:11.700	41.607	230.7	15:23.443	6		2:23.425	43.095	1:02.837	37.493	223.6	16:40.670
7		2:37.037	44.135	1:11.972	40.930	228.8	18:00.480	7		2:29.636	43.280	1:07.488	38.868	224.0	19:10.306
8		2:36.562	43.686	1:12.714	40.162	229.2	20:37.042	8		2:35.169	44.080	1:11.002	40.087	221.3	21:45.475
9		2:38.932	44.021	1:14.684	40.227	225.0	23:15.974	9		2:34.970	44.653	1:11.153	39.164	219.5	24:20.445
10		2:38.748	43.806	1:14.618	40.324	227.8	25:54.722	10		2:31.862	44.854	1:08.431	38.577	218.6	26:52.307
11		2:35.658	43.294	1:11.678	40.686	230.7	28:30.380	11		2:29.450	43.867	1:07.688	37.895	222.6	29:21.757
12		2:31.814	43.437	1:09.084	39.293	232.7	31:02.194	12		2:25.660	43.486	1:04.909	37.265	223.1	31:47.417

44

Diego de la Torre

Dallara F324 TOM'S TGE 33

Divy Nandan

Dallara F324 TOM'S TGE 33

Team Motopark

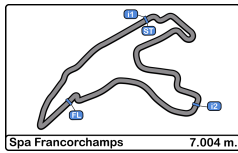
BVM Racing

Lap	D	Time	Sector 1	Sector 2	Sector 3	T. Spd	Elapsed	Lap	D	Time	Sector 1	Sector 2	Sector 3	T. Spd	Elapsed
1		2:30.877	44.818	1:08.025	38.034	226.8	2:30.877	1		2:34.891	48.809	1:06.391	39.691	238.9	2:34.891
2		2:27.123	42.695	1:05.984	38.444	240.5	4:58.000	2		2:28.186	42.500	1:06.421	39.265	225.9	5:03.077
3		2:32.500	41.914	1:08.868	41.718	238.9	7:30.500	3		2:30.724	42.813	1:08.654	39.257	238.4	7:33.801
4		2:45.116 P	43.109	1:09.855	52.152	231.7	10:15.616	4		2:31.973	42.516	1:09.278	40.179	237.8	10:05.774
5		3:55.031	2:12.929	1:04.264	37.838	226.8	14:10.647	5		2:31.350	43.652	1:08.573	39.125	235.8	12:37.124
6		2:20.969	42.103	1:01.722	37.144	235.8	16:31.616	6		2:30.435	43.330	1:08.120	38.985	235.2	15:07.559
7		2:22.987	41.534	1:04.441	37.012	236.3	18:54.603	7		2:31.682	43.171	1:08.742	39.769	233.2	17:39.241
8		2:24.581	41.813	1:05.676	37.092	236.3	21:19.184	8		2:36.770	43.839	1:12.992	39.939	233.2	20:16.011
9		2:24.500	41.580	1:05.834	37.086	236.8	23:43.684	9		2:36.889	43.630	1:13.574	39.685	232.2	22:52.900
10		2:23.861	41.676	1:05.637	36.548	237.8	26:07.545	10		2:35.453	43.645	1:12.540	39.268	231.7	25:28.353
11		2:21.253	41.139	1:03.449	36.665	240.0	28:28.798	11		2:32.175	43.280	1:10.121	38.774	233.7	28:00.528
12		2:18.208	41.129	1:00.959	36.120	237.8	30:47.006	12		2:29.586	42.701	1:08.661	38.224	234.7	30:30.114



CIRCUIT DE SPA FRANCORCHAMPS





Spa Francorchamps
Euroformula Open
Race - 2
Lap Analysis



58

Aaron Ferrazzano

Dallara F324 TOM'S TGE 33

RT

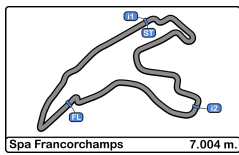
Neri Autosport

Lap	D	Time	Sector 1	Sector 2	Sector 3	T. Spd	Elapsed
1		2:33.586	46.382	1:07.549	39.655	234.2	2:33.586
2		2:32.215	43.707	1:08.791	39.717	231.2	5:05.801
3		2:31.958	43.544	1:09.152	39.262	230.7	7:37.759
4		2:33.034	43.909	1:09.425	39.700	228.3	10:10.793
5		2:34.442	43.978	1:10.113	40.351	227.3	12:45.235
6		2:33.500	44.361	1:09.263	39.876	226.8	15:18.735
7		2:33.299	43.668	1:10.103	39.528	228.8	17:52.034
8		2:36.505	43.559	1:12.951	39.995	228.8	20:28.539
9		2:35.687	43.881	1:12.546	39.260	230.2	23:04.226
10		2:34.565	44.001	1:11.566	38.998	226.8	25:38.791
11		2:31.578	43.431	1:09.697	38.450	229.2	28:10.369
12		2:29.689	43.191	1:08.091	38.407	229.2	30:40.058



CIRCUIT DE SPA
FRANCORCHAMPS





Spa Francorchamps
Euroformula Open
Race - 2



Analysis by Lap

Num	Lap Time	Gap
-----	----------	-----

Lap 1

10	2:27.026	
48	2:28.178	01.152
21	2:29.859	02.833
37	2:30.644	03.618
3	2:30.774	03.748
44	2:30.877	03.851
9	2:31.109	04.083
27	2:31.739	04.713
50	2:32.971	05.945
58	2:33.586	06.560
8	2:33.603	06.577
11	2:33.936	06.910
7	2:34.415	07.389
55	2:34.891	07.865

Num	Lap Time	Gap
-----	----------	-----

Lap 2

48	2:26.976	
21	2:25.643	00.348
10	2:28.656	00.528
9	2:26.322	02.277
3	2:26.903	02.523
44	2:27.123	02.846
27	2:27.938	04.523
8	2:27.043	05.492
11	2:27.392	06.174
37	2:32.148	07.638
55	2:28.186	07.923
7	2:28.781	08.042
58	2:32.215	10.647
50	2:41.401	19.218

Num	Lap Time	Gap
-----	----------	-----

Lap 3

21	2:26.313	
9	2:27.815	03.431
3	2:29.215	05.077
27	2:28.758	06.620
48	2:34.479	07.818
8	2:29.225	08.056
44	2:32.500	08.685
11	2:29.450	08.963
10	2:35.507	09.374
37	2:30.858	11.835
55	2:30.724	11.986
7	2:31.122	12.503
58	2:31.958	15.944
50	4:12.265	2:04.822

Num	Lap Time	Gap
-----	----------	-----

Lap 4

21	2:27.375	
9	2:29.747	05.803
3	2:28.465	06.167
27	2:29.363	08.608
48	2:32.839	13.282
11	2:34.643	16.231
10	2:34.352	16.351

Num	Lap Time	Gap
-----	----------	-----

Lap 5

55	2:31.973	16.584
37	2:35.319	19.779
58	2:33.034	21.603
44	2:45.116	26.426
7	2:43.391	28.519
50	2:26.433	2:03.880

Num	Lap Time	Gap
-----	----------	-----

Lap 6

21	2:30.434	
9	2:30.545	05.914
3	2:30.740	06.473
27	2:30.170	08.344
48	2:32.934	15.782
55	2:31.350	17.500
10	2:35.787	21.704
37	2:35.994	25.339
58	2:34.442	25.611
11	2:43.492	29.289
7	3:27.481	1:25.566
44	3:55.031	1:51.023
50	2:24.175	1:57.621

Num	Lap Time	Gap
-----	----------	-----

Lap 7

21	2:30.898	
3	2:32.511	08.086
27	2:31.073	08.519
9	2:37.632	12.648
55	2:30.435	17.037
48	2:35.472	20.356
10	2:33.156	23.962
58	2:33.500	28.213
37	2:38.480	32.921
7	2:26.109	1:20.777
11	3:28.677	1:27.068
44	2:20.969	1:41.094
50	2:23.425	1:50.148

Num	Lap Time	Gap
-----	----------	-----

Lap 8

21	2:30.755	
3	2:34.761	12.092
27	2:37.383	15.147
55	2:31.682	17.964
48	2:33.148	22.749
9	2:44.915	26.808
10	2:35.197	28.404
58	2:33.299	30.757
37	2:37.037	39.203
7	2:27.366	1:17.388
11	2:25.223	1:21.536
44	2:22.987	1:33.326
50	2:29.636	1:49.029

Num	Lap Time	Gap
-----	----------	-----

Lap 9

21	2:30.434	
9	2:30.545	05.914
3	2:30.740	06.473
27	2:30.170	08.344
48	2:32.934	15.782
55	2:31.350	17.500
10	2:35.787	21.704
37	2:35.994	25.339
58	2:34.442	25.611
11	2:43.492	29.289
7	3:27.481	1:25.566
44	3:55.031	1:51.023
50	2:24.175	1:57.621

Num	Lap Time	Gap
-----	----------	-----

Lap 10

55	2:36.770	19.551
48	2:36.417	23.983
9	2:35.768	27.393
10	2:38.055	31.276
58	2:36.505	32.079
37	2:36.562	40.582
7	2:30.385	1:12.590
11	2:28.135	1:14.488
44	2:24.581	1:22.724
50	2:35.169	1:49.015

Num	Lap Time	Gap
-----	----------	-----

Lap 11

21	2:33.668	
3	2:37.450	16.428
27	2:36.683	20.347
55	2:36.889	22.772
48	2:37.553	27.868
9	2:34.575	28.300
10	2:36.078	33.686
58	2:35.687	34.098
37	2:38.932	45.846
7	2:30.044	1:08.966
11	2:28.840	1:09.660
44	2:24.500	1:13.556
50	2:34.970	1:50.317

Num	Lap Time	Gap
-----	----------	-----

Lap 12

21	2:33.886	
3	2:34.538	17.080
27	2:35.484	21.945
55	2:35.453	24.339
48	2:35.047	29.029
9	2:34.708	29.122
58	2:34.565	34.777
10	2:35.633	35.433
37	2:38.748	50.708
11	2:25.884	1:01.658
44	2:23.861	1:03.531
7	2:29.041	1:04.121
50	2:31.862	1:48.293

Num	Lap Time	Gap
-----	----------	-----

Lap 13

21	2:31.707	
3	2:33.203	18.576
27	2:32.497	22.735
55	2:32.175	24.807
58	2:31.578	34.648
10	2:33.538	37.264
44	2:21.253	53.077
11	2:23.311	53.262
37	2:35.658	54.659
7	2:23.485	55.899
50	2:29.450	1:46.036

Num	Lap Time	Gap
-----	----------	-----

Lap 14

21	2:31.707	
3	2:33.203	18.576
27	2:32.497	22.735
55	2:32.175	24.807
58	2:31.578	34.648
10	2:33.538	37.264
44	2:21.253	53.077
11	2:23.311	53.262
37	2:35.658	54.659
7	2:23.485	55.899
50	2:29.450	1:46.036

Num	Lap Time	Gap
-----	----------	-----

Lap 15

21	2:31.707	
3	2:33.203	18.576
27	2:32.497	22.735
55	2:32.175	24.807
58	2:31.578	34.648
10	2:33.538	37.264
44	2:21.253	53.077
11	2:23.311	53.262
37	2:35.658	54.659
7	2:23.485	55.899
50	2:29.450	1:46.036

Num	Lap Time	Gap
-----	----------	-----

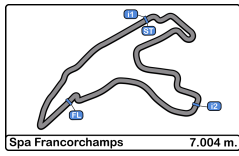
Lap 16

21	2:32.900	
----	----------	--



CIRCUIT DE SPA FRANCORCHAMPS





Spa Francorchamps
Euroformula Open
Race - 2
Best Sectors Results

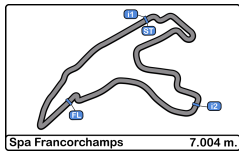


Sector - 1				Sector - 2				Sector - 3				Ideal Lap vs Best Lap			
Clas	Nº	Driver	Time	Nº	Driver	Time	Nº	Driver	Time	Clas	Nº	Driver	Ideal Lap	Best Lap	Clas
1	44	Diego de la Torre	41.129	44	Diego de la Torre	1:00.959	11	Alessandro Famularo	35.759	1	44	Diego de la Torre	2:18.208	2:18.208	1
2	11	Alessandro Famularo	41.559	7	Wiktor Dobrzański	1:02.319	44	Diego de la Torre	36.120	2	11	Alessandro Famularo	2:19.981	2:19.981	2
3	50	Jan Koller	41.608	11	Alessandro Famularo	1:02.663	7	Wiktor Dobrzański	36.584	3	7	Wiktor Dobrzański	2:21.224	2:21.224	3
4	21	Rui-Heng Yeh	41.727	50	Jan Koller	1:02.837	50	Jan Koller	37.265	4	50	Jan Koller	2:21.710	2:23.425	4
5	8	Alceu Feldmann	41.934	10	Lorenzo Castillo	1:04.444	21	Rui-Heng Yeh	38.083	5	21	Rui-Heng Yeh	2:25.365	2:25.643	5
6	27	Jesse Carrasquedo	42.035	48	Genaro Trappa	1:05.015	55	Divy Nandan	38.224	6	48	Genaro Trappa	2:25.656	2:26.976	8
7	3	Javier Herrera	42.048	21	Rui-Heng Yeh	1:05.555	27	Jesse Carrasquedo	38.241	7	10	Lorenzo Castillo	2:25.937	2:27.026	9
8	9	Everett Stack	42.126	9	Everett Stack	1:05.613	3	Javier Herrera	38.330	8	3	Javier Herrera	2:26.241	2:26.903	7
9	48	Genaro Trappa	42.145	3	Javier Herrera	1:05.863	10	Lorenzo Castillo	38.400	9	9	Everett Stack	2:26.276	2:26.322	6
10	7	Wiktor Dobrzański	42.321	37	Filippo Fiorentino	1:06.299	58	Aaron Ferrazzano	38.407	10	27	Jesse Carrasquedo	2:26.779	2:27.938	11
11	55	Divy Nandan	42.500	55	Divy Nandan	1:06.391	48	Genaro Trappa	38.496	11	8	Alceu Feldmann	2:27.043	2:27.043	10
12	37	Filippo Fiorentino	42.703	8	Alceu Feldmann	1:06.451	9	Everett Stack	38.537	12	55	Divy Nandan	2:27.115	2:28.186	12
13	10	Lorenzo Castillo	43.093	27	Jesse Carrasquedo	1:06.503	8	Alceu Feldmann	38.658	13	37	Filippo Fiorentino	2:28.295	2:30.644	14
14	58	Aaron Ferrazzano	43.191	58	Aaron Ferrazzano	1:07.549	37	Filippo Fiorentino	39.293	14	58	Aaron Ferrazzano	2:29.147	2:29.689	13



CIRCUIT DE SPA
FRANCORCHAMPS



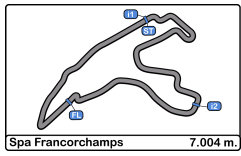


Spa Francorchamps
Euroformula Open
Race - 2
Leader Sequence



N°	Driver	Nat	Cat	Clas	Team	Nat	Vehicle	Start Lap	End Lap	Laps	Total Laps
10	Lorenzo Castillo	MEX	RT		Team Motopark	DEU	Dallara F324 TOM'S TGE 33	1	1	1	1
48	Genaro Trappa	ARG	RT		DRIVEX	ESP	Dallara F324 TOM'S TGE 33	2	2	1	1
21	Rui-Heng Yeh	TPE			Team Motopark	DEU	Dallara F324 TOM'S TGE 33	3	12	10	10





Spa Francorchamps
Euroformula Open
Race - 2
Best 5 Lap Times

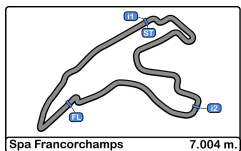


Cls	N°	Driver	Nat	Cat	Cls	Team	Nat	Vehicle	Best 1		Best 2		Best 3		Best 4		Best 5	
									Time	Lap	Time	Lap	Time	Lap	Time	Lap	Time	Lap
1	44	Diego de la Torre	MEX			Team Motopark	DEU	Dallara F324 TOM'S TGE 33	2:18.208	12	2:20.969	6	2:21.253	11	2:22.987	7	2:23.861	10
2	11	Alessandro	VEN			BVM Racing	ITA	Dallara F324 TOM'S TGE 33	2:19.981	12	2:23.311	11	2:25.223	7	2:25.884	10	2:27.392	2
3	7	Wiktor Dobrzański	POL	RT	1	Team Motopark	DEU	Dallara F324 TOM'S TGE 33	2:21.224	12	2:23.485	11	2:26.109	6	2:27.366	7	2:28.781	2
4	50	Jan Koller	CZE	RT	2	Team Motopark	DEU	Dallara F324 TOM'S TGE 33	2:23.425	6	2:24.175	5	2:25.660	12	2:26.433	4	2:29.450	11
5	21	Rui-Heng Yeh	TPE			Team Motopark	DEU	Dallara F324 TOM'S TGE 33	2:25.643	2	2:26.313	3	2:27.375	4	2:29.859	1	2:30.434	5
6	9	Everett Stack	USA			Team Motopark	DEU	Dallara F324 TOM'S TGE 33	2:26.322	2	2:27.815	3	2:29.747	4	2:30.545	5	2:31.109	1
7	3	Javier Herrera	MEX	RT	3	BVM Racing	ITA	Dallara F324 TOM'S TGE 33	2:26.903	2	2:28.465	4	2:29.215	3	2:30.740	5	2:30.774	1
8	48	Genaro Trappa	ARG	RT	4	DRIVEX	ESP	Dallara F324 TOM'S TGE 33	2:26.976	2	2:28.178	1	2:32.839	4	2:32.934	5	2:33.148	7
9	10	Lorenzo Castillo	MEX	RT	5	Team Motopark	DEU	Dallara F324 TOM'S TGE 33	2:27.026	1	2:28.656	2	2:33.156	6	2:33.538	11	2:33.950	12
10	8	Alceu Feldmann	BRA	RT	6	BVM Racing	ITA	Dallara F324 TOM'S TGE 33	2:27.043	2	2:29.225	3	2:33.603	1				
11	27	Jesse Carrasquedo	MEX			Team Motopark	DEU	Dallara F324 TOM'S TGE 33	2:27.938	2	2:28.758	3	2:29.363	4	2:30.170	5	2:31.073	6
12	55	Divy Nandan	IND			BVM Racing	ITA	Dallara F324 TOM'S TGE 33	2:28.186	2	2:29.586	12	2:30.435	6	2:30.724	3	2:31.350	5
13	58	Aaron Ferrazzano	BEL	RT	7	Neri Autosport	BEL	Dallara F324 TOM'S TGE 33	2:29.689	12	2:31.578	11	2:31.958	3	2:32.215	2	2:33.034	4
14	37	Filippo Fiorentino	BRA	RT	8	DRIVEX	ESP	Dallara F324 TOM'S TGE 33	2:30.644	1	2:30.858	3	2:31.814	12	2:32.148	2	2:35.319	4



CIRCUIT DE SPA
FRANCORCHAMPS





Spa Francorchamps
Euroformula Open
Race - 2
Best 5 Top Speeds



Clas	Nº	Driver	Nat	Cat	Cls	Team	Nat	Vehicle	Top 1		Top 2		Top 3		Top 4		Top 5		Avg
									Km/h	Lap	Km/h	Lap	Km/h	Lap	Km/h	Lap	Km/h	Lap	
1	11	Alessandro Famularo				BVM Racing		Dallara F324 TOM'S TGE 33	243.2	12	240.0	10	238.9	2	238.9	11	237.8	3	239.8
2	44	Diego de la Torre				Team Motopark		Dallara F324 TOM'S TGE 33	240.5	2	240.0	11	238.9	3	237.8	10	237.8	12	239.0
3	27	Jesse Carrasquedo				Team Motopark		Dallara F324 TOM'S TGE 33	239.4	2	235.8	1	234.2	3	232.2	5	232.2	7	234.8
4	55	Divy Nandan				BVM Racing		Dallara F324 TOM'S TGE 33	238.9	1	238.4	3	237.8	4	235.8	5	235.2	6	237.2
5	3	Javier Herrera		RT	1	BVM Racing		Dallara F324 TOM'S TGE 33	238.4	3	235.2	5	234.7	6	233.2	2	232.7	4	234.9
6	7	Wiktor Dobrzański		RT	2	Team Motopark		Dallara F324 TOM'S TGE 33	237.8	3	232.2	1	232.2	2	231.7	12	228.8	11	232.5
7	8	Alceu Feldmann		RT	3	BVM Racing		Dallara F324 TOM'S TGE 33	237.3	3	236.8	2	234.7	1	234.7	4			235.9
8	21	Rui-Heng Yeh				Team Motopark		Dallara F324 TOM'S TGE 33	235.8	1	232.7	2	230.7	3	226.8	4	226.8	7	230.6
9	48	Genaro Trappa		RT	4	DRIVEX		Dallara F324 TOM'S TGE 33	235.8	2	233.7	7	233.2	4	232.7	8	232.2	9	233.5
10	9	Everett Stack				Team Motopark		Dallara F324 TOM'S TGE 33	235.2	2	234.7	1	229.2	3	227.8	10	225.9	9	230.6
11	37	Filippo Fiorentino		RT	5	DRIVEX		Dallara F324 TOM'S TGE 33	234.2	2	233.2	4	232.7	12	231.2	3	230.7	6	232.4
12	50	Jan Koller		RT	6	Team Motopark		Dallara F324 TOM'S TGE 33	234.2	2	232.2	1	224.0	7	223.6	6	223.1	12	227.4
13	58	Aaron Ferrazzano		RT	7	Neri Autosport		Dallara F324 TOM'S TGE 33	234.2	1	231.2	2	230.7	3	230.2	9	229.2	11	231.1
14	10	Lorenzo Castillo		RT	8	Team Motopark		Dallara F324 TOM'S TGE 33	233.2	3	230.7	5	227.8	10	227.8	11	227.3	4	229.4

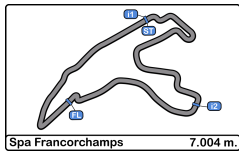


CIRCUIT DE SPA
FRANCORCHAMPS



Real Federación Española
de Automovilismo





Spa Francorchamps

Euroformula Open

Race - 2

Fastest Laps Sequence

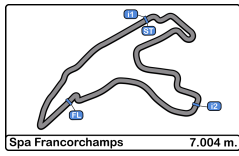


Lap	Time of Day	Session Time	Nº Driver	Nat	Cat	Team	Nat	Vehicle	Time	Km/h
2	9:44:00.949	4:54.949	48 Genaro Trappa		RT	DRIVEX		Dallara F324 TOM'S TGE 33	2:26.976	171.5
2	9:44:01.298	4:55.298	21 Rui-Heng Yeh			Team Motopark		Dallara F324 TOM'S TGE 33	2:25.643	173.1
5	9:53:23.040	14:17.040	50 Jan Koller		RT	Team Motopark		Dallara F324 TOM'S TGE 33	2:24.175	174.8
6	9:55:37.411	16:31.411	44 Diego de la Torre			Team Motopark		Dallara F324 TOM'S TGE 33	2:20.969	178.8
12	10:09:52.801	30:46.801	44 Diego de la Torre			Team Motopark		Dallara F324 TOM'S TGE 33	2:18.208	182.4



CIRCUIT DE SPA
FRANCORCHAMPS





Spa Francorchamps
Euroformula Open
Race - 2
Lap Chart



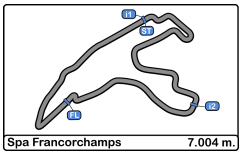
LAP

Nr	Pos	Grid	1	2	3	4	5	6	7	8	9	10	11	12
10	1	10	10	48	21	21	21	21	21	21	21	21	21	21
11	2	11	48	21	9	9	9	3	3	3	3	3	3	3
37	3	37	21	10	3	3	3	27	27	27	27	27	27	27
48	4	48	37	9	27	27	27	9	55	55	55	55	55	55
9	5	9	3	3	48	48	48	55	48	48	48	48	58	58
3	6	3	44	44	8	11	55	48	9	9	9	9	10	10
44	7	44	9	27	44	10	10	10	10	10	10	58	44	44
21	8	21	27	8	11	55	37	58	58	58	58	10	11	11
58	9	58	50	11	10	37	58	37	37	37	37	37	37	7
55	10	55	58	37	37	58	11	7	7	7	7	11	7	37
8	11	8	8	55	55	44	7	11	11	11	11	44	50	50
7	12	7	11	7	7	7	44	44	44	44	44	7		
27	13	27	7	58	58	50	50	50	50	50	50	50		
50	14	50	55	50	50									

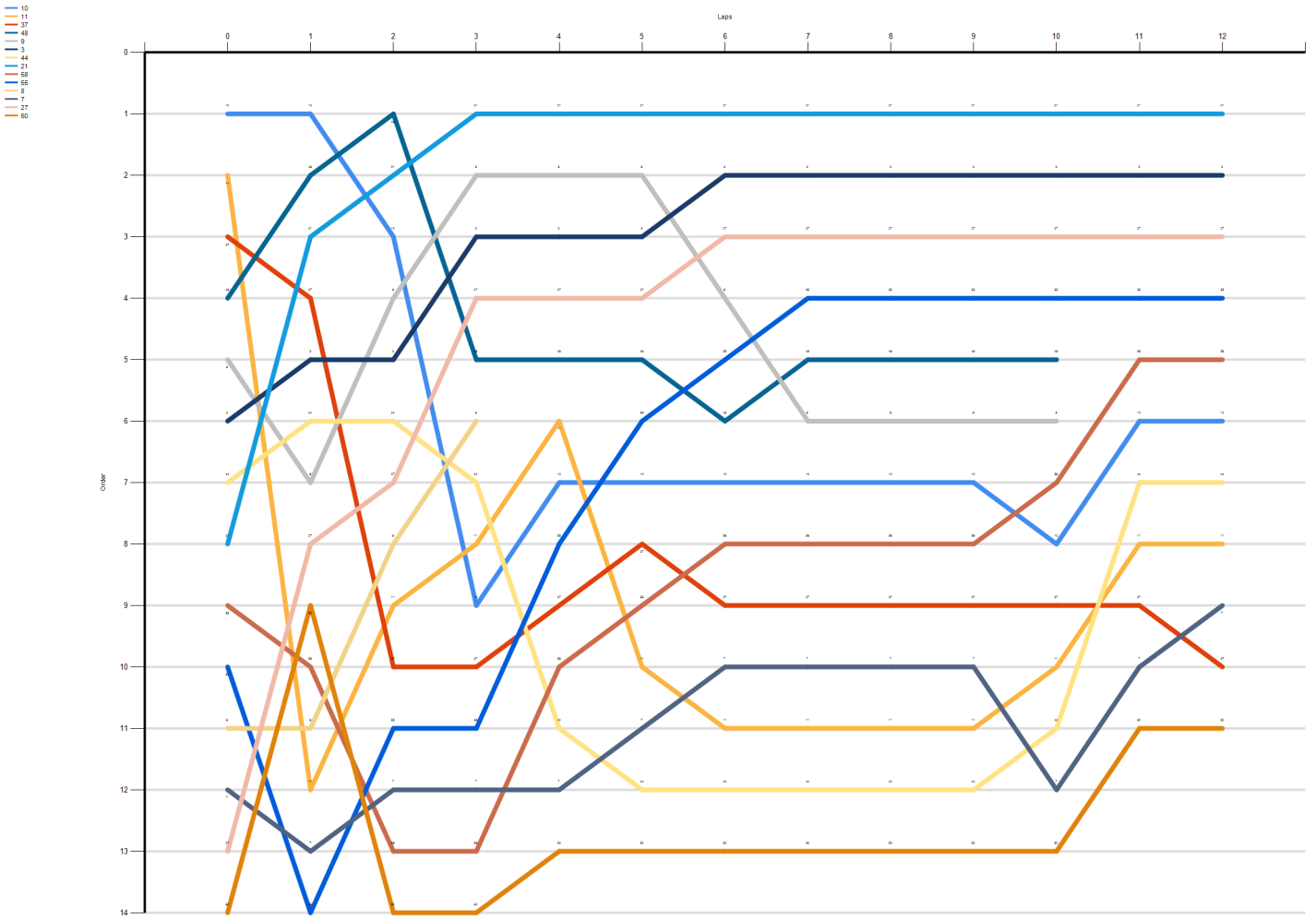


CIRCUIT DE SPA
FRANCORCHAMPS



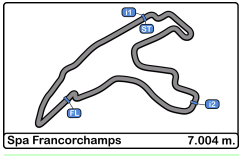


Spa Francorchamps
Euroformula Open
Race - 2
Graphic Lap Chart



CIRCUIT DE SPA
FRANCORCHAMPS





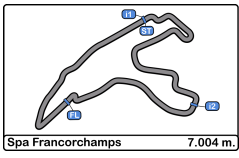
Spa Francorchamps
Euroformula Open
Race - 2
Pit Stop Analysis



Spa Francorchamps 7.004 m.

Ord.	Nr.	In Day Time	Driver	Nat	Team	Nat	Vehicle	Cat	In Time	Stop N°	Pit Time	Handicap	Diff.
1	9	9:54:03.620	Everett Stack		Team Motopark		Dallara F324 TOM'S TGE 33		14:57.825	1	23.871		

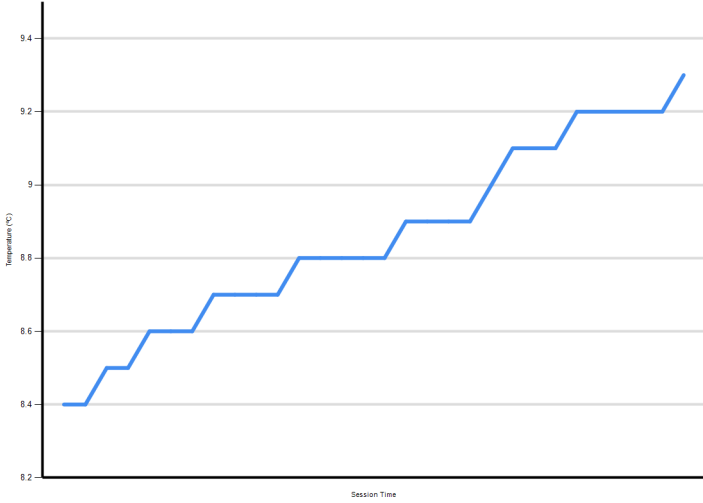




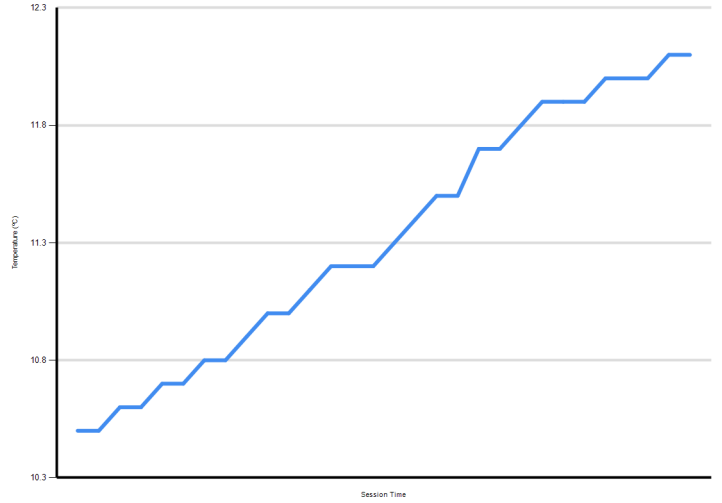
Spa Francorchamps
Euroformula Open
Race - 2
Weather Report



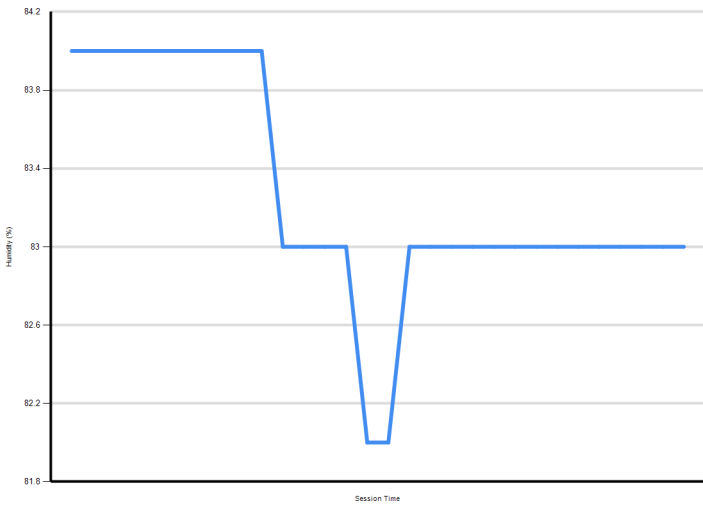
Air Temperature



Track Temperature



Humidity



Pressure

