

Red Bull Ring
Euroformula Open
Race - 2
Provisional Results



Clas	Nº	Driver	Nat	Cat	Clas	Team	Nat	Vehicle	Laps	Total Time	Gap	Interval	Km/h	Best	Time	Km/h
1	21	Yevan David		R	1	Team Motopark		DEU Dallara F324 TOM'S TGE 33	20	30:21.610			170.9	13	1:24.396	184.5
2	23	Michael Shin				Team Motopark		DEU Dallara F324 TOM'S TGE 33	20	30:26.745	5.135	5.135	170.5	20	1:24.188	184.9
3	3	Tymek Kucharczyk				BVM Racing		ITA Dallara F324 TOM'S TGE 33	20	30:37.423	15.813	10.678	169.5	8	1:24.557	184.1
4	99	José Garfias				Team Motopark		DEU Dallara F324 TOM'S TGE 33	20	30:37.628	16.018	0.205	169.4	10	1:24.779	183.6
5	44	Diego de la Torre				Team Motopark		DEU Dallara F324 TOM'S TGE 33	20	30:38.620	17.010	0.992	169.4	10	1:24.984	183.2
6	24	Ed Pearson				Nielsen Racing		GBR Dallara F324 TOM'S TGE 33	20	30:40.080	18.470	1.460	169.2	10	1:25.202	182.7
7	4	Alessandro Famularo				BVM Racing		ITA Dallara F324 TOM'S TGE 33	20	30:40.347	18.737	0.267	169.2	17	1:24.975	183.2
8	9 *	Everett Stack		R	2	Team Motopark		DEU Dallara F324 TOM'S TGE 33	20	30:42.089	20.479	1.742	169.0	4	1:24.791	183.6
9	11 *	Luca Viisoreanu		R	3	Team Motopark		DEU Dallara F324 TOM'S TGE 33	20	30:52.577	30.967	10.488	168.1	17	1:25.233	182.7
10	7 *	Francisco Soldavini		R	4	Nielsen Racing		GBR Dallara F324 TOM'S TGE 33	20	31:02.571	40.961	9.994	167.2	10	1:26.090	180.8
11	212 *	Paolo Brajnik		GC	1	NV Racing		SRB Dallara F324 TOM'S TGE 33	20	31:19.980	58.370	17.409	165.6	19	1:27.419	178.1
Not classified: (Requirements: 75% of number laps of leader = 15 Laps)																
	27	Ricardo Baptista		R		Nielsen Racing		GBR Dallara F324 TOM'S TGE 33	3	4:36.471	17 Laps	17 Laps	168.9	2	1:29.364	174.2

Fastest lap Michael Shin in 1:24.188 at 184.9 Km/h in lap 20

*** PENALTIES**

STEWARDS DECISION CAR 11 - 10 SECONDS TIME PENALTY ADDED TO RACE TIME

STEWARDS DECISION CAR 7 - 5 SECONDS TIME PENALTY ADDED TO RACE TIME - TL

STEWARDS DECISION CAR 9 - 5 SECONDS TIME PENALTY ADDED TO RACE TIME - TL

STEWARDS DECISION CAR 212 - 5 SECONDS TIME PENALTY ADDED TO RACE TIME - TL

Published at:.....

Track Temp: 18.0 °C Air Temp: 14.4 °C Humidity: 76 % Track Status: DRY

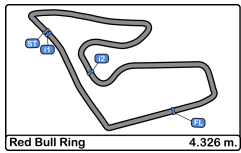
Race Director:

Neus Santamaría Sanromà

Timekeeper:

Luis Garcia





Red Bull Ring
Euroformula Open
Race - 2



Provisional Results by Category

Clas	Nº	Driver	Nat	Cat	Clas	Team	Nat	Vehicle	Laps	Total Time	Gap	Interval	Km/h	Best	Time	Km/h
1	23	Michael Shin		KOR		Team Motopark		Dallara F324 TOM'S TGE 33	20	30:26.745			170.5	20	1:24.188	184.9
2	3	Tymek Kucharczyk		POL		BVM Racing		Dallara F324 TOM'S TGE 33	20	30:37.423	10.678	10.678	169.5	8	1:24.557	184.1
3	99	José Garfias		MEX		Team Motopark		Dallara F324 TOM'S TGE 33	20	30:37.628	10.883	0.205	169.4	10	1:24.779	183.6
4	44	Diego de la Torre		MEX		Team Motopark		Dallara F324 TOM'S TGE 33	20	30:38.620	11.875	0.992	169.4	10	1:24.984	183.2
5	24	Ed Pearson		GBR		Nielsen Racing		Dallara F324 TOM'S TGE 33	20	30:40.080	13.335	1.460	169.2	10	1:25.202	182.7
6	4	Alessandro Famularo		VEN		BVM Racing		Dallara F324 TOM'S TGE 33	20	30:40.347	13.602	0.267	169.2	17	1:24.975	183.2

Rookie

Clas	Nº	Driver	Nat	Cat	Clas	Team	Nat	Vehicle	Laps	Total Time	Gap	Interval	Km/h	Best	Time	Km/h	
1	21	Yevan David		LKA	R	1	Team Motopark		Dallara F324 TOM'S TGE 33	20	30:21.610			170.9	13	1:24.396	184.5
2	9 *	Everett Stack		USA	R	2	Team Motopark		Dallara F324 TOM'S TGE 33	20	30:42.089	20.479	20.479	169.0	4	1:24.791	183.6
3	11 *	Luca Viisoreanu		ROU	R	3	Team Motopark		Dallara F324 TOM'S TGE 33	20	30:52.577	30.967	10.488	168.1	17	1:25.233	182.7
4	7 *	Francisco Soldavini		ARG	R	4	Nielsen Racing		Dallara F324 TOM'S TGE 33	20	31:02.571	40.961	9.994	167.2	10	1:26.090	180.8

Not classified: (Requirements: 75% of number laps of leader = 15 Laps)

27	Ricardo Baptista		BRA	R	5	Nielsen Racing		Dallara F324 TOM'S TGE 33	3	4:36.471	17 Laps	17 Laps	168.9	2	1:29.364	174.2
----	------------------	--	-----	---	---	----------------	--	---------------------------	---	-----------------	---------	---------	-------	---	----------	-------

GC

Clas	Nº	Driver	Nat	Cat	Clas	Team	Nat	Vehicle	Laps	Total Time	Gap	Interval	Km/h	Best	Time	Km/h	
1	212 *	Paolo Brajnik		SRB	GC	1	NV Racing		Dallara F324 TOM'S TGE 33	20	31:19.980			165.6	19	1:27.419	178.1

Fastest lap Michael Shin in 1:24.188 at 184.9 Km/h in lap 20

*** PENALTIES**

STEWARDS DECISION CAR 11 - 10 SECONDS TIME PENALTY ADDED TO RACE TIME

STEWARDS DECISION CAR 7 - 5 SECONDS TIME PENALTY ADDED TO RACE TIME - TL

STEWARDS DECISION CAR 9 - 5 SECONDS TIME PENALTY ADDED TO RACE TIME - TL

STEWARDS DECISION CAR 212 - 5 SECONDS TIME PENALTY ADDED TO RACE TIME - TL

Published at:.....

Track Temp: **18.0 °C** Air Temp: **14.4 °C** Humidity: **76 %** Track Status: **DRY**

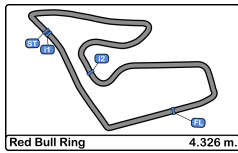
Race Director:

Neus Santamaría Sanromà

Timekeeper:

Luis Garcia





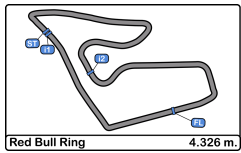
Red Bull Ring
Euroformula Open
Race - 2



Provisional Classification by Driver Fastest Lap

Cl	Nº	Entrant/Team	Nat	Vehicle	Driver	Nat	Cat	Cl	Laps	Best	Time	Gap	Interval	Km/h
1	23	Team Motopark		Dallara F324 TOM'S TGE 33	Michael Shin				20	20	1:24.188			184.9
2	21	Team Motopark		Dallara F324 TOM'S TGE 33	Yevan David		R	1	20	13	1:24.396	0.208	0.208	184.5
3	3	BVM Racing		Dallara F324 TOM'S TGE 33	Tymek Kucharczyk				20	8	1:24.557	0.369	0.161	184.1
4	99	Team Motopark		Dallara F324 TOM'S TGE 33	José Garfias				20	10	1:24.779	0.591	0.222	183.6
5	9	Team Motopark		Dallara F324 TOM'S TGE 33	Everett Stack		R	2	20	4	1:24.791	0.603	0.012	183.6
6	4	BVM Racing		Dallara F324 TOM'S TGE 33	Alessandro Famularo				20	17	1:24.975	0.787	0.184	183.2
7	44	Team Motopark		Dallara F324 TOM'S TGE 33	Diego de la Torre				20	10	1:24.984	0.796	0.009	183.2
8	24	Nielsen Racing		Dallara F324 TOM'S TGE 33	Ed Pearson				20	10	1:25.202	1.014	0.218	182.7
9	11	Team Motopark		Dallara F324 TOM'S TGE 33	Luca Viisoreanu		R	3	20	17	1:25.233	1.045	0.031	182.7
10	7	Nielsen Racing		Dallara F324 TOM'S TGE 33	Francisco Soldavini		R	4	20	10	1:26.090	1.902	0.857	180.8
11	212	NV Racing		Dallara F324 TOM'S TGE 33	Paolo Brajnik		GC	1	20	19	1:27.419	3.231	1.329	178.1
12	27	Nielsen Racing		Dallara F324 TOM'S TGE 33	Ricardo Baptista		R	5	3	2	1:29.364	5.176	1.945	174.2





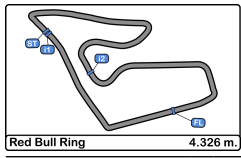
Red Bull Ring
Euroformula Open
Race - 2



Distance and Speed Average

Clas	Nº	Driver	Nat	Cat	Clas	Team	Nat	Vehicle	Laps	Distance	Total Time	Km/h
1	21	Yevan David		R	1	Team Motopark		Dallara F324 TOM'S TGE 33	20	86.52	30:21.610	170.9
2	23	Michael Shin				Team Motopark		Dallara F324 TOM'S TGE 33	20	86.52	30:26.745	170.5
3	3	Tymek Kucharczyk				BVM Racing		Dallara F324 TOM'S TGE 33	20	86.52	30:37.423	169.5
4	99	José Garfías				Team Motopark		Dallara F324 TOM'S TGE 33	20	86.52	30:37.628	169.4
5	44	Diego de la Torre				Team Motopark		Dallara F324 TOM'S TGE 33	20	86.52	30:38.620	169.4
6	24	Ed Pearson				Nielsen Racing		Dallara F324 TOM'S TGE 33	20	86.52	30:40.080	169.2
7	4	Alessandro Famularo				BVM Racing		Dallara F324 TOM'S TGE 33	20	86.52	30:40.347	169.2
8	9	Everett Stack		R	2	Team Motopark		Dallara F324 TOM'S TGE 33	20	86.52	30:42.089	169.0
9	11	Luca Viisoreanu		R	3	Team Motopark		Dallara F324 TOM'S TGE 33	20	86.52	30:52.577	168.1
10	7	Francisco Soldavini		R	4	Nielsen Racing		Dallara F324 TOM'S TGE 33	20	86.52	31:02.571	167.2
11	212	Paolo Brajnik		GC	1	NV Racing		Dallara F324 TOM'S TGE 33	20	86.52	31:19.980	165.6
12	27	Ricardo Baptista		R	5	Nielsen Racing		Dallara F324 TOM'S TGE 33	3	12.97	4:36.471	168.9





Red Bull Ring Euroformula Open Race - 2 Lap Analysis

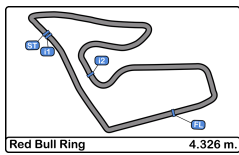


3 Tymek Kucharczyk Dallara F324 TOM'S TGE 33 **7** Francisco Soldavini Dallara F324 TOM'S TGE 33
 BVM Racing Rookie Nielsen Racing

Lap D	Time	Sector 1	Sector 2	Sector 3	T. Spd	Elapsed	Lap D	Time	Sector 1	Sector 2	Sector 3	T. Spd	Elapsed
1	1:30.983	24.994	40.208	25.781	226.8	1:30.983	1	1:34.362	27.909	40.025	26.428	228.3	1:34.362
2	1:26.247	21.889	39.073	25.285	231.2	2:57.230	2	1:27.408	22.209	39.178	26.021	228.3	3:01.770
3	1:25.858	21.766	38.861	25.231	230.7	4:23.088	3	1:26.942	22.148	38.826	25.968	227.3	4:28.712
4	1:25.061	21.768	38.192	25.101	231.2	5:48.149	4	1:26.616	22.010	38.694	25.912	226.8	5:55.328
5	2:12.076	30.544	59.027	42.505	139.5	8:00.225	5	2:10.660	29.261	58.369	43.030	135.3	8:05.988
6	2:37.859	36.732	1:12.150	48.977	149.3	10:38.084	6	2:35.276	36.917	1:09.888	48.471	133.8	10:41.264
7	1:25.829	21.819	38.870	25.140	230.7	12:03.913	7	1:27.263	22.324	39.170	25.769	229.7	12:08.527
8	1:24.557	21.695	37.907	24.955	229.7	13:28.470	8	1:26.422	22.078	38.706	25.638	228.3	13:34.949
9	1:25.177	21.838	38.190	25.149	230.7	14:53.647	9	1:26.403	22.114	38.472	25.817	229.2	15:01.352
10	1:24.932	21.811	38.163	24.958	230.7	16:18.579	10	1:26.090	21.986	38.518	25.586	228.8	16:27.442
11	1:26.219	21.861	39.077	25.281	223.6	17:44.798	11	1:26.139	21.922	38.521	25.696	227.8	17:53.581
12	1:25.443	21.818	38.169	25.456	229.7	19:10.241	12	1:30.367	22.037	42.166	26.164	228.3	19:23.948
13	1:26.188	21.822	38.713	25.653	231.2	20:36.429	13	1:27.180	22.104	38.774	26.302	225.9	20:51.128
14	1:25.467	21.718	38.418	25.331	229.7	22:01.896	14	1:26.915	22.184	38.636	26.095	226.4	22:18.043
15	1:25.830	21.746	38.790	25.294	229.7	23:27.726	15	1:26.887	22.072	38.769	26.046	225.4	23:44.930
16	1:25.211	21.677	38.091	25.443	229.7	24:52.937	16	1:26.557	22.165	38.420	25.972	225.4	25:11.487
17	1:26.061	21.698	38.907	25.456	229.2	26:18.998	17	1:26.534	22.020	38.425	26.089	225.9	26:38.021
18	1:26.409	21.781	38.805	25.823	230.2	27:45.407	18	1:26.678	22.200	38.554	25.924	225.9	28:04.699
19	1:25.876	21.947	38.730	25.199	228.3	29:11.283	19	1:26.591	22.013	38.558	26.020	226.4	29:31.290
20	1:26.140	21.865	38.823	25.452	230.2	30:37.423	20	1:26.281	21.925	38.376	25.980	227.3	30:57.571

4 Alessandro Famularo Dallara F324 TOM'S TGE 33 **9** Everett Stack Dallara F324 TOM'S TGE 33
 BVM Racing Rookie Team Motopark

Lap D	Time	Sector 1	Sector 2	Sector 3	T. Spd	Elapsed	Lap D	Time	Sector 1	Sector 2	Sector 3	T. Spd	Elapsed
1	1:33.460	27.326	39.904	26.230	224.5	1:33.460	1	1:30.613	25.264	39.652	25.697	228.3	1:30.613
2	1:27.162	22.591	38.812	25.759	225.0	3:00.622	2	1:26.265	22.058	38.715	25.492	227.3	2:56.878
3	1:26.307	22.296	38.542	25.469	225.9	4:26.929	3	1:25.905	21.997	38.507	25.401	225.0	4:22.783
4	1:25.939	22.288	38.273	25.378	225.0	5:52.868	4	1:24.791	21.840	37.793	25.158	227.3	5:47.574
5	2:12.490	30.784	58.452	43.254	133.8	8:05.358	5	2:11.848	30.234	59.256	42.358	126.6	7:59.422
6	2:35.249	36.790	1:09.911	48.548	131.7	10:40.607	6	2:38.283	36.544	1:12.318	49.421	135.0	10:37.705
7	1:26.962	22.539	38.918	25.505	225.4	12:07.569	7	1:25.357	21.989	38.152	25.216	227.8	12:03.062
8	1:26.507	22.174	38.774	25.559	225.9	13:34.076	8	1:25.056	21.965	38.000	25.091	227.3	13:28.118
9	1:26.124	22.265	38.598	25.261	225.9	15:00.200	9	1:25.218	21.851	38.217	25.150	227.8	14:53.336
10	1:25.971	22.220	38.419	25.332	225.9	16:26.171	10	1:24.966	21.829	37.873	25.264	227.3	16:18.302
11	1:25.742	22.164	38.325	25.253	224.5	17:51.913	11	1:25.591	22.053	38.363	25.175	226.4	17:43.893
12	1:25.422	22.080	38.148	25.194	225.0	19:17.335	12	1:25.631	21.953	38.424	25.254	226.8	19:09.524
13	1:25.412	22.033	38.025	25.354	225.4	20:42.747	13	1:26.465	22.250	38.695	25.520	227.3	20:35.989
14	1:25.327	22.128	38.029	25.170	225.0	22:08.074	14	1:25.654	21.785	38.516	25.353	228.3	22:01.643
15	1:25.418	22.014	38.069	25.335	225.4	23:33.492	15	1:25.579	21.819	38.418	25.342	226.8	23:27.222
16	1:25.160	21.975	37.948	25.237	226.4	24:58.652	16	1:25.302	21.814	37.983	25.505	226.8	24:52.524
17	1:24.975	21.923	37.884	25.168	226.4	26:23.627	17	1:25.993	22.120	38.354	25.519	226.8	26:18.517
18	1:25.180	21.905	37.969	25.306	228.3	27:48.807	18	1:26.222	21.991	38.565	25.666	225.4	27:44.739
19	1:25.708	22.020	38.224	25.464	228.3	29:14.515	19	1:26.157	22.130	38.297	25.730	225.4	29:10.896
20	1:25.832	21.868	38.313	25.651	228.3	30:40.347	20	1:26.193	22.063	38.505	25.625	224.5	30:37.089



Red Bull Ring
Euroformula Open
Race - 2
Lap Analysis



44

Diego de la Torre

Dallara F324 TOM'S TGE 33

212

Paolo Brajnik

Dallara F324 TOM'S TGE 33

Team Motopark GC

NV Racing

Lap	D	Time	Sector 1	Sector 2	Sector 3	T. Spd	Elapsed	Lap	D	Time	Sector 1	Sector 2	Sector 3	T. Spd	Elapsed
1		1:32.194	25.990	40.011	26.193	219.9	1:32.194	1		1:37.242	29.216	41.270	26.756	223.6	1:37.242
2		1:26.530	22.192	38.725	25.613	228.3	2:58.724	2		1:29.423	23.113	40.070	26.240	223.6	3:06.665
3		1:25.857	21.931	38.462	25.464	228.3	4:24.581	3		1:29.963	23.472	40.052	26.439	224.5	4:36.628
4		1:25.444	21.969	38.208	25.267	227.8	5:50.025	4		1:30.289	22.679	39.546	28.064	222.6	6:06.917
5		2:12.288	31.418	58.742	42.128	156.0	8:02.313	5		2:00.090	23.864	53.431	42.795	197.8	8:07.007
6		2:37.076	37.493	1:10.953	48.630	131.7	10:39.389	6		2:34.951	36.809	1:10.558	47.584	142.1	10:41.958
7		1:26.507	22.068	38.880	25.559	229.2	12:05.896	7		1:29.165	22.971	39.807	26.387	228.3	12:11.123
8		1:25.487	21.952	38.380	25.155	228.8	13:31.383	8		1:27.680	22.362	38.881	26.437	224.0	13:38.803
9		1:25.141	21.852	38.125	25.164	227.8	14:56.524	9		1:27.669	22.516	38.882	26.271	224.5	15:06.472
10		1:24.984	21.798	37.937	25.249	227.8	16:21.508	10		1:28.352	22.467	39.150	26.735	224.5	16:34.824
11		1:25.137	21.783	37.915	25.439	227.8	17:46.645	11		1:28.445	22.559	39.038	26.848	224.0	18:03.269
12		1:25.103	21.748	38.091	25.264	227.8	19:11.748	12		1:28.550	22.409	39.484	26.657	223.6	19:31.819
13		1:25.476	21.760	38.188	25.528	228.8	20:37.224	13		1:28.502	22.498	39.276	26.728	223.6	21:00.321
14		1:25.834	21.912	38.449	25.473	228.3	22:03.058	14		1:28.078	22.428	39.078	26.572	224.0	22:28.399
15		1:25.912	21.742	38.343	25.827	228.3	23:28.970	15		1:27.798	22.332	38.815	26.651	224.0	23:56.197
16		1:25.533	22.004	38.046	25.483	227.8	24:54.503	16		1:27.781	22.362	38.897	26.522	224.5	25:23.978
17		1:25.708	21.899	38.266	25.543	227.8	26:20.211	17		1:27.526	22.213	38.866	26.447	224.5	26:51.504
18		1:25.884	21.805	38.270	25.809	227.3	27:46.095	18		1:27.466	22.302	38.900	26.264	224.0	28:18.970
19		1:26.251	21.965	38.618	25.668	228.3	29:12.346	19		1:27.419	22.229	38.987	26.203	225.0	29:46.389
20		1:26.274	21.810	38.516	25.948	227.3	30:38.620	20		1:28.591	22.451	38.837	27.303	224.5	31:14.980

99

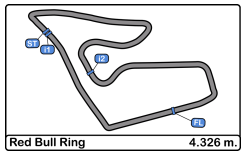
José Garfias

Dallara F324 TOM'S TGE 33

Team Motopark

Lap	D	Time	Sector 1	Sector 2	Sector 3	T. Spd	Elapsed
1		1:31.779	25.898	39.828	26.053	224.0	1:31.779
2		1:26.382	22.153	38.551	25.678	228.3	2:58.161
3		1:25.921	21.954	38.445	25.522	228.8	4:24.082
4		1:25.197	21.807	38.190	25.200	229.7	5:49.279
5		2:12.516	31.329	58.955	42.232	150.0	8:01.795
6		2:37.031	37.164	1:11.319	48.548	147.9	10:38.826
7		1:26.097	22.165	38.448	25.484	228.8	12:04.923
8		1:25.090	21.907	37.992	25.191	229.7	13:30.013
9		1:24.857	21.862	38.043	24.952	229.2	14:54.870
10		1:24.779	21.737	37.959	25.083	229.2	16:19.649
11		1:25.545	21.659	38.526	25.360	230.7	17:45.194
12		1:25.391	21.822	38.182	25.387	231.2	19:10.585
13		1:26.165	21.954	38.462	25.749	230.2	20:36.750
14		1:25.566	21.775	38.344	25.447	231.2	22:02.316
15		1:25.949	21.803	38.621	25.525	230.7	23:28.265
16		1:25.042	21.714	38.262	25.066	229.7	24:53.307
17		1:25.912	21.942	38.561	25.409	230.2	26:19.219
18		1:26.363	21.805	38.787	25.771	233.2	27:45.582
19		1:26.061	21.885	38.927	25.249	232.2	29:11.643
20		1:25.985	21.870	38.850	25.265	230.7	30:37.628



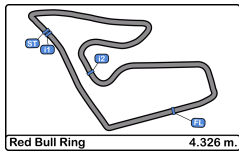


Red Bull Ring
Euroformula Open
Race - 2
Best Sectors Results



Sector - 1			Sector - 2			Sector - 3			Ideal Lap vs Best Lap						
Clas	Nº	Driver	Time	Nº	Driver	Time	Nº	Driver	Time	Clas	Nº	Driver	Ideal Lap	Best Lap	Clas
1	99	José Garfias	21.659	23	Michael Shin	37.622	21	Yevan David	24.773	1	23	Michael Shin	1:24.178	1:24.188	1
2	23	Michael Shin	21.663	21	Yevan David	37.693	23	Michael Shin	24.893	2	21	Yevan David	1:24.254	1:24.396	2
3	3	Tymek Kucharczyk	21.677	9	Everett Stack	37.793	99	José Garfias	24.952	3	3	Tymek Kucharczyk	1:24.539	1:24.557	3
4	44	Diego de la Torre	21.742	4	Alessandro Famularo	37.884	3	Tymek Kucharczyk	24.955	4	99	José Garfias	1:24.570	1:24.779	4
5	24	Ed Pearson	21.764	3	Tymek Kucharczyk	37.907	9	Everett Stack	25.091	5	9	Everett Stack	1:24.669	1:24.791	5
6	9	Everett Stack	21.785	44	Diego de la Torre	37.915	44	Diego de la Torre	25.155	6	44	Diego de la Torre	1:24.812	1:24.984	7
7	11	Luca Viisoreanu	21.786	99	José Garfias	37.959	4	Alessandro Famularo	25.168	7	4	Alessandro Famularo	1:24.920	1:24.975	6
8	21	Yevan David	21.788	11	Luca Viisoreanu	38.003	24	Ed Pearson	25.204	8	11	Luca Viisoreanu	1:25.097	1:25.233	9
9	4	Alessandro Famularo	21.868	24	Ed Pearson	38.138	11	Luca Viisoreanu	25.308	9	24	Ed Pearson	1:25.106	1:25.202	8
10	7	Francisco Soldavini	21.922	7	Francisco Soldavini	38.376	7	Francisco Soldavini	25.586	10	7	Francisco Soldavini	1:25.884	1:26.090	10
11	212	Paolo Brajnik	22.213	212	Paolo Brajnik	38.815	212	Paolo Brajnik	26.203	11	212	Paolo Brajnik	1:27.231	1:27.419	11
12	27	Ricardo Baptista	22.931	27	Ricardo Baptista	39.561	27	Ricardo Baptista	26.527	12	27	Ricardo Baptista	1:29.019	1:29.364	12



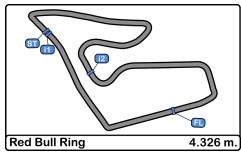


Red Bull Ring
Euroformula Open
Race - 2
Leader Sequence



N°	Driver	Nat	Cat	Clas	Team	Nat	Vehicle	Start Lap	End Lap	Laps	Total Laps
21	Yevan David		R		Team Motopark		Dallara F324 TOM'S TGE 33	1	20	20	20



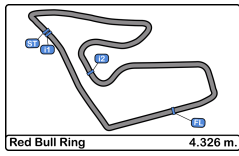


Red Bull Ring
Euroformula Open
Race - 2
Best 5 Lap Times



Cls	N°	Driver	Nat	Cat	Cls	Team	Nat	Vehicle	Best 1		Best 2		Best 3		Best 4		Best 5	
									Time	Lap	Time	Lap	Time	Lap	Time	Lap	Time	Lap
1	23	Michael Shin				Team Motopark		Dallara F324 TOM'S TGE 33	1:24.188	20	1:24.414	17	1:24.446	19	1:24.469	16	1:24.543	18
2	21	Yevan David		R	1	Team Motopark		Dallara F324 TOM'S TGE 33	1:24.396	13	1:24.459	14	1:24.465	12	1:24.479	20	1:24.490	10
3	3	Tymek Kucharczyk				BVM Racing		Dallara F324 TOM'S TGE 33	1:24.557	8	1:24.932	10	1:25.061	4	1:25.177	9	1:25.211	16
4	99	José Garfias				Team Motopark		Dallara F324 TOM'S TGE 33	1:24.779	10	1:24.857	9	1:25.042	16	1:25.090	8	1:25.197	4
5	9	Everett Stack		R	2	Team Motopark		Dallara F324 TOM'S TGE 33	1:24.791	4	1:24.966	10	1:25.056	8	1:25.218	9	1:25.302	16
6	4	Alessandro				BVM Racing		Dallara F324 TOM'S TGE 33	1:24.975	17	1:25.160	16	1:25.180	18	1:25.327	14	1:25.412	13
7	44	Diego de la Torre				Team Motopark		Dallara F324 TOM'S TGE 33	1:24.984	10	1:25.103	12	1:25.137	11	1:25.141	9	1:25.444	4
8	24	Ed Pearson				Nielsen Racing		Dallara F324 TOM'S TGE 33	1:25.202	10	1:25.366	13	1:25.453	12	1:25.533	9	1:25.611	19
9	11	Luca Viisoreanu		R	3	Team Motopark		Dallara F324 TOM'S TGE 33	1:25.233	17	1:25.349	20	1:25.350	16	1:25.355	19	1:25.402	13
10	7	Francisco Soldavini		R	4	Nielsen Racing		Dallara F324 TOM'S TGE 33	1:26.090	10	1:26.139	11	1:26.281	20	1:26.403	9	1:26.422	8
11	212	Paolo Brajnik		GC	1	NV Racing		Dallara F324 TOM'S TGE 33	1:27.419	19	1:27.466	18	1:27.526	17	1:27.669	9	1:27.680	8
12	27	Ricardo Baptista		R	5	Nielsen Racing		Dallara F324 TOM'S TGE 33	1:29.364	2	1:29.884	3	1:37.223	1				



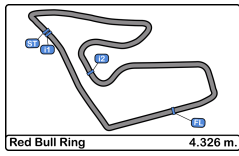


Red Bull Ring
Euroformula Open
Race - 2
Fastest Laps Sequence



Lap	Time of Day	Session Time	Nº Driver	Nat	Cat	Team	Nat	Vehicle	Time	Km/h
2	10:41:01.147	2:56.147	21 Yevan David		LVA	R Team Motopark		DEU Dallara F324 TOM'S TGE 33	1:25.944	181.2
3	10:42:26.440	4:21.440	21 Yevan David		LVA	R Team Motopark		DEU Dallara F324 TOM'S TGE 33	1:25.293	182.5
4	10:43:51.159	5:46.159	21 Yevan David		LVA	R Team Motopark		DEU Dallara F324 TOM'S TGE 33	1:24.719	183.8
8	10:51:33.821	13:28.821	3 Tymek Kucharczyk		POL	BVM Racing		ITA Dallara F324 TOM'S TGE 33	1:24.557	184.1
10	10:54:21.508	16:16.508	21 Yevan David		LVA	R Team Motopark		DEU Dallara F324 TOM'S TGE 33	1:24.490	184.3
12	10:57:10.477	19:05.477	21 Yevan David		LVA	R Team Motopark		DEU Dallara F324 TOM'S TGE 33	1:24.465	184.3
13	10:58:34.873	20:29.873	21 Yevan David		LVA	R Team Motopark		DEU Dallara F324 TOM'S TGE 33	1:24.396	184.5
20	11:08:32.096	30:27.096	23 Michael Shin		KOR	Team Motopark		DEU Dallara F324 TOM'S TGE 33	1:24.188	184.9





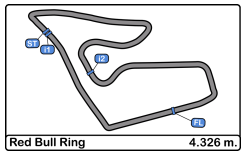
Red Bull Ring
Euroformula Open
Race - 2
Lap Chart



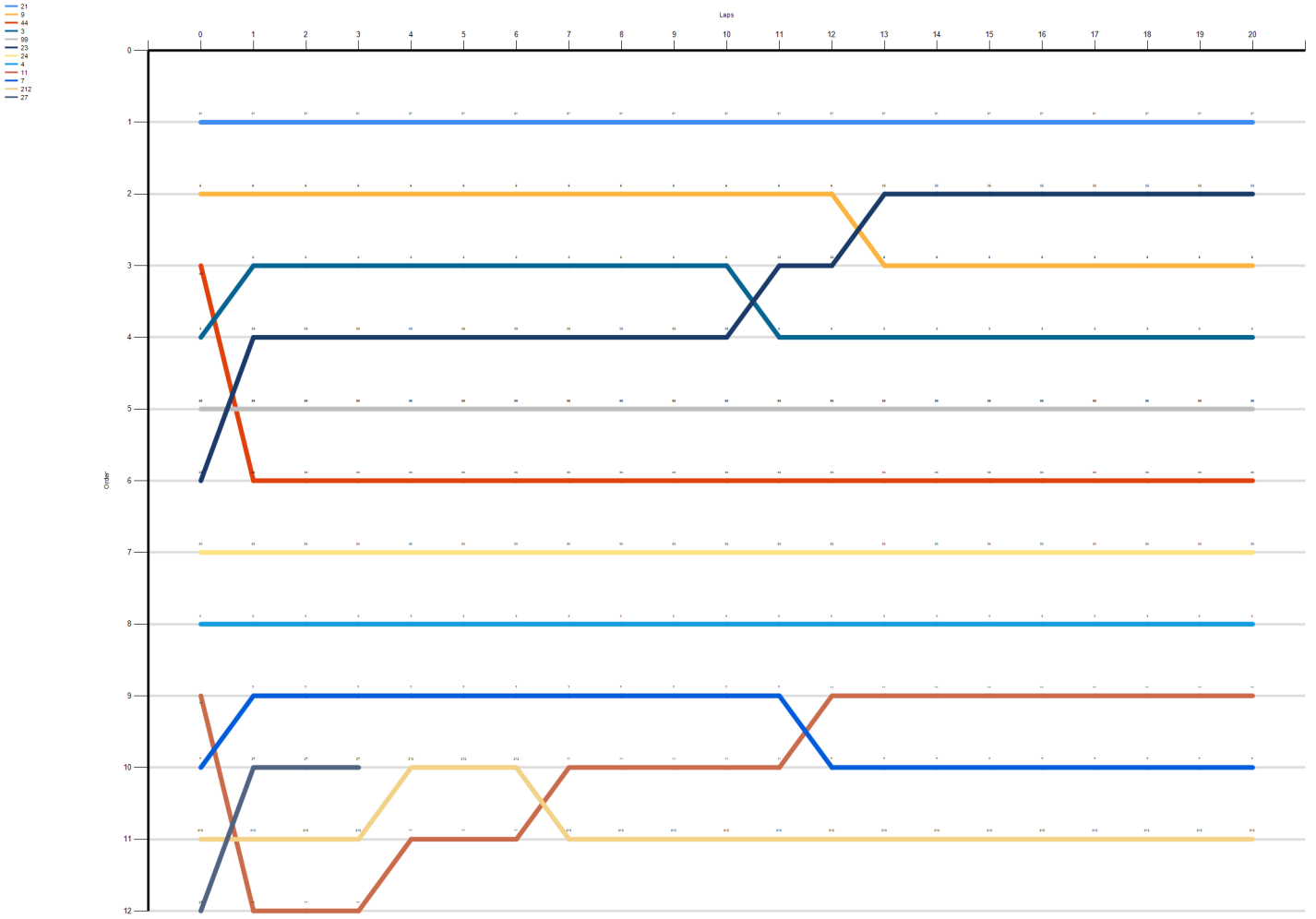
LAP

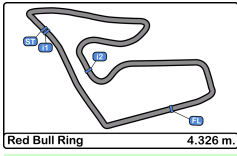
Nr	Pos	Grid	1	2	3	4	5	6	7	8	9	10	11	12	13	14	15	16	17	18	19	20	
21	1	21	21	21	21	21	21	21	21	21	21	21	21	21	21	21	21	21	21	21	21	21	
9	2	9	9	9	9	9	9	9	9	9	9	9	9	9	23	23	23	23	23	23	23	23	23
44	3	44	3	3	3	3	3	3	3	3	3	3	3	23	23	9	9	9	9	9	9	9	9
3	4	3	23	23	23	23	23	23	23	23	23	23	3	3	3	3	3	3	3	3	3	3	3
99	5	99	99	99	99	99	99	99	99	99	99	99	99	99	99	99	99	99	99	99	99	99	99
23	6	23	44	44	44	44	44	44	44	44	44	44	44	44	44	44	44	44	44	44	44	44	44
24	7	24	24	24	24	24	24	24	24	24	24	24	24	24	24	24	24	24	24	24	24	24	24
4	8	4	4	4	4	4	4	4	4	4	4	4	4	4	4	4	4	4	4	4	4	4	4
11	9	11	7	7	7	7	7	7	7	7	7	7	7	11	11	11	11	11	11	11	11	11	11
7	10	7	27	27	27	212	212	212	11	11	11	11	11	7	7	7	7	7	7	7	7	7	7
212	11	212	212	212	212	11	11	11	212	212	212	212	212	212	212	212	212	212	212	212	212	212	212
27	12	27	11	11	11																		





Red Bull Ring
Euroformula Open
Race - 2
Graphic Lap Chart



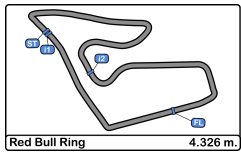


Red Bull Ring
Euroformula Open
Race - 2
Pit Stop Analysis



Ord.	Nr.	In Day Time	Driver	Nat	Team	Nat	Vehicle	Cat	In Time	Stop N°	Pit Time	Handicap	Diff.
1	11	10:44:41.636	Luca Viisoreanu		R Team Motopark		Dallara F324 TOM'S TGE 33	R	6:36.285	1	1:01.487		

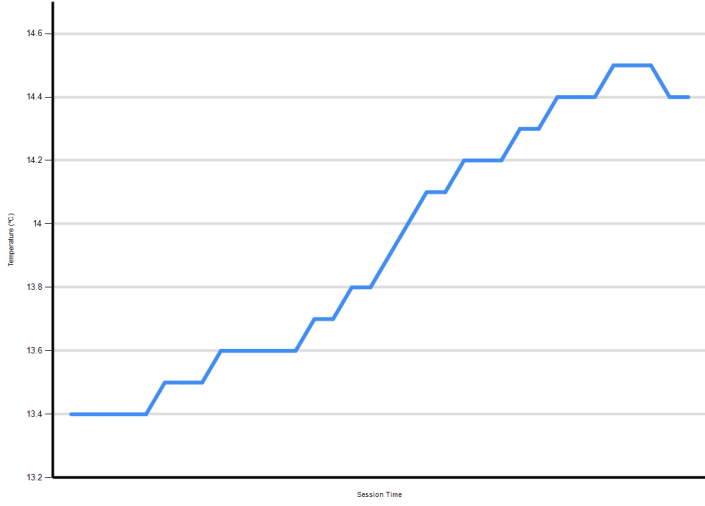




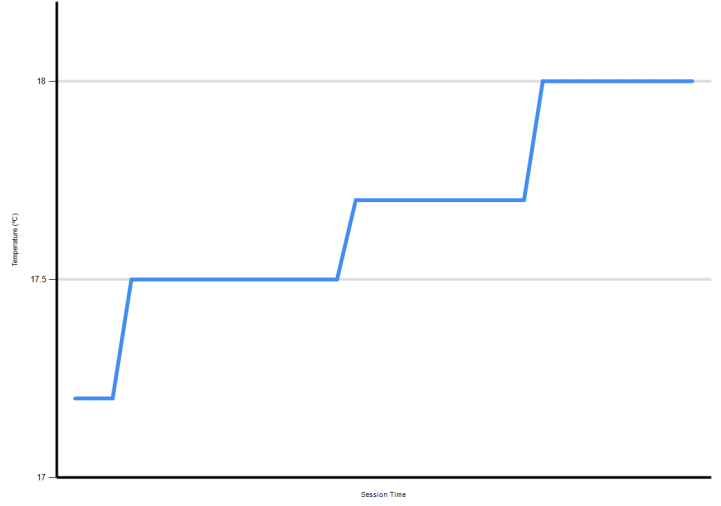
Red Bull Ring Euroformula Open Race - 2 Weather Report



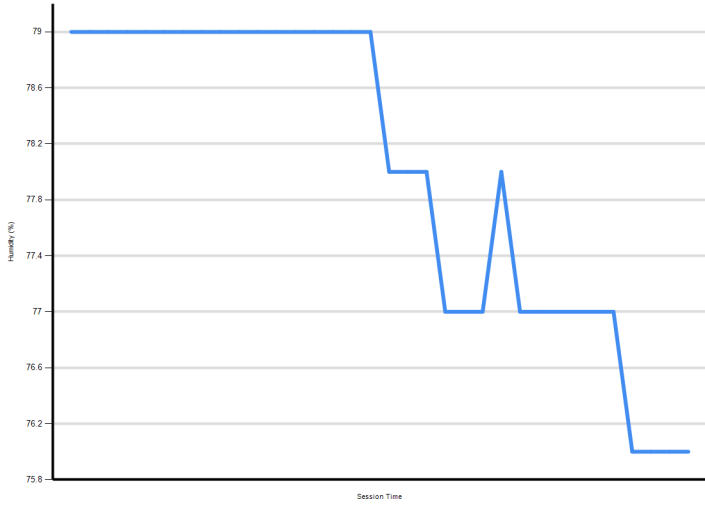
Air Temperature



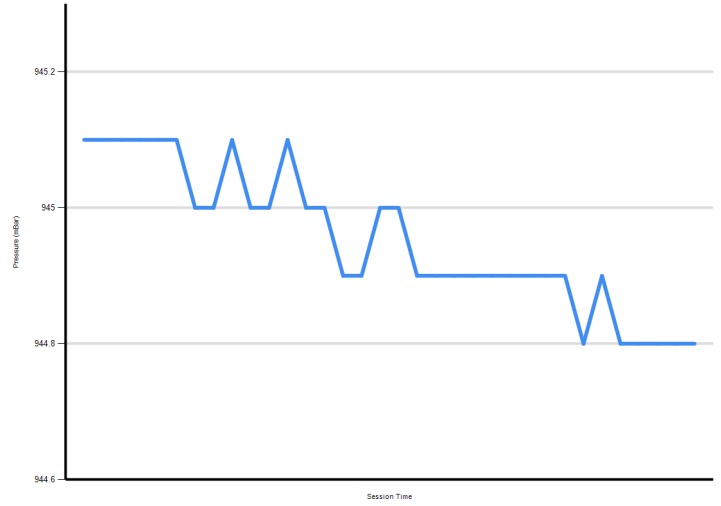
Track Temperature



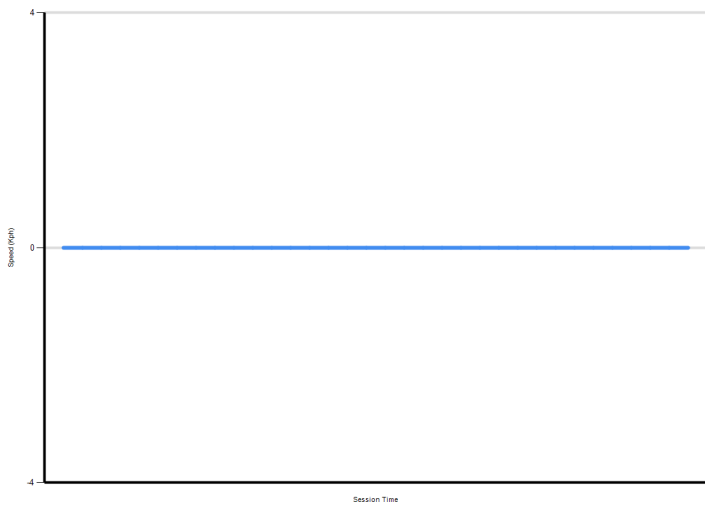
Humidity



Pressure



Wind Speed



Wind direction

