

**Hungaroring**  
**Euroformula Open**  
**Race - 1**  
**Provisional Results**



Clas	Nº	Driver	Nat	Cat	Clas	Team	Nat	Vehicle	Laps	Total Time	Gap	Interval	Km/h	Best	Time	Km/h
1	9	Everett Stack	USA			Team Motopark	DEU	Dallara F324 TOM'S TGE 33	17	27:32.959			162.2	11	1:36.280	163.8
2	21	Rui-Heng Yeh	TPE			Team Motopark	DEU	Dallara F324 TOM'S TGE 33	17	27:38.943	5.984	5.984	161.6	10	1:36.507	163.4
3	11	Alessandro Famularo	VEN			BVM Racing	ITA	Dallara F324 TOM'S TGE 33	17	27:39.685	6.726	0.742	161.5	13	1:36.465	163.4
4	3*	Javier Herrera	MEX	RT	1	BVM Racing	ITA	Dallara F324 TOM'S TGE 33	17	27:42.005	9.046	2.320	161.3	9	1:36.630	163.2
5	44	Diego de la Torre	MEX			Team Motopark	DEU	Dallara F324 TOM'S TGE 33	17	27:46.187	13.228	4.182	160.9	10	1:36.736	163.0
6	27	Jesse Carrasquedo	MEX			Team Motopark	DEU	Dallara F324 TOM'S TGE 33	17	27:49.937	16.978	3.750	160.5	13	1:36.736	163.0
7	10	Lorenzo Castillo	MEX	RT	2	Team Motopark	DEU	Dallara F324 TOM'S TGE 33	17	27:58.446	25.487	8.509	159.7	11	1:37.158	162.3
8	7	Wiktor Dobrzański	POL	RT	3	Team Motopark	DEU	Dallara F324 TOM'S TGE 33	17	27:58.890	25.931	0.444	159.6	11	1:37.262	162.1
9	1	Marcelo Hahn	BRA	RT	4	BVM Racing	ITA	Dallara F324 TOM'S TGE 33	17	27:59.370	26.411	0.480	159.6	11	1:37.369	161.9
10	55	Divy Nandan	IND			BVM Racing	ITA	Dallara F324 TOM'S TGE 33	17	27:59.612	26.653	0.242	159.6	10	1:37.440	161.8
11	58	Aaron Ferrazzano	BEL	RT	5	Neri Autosport	BEL	Dallara F324 TOM'S TGE 33	17	28:04.984	32.025	5.372	159.1	10	1:37.826	161.2
12	50	Jan Koller	CZE	RT	6	Team Motopark	DEU	Dallara F324 TOM'S TGE 33	17	28:06.654	33.695	1.670	158.9	16	1:36.683	163.1

Fastest lap Everett Stack in 1:36.280 at 163.8 Km/h in lap 11

**\* PENALTIES**

STEWARDS DECISION CAR 3 - 5 SECONDS TIME PENALTY ADDED TO RACE TIME - CAUSING COLLISION T1

Published at:.....


Track Temp: **34.2 °C** Air Temp: **26.3 °C** Humidity: **29 %** Track Status: **DRY**

**Race Director:**

Alessandro Ferrari

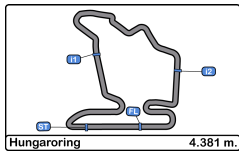
ACI DGA 392080

**Timekeeper:**

  
 Luis Garcia

JCR-2654-ESP/M





**Hungaroring**  
Euroformula Open  
Race - 1



**Provisional Results by Category**

RT																
Clas	Nº	Driver	Nat	Cat	Clas	Team	Nat	Vehicle	Laps	Total Time	Gap	Interval	Km/h	Best	Time	Km/h
1	3	* Javier Herrera	MEX	RT	1	BVM Racing	ITA	Dallara F324 TOM'S TGE 33	17	<b>27:42.005</b>			161.3	9	1:36.630	163.2
2	10	Lorenzo Castillo	MEX	RT	2	Team Motopark	DEU	Dallara F324 TOM'S TGE 33	17	<b>27:58.446</b>	16.441	16.441	159.7	11	1:37.158	162.3
3	7	Wiktor Dobrzański	POL	RT	3	Team Motopark	DEU	Dallara F324 TOM'S TGE 33	17	<b>27:58.890</b>	16.885	0.444	159.6	11	1:37.262	162.1
4	1	Marcelo Hahn	BRA	RT	4	BVM Racing	ITA	Dallara F324 TOM'S TGE 33	17	<b>27:59.370</b>	17.365	0.480	159.6	11	1:37.369	161.9
5	58	Aaron Ferrazzano	BEL	RT	5	Neri Autosport	BEL	Dallara F324 TOM'S TGE 33	17	<b>28:04.984</b>	22.979	5.614	159.1	10	1:37.826	161.2
6	50	Jan Koller	CZE	RT	6	Team Motopark	DEU	Dallara F324 TOM'S TGE 33	17	<b>28:06.654</b>	24.649	1.670	158.9	16	1:36.683	163.1

Fastest lap Everett Stack in 1:36.280 at 163.8 Km/h in lap 11

**\* PENALTIES**

STEWARDS DECISION CAR 3 - 5 SECONDS TIME PENALTY ADDED TO RACE TIME - CAUSING COLLISION T1

Published at:.....

Track Temp: **34.2 °C** Air Temp: **26.3 °C** Humidity: **29 %** Track Status: **DRY**

**Race Director:**

Alessandro Ferrari

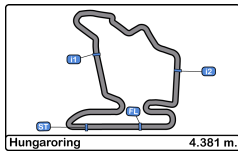
ACI DGA 392080

**Timekeeper:**

Luis Garcia

JCR-2654-ESP/M





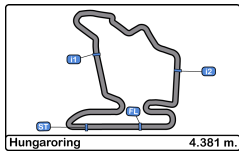
**Hungaroring**  
**Euroformula Open**  
**Race - 1**



**Provisional Classification by Driver Fastest Lap**

Cl	N°	Entrant/Team	Nat	Vehicle	Driver	Nat	Cat	Cl	Laps	Best	Time	Gap	Interval	Km/h	
1	9	Team Motopark		DEU	Dallara F324 TOM'S TGE 33	Everett Stack				17	11	<b>1:36.280</b>			163.8
2	11	BVM Racing		ITA	Dallara F324 TOM'S TGE 33	Alessandro Famularo				17	13	<b>1:36.465</b>	0.185	0.185	163.4
3	21	Team Motopark		DEU	Dallara F324 TOM'S TGE 33	Rui-Heng Yeh				17	10	<b>1:36.507</b>	0.227	0.042	163.4
4	3	BVM Racing		ITA	Dallara F324 TOM'S TGE 33	Javier Herrera		RT	1	17	<b>1:36.630</b>	0.350	0.123	163.2	
5	50	Team Motopark		DEU	Dallara F324 TOM'S TGE 33	Jan Koller		RT	2	17	<b>1:36.683</b>	0.403	0.053	163.1	
6	44	Team Motopark		DEU	Dallara F324 TOM'S TGE 33	Diego de la Torre				17	10	<b>1:36.736</b>	0.456	0.053	163.0
7	27	Team Motopark		DEU	Dallara F324 TOM'S TGE 33	Jesse Carrasquedo				17	13	<b>1:36.736</b>	0.456	0.000	163.0
8	10	Team Motopark		DEU	Dallara F324 TOM'S TGE 33	Lorenzo Castillo		RT	3	17	<b>1:37.158</b>	0.878	0.422	162.3	
9	7	Team Motopark		DEU	Dallara F324 TOM'S TGE 33	Wiktor Dobrzański		RT	4	17	<b>1:37.262</b>	0.982	0.104	162.1	
10	1	BVM Racing		ITA	Dallara F324 TOM'S TGE 33	Marcelo Hahn		RT	5	17	<b>1:37.369</b>	1.089	0.107	161.9	
11	55	BVM Racing		ITA	Dallara F324 TOM'S TGE 33	Divy Nandan				17	10	<b>1:37.440</b>	1.160	0.071	161.8
12	58	Neri Autosport		BEL	Dallara F324 TOM'S TGE 33	Aaron Ferrazzano		RT	6	17	<b>1:37.826</b>	1.546	0.386	161.2	





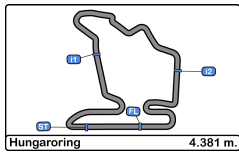
**Hungaroring**  
Euroformula Open  
Race - 1



**Distance and Speed Average**

Clas	Nº	Driver	Nat	Cat	Clas	Team	Nat	Vehicle	Laps	Distance	Total Time	Km/h
1	9	Everett Stack	USA			Team Motopark	DEU	Dallara F324 TOM'S TGE 33	17	74.47	27:32.959	162.2
2	21	Rui-Heng Yeh	TPE			Team Motopark	DEU	Dallara F324 TOM'S TGE 33	17	74.47	27:38.943	161.6
3	11	Alessandro Famularo	VEN			BVM Racing	ITA	Dallara F324 TOM'S TGE 33	17	74.47	27:39.685	161.5
4	3	Javier Herrera	MEX	RT	1	BVM Racing	ITA	Dallara F324 TOM'S TGE 33	17	74.47	27:42.005	161.3
5	44	Diego de la Torre	MEX			Team Motopark	DEU	Dallara F324 TOM'S TGE 33	17	74.47	27:46.187	160.9
6	27	Jesse Carrasquedo	MEX			Team Motopark	DEU	Dallara F324 TOM'S TGE 33	17	74.47	27:49.937	160.5
7	10	Lorenzo Castillo	MEX	RT	2	Team Motopark	DEU	Dallara F324 TOM'S TGE 33	17	74.47	27:58.446	159.7
8	7	Wiktor Dobrzański	POL	RT	3	Team Motopark	DEU	Dallara F324 TOM'S TGE 33	17	74.47	27:58.890	159.6
9	1	Marcelo Hahn	BRA	RT	4	BVM Racing	ITA	Dallara F324 TOM'S TGE 33	17	74.47	27:59.370	159.6
10	55	Divy Nandan	IND			BVM Racing	ITA	Dallara F324 TOM'S TGE 33	17	74.47	27:59.612	159.6
11	58	Aaron Ferrazzano	BEL	RT	5	Neri Autosport	BEL	Dallara F324 TOM'S TGE 33	17	74.47	28:04.984	159.1
12	50	Jan Koller	CZE	RT	6	Team Motopark	DEU	Dallara F324 TOM'S TGE 33	17	74.47	28:06.654	158.9





**Hungaroring**  
**Euroformula Open**  
**Race - 1**  
**Lap Analysis**



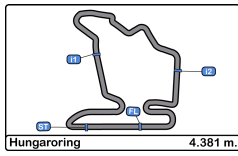
**1** Marcelo Hahn Dallara F324 TOM'S TGE 33 **7** Wiktor Dobrzański Dallara F324 TOM'S TGE 33

RT							BVM Racing		RT						
Lap	D	Time	Sector 1	Sector 2	Sector 3	T. Spd	Elapsed	Lap	D	Time	Sector 1	Sector 2	Sector 3	T. Spd	Elapsed
1		1:48.062	44.143	36.429	27.490	194.5	1:48.062	1		1:46.988	43.476	36.205	27.307	190.1	1:46.988
2		1:39.126	35.708	35.309	28.109	225.4	3:27.188	2		1:39.517	35.939	35.899	27.679	222.2	3:26.505
3		1:38.482	35.635	35.561	27.286	225.9	5:05.670	3		1:38.427	35.414	35.645	27.368	223.1	5:04.932
4		1:40.271	35.857	35.677	28.737	225.9	6:45.941	4		1:38.207	35.910	34.982	27.315	224.0	6:43.139
5		1:37.616	35.706	34.776	27.134	221.3	8:23.557	5		1:37.870	35.818	34.916	27.136	222.2	8:21.009
6		1:38.174	35.439	35.676	27.059	224.5	10:01.731	6		1:37.959	35.731	35.095	27.133	222.2	9:58.968
7		1:37.741	35.727	35.056	26.958	225.4	11:39.472	7		1:37.759	35.533	34.996	27.230	223.1	11:36.727
8		1:37.912	35.586	35.248	27.078	223.1	13:17.384	8		1:38.476	36.571	34.761	27.144	221.7	13:15.203
9		1:37.605	35.453	35.008	27.144	224.5	14:54.989	9		1:37.811	35.597	35.092	27.122	222.2	14:53.014
10		1:37.562	35.388	35.015	27.159	225.9	16:32.551	10		1:37.681	35.578	35.105	26.998	221.7	16:30.695
11		1:37.369	35.370	34.981	27.018	225.4	18:09.920	11		1:37.262	35.566	34.716	26.980	224.5	18:07.957
12		1:38.147	36.088	34.909	27.150	224.5	19:48.067	12		1:38.081	35.503	34.912	27.666	223.1	19:46.038
13		1:38.771	35.699	36.092	26.980	221.3	21:26.838	13		1:38.359	35.581	35.194	27.584	222.6	21:24.397
14		1:38.142	35.846	35.074	27.222	218.1	23:04.980	14		1:38.742	36.115	35.531	27.096	223.6	23:03.139
15		1:37.770	35.841	34.652	27.277	219.9	24:42.750	15		1:37.682	35.742	34.816	27.124	220.8	24:40.821
16		1:37.628	35.648	34.816	27.164	221.3	26:20.378	16		1:38.297	36.083	35.107	27.107	223.1	26:19.118
17		1:38.992	35.968	34.957	28.067	225.0	27:59.370	17		1:39.772	36.182	35.611	27.979	222.6	27:58.890

**3** Javier Herrera Dallara F324 TOM'S TGE 33 **9** Everett Stack Dallara F324 TOM'S TGE 33

RT							BVM Racing		RT						
Lap	D	Time	Sector 1	Sector 2	Sector 3	T. Spd	Elapsed	Lap	D	Time	Sector 1	Sector 2	Sector 3	T. Spd	Elapsed
1		1:43.711	40.812	35.817	27.082	183.9	1:43.711	1		1:41.826	40.141	34.907	26.778	185.8	1:41.826
2		1:37.577	36.114	34.824	26.639	221.3	3:21.288	2		1:37.010	35.745	34.602	26.663	215.1	3:18.836
3		1:38.148	36.221	34.990	26.937	218.1	4:59.436	3		1:36.755	35.381	34.673	26.701	217.3	4:55.591
4		1:37.252	35.671	34.773	26.808	218.6	6:36.688	4		1:37.105	35.612	34.698	26.795	218.1	6:32.696
5		1:37.064	35.722	34.661	26.681	219.9	8:13.752	5		1:36.788	35.588	34.427	26.773	218.6	8:09.484
6		1:37.074	35.677	34.601	26.796	220.4	9:50.826	6		1:36.626	35.494	34.544	26.588	220.4	9:46.110
7		1:36.779	35.373	34.550	26.856	220.8	11:27.605	7		1:36.834	35.453	34.573	26.808	220.8	11:22.944
8		1:36.971	35.456	34.608	26.907	219.5	13:04.576	8		1:36.958	35.499	34.528	26.931	218.1	12:59.902
9		1:36.630	35.418	34.526	26.686	219.9	14:41.206	9		1:36.801	35.580	34.520	26.701	218.6	14:36.703
10		1:36.845	35.317	34.593	26.935	220.8	16:18.051	10		1:36.757	35.523	34.474	26.760	219.9	16:13.460
11		1:36.773	35.424	34.564	26.785	219.5	17:54.824	11		1:36.280	35.395	34.299	26.586	218.6	17:49.740
12		1:36.666	35.424	34.494	26.748	219.0	19:31.490	12		1:37.007	35.474	34.690	26.843	217.3	19:26.747
13		1:36.862	35.577	34.618	26.667	219.5	21:08.352	13		1:37.166	35.600	34.682	26.884	218.1	21:03.913
14		1:37.758	35.965	34.881	26.912	219.9	22:46.110	14		1:36.986	35.653	34.606	26.727	216.4	22:40.899
15		1:36.976	35.575	34.571	26.830	218.6	24:23.086	15		1:36.953	35.641	34.608	26.704	216.8	24:17.852
16		1:36.909	35.370	34.600	26.939	219.5	25:59.995	16		1:37.397	35.660	34.850	26.887	218.6	25:55.249
17		1:37.010	35.658	34.600	26.752	218.1	27:37.005	17		1:37.710	35.830	34.763	27.117	217.3	27:32.959





**Hungaroring**  
**Euroformula Open**  
**Race - 1**  
**Lap Analysis**



**10** Lorenzo Castillo Dallara F324 TOM'S TGE 33 **21** Rui-Heng Yeh Dallara F324 TOM'S TGE 33

RT

Team Motopark

Team Motopark

Lap	D	Time	Sector 1	Sector 2	Sector 3	T. Spd	Elapsed	Lap	D	Time	Sector 1	Sector 2	Sector 3	T. Spd	Elapsed
1		1:45.893	42.590	35.911	27.392	201.4	1:45.893	1		1:43.233	40.491	35.705	27.037	189.4	1:43.233
2		1:40.080	36.063	36.266	27.751	219.9	3:25.973	2		1:39.912	37.509	35.452	26.951	219.0	3:23.145
3		1:38.532	35.763	35.408	27.361	221.3	5:04.505	3		1:37.728	35.683	35.228	26.817	220.4	5:00.873
4		1:38.113	35.918	35.110	27.085	219.9	6:42.618	4		1:37.257	35.604	34.826	26.827	220.4	6:38.130
5		1:37.993	35.892	34.984	27.117	220.4	8:20.611	5		1:37.274	35.529	34.827	26.918	219.9	8:15.404
6		1:37.719	35.600	35.082	27.037	219.9	9:58.330	6		1:36.883	35.431	34.669	26.783	221.7	9:52.287
7		1:37.979	35.610	35.128	27.241	221.3	11:36.309	7		1:36.811	35.382	34.570	26.859	222.2	11:29.098
8		1:37.794	35.748	34.935	27.111	219.5	13:14.103	8		1:37.167	35.328	34.953	26.886	220.8	13:06.265
9		1:37.968	36.008	34.915	27.045	220.4	14:52.071	9		1:36.646	35.294	34.589	26.763	220.4	14:42.911
10		1:38.122	36.070	35.135	26.917	220.4	16:30.193	10		1:36.507	35.199	34.483	26.825	221.7	16:19.418
11		1:37.158	35.475	34.774	26.909	222.6	18:07.351	11		1:36.855	35.223	34.759	26.873	222.6	17:56.273
12		1:38.063	35.684	35.129	27.250	221.3	19:45.414	12		1:36.956	35.355	34.742	26.859	220.8	19:33.229
13		1:38.713	35.962	35.200	27.551	222.2	21:24.127	13		1:36.781	35.342	34.673	26.766	221.3	21:10.010
14		1:38.496	36.173	35.234	27.089	218.1	23:02.623	14		1:37.838	35.895	34.999	26.944	219.9	22:47.848
15		1:37.811	35.753	34.951	27.107	219.0	24:40.434	15		1:36.910	35.365	34.891	26.654	220.4	24:24.758
16		1:38.306	36.139	34.992	27.175	219.0	26:18.740	16		1:36.855	35.324	34.914	26.617	221.3	26:01.613
17		1:39.706	36.324	35.580	27.802	218.6	27:58.446	17		1:37.330	35.561	34.858	26.911	220.4	27:38.943

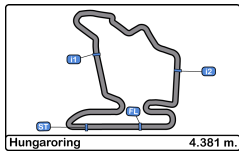
**11** Alessandro Famularo Dallara F324 TOM'S TGE 33 **27** Jesse Carrasquedo Dallara F324 TOM'S TGE 33

BVM Racing

Team Motopark

Lap	D	Time	Sector 1	Sector 2	Sector 3	T. Spd	Elapsed	Lap	D	Time	Sector 1	Sector 2	Sector 3	T. Spd	Elapsed
1		1:44.848	41.842	35.832	27.174	187.1	1:44.848	1		1:46.582	43.313	36.009	27.260	191.1	1:46.582
2		1:39.668	36.219	36.319	27.130	224.5	3:24.516	2		1:40.341	36.044	35.725	28.572	221.3	3:26.923
3		1:37.222	35.456	34.764	27.002	219.5	5:01.738	3		1:38.416	35.736	35.416	27.264	223.6	5:05.339
4		1:37.253	35.467	34.782	27.004	221.7	6:38.991	4		1:38.645	35.987	35.594	27.064	223.1	6:43.984
5		1:37.104	35.384	34.791	26.929	221.7	8:16.095	5		1:37.908	35.883	35.106	26.919	221.7	8:21.892
6		1:37.065	35.361	34.744	26.960	224.0	9:53.160	6		1:37.510	35.687	34.914	26.909	222.2	9:59.402
7		1:37.301	35.338	34.706	27.257	223.1	11:30.461	7		1:37.623	35.535	35.042	27.046	224.0	11:37.025
8		1:36.958	35.349	34.679	26.930	221.3	13:07.419	8		1:37.571	35.649	34.917	27.005	224.5	13:14.596
9		1:36.722	35.447	34.470	26.805	221.7	14:44.141	9		1:37.743	35.680	35.144	26.919	223.6	14:52.339
10		1:36.857	35.291	34.587	26.979	223.6	16:20.998	10		1:36.841	35.438	34.657	26.746	225.0	16:29.180
11		1:37.446	35.831	34.723	26.892	222.6	17:58.444	11		1:37.019	35.540	34.645	26.834	221.7	18:06.199
12		1:37.247	35.525	34.737	26.985	221.3	19:35.691	12		1:37.097	35.714	34.692	26.691	220.4	19:43.296
13		1:36.465	35.350	34.398	26.717	222.2	21:12.156	13		1:36.736	35.434	34.582	26.720	222.2	21:20.032
14		1:36.881	35.281	34.531	27.069	221.7	22:49.037	14		1:37.511	35.602	34.952	26.957	220.4	22:57.543
15		1:36.853	35.453	34.690	26.710	221.7	24:25.890	15		1:37.316	35.546	34.885	26.885	220.4	24:34.859
16		1:36.799	35.228	34.745	26.826	223.1	26:02.689	16		1:37.069	35.493	34.674	26.902	221.7	26:11.928
17		1:36.996	35.412	34.807	26.777	221.3	27:39.685	17		1:38.009	35.969	35.138	26.902	220.8	27:49.937





**Hungaroring**  
**Euroformula Open**  
**Race - 1**  
**Lap Analysis**



44

Diego de la Torre

Dallara F324 TOM'S TGE 33 **55**

Divy Nandan

Dallara F324 TOM'S TGE 33

Team Motopark

BVM Racing

Lap	D	Time	Sector 1	Sector 2	Sector 3	T. Spd	Elapsed	Lap	D	Time	Sector 1	Sector 2	Sector 3	T. Spd	Elapsed
1		1:45.295	42.119	35.788	27.388	191.4	1:45.295	1		1:44.568	41.589	35.773	27.206	194.5	1:44.568
2		1:39.892	36.096	36.401	27.395	223.1	3:25.187	2		1:42.964	36.360	36.684	29.920	221.3	3:27.532
3		1:38.335	35.429	35.190	27.716	221.7	5:03.522	3		1:38.876	36.125	35.299	27.452	220.8	5:06.408
4		1:37.428	35.530	35.018	26.880	220.4	6:40.950	4		1:38.531	35.768	35.451	27.312	221.7	6:44.939
5		1:37.702	35.662	35.133	26.907	220.4	8:18.652	5		1:38.115	35.916	35.091	27.108	221.7	8:23.054
6		1:37.417	35.474	35.027	26.916	221.7	9:56.069	6		1:38.194	35.823	35.283	27.088	223.1	10:01.248
7		1:37.380	<b>35.350</b>	34.921	27.109	222.6	11:33.449	7		1:37.716	35.674	35.033	27.009	223.1	11:38.964
8		1:37.314	35.524	34.863	26.927	221.3	13:10.763	8		1:37.931	35.854	35.077	27.000	219.9	13:16.895
9		1:36.865	35.418	34.747	26.700	220.8	14:47.628	9		1:37.681	35.605	34.975	27.101	222.6	14:54.576
10		<b>1:36.736</b>	35.361	<b>34.740</b>	<b>26.635</b>	222.2	16:24.364	10		<b>1:37.440</b>	35.540	34.909	26.991	221.7	16:32.016
11		1:37.274	35.544	34.960	26.770	221.7	18:01.638	11		1:37.480	<b>35.455</b>	35.051	26.974	222.6	18:09.496
12		1:37.568	35.908	34.887	26.773	220.4	19:39.206	12		1:37.674	35.623	<b>34.904</b>	27.147	220.8	19:47.170
13		1:37.002	35.465	34.782	26.755	221.7	21:16.208	13		1:38.022	35.707	35.165	27.150	223.1	21:25.192
14		1:37.372	35.443	34.893	27.036	220.8	22:53.580	14		1:38.637	35.933	35.408	27.296	220.8	23:03.829
15		1:37.812	35.688	35.067	27.057	220.4	24:31.392	15		1:38.203	35.681	35.598	<b>26.924</b>	222.6	24:42.032
16		1:37.171	35.543	34.778	26.850	220.8	26:08.563	16		1:37.975	35.544	35.177	27.254	222.2	26:20.007
17		1:37.624	35.611	35.161	26.852	220.4	27:46.187	17		1:39.605	36.543	35.531	27.531	217.3	27:59.612

50

Jan Koller

Dallara F324 TOM'S TGE 33 **58**

Aaron Ferrazzano

Dallara F324 TOM'S TGE 33

RT

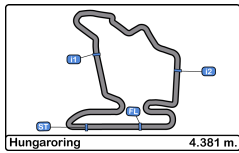
Team Motopark

RT

Neri Autosport

Lap	D	Time	Sector 1	Sector 2	Sector 3	T. Spd	Elapsed	Lap	D	Time	Sector 1	Sector 2	Sector 3	T. Spd	Elapsed
1		2:01.829	56.629	37.681	27.519	197.4	2:01.829	1		1:47.773	43.632	36.714	27.427	204.5	1:47.773
2		1:39.315	36.211	35.838	27.266	216.4	3:41.144	2		1:40.223	36.556	36.115	27.552	220.4	3:27.996
3		1:38.852	36.035	35.545	27.272	218.1	5:19.996	3		1:39.038	35.889	35.669	27.480	227.3	5:07.034
4		1:39.124	36.183	35.707	27.234	218.6	6:59.120	4		1:39.245	36.006	35.582	27.657	222.6	6:46.279
5		1:37.368	35.694	34.804	26.870	218.6	8:36.488	5		1:38.629	35.954	35.298	27.377	227.3	8:24.908
6		1:37.477	35.628	34.835	27.014	220.4	10:13.965	6		1:38.124	35.727	35.337	<b>27.060</b>	222.6	10:03.032
7		1:37.735	35.557	35.019	27.159	220.4	11:51.700	7		1:38.427	35.686	35.299	27.442	224.0	11:41.459
8		1:37.764	35.655	34.915	27.194	219.5	13:29.464	8		1:38.213	35.821	35.081	27.311	219.0	13:19.672
9		1:37.245	35.462	34.741	27.042	219.9	15:06.709	9		1:37.915	35.635	<b>35.069</b>	27.211	222.2	14:57.587
10		1:36.858	<b>35.276</b>	34.631	26.951	220.8	16:43.567	10		<b>1:37.826</b>	<b>35.592</b>	35.130	27.104	223.1	16:35.413
11		1:37.690	35.650	35.045	26.995	219.9	18:21.257	11		1:38.057	35.611	35.218	27.228	223.6	18:13.470
12		1:39.360	36.361	35.710	27.289	218.1	20:00.617	12		1:38.483	35.823	35.452	27.208	221.3	19:51.953
13		1:37.926	35.646	35.353	26.927	218.1	21:38.543	13		1:38.200	35.782	35.074	27.344	220.8	21:30.153
14		1:37.227	35.550	34.767	26.910	218.1	23:15.770	14		1:38.144	35.806	35.200	27.138	219.5	23:08.297
15		1:37.109	35.578	34.765	<b>26.766</b>	218.1	24:52.879	15		1:38.403	35.880	35.359	27.164	220.8	24:46.700
16		<b>1:36.683</b>	35.402	<b>34.513</b>	26.768	219.9	26:29.562	16		1:38.788	36.002	35.296	27.490	221.7	26:25.488
17		1:37.092	35.480	34.701	26.911	219.9	28:06.654	17		1:39.496	36.048	35.780	27.668	221.7	28:04.984





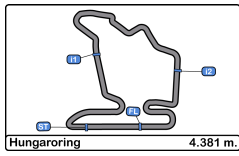
**Hungaroring**  
Euroformula Open  
Race - 1



**Analysis by Lap**

Num	Lap Time	Gap	Num	Lap Time	Gap	Num	Lap Time	Gap	Num	Lap Time	Gap	Num	Lap Time	Gap
<b>Lap 1</b>			<b>Lap 5</b>			<b>Lap 9</b>			<b>Lap 13</b>			<b>Lap 17</b>		
9	1:41.826		9	1:36.788		9	1:36.801		9	1:37.166		9	1:37.710	
21	1:43.233	01.407	3	1:37.064	04.268	3	1:36.630	04.503	3	1:36.862	04.439	3	1:37.010	04.046
3	1:43.711	01.885	21	1:37.274	05.920	21	1:36.646	06.208	21	1:36.781	06.097	21	1:37.330	05.984
55	1:44.568	02.742	11	1:37.104	06.611	11	1:36.722	07.438	11	1:36.465	08.243	11	1:36.996	06.726
11	1:44.848	03.022	44	1:37.702	09.168	44	1:36.865	10.925	44	1:37.002	12.295	44	1:37.624	13.228
44	1:45.295	03.469	10	1:37.993	11.127	10	1:37.968	15.368	27	1:36.736	16.119	27	1:38.009	16.978
10	1:45.893	04.067	7	1:37.870	11.525	27	1:37.743	15.636	10	1:38.713	20.214	10	1:39.706	25.487
27	1:46.582	04.756	27	1:37.908	12.408	7	1:37.811	16.311	7	1:38.359	20.484	7	1:39.772	25.931
7	1:46.988	05.162	55	1:38.115	13.570	55	1:37.681	17.873	55	1:38.022	21.279	1	1:38.992	26.411
58	1:47.773	05.947	1	1:37.616	14.073	1	1:37.605	18.286	1	1:38.771	22.925	55	1:39.605	26.653
1	1:48.062	06.236	58	1:38.629	15.424	58	1:37.915	20.884	58	1:38.200	26.240	58	1:39.496	32.025
50	2:01.829	20.003	50	1:37.368	27.004	50	1:37.245	30.006	50	1:37.926	34.630	50	1:37.092	33.695
<b>Lap 2</b>			<b>Lap 6</b>			<b>Lap 10</b>			<b>Lap 14</b>					
9	1:37.010		9	1:36.626		9	1:36.757		9	1:36.986				
3	1:37.577	02.452	3	1:37.074	04.716	3	1:36.845	04.591	3	1:37.758	05.211			
21	1:39.912	04.309	21	1:36.883	06.177	21	1:36.507	05.958	21	1:37.838	06.949			
11	1:39.668	05.680	11	1:37.065	07.050	11	1:36.857	07.538	11	1:36.881	08.138			
44	1:39.892	06.351	44	1:37.417	09.959	44	1:36.736	10.904	44	1:37.372	12.681			
10	1:40.080	07.137	10	1:37.719	12.220	27	1:36.841	15.720	27	1:37.511	16.644			
7	1:39.517	07.669	7	1:37.959	12.858	10	1:38.122	16.733	10	1:38.496	21.724			
27	1:40.341	08.087	27	1:37.510	13.292	7	1:37.681	17.235	7	1:38.742	22.240			
1	1:39.126	08.352	55	1:38.194	15.138	55	1:37.440	18.556	55	1:38.637	22.930			
55	1:42.964	08.696	1	1:38.174	15.621	1	1:37.562	19.091	1	1:38.142	24.081			
58	1:40.223	09.160	58	1:38.124	16.922	58	1:37.826	21.953	58	1:38.144	27.398			
50	1:39.315	22.308	50	1:37.477	27.855	50	1:36.858	30.107	50	1:37.227	34.871			
<b>Lap 3</b>			<b>Lap 7</b>			<b>Lap 11</b>			<b>Lap 15</b>					
9	1:36.755		9	1:36.834		9	1:36.280		9	1:36.953				
3	1:38.148	03.845	3	1:36.779	04.661	3	1:36.773	05.084	3	1:36.976	05.234			
21	1:37.728	05.282	21	1:36.811	06.154	21	1:36.855	06.533	21	1:36.910	06.906			
11	1:37.222	06.147	11	1:37.301	07.517	11	1:37.446	08.704	11	1:36.853	08.038			
44	1:38.335	07.931	44	1:37.380	10.505	44	1:37.274	11.898	44	1:37.812	13.540			
10	1:38.532	08.914	10	1:37.979	13.365	27	1:37.019	16.459	27	1:37.316	17.007			
7	1:38.427	09.341	7	1:37.759	13.783	10	1:37.158	17.611	10	1:37.811	22.582			
27	1:38.416	09.748	27	1:37.623	14.081	7	1:37.262	18.217	7	1:37.682	22.969			
1	1:38.482	10.079	55	1:37.716	16.020	55	1:37.480	19.756	55	1:38.203	24.180			
55	1:38.876	10.817	1	1:37.741	16.528	1	1:37.369	20.180	1	1:37.770	24.898			
58	1:39.038	11.443	58	1:38.427	18.515	58	1:38.057	23.730	58	1:38.403	28.848			
50	1:38.852	24.405	50	1:37.735	28.756	50	1:37.690	31.517	50	1:37.109	35.027			
<b>Lap 4</b>			<b>Lap 8</b>			<b>Lap 12</b>			<b>Lap 16</b>					
9	1:37.105		9	1:36.958		9	1:37.007		9	1:37.397				
3	1:37.252	03.992	3	1:36.971	04.674	3	1:36.666	04.743	3	1:36.909	04.746			
21	1:37.257	05.434	21	1:37.167	06.363	21	1:36.956	06.482	21	1:36.855	06.364			
11	1:37.253	06.295	11	1:36.958	07.517	11	1:37.247	08.944	11	1:36.799	07.440			
44	1:37.428	08.254	44	1:37.314	10.861	44	1:37.568	12.459	44	1:37.171	13.314			
10	1:38.113	09.922	10	1:37.794	14.201	27	1:37.097	16.549	27	1:37.069	16.679			
7	1:38.207	10.443	27	1:37.571	14.694	10	1:38.063	18.667	10	1:38.306	23.491			
27	1:38.645	11.288	7	1:38.476	15.301	7	1:38.081	19.291	7	1:38.297	23.869			
55	1:38.531	12.243	55	1:37.931	16.993	55	1:37.674	20.423	55	1:37.975	24.758			
1	1:40.271	13.245	1	1:37.912	17.482	1	1:38.147	21.320	1	1:37.628	25.129			
58	1:39.245	13.583	58	1:38.213	19.770	58	1:38.483	25.206	58	1:38.788	30.239			
50	1:39.124	26.424	50	1:37.764	29.562	50	1:39.360	33.870	50	1:36.683	34.313			



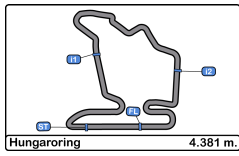


**Hungaroring**  
**Euroformula Open**  
**Race - 1**  
**Best Sectors Results**



Sector - 1				Sector - 2				Sector - 3				Ideal Lap vs Best Lap			
Clas	Nº	Driver	Time	Nº	Driver	Time	Nº	Driver	Time	Clas	Nº	Driver	Ideal Lap	Best Lap	Clas
1	21	Rui-Heng Yeh	35.199	9	Everett Stack	34.299	9	Everett Stack	26.586	1	9	Everett Stack	1:36.266	1:36.280	1
2	11	Alessandro Famularo	35.228	11	Alessandro Famularo	34.398	21	Rui-Heng Yeh	26.617	2	21	Rui-Heng Yeh	1:36.299	1:36.507	3
3	50	Jan Koller	35.276	21	Rui-Heng Yeh	34.483	44	Diego de la Torre	26.635	3	11	Alessandro Famularo	1:36.336	1:36.465	2
4	3	Javier Herrera	35.317	3	Javier Herrera	34.494	3	Javier Herrera	26.639	4	3	Javier Herrera	1:36.450	1:36.630	4
5	44	Diego de la Torre	35.350	50	Jan Koller	34.513	27	Jesse Carrasquedo	26.691	5	50	Jan Koller	1:36.555	1:36.683	5
6	1	Marcelo Hahn	35.370	27	Jesse Carrasquedo	34.582	11	Alessandro Famularo	26.710	6	27	Jesse Carrasquedo	1:36.707	1:36.736	7
7	9	Everett Stack	35.381	1	Marcelo Hahn	34.652	50	Jan Koller	26.766	7	44	Diego de la Torre	1:36.725	1:36.736	6
8	7	Wiktor Dobrzański	35.414	7	Wiktor Dobrzański	34.716	10	Lorenzo Castillo	26.909	8	1	Marcelo Hahn	1:36.980	1:37.369	10
9	27	Jesse Carrasquedo	35.434	44	Diego de la Torre	34.740	55	Divy Nandan	26.924	9	7	Wiktor Dobrzański	1:37.110	1:37.262	9
10	55	Divy Nandan	35.455	10	Lorenzo Castillo	34.774	1	Marcelo Hahn	26.958	10	10	Lorenzo Castillo	1:37.158	1:37.158	8
11	10	Lorenzo Castillo	35.475	55	Divy Nandan	34.904	7	Wiktor Dobrzański	26.980	11	55	Divy Nandan	1:37.283	1:37.440	11
12	58	Aaron Ferrazzano	35.592	58	Aaron Ferrazzano	35.069	58	Aaron Ferrazzano	27.060	12	58	Aaron Ferrazzano	1:37.721	1:37.826	12



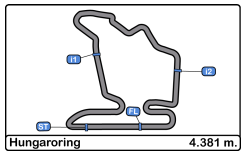


**Hungaroring**  
**Euroformula Open**  
**Race - 1**  
**Leader Sequence**



N°	Driver	Nat	Cat	Clas	Team	Nat	Vehicle	Start Lap	End Lap	Laps	Total Laps
9	Everett Stack	USA			Team Motopark	GER	Dallara F324 TOM'S TGE 33	1	17	17	17



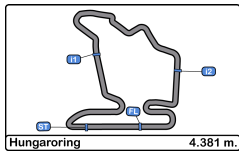


**Hungaroring**  
**Euroformula Open**  
**Race - 1**  
**Best 5 Lap Times**



Cls	N°	Driver	Nat	Cat	Cls	Team	Nat	Vehicle	Best 1		Best 2		Best 3		Best 4		Best 5	
									Time	Lap	Time	Lap	Time	Lap	Time	Lap	Time	Lap
1	9	Everett Stack	USA			Team Motopark	DEU	Dallara F324 TOM'S TGE 33	1:36.280	11	1:36.626	6	1:36.755	3	1:36.757	10	1:36.788	5
2	11	Alessandro	VEN			BVM Racing	ITA	Dallara F324 TOM'S TGE 33	1:36.465	13	1:36.722	9	1:36.799	16	1:36.853	15	1:36.857	10
3	21	Rui-Heng Yeh	CHN			Team Motopark	DEU	Dallara F324 TOM'S TGE 33	1:36.507	10	1:36.646	9	1:36.781	13	1:36.811	7	1:36.855	11
4	3	Javier Herrera	MEX	RT	1	BVM Racing	ITA	Dallara F324 TOM'S TGE 33	1:36.630	9	1:36.666	12	1:36.773	11	1:36.779	7	1:36.845	10
5	50	Jan Koller	CZE	RT	2	Team Motopark	DEU	Dallara F324 TOM'S TGE 33	1:36.683	16	1:36.858	10	1:37.092	17	1:37.109	15	1:37.227	14
6	27	Jesse Carrasquedo	MEX			Team Motopark	DEU	Dallara F324 TOM'S TGE 33	1:36.736	13	1:36.841	10	1:37.019	11	1:37.069	16	1:37.097	12
7	44	Diego de la Torre	MEX			Team Motopark	DEU	Dallara F324 TOM'S TGE 33	1:36.736	10	1:36.865	9	1:37.002	13	1:37.171	16	1:37.274	11
8	10	Lorenzo Castillo	MEX	RT	3	Team Motopark	DEU	Dallara F324 TOM'S TGE 33	1:37.158	11	1:37.719	6	1:37.794	8	1:37.811	15	1:37.968	9
9	7	Wiktor Dobrzański	POL	RT	4	Team Motopark	DEU	Dallara F324 TOM'S TGE 33	1:37.262	11	1:37.681	10	1:37.682	15	1:37.759	7	1:37.811	9
10	1	Marcelo Hahn	BRA	RT	5	BVM Racing	ITA	Dallara F324 TOM'S TGE 33	1:37.369	11	1:37.562	10	1:37.605	9	1:37.616	5	1:37.628	16
11	55	Divy Nandan	IND			BVM Racing	ITA	Dallara F324 TOM'S TGE 33	1:37.440	10	1:37.480	11	1:37.674	12	1:37.681	9	1:37.716	7
12	58	Aaron Ferrazzano	BEL	RT	6	Neri Autosport	BEL	Dallara F324 TOM'S TGE 33	1:37.826	10	1:37.915	9	1:38.057	11	1:38.124	6	1:38.144	14



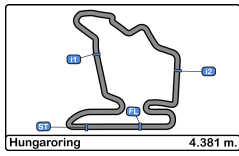


**Hungaroring**  
**Euroformula Open**  
**Race - 1**  
**Best 5 Top Speeds**



Clas	Nº	Driver	Nat	Cat	Cls	Team	Nat	Vehicle	Top 1		Top 2		Top 3		Top 4		Top 5		Avg	
									Km/h	Lap	Km/h	Lap	Km/h	Lap	Km/h	Lap	Km/h	Lap		
1	58	Aaron Ferrazzano		BEL	RT	1	Neri Autosport		Dallara F324 TOM'S TGE 33	227.3	3	227.3	5	224.0	7	223.6	11	223.1	10	225.1
2	1	Marcelo Hahn		BRA	RT	2	BVM Racing		Dallara F324 TOM'S TGE 33	225.9	3	225.9	4	225.9	10	225.4	2	225.4	7	225.7
3	27	Jesse Carrasquedo		MEX			Team Motopark		Dallara F324 TOM'S TGE 33	225.0	10	224.5	8	224.0	7	223.6	3	223.6	9	224.1
4	7	Wiktor Dobrzański		POL	RT	3	Team Motopark		Dallara F324 TOM'S TGE 33	224.5	11	224.0	4	223.6	14	223.1	3	223.1	7	223.6
5	11	Alessandro Famularo		ITA			BVM Racing		Dallara F324 TOM'S TGE 33	224.5	2	224.0	6	223.6	10	223.1	7	223.1	16	223.6
6	44	Diego de la Torre		MEX			Team Motopark		Dallara F324 TOM'S TGE 33	223.1	2	222.6	7	222.2	10	221.7	3	221.7	6	222.3
7	55	Divy Nandan		IND			BVM Racing		Dallara F324 TOM'S TGE 33	223.1	6	223.1	7	223.1	13	222.6	9	222.6	11	222.9
8	10	Lorenzo Castillo		MEX	RT	4	Team Motopark		Dallara F324 TOM'S TGE 33	222.6	11	222.2	13	221.3	3	221.3	7	221.3	12	221.7
9	21	Rui-Heng Yeh		TPE			Team Motopark		Dallara F324 TOM'S TGE 33	222.6	11	222.2	7	221.7	6	221.7	10	221.3	13	221.9
10	3	Javier Herrera		MEX	RT	5	BVM Racing		Dallara F324 TOM'S TGE 33	221.3	2	220.8	7	220.8	10	220.4	6	219.9	5	220.6
11	9	Everett Stack		USA			Team Motopark		Dallara F324 TOM'S TGE 33	220.8	7	220.4	6	219.9	10	218.6	5	218.6	9	219.6
12	50	Jan Koller		CZE	RT	6	Team Motopark		Dallara F324 TOM'S TGE 33	220.8	10	220.4	6	220.4	7	219.9	9	219.9	11	220.3



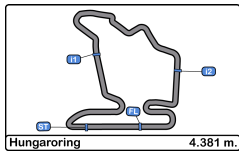


**Hungaroring**  
**Euroformula Open**  
**Race - 1**  
**Fastest Laps Sequence**



Lap	Time of Day	Session Time	Nº Driver	Nat	Cat	Team	Nat	Vehicle	Time	Km/h
2	16:26:10.966	3:18.966	9 Everett Stack		USA	Team Motopark		DEU Dallara F324 TOM'S TGE 33	<b>1:37.010</b>	162.5
3	16:27:47.720	4:55.720	9 Everett Stack		USA	Team Motopark		DEU Dallara F324 TOM'S TGE 33	<b>1:36.755</b>	163.0
6	16:32:38.240	9:46.240	9 Everett Stack		USA	Team Motopark		DEU Dallara F324 TOM'S TGE 33	<b>1:36.626</b>	163.2
10	16:39:11.547	16:19.547	21 Rui-Heng Yeh		TPE	Team Motopark		DEU Dallara F324 TOM'S TGE 33	<b>1:36.507</b>	163.4
11	16:40:41.870	17:49.870	9 Everett Stack		USA	Team Motopark		DEU Dallara F324 TOM'S TGE 33	<b>1:36.280</b>	163.8





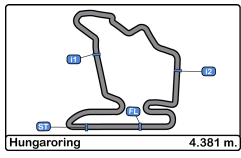
**Hungaroring**  
**Euroformula Open**  
**Race - 1**  
**Lap Chart**



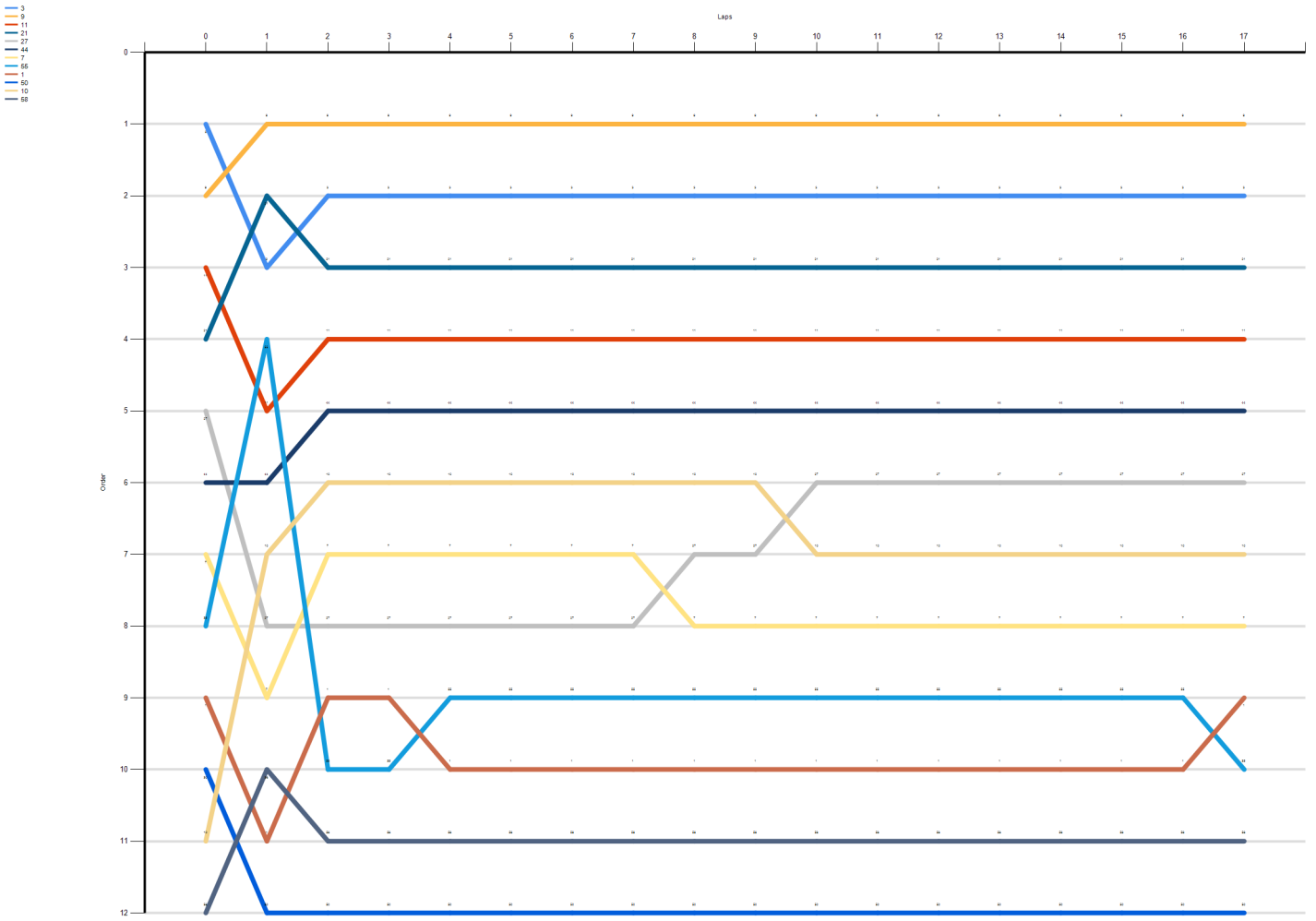
**LAP**

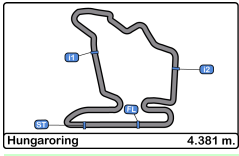
Nr	Pos	Grid	1	2	3	4	5	6	7	8	9	10	11	12	13	14	15	16	17
3	1	3	9	9	9	9	9	9	9	9	9	9	9	9	9	9	9	9	9
9	2	9	21	3	3	3	3	3	3	3	3	3	3	3	3	3	3	3	3
11	3	11	3	21	21	21	21	21	21	21	21	21	21	21	21	21	21	21	21
21	4	21	55	11	11	11	11	11	11	11	11	11	11	11	11	11	11	11	11
27	5	27	11	44	44	44	44	44	44	44	44	44	44	44	44	44	44	44	44
44	6	44	44	10	10	10	10	10	10	10	10	27	27	27	27	27	27	27	27
7	7	7	10	7	7	7	7	7	7	27	27	10	10	10	10	10	10	10	10
55	8	55	27	27	27	27	27	27	27	7	7	7	7	7	7	7	7	7	7
1	9	1	7	1	1	55	55	55	55	55	55	55	55	55	55	55	55	55	1
50	10	50	58	55	55	1	1	1	1	1	1	1	1	1	1	1	1	1	55
10	11	10	1	58	58	58	58	58	58	58	58	58	58	58	58	58	58	58	58
58	12	58	50	50	50	50	50	50	50	50	50	50	50	50	50	50	50	50	50





**Hungaroring**  
**Euroformula Open**  
**Race - 1**  
**Graphic Lap Chart**



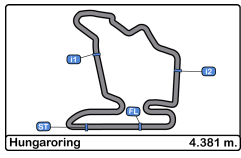


Hungaroring  
Euroformula Open  
Race - 1  
Pit Stop Analysis



Ord.	Nr.	In Day Time	Driver	Nat	Team	Nat	Vehicle	Cat	In Time	Stop N°	Pit Time	Handicap	Diff.
------	-----	-------------	--------	-----	------	-----	---------	-----	---------	---------	----------	----------	-------

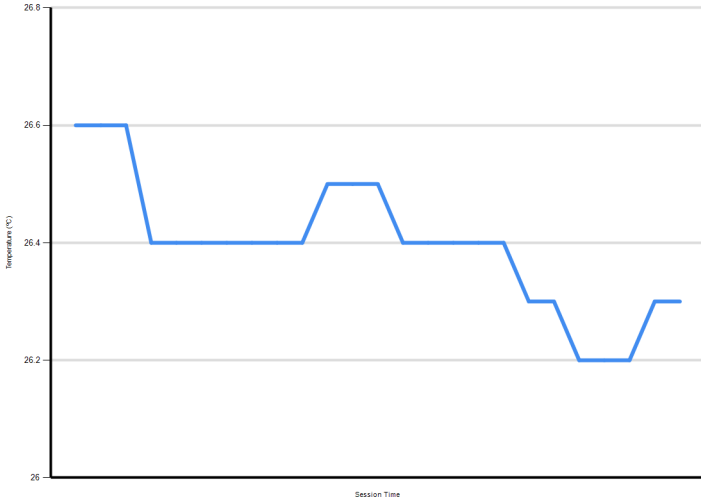




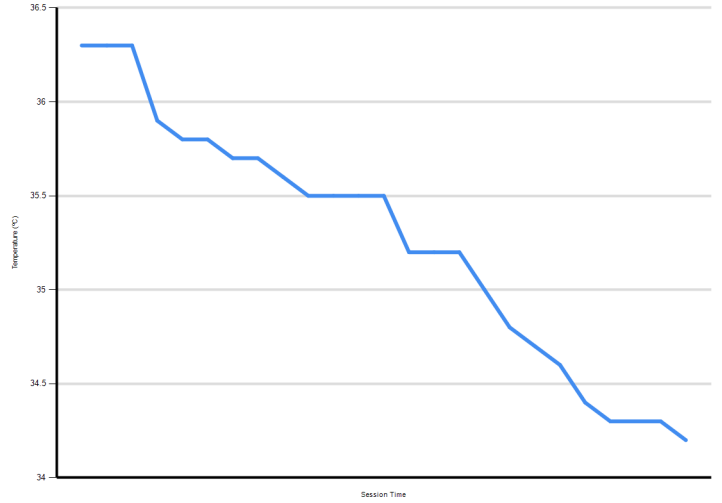
**Hungaroring**  
**Euroformula Open**  
**Race - 1**  
**Weather Report**



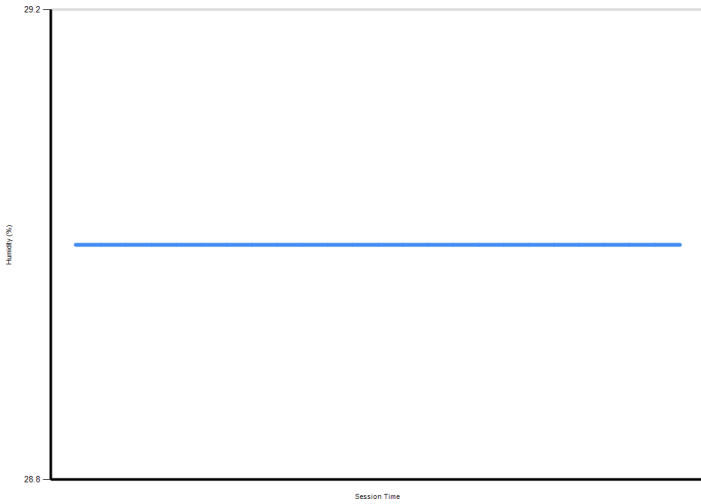
Air Temperature



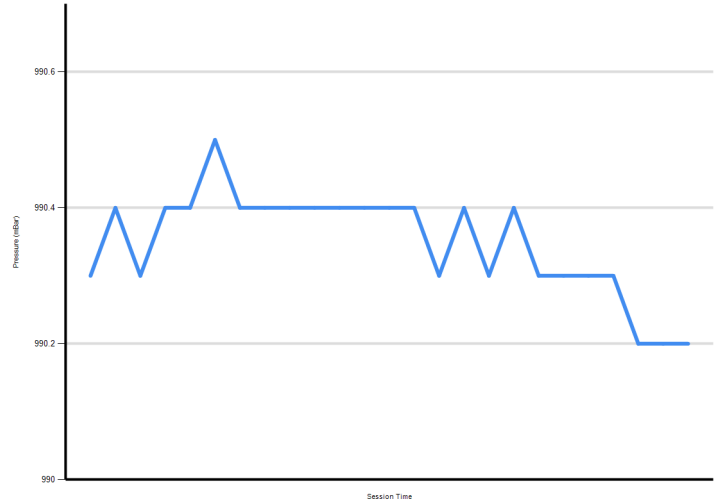
Track Temperature



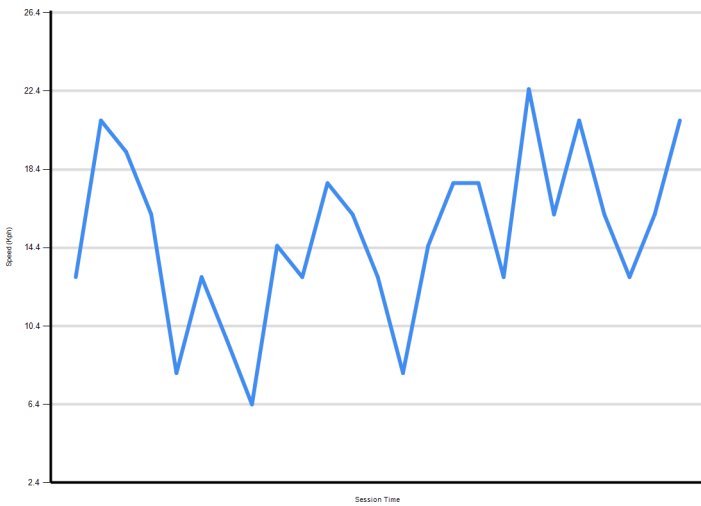
Humidity



Pressure



Wind Speed



Wind direction

