

Misano
Euroformula Open
Race - 1
Provisional Results



Clas	Nº	Driver	Nat	Cat	Clas	Team	Nat	Vehicle	Laps	Total Time	Gap	Interval	Km/h	Best	Time	Km/h
1	3	Javier Herrera	MEX	RT	1	BVM Racing	ITA	Dallara F324 TOM'S TGE 33	19	28:14.294			170.6	3	1:28.554	171.8
2	21	Rui-Heng Yeh	TPE			Team Motopark	DEU	Dallara F324 TOM'S TGE 33	19	28:17.685	3.391	3.391	170.2	7	1:28.798	171.3
3	11	Alessandro Famularo	VEN			BVM Racing	ITA	Dallara F324 TOM'S TGE 33	19	28:24.138	9.844	6.453	169.6	4	1:28.838	171.2
4	9	Everett Stack	USA			Team Motopark	DEU	Dallara F324 TOM'S TGE 33	19	28:25.977	11.683	1.839	169.4	2	1:28.974	170.9
5	27	Jesse Carrasquedo	MEX			Team Motopark	DEU	Dallara F324 TOM'S TGE 33	19	28:29.383	15.089	3.406	169.1	4	1:29.019	170.9
6	7	Wiktor Dobrzański	POL	RT	2	Team Motopark	DEU	Dallara F324 TOM'S TGE 33	19	28:34.697	20.403	5.314	168.5	3	1:28.997	170.9
7	10	Lorenzo Castillo	MEX	RT	3	Team Motopark	DEU	Dallara F324 TOM'S TGE 33	19	28:36.865	22.571	2.168	168.3	4	1:29.257	170.4
8	4	Ricardo Miranda Baptista	BRA	RT	4	BVM Racing	ITA	Dallara F324 TOM'S TGE 33	19	28:37.412	23.118	0.547	168.3	19	1:29.370	170.2
9	55	Divy Nandan	IND			BVM Racing	ITA	Dallara F324 TOM'S TGE 33	19	28:39.010	24.716	1.598	168.1	11	1:29.511	169.9
10	58	Aaron Ferrazzano	BEL	RT	5	Neri Autosport	BEL	Dallara F324 TOM'S TGE 33	19	28:48.922	34.628	9.912	167.1	14	1:29.980	169.0
11	44	Diego de la Torre	MEX			Team Motopark	DEU	Dallara F324 TOM'S TGE 33	19	28:52.838	38.544	3.916	166.8	2	1:28.635	171.6
12	50	Jan Koller	CZE	RT	6	Team Motopark	DEU	Dallara F324 TOM'S TGE 33	19	29:09.239	54.945	16.401	165.2	5	1:28.829	171.2

Fastest lap Javier Herrera in 1:28.554 at 171.8 Km/h in lap 3

Published at:.....

Track Temp: **44.3 °C** Air Temp: **25.4 °C** Humidity: **52 %** Track Status: **DRY**

Race Director:

Daniele Galbiati

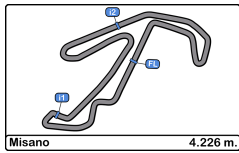
ACI DGAa 46766

Timekeeper:


Luis Garcia

JCR-2654-ESP/M





Misano
Euroformula Open
Race - 1
Provisional Results by Category



RT																
Clas	Nº	Driver	Nat	Cat	Clas	Team	Nat	Vehicle	Laps	Total Time	Gap	Interval	Km/h	Best	Time	Km/h
1	3	Javier Herrera	MEX	RT	1	BVM Racing	ITA	Dallara F324 TOM'S TGE 33	19	28:14.294			170.6	3	1:28.554	171.8
2	7	Wiktor Dobrzański	POL	RT	2	Team Motopark	DEU	Dallara F324 TOM'S TGE 33	19	28:34.697	20.403	20.403	168.5	3	1:28.997	170.9
3	10	Lorenzo Castillo	MEX	RT	3	Team Motopark	DEU	Dallara F324 TOM'S TGE 33	19	28:36.865	22.571	2.168	168.3	4	1:29.257	170.4
4	4	Ricardo Miranda Baptista	BRA	RT	4	BVM Racing	ITA	Dallara F324 TOM'S TGE 33	19	28:37.412	23.118	0.547	168.3	19	1:29.370	170.2
5	58	Aaron Ferrazzano	BEL	RT	5	Neri Autosport	BEL	Dallara F324 TOM'S TGE 33	19	28:48.922	34.628	11.510	167.1	14	1:29.980	169.0
6	50	Jan Koller	CZE	RT	6	Team Motopark	DEU	Dallara F324 TOM'S TGE 33	19	29:09.239	54.945	20.317	165.2	5	1:28.829	171.2

Fastest lap Javier Herrera in 1:28.554 at 171.8 Km/h in lap 3

Published at:.....


Track Temp: **44.3 °C** Air Temp: **25.4 °C** Humidity: **52 %** Track Status: **DRY**

Race Director:

Daniele Galbiati

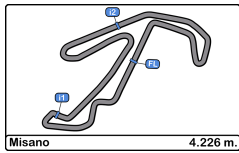
ACI DGAa 46766

Timekeeper:


 Luis Garcia

JCR-2654-ESP/M





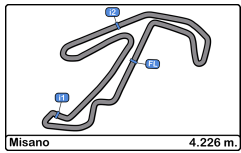
Misano
Euroformula Open
Race - 1



Provisional Classification by Driver Fastest Lap

Cl	N°	Entrant/Team	Nat	Vehicle	Driver	Nat	Cat	Cl	Laps	Best	Time	Gap	Interval	Km/h
1	3	BVM Racing	ITA	Dallara F324 TOM'S TGE 33	Javier Herrera	MEX	RT	1	19	3	1:28.554			171.8
2	44	Team Motopark	DEU	Dallara F324 TOM'S TGE 33	Diego de la Torre	MEX			19	2	1:28.635	0.081	0.081	171.6
3	21	Team Motopark	DEU	Dallara F324 TOM'S TGE 33	Rui-Heng Yeh	TPE			19	7	1:28.798	0.244	0.163	171.3
4	50	Team Motopark	DEU	Dallara F324 TOM'S TGE 33	Jan Koller	CZE	RT	2	19	5	1:28.829	0.275	0.031	171.2
5	11	BVM Racing	ITA	Dallara F324 TOM'S TGE 33	Alessandro Famularo	VEN			19	4	1:28.838	0.284	0.009	171.2
6	9	Team Motopark	DEU	Dallara F324 TOM'S TGE 33	Everett Stack	USA			19	2	1:28.974	0.420	0.136	170.9
7	7	Team Motopark	DEU	Dallara F324 TOM'S TGE 33	Wiktor Dobrzański	POL	RT	3	19	3	1:28.997	0.443	0.023	170.9
8	27	Team Motopark	DEU	Dallara F324 TOM'S TGE 33	Jesse Carrasquedo	MEX			19	4	1:29.019	0.465	0.022	170.9
9	10	Team Motopark	DEU	Dallara F324 TOM'S TGE 33	Lorenzo Castillo	MEX	RT	4	19	4	1:29.257	0.703	0.238	170.4
10	4	BVM Racing	ITA	Dallara F324 TOM'S TGE 33	Ricardo Miranda Baptista	BRA	RT	5	19	19	1:29.370	0.816	0.113	170.2
11	55	BVM Racing	ITA	Dallara F324 TOM'S TGE 33	Divy Nandan	IND			19	11	1:29.511	0.957	0.141	169.9
12	58	Neri Autosport	BEL	Dallara F324 TOM'S TGE 33	Aaron Ferrazzano	BEL	RT	6	19	14	1:29.980	1.426	0.469	169.0





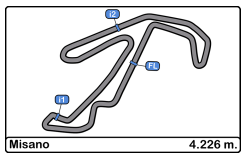
Misano
Euroformula Open
Race - 1



Distance and Speed Average

Clas	Nº	Driver	Nat	Cat	Clas	Team	Nat	Vehicle	Laps	Distance	Total Time	Km/h
1	3	Javier Herrera	MEX	RT	1	BVM Racing	ITA	Dallara F324 TOM'S TGE 33	19	80.29	28:14.294	170.6
2	21	Rui-Heng Yeh	TPE			Team Motopark	DEU	Dallara F324 TOM'S TGE 33	19	80.29	28:17.685	170.2
3	11	Alessandro Famularo	VEN			BVM Racing	ITA	Dallara F324 TOM'S TGE 33	19	80.29	28:24.138	169.6
4	9	Everett Stack	USA			Team Motopark	DEU	Dallara F324 TOM'S TGE 33	19	80.29	28:25.977	169.4
5	27	Jesse Carrasquedo	MEX			Team Motopark	DEU	Dallara F324 TOM'S TGE 33	19	80.29	28:29.383	169.1
6	7	Wiktor Dobrzański	POL	RT	2	Team Motopark	DEU	Dallara F324 TOM'S TGE 33	19	80.29	28:34.697	168.5
7	10	Lorenzo Castillo	MEX	RT	3	Team Motopark	DEU	Dallara F324 TOM'S TGE 33	19	80.29	28:36.865	168.3
8	4	Ricardo Miranda Baptista	BRA	RT	4	BVM Racing	ITA	Dallara F324 TOM'S TGE 33	19	80.29	28:37.412	168.3
9	55	Divy Nandan	IND			BVM Racing	ITA	Dallara F324 TOM'S TGE 33	19	80.29	28:39.010	168.1
10	58	Aaron Ferrazzano	BEL	RT	5	Neri Autosport	BEL	Dallara F324 TOM'S TGE 33	19	80.29	28:48.922	167.1
11	44	Diego de la Torre	MEX			Team Motopark	DEU	Dallara F324 TOM'S TGE 33	19	80.29	28:52.838	166.8
12	50	Jan Koller	CZE	RT	6	Team Motopark	DEU	Dallara F324 TOM'S TGE 33	19	80.29	29:09.239	165.2





Misano
Euroformula Open
Race - 1
Lap Analysis



3

Javier Herrera

Dallara F324 TOM'S TGE 33 7

Wiktór Dobrzański

Dallara F324 TOM'S TGE 33

RT

BVM Racing

RT

Team Motopark

Lap	D	Time	Sector 1	Sector 2	Sector 3	T. Spd	Elapsed	Lap	D	Time	Sector 1	Sector 2	Sector 3	T. Spd	Elapsed
1		1:33.468	27.304	34.081	32.083	210.9	1:33.468	1		1:38.999	31.436	34.968	32.595	216.4	1:38.999
2		1:28.584	22.664	34.064	31.856	211.7	3:02.052	2		1:30.471	23.064	34.456	32.951	216.0	3:09.470
3		1:28.554	22.639	33.990	31.925	211.3	4:30.606	3		1:28.997	22.707	34.288	32.002	214.2	4:38.467
4		1:28.955	22.784	34.260	31.911	211.3	5:59.561	4		1:29.170	22.745	34.302	32.123	213.4	6:07.637
5		1:28.737	22.760	34.039	31.938	211.7	7:28.298	5		1:29.114	22.891	34.158	32.065	215.1	7:36.751
6		1:28.801	22.827	34.037	31.937	212.5	8:57.099	6		1:29.954	23.446	34.216	32.292	214.7	9:06.705
7		1:28.764	22.722	33.976	32.066	212.1	10:25.863	7		1:29.247	22.906	34.217	32.124	215.1	10:35.952
8		1:29.045	22.791	34.004	32.250	212.1	11:54.908	8		1:29.777	22.990	34.283	32.504	215.1	12:05.729
9		1:28.895	22.874	33.990	32.031	210.9	13:23.803	9		1:29.703	23.146	34.287	32.270	215.1	13:35.432
10		1:29.121	22.917	34.025	32.179	213.0	14:52.924	10		1:29.351	23.060	34.098	32.193	215.1	15:04.783
11		1:28.985	22.854	34.017	32.114	211.3	16:21.909	11		1:29.891	23.345	34.298	32.248	214.7	16:34.674
12		1:28.976	22.905	34.042	32.029	212.5	17:50.885	12		1:30.645	24.178	34.158	32.309	215.5	18:05.319
13		1:29.059	22.886	34.163	32.010	212.1	19:19.944	13		1:29.644	23.163	34.283	32.198	215.1	19:34.963
14		1:28.814	22.744	34.037	32.033	211.7	20:48.758	14		1:29.335	23.055	34.122	32.158	214.7	21:04.298
15		1:28.884	22.910	33.949	32.025	212.5	22:17.642	15		1:30.292	23.298	34.527	32.467	215.1	22:34.590
16		1:28.974	22.886	34.121	31.967	212.5	23:46.616	16		1:29.848	23.207	34.386	32.255	216.4	24:04.438
17		1:29.044	23.052	34.069	31.923	212.5	25:15.660	17		1:29.915	23.090	34.380	32.445	212.1	25:34.353
18		1:29.218	22.965	34.066	32.187	212.1	26:44.878	18		1:29.973	22.996	34.396	32.581	213.0	27:04.326
19		1:29.416	22.982	34.024	32.410	211.7	28:14.294	19		1:30.371	22.973	34.716	32.682	212.1	28:34.697

4

Ricardo Miranda Baptista

Dallara F324 TOM'S TGE 33 9

Everett Stack

Dallara F324 TOM'S TGE 33

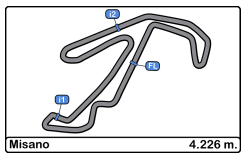
RT

BVM Racing

Team Motopark

Lap	D	Time	Sector 1	Sector 2	Sector 3	T. Spd	Elapsed	Lap	D	Time	Sector 1	Sector 2	Sector 3	T. Spd	Elapsed
1		1:37.598	30.415	34.850	32.333	215.1	1:37.598	1		1:34.800	28.290	34.211	32.299	210.5	1:34.800
2		1:30.380	23.215	34.730	32.435	211.3	3:07.978	2		1:28.974	22.741	34.096	32.137	211.7	3:03.774
3		1:29.384	22.861	34.224	32.299	213.0	4:37.362	3		1:29.375	22.757	34.061	32.557	210.9	4:33.149
4		1:29.471	22.564	34.334	32.573	213.4	6:06.833	4		1:29.178	22.719	34.191	32.268	210.1	6:02.327
5		1:29.471	22.684	34.251	32.536	213.4	7:36.304	5		1:29.105	22.742	34.203	32.160	210.1	7:31.432
6		1:29.602	22.906	34.162	32.534	213.0	9:05.906	6		1:29.567	22.887	34.307	32.373	210.1	9:00.999
7		1:29.529	22.784	34.245	32.500	213.4	10:35.435	7		1:29.563	22.936	34.241	32.386	210.1	10:30.562
8		1:29.519	23.014	34.192	32.313	212.5	12:04.954	8		1:30.051	22.934	34.350	32.767	209.7	12:00.613
9		1:29.915	23.364	34.255	32.296	213.0	13:34.869	9		1:30.081	22.783	34.192	33.106	209.7	13:30.694
10		1:29.574	23.028	34.133	32.413	213.0	15:04.443	10		1:29.706	23.150	34.119	32.437	212.1	15:00.400
11		1:30.139	23.151	34.333	32.655	211.3	16:34.582	11		1:29.380	22.886	34.169	32.325	211.7	16:29.780
12		1:30.309	23.336	34.504	32.469	212.5	18:04.891	12		1:29.664	23.015	34.259	32.390	211.3	17:59.444
13		1:29.526	22.939	34.277	32.310	213.0	19:34.417	13		1:29.411	22.941	34.070	32.400	211.3	19:28.855
14		1:29.545	22.863	34.214	32.468	212.1	21:03.962	14		1:29.278	22.967	34.040	32.271	210.9	20:58.133
15		1:29.992	23.324	34.326	32.342	213.0	22:33.954	15		1:29.612	22.916	34.116	32.580	210.5	22:27.745
16		1:29.786	23.284	34.345	32.157	213.8	24:03.740	16		1:29.423	22.937	34.145	32.341	211.7	23:57.168
17		1:34.725	23.324	38.823	32.578	211.3	25:38.465	17		1:29.490	22.877	34.121	32.492	210.1	25:26.658
18		1:29.577	23.007	34.155	32.415	214.2	27:08.042	18		1:29.631	22.954	34.249	32.428	210.5	26:56.289
19		1:29.370	22.839	34.144	32.387	215.1	28:37.412	19		1:29.688	22.887	34.228	32.573	210.5	28:25.977





Misano
Euroformula Open
Race - 1
Lap Analysis



10 Lorenzo Castillo Dallara F324 TOM'S TGE 33 **21** Rui-Heng Yeh Dallara F324 TOM'S TGE 33

RT

Team Motopark

Team Motopark

Lap D	Time	Sector 1	Sector 2	Sector 3	T. Spd	Elapsed	Lap D	Time	Sector 1	Sector 2	Sector 3	T. Spd	Elapsed
1	1:38.009	30.675	35.138	32.196	211.7	1:38.009	1	1:34.149	27.827	34.121	32.201	214.2	1:34.149
2	1:31.518	23.145	34.883	33.490	213.4	3:09.527	2	1:28.923	22.703	34.124	32.096	215.1	3:03.072
3	1:29.901	23.348	34.229	32.324	212.5	4:39.428	3	1:28.920	22.682	34.032	32.206	214.7	4:31.992
4	1:29.257	22.805	34.200	32.252	211.7	6:08.685	4	1:29.041	22.760	34.220	32.061	213.8	6:01.033
5	1:29.378	22.876	34.238	32.264	212.1	7:38.063	5	1:28.988	22.777	34.026	32.185	213.8	7:30.021
6	1:29.328	22.920	34.227	32.181	211.7	9:07.391	6	1:28.840	22.705	34.021	32.114	214.2	8:58.861
7	1:29.440	22.885	34.277	32.278	213.4	10:36.831	7	1:28.798	22.714	34.016	32.068	213.8	10:27.659
8	1:29.908	22.992	34.411	32.505	211.7	12:06.739	8	1:29.007	22.714	34.196	32.097	213.4	11:56.666
9	1:29.604	23.089	34.311	32.204	212.1	13:36.343	9	1:29.281	23.010	34.147	32.124	213.4	13:25.947
10	1:29.841	23.043	34.469	32.329	211.3	15:06.184	10	1:29.050	22.771	34.079	32.200	213.4	14:54.997
11	1:29.700	23.040	34.322	32.338	212.5	16:35.884	11	1:28.998	22.851	34.085	32.062	213.8	16:23.995
12	1:30.268	23.516	34.377	32.375	212.5	18:06.152	12	1:29.119	22.933	34.084	32.102	213.4	17:53.114
13	1:30.006	23.264	34.421	32.321	211.3	19:36.158	13	1:29.154	22.843	34.129	32.182	212.5	19:22.268
14	1:29.815	23.086	34.391	32.338	211.3	21:05.973	14	1:29.131	22.877	34.060	32.194	213.4	20:51.399
15	1:30.095	23.064	34.414	32.617	210.9	22:36.068	15	1:29.415	22.906	34.101	32.408	213.0	22:20.814
16	1:30.039	23.189	34.337	32.513	212.1	24:06.107	16	1:29.352	23.154	34.037	32.161	214.2	23:50.166
17	1:30.254	23.161	34.552	32.541	210.5	25:36.361	17	1:28.984	22.915	34.050	32.019	213.4	25:19.150
18	1:30.119	23.094	34.453	32.572	211.3	27:06.480	18	1:29.351	22.942	34.116	32.293	213.4	26:48.501
19	1:30.385	23.382	34.440	32.563	210.9	28:36.865	19	1:29.184	22.942	33.957	32.285	213.8	28:17.685

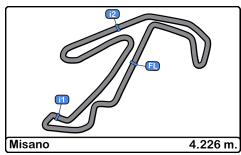
11 Alessandro Famularo Dallara F324 TOM'S TGE 33 **27** Jesse Carrasquedo Dallara F324 TOM'S TGE 33

BVM Racing

Team Motopark

Lap D	Time	Sector 1	Sector 2	Sector 3	T. Spd	Elapsed	Lap D	Time	Sector 1	Sector 2	Sector 3	T. Spd	Elapsed
1	1:35.483	29.194	34.169	32.120	213.8	1:35.483	1	1:36.257	29.598	34.416	32.243	211.7	1:36.257
2	1:29.374	23.011	34.129	32.234	213.8	3:04.857	2	1:29.580	22.930	34.300	32.350	211.7	3:05.837
3	1:29.157	22.795	34.083	32.279	213.0	4:34.014	3	1:29.502	23.007	34.295	32.200	211.7	4:35.339
4	1:28.838	22.789	33.929	32.120	213.8	6:02.852	4	1:29.019	22.743	34.297	31.979	210.9	6:04.358
5	1:29.156	23.018	33.992	32.146	214.7	7:32.008	5	1:29.284	22.960	34.303	32.021	211.7	7:33.642
6	1:29.476	23.093	34.156	32.227	214.2	9:01.484	6	1:29.321	22.923	34.255	32.143	211.3	9:02.963
7	1:29.499	22.986	34.110	32.403	216.0	10:30.983	7	1:29.494	22.951	34.303	32.240	212.5	10:32.457
8	1:29.918	23.075	34.056	32.787	217.3	12:00.901	8	1:29.575	23.018	34.484	32.073	211.3	12:02.032
9	1:29.372	23.145	33.968	32.259	216.0	13:30.273	9	1:29.868	23.113	34.400	32.355	210.9	13:31.900
10	1:29.131	22.935	33.971	32.225	213.4	14:59.404	10	1:29.777	23.074	34.361	32.342	211.7	15:01.677
11	1:29.370	23.020	33.996	32.354	212.5	16:28.774	11	1:29.818	22.983	34.577	32.258	210.5	16:31.495
12	1:29.439	23.045	34.097	32.297	213.8	17:58.213	12	1:29.511	22.995	34.411	32.105	210.5	18:01.006
13	1:29.116	22.837	34.033	32.246	211.7	19:27.329	13	1:29.324	22.913	34.251	32.160	210.5	19:30.330
14	1:29.104	22.994	33.948	32.162	213.0	20:56.433	14	1:29.428	23.029	34.249	32.150	210.5	20:59.758
15	1:29.409	22.975	34.088	32.346	213.4	22:25.842	15	1:29.720	22.923	34.531	32.266	210.9	22:29.478
16	1:29.352	23.135	34.004	32.213	213.4	23:55.194	16	1:29.921	23.120	34.462	32.339	211.3	23:59.399
17	1:29.439	22.991	34.079	32.369	213.0	25:24.633	17	1:29.955	23.201	34.556	32.198	210.5	25:29.354
18	1:29.440	23.126	33.908	32.406	212.5	26:54.073	18	1:30.389	23.169	34.759	32.461	210.5	26:59.743
19	1:30.065	23.182	34.368	32.515	212.5	28:24.138	19	1:29.640	22.981	34.384	32.275	209.7	28:29.383





Misano
Euroformula Open
Race - 1
Lap Analysis



44

Diego de la Torre

Dallara F324 TOM'S TGE 33 55

Divy Nandan

Dallara F324 TOM'S TGE 33

Team Motopark

BVM Racing

Lap	D	Time	Sector 1	Sector 2	Sector 3	T. Spd	Elapsed	Lap	D	Time	Sector 1	Sector 2	Sector 3	T. Spd	Elapsed
1		2:05.287	58.718	34.399	32.170	211.7	2:05.287	1		1:37.253	30.109	34.623	32.521	213.4	1:37.253
2		1:28.635	22.543	34.043	32.049	211.3	3:33.922	2		1:32.301	23.120	35.454	33.727	214.7	3:09.554
3		1:29.073	22.604	34.258	32.211	211.3	5:02.995	3		1:31.079	24.045	34.465	32.569	213.8	4:40.633
4		1:29.224	22.887	34.339	31.998	212.1	6:32.219	4		1:30.419	23.201	34.515	32.703	211.7	6:11.052
5		1:29.160	22.751	34.233	32.176	212.5	8:01.379	5		1:29.827	22.986	34.416	32.425	212.5	7:40.879
6		1:29.272	22.676	34.372	32.224	211.7	9:30.651	6		1:30.346	23.021	34.856	32.469	212.5	9:11.225
7		1:28.761	22.489	34.065	32.207	212.1	10:59.412	7		1:29.895	22.901	34.544	32.450	213.4	10:41.120
8		1:30.731	23.910	34.516	32.305	212.5	12:30.143	8		1:29.621	22.905	34.389	32.327	212.5	12:10.741
9		1:29.418	22.846	34.296	32.276	211.3	13:59.561	9		1:30.048	23.024	34.728	32.296	212.5	13:40.789
10		1:29.203	22.763	34.218	32.222	212.5	15:28.764	10		1:29.519	22.919	34.162	32.438	213.0	15:10.308
11		1:29.302	22.782	34.246	32.274	211.7	16:58.066	11		1:29.511	22.969	34.219	32.323	212.5	16:39.819
12		1:29.445	22.811	34.386	32.248	211.7	18:27.511	12		1:30.061	23.086	34.362	32.613	212.5	18:09.880
13		1:29.243	22.775	34.242	32.226	212.5	19:56.754	13		1:30.388	23.517	34.492	32.379	212.1	19:40.268
14		1:29.288	22.784	34.223	32.281	212.1	21:26.042	14		1:30.192	23.093	34.596	32.503	212.5	21:10.460
15		1:29.660	22.904	34.211	32.545	212.1	22:55.702	15		1:29.717	23.047	34.410	32.260	212.1	22:40.177
16		1:29.369	22.877	34.165	32.327	212.5	24:25.071	16		1:29.561	23.016	34.318	32.227	213.8	24:09.738
17		1:29.211	22.748	34.165	32.298	212.1	25:54.282	17		1:29.740	23.114	34.182	32.444	213.0	25:39.478
18		1:29.499	22.883	34.224	32.392	212.1	27:23.781	18		1:29.655	23.050	34.269	32.336	213.8	27:09.133
19		1:29.057	22.793	34.090	32.174	212.1	28:52.838	19		1:29.877	23.042	34.377	32.458	213.0	28:39.010

50

Jan Koller

Dallara F324 TOM'S TGE 33 58

Aaron Ferrazzano

Dallara F324 TOM'S TGE 33

RT

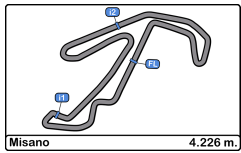
Team Motopark

RT

Neri Autosport

Lap	D	Time	Sector 1	Sector 2	Sector 3	T. Spd	Elapsed	Lap	D	Time	Sector 1	Sector 2	Sector 3	T. Spd	Elapsed
1		2:06.777	52.797	41.240	32.740	211.7	2:06.777	1		1:38.596	30.989	35.072	32.535	216.4	1:38.596
2		1:29.944	22.892	34.546	32.506	212.5	3:36.721	2		1:31.151	23.146	35.135	32.870	215.5	3:09.747
3		1:30.126	23.068	34.532	32.526	212.5	5:06.847	3		1:31.452	24.158	34.926	32.368	214.7	4:41.199
4		1:29.641	22.940	34.360	32.341	211.7	6:36.488	4		1:30.391	23.227	34.716	32.448	215.5	6:11.590
5		1:28.829	22.800	34.100	31.929	213.0	8:05.317	5		1:30.212	23.232	34.576	32.404	214.7	7:41.802
6		1:29.879	22.795	34.517	32.567	212.1	9:35.196	6		1:30.033	23.134	34.579	32.320	215.1	9:11.835
7		1:29.686	22.828	34.405	32.453	213.0	11:04.882	7		1:30.602	23.430	34.531	32.641	215.1	10:42.437
8		1:30.242	22.826	34.570	32.846	212.5	12:35.124	8		1:30.496	23.251	34.691	32.554	213.8	12:12.933
9		1:30.838	23.195	34.758	32.885	211.3	14:05.962	9		1:30.663	23.398	34.695	32.570	213.4	13:43.596
10		1:30.467	23.078	34.582	32.807	212.1	15:36.429	10		1:30.080	23.123	34.514	32.443	213.8	15:13.676
11		1:30.814	23.233	34.834	32.747	211.3	17:07.243	11		1:30.396	23.102	34.720	32.574	213.0	16:44.072
12		1:31.072	23.550	34.851	32.671	211.7	18:38.315	12		1:30.329	23.122	34.552	32.655	213.4	18:14.401
13		1:31.183	23.334	34.818	33.031	210.1	20:09.498	13		1:30.475	23.386	34.644	32.445	213.0	19:44.876
14		1:30.619	23.221	34.711	32.687	212.1	21:40.117	14		1:29.980	23.118	34.499	32.363	213.4	21:14.856
15		1:31.089	23.341	34.705	33.043	212.5	23:11.206	15		1:30.258	23.265	34.517	32.476	212.5	22:45.114
16		1:30.653	23.252	34.580	32.821	212.1	24:41.859	16		1:30.131	23.125	34.553	32.453	213.4	24:15.245
17		1:29.190	22.871	34.168	32.151	212.1	26:11.049	17		1:30.542	23.264	34.410	32.868	212.5	25:45.787
18		1:29.024	22.815	34.088	32.121	211.7	27:40.073	18		1:31.130	23.492	34.818	32.820	212.5	27:16.917
19		1:29.166	22.796	34.075	32.295	211.3	29:09.239	19		1:32.005	23.688	34.950	33.367	211.3	28:48.922



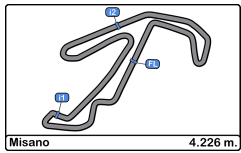


Misano
Euroformula Open
Race - 1
Analysis by Lap



Num	Lap Time	Gap	Num	Lap Time	Gap	Num	Lap Time	Gap	Num	Lap Time	Gap	Num	Lap Time	Gap
Lap 1			Lap 5			Lap 9			Lap 13			Lap 17		
3	1:33.468		3	1:28.737		3	1:28.895		3	1:29.059		3	1:29.044	
21	1:34.149	00.681	21	1:28.988	01.723	21	1:29.281	02.144	21	1:29.154	02.324	21	1:28.984	03.490
9	1:34.800	01.332	9	1:29.105	03.134	11	1:29.372	06.470	11	1:29.116	07.385	11	1:29.439	08.973
11	1:35.483	02.015	11	1:29.156	03.710	9	1:30.081	06.891	9	1:29.411	08.911	9	1:29.490	10.998
27	1:36.257	02.789	27	1:29.284	05.344	27	1:29.868	08.097	27	1:29.324	10.386	27	1:29.955	13.694
55	1:37.253	03.785	4	1:29.471	08.006	4	1:29.915	11.066	4	1:29.526	14.473	7	1:29.915	18.693
4	1:37.598	04.130	7	1:29.114	08.453	7	1:29.703	11.629	7	1:29.644	15.019	10	1:30.254	20.701
10	1:38.009	04.541	10	1:29.378	09.765	10	1:29.604	12.540	10	1:30.006	16.214	4	1:34.725	22.805
58	1:38.596	05.128	55	1:29.827	12.581	55	1:30.048	16.986	55	1:30.388	20.324	55	1:29.740	23.818
7	1:38.999	05.531	58	1:30.212	13.504	58	1:30.663	19.793	58	1:30.475	24.932	58	1:30.542	30.127
44	2:05.287	31.819	44	1:29.160	33.081	44	1:29.418	35.758	44	1:29.243	36.810	44	1:29.211	38.622
50	2:06.777	33.309	50	1:28.829	37.019	50	1:30.838	42.159	50	1:31.183	49.554	50	1:29.190	55.389
Lap 2			Lap 6			Lap 10			Lap 14			Lap 18		
3	1:28.584		3	1:28.801		3	1:29.121		3	1:28.814		3	1:29.218	
21	1:28.923	01.020	21	1:28.840	01.762	21	1:29.050	02.073	21	1:29.131	02.641	21	1:29.351	03.623
9	1:28.974	01.722	9	1:29.567	03.900	11	1:29.131	06.480	11	1:29.104	07.675	11	1:29.440	09.195
11	1:29.374	02.805	11	1:29.476	04.385	9	1:29.706	07.476	9	1:29.278	09.375	9	1:29.631	11.411
27	1:29.580	03.785	27	1:29.321	05.864	27	1:29.777	08.753	27	1:29.428	11.000	27	1:30.389	14.865
4	1:30.380	05.926	4	1:29.602	08.807	4	1:29.574	11.519	4	1:29.545	15.204	7	1:29.973	19.448
7	1:30.471	07.418	7	1:29.954	09.606	7	1:29.351	11.859	7	1:29.335	15.540	10	1:30.119	21.602
10	1:31.518	07.475	10	1:29.328	10.292	10	1:29.841	13.260	10	1:29.815	17.215	4	1:29.577	23.164
55	1:32.301	07.502	55	1:30.346	14.126	55	1:29.519	17.384	55	1:30.192	21.702	55	1:29.655	24.255
58	1:31.151	07.695	58	1:30.033	14.736	58	1:30.080	20.752	58	1:29.980	26.098	58	1:31.130	32.039
44	1:28.635	31.870	44	1:29.272	33.552	44	1:29.203	35.840	44	1:29.288	37.284	44	1:29.499	38.903
50	1:29.944	34.669	50	1:29.879	38.097	50	1:30.467	43.505	50	1:30.619	51.359	50	1:29.024	55.195
Lap 3			Lap 7			Lap 11			Lap 15			Lap 19		
3	1:28.554		3	1:28.764		3	1:28.985		3	1:28.884		3	1:29.416	
21	1:28.920	01.386	21	1:28.798	01.796	21	1:28.998	02.086	21	1:29.415	03.172	21	1:29.184	03.391
9	1:29.375	02.543	9	1:29.563	04.699	11	1:29.370	06.865	11	1:29.409	08.200	11	1:30.065	09.844
11	1:29.157	03.408	11	1:29.499	05.120	9	1:29.380	07.871	9	1:29.612	10.103	9	1:29.688	11.683
27	1:29.502	04.733	27	1:29.494	06.594	27	1:29.818	09.586	27	1:29.720	11.836	27	1:29.640	15.089
4	1:29.384	06.756	4	1:29.529	09.572	4	1:30.139	12.673	4	1:29.992	16.312	7	1:30.371	20.403
7	1:28.997	07.861	7	1:29.247	10.089	7	1:29.891	12.765	7	1:30.292	16.948	10	1:30.385	22.571
10	1:29.901	08.822	10	1:29.440	10.968	10	1:29.700	13.975	10	1:30.095	18.426	4	1:29.370	23.118
55	1:31.079	10.027	55	1:29.895	15.257	55	1:29.511	17.910	55	1:29.717	22.535	55	1:29.877	24.716
58	1:31.452	10.593	58	1:30.602	16.574	58	1:30.396	22.163	58	1:30.258	27.472	58	1:32.005	34.628
44	1:29.073	32.389	44	1:28.761	33.549	44	1:29.302	36.157	44	1:29.660	38.060	44	1:29.057	38.544
50	1:30.126	36.241	50	1:29.686	39.019	50	1:30.814	45.334	50	1:31.089	53.564	50	1:29.166	54.945
Lap 4			Lap 8			Lap 12			Lap 16					
3	1:28.955		3	1:29.045		3	1:28.976		3	1:28.974				
21	1:29.041	01.472	21	1:29.007	01.758	21	1:29.119	02.229	21	1:29.352	03.550			
9	1:29.178	02.766	9	1:30.051	05.705	11	1:29.439	07.328	11	1:29.352	08.578			
11	1:28.838	03.291	11	1:29.918	05.993	9	1:29.664	08.559	9	1:29.423	10.552			
27	1:29.019	04.797	27	1:29.575	07.124	27	1:29.511	10.121	27	1:29.921	12.783			
4	1:29.471	07.272	4	1:29.519	10.046	4	1:30.309	14.006	4	1:29.786	17.124			
7	1:29.170	08.076	7	1:29.777	10.821	7	1:30.645	14.434	7	1:29.848	17.822			
10	1:29.257	09.124	10	1:29.908	11.831	10	1:30.268	15.267	10	1:30.039	19.491			
55	1:30.419	11.491	55	1:29.621	15.833	55	1:30.061	18.995	55	1:29.561	23.122			
58	1:30.391	12.029	58	1:30.496	18.025	58	1:30.329	23.516	58	1:30.131	28.629			
44	1:29.224	32.658	44	1:30.731	35.235	44	1:29.445	36.626	44	1:29.369	38.455			
50	1:29.641	36.927	50	1:30.242	40.216	50	1:31.072	47.430	50	1:30.653	55.243			



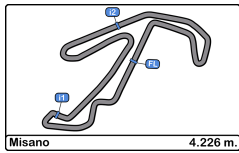


Misano
Euroformula Open
Race - 1
Best Sectors Results



Sector - 1				Sector - 2				Sector - 3				Ideal Lap vs Best Lap			
Clas	Nº	Driver	Time	Nº	Driver	Time	Nº	Driver	Time	Clas	Nº	Driver	Ideal Lap	Best Lap	Clas
1	44	Diego de la Torre	22.489	11	Alessandro Famularo	33.908	3	Javier Herrera	31.856	1	3	Javier Herrera	1:28.444	1:28.554	1
2	4	Ricardo Miranda Baptista	22.564	3	Javier Herrera	33.949	50	Jan Koller	31.929	2	44	Diego de la Torre	1:28.530	1:28.635	2
3	3	Javier Herrera	22.639	21	Rui-Heng Yeh	33.957	27	Jesse Carrasquedo	31.979	3	21	Rui-Heng Yeh	1:28.658	1:28.798	3
4	21	Rui-Heng Yeh	22.682	9	Everett Stack	34.040	44	Diego de la Torre	31.998	4	50	Jan Koller	1:28.799	1:28.829	4
5	7	Wiktor Dobrzański	22.707	44	Diego de la Torre	34.043	7	Wiktor Dobrzański	32.002	5	7	Wiktor Dobrzański	1:28.807	1:28.997	7
6	9	Everett Stack	22.719	50	Jan Koller	34.075	21	Rui-Heng Yeh	32.019	6	11	Alessandro Famularo	1:28.817	1:28.838	5
7	27	Jesse Carrasquedo	22.743	7	Wiktor Dobrzański	34.098	11	Alessandro Famularo	32.120	7	4	Ricardo Miranda Baptista	1:28.854	1:29.370	10
8	11	Alessandro Famularo	22.789	4	Ricardo Miranda Baptista	34.133	9	Everett Stack	32.137	8	9	Everett Stack	1:28.896	1:28.974	6
9	50	Jan Koller	22.795	55	Divy Nandan	34.162	4	Ricardo Miranda Baptista	32.157	9	27	Jesse Carrasquedo	1:28.971	1:29.019	8
10	10	Lorenzo Castillo	22.805	10	Lorenzo Castillo	34.200	10	Lorenzo Castillo	32.181	10	10	Lorenzo Castillo	1:29.186	1:29.257	9
11	55	Divy Nandan	22.901	27	Jesse Carrasquedo	34.249	55	Divy Nandan	32.227	11	55	Divy Nandan	1:29.290	1:29.511	11
12	58	Aaron Ferrazzano	23.102	58	Aaron Ferrazzano	34.410	58	Aaron Ferrazzano	32.320	12	58	Aaron Ferrazzano	1:29.832	1:29.980	12



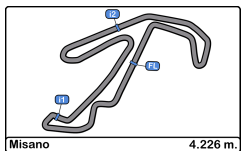


Misano
Euroformula Open
Race - 1
Leader Sequence



N°	Driver	Nat	Cat	Clas	Team	Nat	Vehicle	Start Lap	End Lap	Laps	Total Laps
3	Javier Herrera	MEX	RT		BVM Racing		Dallara F324 TOM'S TGE 33	1	19	19	19



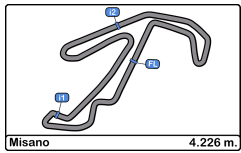


Misano
Euroformula Open
Race - 1
Best 5 Lap Times



Cls	N°	Driver	Nat	Cat	Cls	Team	Nat	Vehicle	Best 1		Best 2		Best 3		Best 4		Best 5	
									Time	Lap	Time	Lap	Time	Lap	Time	Lap	Time	Lap
1	3	Javier Herrera	MEX	RT	1	BVM Racing	ITA	Dallara F324 TOM'S TGE 33	1:28.554	3	1:28.584	2	1:28.737	5	1:28.764	7	1:28.801	6
2	44	Diego de la Torre	MEX			Team Motopark	DEU	Dallara F324 TOM'S TGE 33	1:28.635	2	1:28.761	7	1:29.057	19	1:29.073	3	1:29.160	5
3	21	Rui-Heng Yeh	TPE			Team Motopark	DEU	Dallara F324 TOM'S TGE 33	1:28.798	7	1:28.840	6	1:28.920	3	1:28.923	2	1:28.984	17
4	50	Jan Koller	CZE	RT	2	Team Motopark	DEU	Dallara F324 TOM'S TGE 33	1:28.829	5	1:29.024	18	1:29.166	19	1:29.190	17	1:29.641	4
5	11	Alessandro	VEN			BVM Racing	ITA	Dallara F324 TOM'S TGE 33	1:28.838	4	1:29.104	14	1:29.116	13	1:29.131	10	1:29.156	5
6	9	Everett Stack	USA			Team Motopark	DEU	Dallara F324 TOM'S TGE 33	1:28.974	2	1:29.105	5	1:29.178	4	1:29.278	14	1:29.375	3
7	7	Wiktor Dobrzański	POL	RT	3	Team Motopark	DEU	Dallara F324 TOM'S TGE 33	1:28.997	3	1:29.114	5	1:29.170	4	1:29.247	7	1:29.335	14
8	27	Jesse Carrasquedo	MEX			Team Motopark	DEU	Dallara F324 TOM'S TGE 33	1:29.019	4	1:29.284	5	1:29.321	6	1:29.324	13	1:29.428	14
9	10	Lorenzo Castillo	MEX	RT	4	Team Motopark	DEU	Dallara F324 TOM'S TGE 33	1:29.257	4	1:29.328	6	1:29.378	5	1:29.440	7	1:29.604	9
10	4	Ricardo Miranda Baptista	BRA	RT	5	BVM Racing	ITA	Dallara F324 TOM'S TGE 33	1:29.370	19	1:29.384	3	1:29.471	4	1:29.471	5	1:29.519	8
11	55	Divy Nandan	IND			BVM Racing	ITA	Dallara F324 TOM'S TGE 33	1:29.511	11	1:29.519	10	1:29.561	16	1:29.621	8	1:29.655	18
12	58	Aaron Ferrazzano	BEL	RT	6	Neri Autosport	BEL	Dallara F324 TOM'S TGE 33	1:29.980	14	1:30.033	6	1:30.080	10	1:30.131	16	1:30.212	5



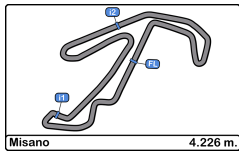


Misano
Euroformula Open
Race - 1
Best 5 Top Speeds



Clas	N°	Driver	Nat	Cat	Cls	Team	Nat	Vehicle	Top 1		Top 2		Top 3		Top 4		Top 5		Avg
									Km/h	Lap	Km/h	Lap	Km/h	Lap	Km/h	Lap	Km/h	Lap	
1	11	Alessandro Famularo				BVM Racing		Dallara F324 TOM'S TGE 33	217.3	8	216.0	7	216.0	9	214.7	5	214.2	6	215.6
2	7	Wiktor Dobrzański		RT	1	Team Motopark		Dallara F324 TOM'S TGE 33	216.4	1	216.4	16	216.0	2	215.5	12	215.1	5	215.9
3	58	Aaron Ferrazzano		RT	2	Neri Autosport		Dallara F324 TOM'S TGE 33	216.4	1	215.5	2	215.5	4	215.1	6	215.1	7	215.5
4	4	Ricardo Miranda Baptista		RT	3	BVM Racing		Dallara F324 TOM'S TGE 33	215.1	1	215.1	19	214.2	18	213.8	16	213.4	4	214.3
5	21	Rui-Heng Yeh				Team Motopark		Dallara F324 TOM'S TGE 33	215.1	2	214.7	3	214.2	1	214.2	6	214.2	16	214.5
6	55	Divy Nandan				BVM Racing		Dallara F324 TOM'S TGE 33	214.7	2	213.8	3	213.8	16	213.8	18	213.4	1	213.9
7	10	Lorenzo Castillo		RT	4	Team Motopark		Dallara F324 TOM'S TGE 33	213.4	2	213.4	7	212.5	3	212.5	11	212.5	12	212.9
8	3	Javier Herrera		RT	5	BVM Racing		Dallara F324 TOM'S TGE 33	213.0	10	212.5	6	212.5	12	212.5	15	212.5	16	212.6
9	50	Jan Koller		RT	6	Team Motopark		Dallara F324 TOM'S TGE 33	213.0	5	213.0	7	212.5	2	212.5	3	212.5	8	212.7
10	27	Jesse Carrasquedo				Team Motopark		Dallara F324 TOM'S TGE 33	212.5	7	211.7	1	211.7	2	211.7	3	211.7	5	211.9
11	44	Diego de la Torre				Team Motopark		Dallara F324 TOM'S TGE 33	212.5	5	212.5	8	212.5	10	212.5	13	212.5	16	212.5
12	9	Everett Stack				Team Motopark		Dallara F324 TOM'S TGE 33	212.1	10	211.7	2	211.7	11	211.7	16	211.3	12	211.7



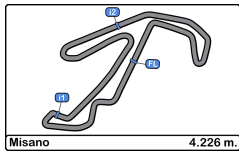


Misano
Euroformula Open
Race - 1
Fastest Laps Sequence



Lap	Time of Day	Session Time	Nº Driver	Nat	Cat	Team	Nat	Vehicle	Time	Km/h
2	14:01:05.165	3:02.165	3 Javier Herrera		RT	BVM Racing		Dallara F324 TOM'S TGE 33	1:28.584	171.7
3	14:02:33.719	4:30.719	3 Javier Herrera		RT	BVM Racing		Dallara F324 TOM'S TGE 33	1:28.554	171.8



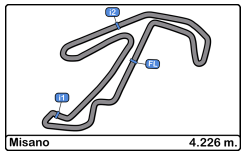


Misano
Euroformula Open
Race - 1
Lap Chart

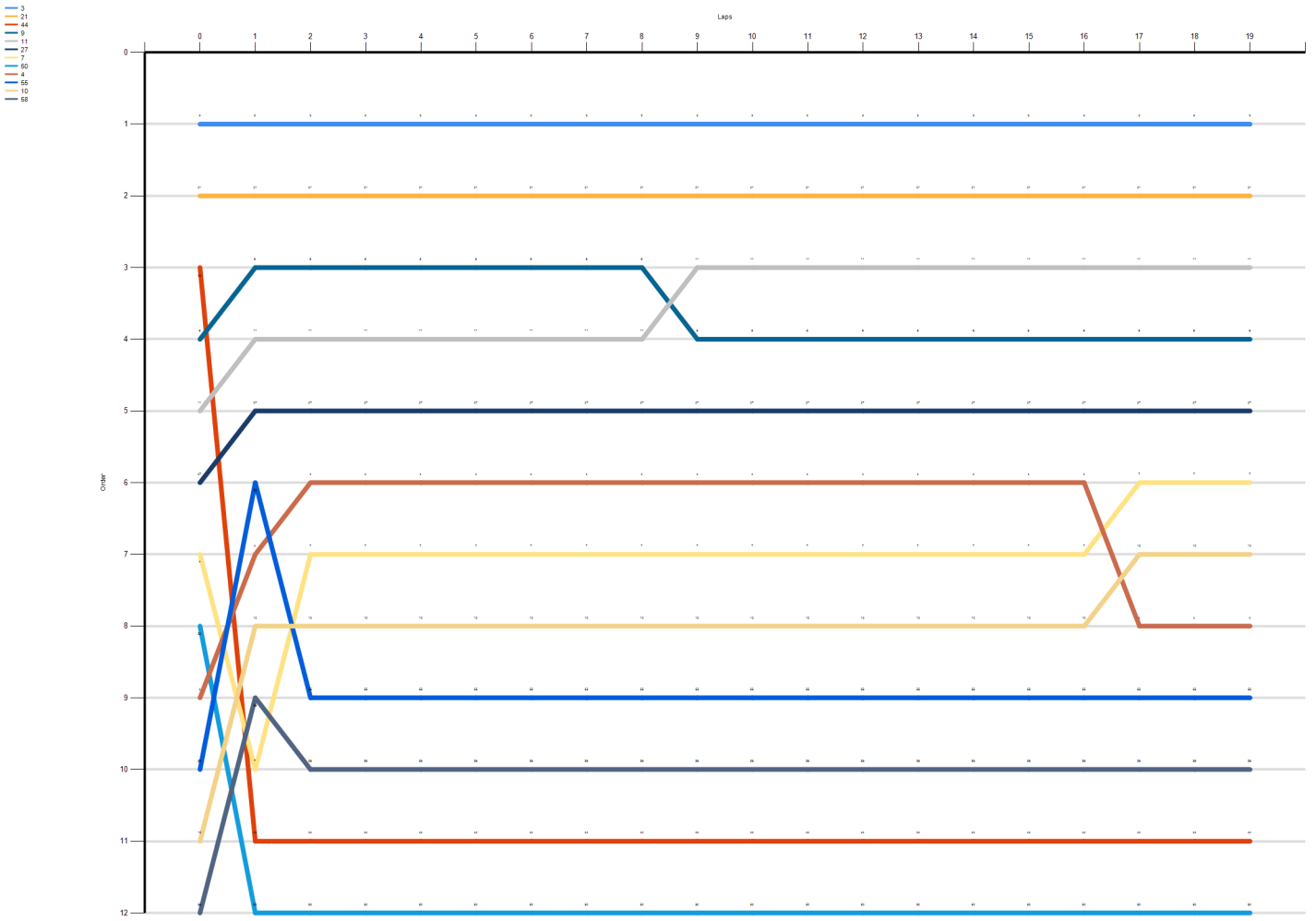


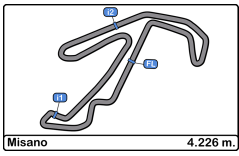
LAP			1	2	3	4	5	6	7	8	9	10	11	12	13	14	15	16	17	18	19
Nr	Pos	Grid																			
3	1	3	3	3	3	3	3	3	3	3	3	3	3	3	3	3	3	3	3	3	3
21	2	21	21	21	21	21	21	21	21	21	21	21	21	21	21	21	21	21	21	21	21
44	3	44	9	9	9	9	9	9	9	9	11	11	11	11	11	11	11	11	11	11	11
9	4	9	11	11	11	11	11	11	11	11	9	9	9	9	9	9	9	9	9	9	9
11	5	11	27	27	27	27	27	27	27	27	27	27	27	27	27	27	27	27	27	27	27
27	6	27	55	4	4	4	4	4	4	4	4	4	4	4	4	4	4	4	7	7	7
7	7	7	4	7	7	7	7	7	7	7	7	7	7	7	7	7	7	7	10	10	10
50	8	50	10	10	10	10	10	10	10	10	10	10	10	10	10	10	10	10	4	4	4
4	9	4	58	55	55	55	55	55	55	55	55	55	55	55	55	55	55	55	55	55	55
55	10	55	7	58	58	58	58	58	58	58	58	58	58	58	58	58	58	58	58	58	58
10	11	10	44	44	44	44	44	44	44	44	44	44	44	44	44	44	44	44	44	44	44
58	12	58	50	50	50	50	50	50	50	50	50	50	50	50	50	50	50	50	50	50	50





Misano
Euroformula Open
Race - 1
Graphic Lap Chart



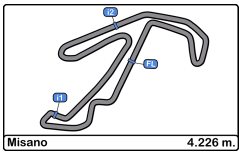


Misano
Euroformula Open
Race - 1
Pit Stop Analysis



Ord.	Nr.	In Day Time	Driver	Nat	Team	Nat	Vehicle	Cat	In Time	Stop N°	Pit Time	Handicap	Diff.
------	-----	-------------	--------	-----	------	-----	---------	-----	---------	---------	----------	----------	-------





Misano
Euroformula Open
Race - 1
Weather Report

