

**Spa Francorchamps**  
**Euroformula Open**  
**Race - 1**  
**Provisional Results**



Clas	Nº	Driver	Nat	Cat	Clas	Team	Nat	Vehicle	Laps	Total Time	Gap	Interval	Km/h	Best	Time	Km/h
1	21	Rui-Heng Yeh				Team Motopark		Dallara F324 TOM'S TGE 33	12	30:43.122			164.1	3	2:10.769	192.8
2	44	Diego de la Torre				Team Motopark		Dallara F324 TOM'S TGE 33	12	30:45.777	2.655	2.655	163.9	2	2:10.365	193.4
3	3	Javier Herrera		RT	1	BVM Racing		Dallara F324 TOM'S TGE 33	12	30:46.733	3.611	0.956	163.8	3	2:10.727	192.8
4	9	Everett Stack				Team Motopark		Dallara F324 TOM'S TGE 33	12	30:47.462	4.340	0.729	163.7	3	2:10.567	193.1
5	48	Genaro Trappa		RT	2	DRIVEX		Dallara F324 TOM'S TGE 33	12	30:47.695	4.573	0.233	163.7	5	2:11.762	191.3
6	37	Filippo Fiorentino		RT	3	DRIVEX		Dallara F324 TOM'S TGE 33	12	30:48.460	5.338	0.765	163.6	3	2:11.023	192.4
7	11	Alessandro Famularo				BVM Racing		Dallara F324 TOM'S TGE 33	12	30:49.313	6.191	0.853	163.6	3	2:11.589	191.6
8	10	Lorenzo Castillo		RT	4	Team Motopark		Dallara F324 TOM'S TGE 33	12	30:50.403	7.281	1.090	163.5	5	2:12.338	190.5
9	58	Aaron Ferrazzano		RT	5	Neri Autosport		Dallara F324 TOM'S TGE 33	12	30:50.977	7.855	0.574	163.4	3	2:12.056	190.9
10	55	Divy Nandan				BVM Racing		Dallara F324 TOM'S TGE 33	12	30:51.549	8.427	0.572	163.4	3	2:12.028	190.9
11	8	Alceu Feldmann		RT	6	BVM Racing		Dallara F324 TOM'S TGE 33	12	30:51.922	8.800	0.373	163.3	2	2:11.363	191.9
12	7	Wiktor Dobrzański		RT	7	Team Motopark		Dallara F324 TOM'S TGE 33	12	30:52.507	9.385	0.585	163.3	4	2:12.399	190.4
13	27	Jesse Carrasquedo				Team Motopark		Dallara F324 TOM'S TGE 33	11	28:33.962	1 Lap	1 Lap	161.8	3	2:10.663	192.9
<b>Not classified: (Requirements: 75% of number laps of leader = 9 Laps)</b>																
	50	Jan Koller		RT		Team Motopark		Dallara F324 TOM'S TGE 33	7	15:25.939	5 Laps	4 Laps	190.6	3	2:11.021	192.4

Fastest lap Diego de la Torre in 2:10.365 at 193.4 Km/h in lap 2

Published at:.....

Track Temp: 20.6 °C Air Temp: 10.1 °C Humidity: 50 % Track Status: WET

**Race Director:**

Daniele Galbiati  
 ACI DGAa 46766

**Timekeeper:**

Luis Garcia  
 JCR-2654-ESP/M

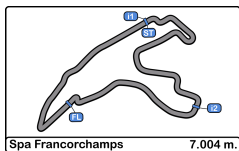


CIRCUIT DE SPA FRANCORCHAMPS



Autofórmula Española de Asfalto





**Spa Francorchamps**  
Euroformula Open  
Race - 1



**Provisional Results by Category**

Clas	Nº	Driver	Nat	Cat	Clas	Team	Nat	Vehicle	Laps	Total Time	Gap	Interval	Km/h	Best	Time	Km/h
1	21	Rui-Heng Yeh				Team Motopark		Dallara F324 TOM'S TGE 33	12	30:43.122			164.1	3	2:10.769	192.8
2	44	Diego de la Torre				Team Motopark		Dallara F324 TOM'S TGE 33	12	30:45.777	2.655	2.655	163.9	2	2:10.365	193.4
3	9	Everett Stack				Team Motopark		Dallara F324 TOM'S TGE 33	12	30:47.462	4.340	1.685	163.7	3	2:10.567	193.1
4	11	Alessandro Famularo				BVM Racing		Dallara F324 TOM'S TGE 33	12	30:49.313	6.191	1.851	163.6	3	2:11.589	191.6
5	55	Divy Nandan				BVM Racing		Dallara F324 TOM'S TGE 33	12	30:51.549	8.427	2.236	163.4	3	2:12.028	190.9
6	27	Jesse Carrasquedo				Team Motopark		Dallara F324 TOM'S TGE 33	11	28:33.962	1 Lap	1 Lap	161.8	3	2:10.663	192.9

**RT**

Clas	Nº	Driver	Nat	Cat	Clas	Team	Nat	Vehicle	Laps	Total Time	Gap	Interval	Km/h	Best	Time	Km/h
1	3	Javier Herrera		RT	1	BVM Racing		Dallara F324 TOM'S TGE 33	12	30:46.733			163.8	3	2:10.727	192.8
2	48	Genaro Trappa		RT	2	DRIVEX		Dallara F324 TOM'S TGE 33	12	30:47.695	0.962	0.962	163.7	5	2:11.762	191.3
3	37	Filippo Fiorentino		RT	3	DRIVEX		Dallara F324 TOM'S TGE 33	12	30:48.460	1.727	0.765	163.6	3	2:11.023	192.4
4	10	Lorenzo Castillo		RT	4	Team Motopark		Dallara F324 TOM'S TGE 33	12	30:50.403	3.670	1.943	163.5	5	2:12.338	190.5
5	58	Aaron Ferrazzano		RT	5	Neri Autosport		Dallara F324 TOM'S TGE 33	12	30:50.977	4.244	0.574	163.4	3	2:12.056	190.9
6	8	Alceu Feldmann		RT	6	BVM Racing		Dallara F324 TOM'S TGE 33	12	30:51.922	5.189	0.945	163.3	2	2:11.363	191.9
7	7	Wiktor Dobrzański		RT	7	Team Motopark		Dallara F324 TOM'S TGE 33	12	30:52.507	5.774	0.585	163.3	4	2:12.399	190.4

Not classified: (Requirements: 75% of number laps of leader = 9 Laps)

50	Jan Koller		RT	8	Team Motopark		Dallara F324 TOM'S TGE 33	7	15:25.939	5 Laps	5 Laps	190.6	3	2:11.021	192.4
----	------------	--	----	---	---------------	--	---------------------------	---	-----------	--------	--------	-------	---	----------	-------

Fastest lap Diego de la Torre in 2:10.365 at 193.4 Km/h in lap 2

Published at:.....

Track Temp: 20.6 °C Air Temp: 10.1 °C Humidity: 50 % Track Status: WET

**Race Director:**

Daniele Galbiati

ACI DGAa 46766

**Timekeeper:**

Luis Garcia

JCR-2654-ESP/M

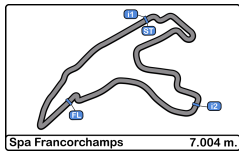


CIRCUIT DE SPA FRANCORCHAMPS



Autómatas Españolas de Astorbilbao





Spa Francorchamps  
Euroformula Open  
Race - 1



Provisional Classification by Driver Fastest Lap

Cl	N°	Entrant/Team	Nat	Vehicle	Driver	Nat	Cat	Cl	Laps	Best	Time	Gap	Interval	Km/h
1	44	Team Motopark	DEU	Dallara F324 TOM'S TGE 33	Diego de la Torre	MEX			12	2	2:10.365			193.4
2	9	Team Motopark	DEU	Dallara F324 TOM'S TGE 33	Everett Stack	USA			12	3	2:10.567	0.202	0.202	193.1
3	27	Team Motopark	DEU	Dallara F324 TOM'S TGE 33	Jesse Carrasquedo	MEX			11	3	2:10.663	0.298	0.096	192.9
4	3	BVM Racing	ITA	Dallara F324 TOM'S TGE 33	Javier Herrera	MEX	RT	1	12	3	2:10.727	0.362	0.064	192.8
5	21	Team Motopark	DEU	Dallara F324 TOM'S TGE 33	Rui-Heng Yeh	TPE			12	3	2:10.769	0.404	0.042	192.8
6	50	Team Motopark	DEU	Dallara F324 TOM'S TGE 33	Jan Koller	CZE	RT	2	7	3	2:11.021	0.656	0.252	192.4
7	37	DRIVEX	ESP	Dallara F324 TOM'S TGE 33	Filippo Fiorentino	BRA	RT	3	12	3	2:11.023	0.658	0.002	192.4
8	8	BVM Racing	ITA	Dallara F324 TOM'S TGE 33	Alceu Feldmann	BRA	RT	4	12	2	2:11.363	0.998	0.340	191.9
9	11	BVM Racing	ITA	Dallara F324 TOM'S TGE 33	Alessandro Famularo	VEN			12	3	2:11.589	1.224	0.226	191.6
10	48	DRIVEX	ESP	Dallara F324 TOM'S TGE 33	Genaro Trappa	ANG	RT	5	12	5	2:11.762	1.397	0.173	191.3
11	55	BVM Racing	ITA	Dallara F324 TOM'S TGE 33	Divy Nandan	IND			12	3	2:12.028	1.663	0.266	190.9
12	58	Neri Autosport	BEL	Dallara F324 TOM'S TGE 33	Aaron Ferrazzano	BEL	RT	6	12	3	2:12.056	1.691	0.028	190.9
13	10	Team Motopark	DEU	Dallara F324 TOM'S TGE 33	Lorenzo Castillo	MEX	RT	7	12	5	2:12.338	1.973	0.282	190.5
14	7	Team Motopark	DEU	Dallara F324 TOM'S TGE 33	Wiktor Dobrzański	POL	RT	8	12	4	2:12.399	2.034	0.061	190.4

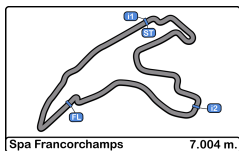


CIRCUIT DE SPA  
FRANCORCHAMPS



Royal Federation Equitation  
de Antwerpen/Belgium





**Spa Francorchamps**  
Euroformula Open  
Race - 1



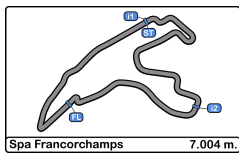
**Distance and Speed Average**

Clas	Nº	Driver	Nat	Cat	Clas	Team	Nat	Vehicle	Laps	Distance	Total Time	Km/h	
1	21	Rui-Heng Yeh		TPE		Team Motopark		Dallara F324 TOM'S TGE 33	12	84.04	30:43.122	164.1	
2	44	Diego de la Torre		MEX		Team Motopark		Dallara F324 TOM'S TGE 33	12	84.04	30:45.777	163.9	
3	3	Javier Herrera		MEX	RT	1	BVM Racing		Dallara F324 TOM'S TGE 33	12	84.04	30:46.733	163.8
4	9	Everett Stack		USA		Team Motopark		Dallara F324 TOM'S TGE 33	12	84.04	30:47.462	163.7	
5	48	Genaro Trappa		ARG	RT	2	DRIVEX		Dallara F324 TOM'S TGE 33	12	84.04	30:47.695	163.7
6	37	Filippo Fiorentino		BRA	RT	3	DRIVEX		Dallara F324 TOM'S TGE 33	12	84.04	30:48.460	163.6
7	11	Alessandro Famularo		VEN		BVM Racing		Dallara F324 TOM'S TGE 33	12	84.04	30:49.313	163.6	
8	10	Lorenzo Castillo		MEX	RT	4	Team Motopark		Dallara F324 TOM'S TGE 33	12	84.04	30:50.403	163.5
9	58	Aaron Ferrazzano		BEL	RT	5	Neri Autosport		Dallara F324 TOM'S TGE 33	12	84.04	30:50.977	163.4
10	55	Divy Nandan		IND		BVM Racing		Dallara F324 TOM'S TGE 33	12	84.04	30:51.549	163.4	
11	8	Alceu Feldmann		BRA	RT	6	BVM Racing		Dallara F324 TOM'S TGE 33	12	84.04	30:51.922	163.3
12	7	Wiktor Dobrzański		POL	RT	7	Team Motopark		Dallara F324 TOM'S TGE 33	12	84.04	30:52.507	163.3
13	27	Jesse Carrasquedo		MEX		Team Motopark		Dallara F324 TOM'S TGE 33	11	77.04	28:33.962	161.8	
14	50	Jan Koller		CZE	RT	8	Team Motopark		Dallara F324 TOM'S TGE 33	7	49.02	15:25.939	190.6



CIRCUIT DE SPA  
FRANCORCHAMPS





Spa Francorchamps  
Euroformula Open  
Race - 1  
Lap Analysis



3 Javier Herrera Dallara F324 TOM'S TGE 33 9 Everett Stack Dallara F324 TOM'S TGE 33

RT							BVM Racing					Team Motopark			
Lap	D	Time	Sector 1	Sector 2	Sector 3	T. Spd	Elapsed	Lap	D	Time	Sector 1	Sector 2	Sector 3	T. Spd	Elapsed
1		2:15.739	40.624	1:00.230	34.885	250.5	2:15.739	1		2:16.853	40.688	1:00.288	35.877	248.2	2:16.853
2		2:11.766	38.774	58.383	34.609	254.7	4:27.505	2		2:11.403	38.323	58.598	34.482	255.3	4:28.256
3		2:10.727	38.606	57.770	34.351	253.5	6:38.232	3		2:10.567	38.276	57.961	34.330	256.5	6:38.823
4		2:13.205	38.665	59.231	35.309	250.5	8:51.437	4		2:10.990	38.143	58.295	34.552	255.3	8:49.813
5		2:12.349	38.553	59.399	34.397	257.1	11:03.786	5		2:11.425	38.712	58.171	34.542	248.2	11:01.238
6		2:11.668	38.499	58.532	34.637	255.3	13:15.454	6		2:11.304	38.676	58.074	34.554	250.5	13:12.542
7		2:11.600	38.561	58.445	34.594	254.1	15:27.054	7		2:11.637	38.808	58.274	34.555	249.4	15:24.179
8		2:13.556	38.641	58.877	36.038	253.5	17:40.610	8		2:14.175	38.841	58.311	37.023	249.4	17:38.354
9		4:20.219	1:10.981	2:05.463	1:03.775	94.1	22:00.829	9		4:21.940	1:12.721	2:05.479	1:03.740	98.0	22:00.294
10		4:20.236	1:12.893	2:03.056	1:04.287	119.7	26:21.065	10		4:20.310	1:12.882	2:03.319	1:04.109	121.7	26:20.604
11		2:13.267	38.775	1:00.088	34.404	243.2	28:34.332	11		2:13.293	39.128	59.625	34.540	252.3	28:33.897
12		2:12.401	39.094	58.900	34.407	247.7	30:46.733	12		2:13.565	39.528	59.490	34.547	252.3	30:47.462

7 Wiktor Dobrzański Dallara F324 TOM'S TGE 33 10 Lorenzo Castillo Dallara F324 TOM'S TGE 33

RT							Team Motopark					RT			Team Motopark		
Lap	D	Time	Sector 1	Sector 2	Sector 3	T. Spd	Elapsed	Lap	D	Time	Sector 1	Sector 2	Sector 3	T. Spd	Elapsed		
1		2:17.379	42.157	1:00.703	34.519	258.3	2:17.379	1		2:17.748	43.287	1:00.044	34.417	254.7	2:17.748		
2		2:12.902	38.829	59.675	34.398	258.9	4:30.281	2		2:12.920	38.868	59.691	34.361	257.1	4:30.668		
3		2:12.544	38.626	59.271	34.647	251.7	6:42.825	3		2:12.722	38.261	59.851	34.610	256.5	6:43.390		
4		2:12.399	38.790	58.642	34.967	251.7	8:55.224	4		2:13.864	39.763	59.215	34.886	254.7	8:57.254		
5		2:13.760	39.539	59.692	34.529	250.0	11:08.984	5		2:12.338	38.461	59.348	34.529	256.5	11:09.592		
6		2:13.074	38.729	59.451	34.894	254.7	13:22.058	6		2:13.015	38.397	59.945	34.673	255.9	13:22.607		
7		2:13.648	39.024	59.649	34.975	251.7	15:35.706	7		2:13.580	38.528	1:00.305	34.747	256.5	15:36.187		
8		2:17.246	39.057	1:00.465	37.724	250.0	17:52.952	8		2:15.834	38.485	59.754	37.595	252.3	17:52.021		
9		4:12.162	1:03.785	2:04.891	1:03.486	98.8	22:05.114	9		4:12.289	1:03.913	2:05.133	1:03.243	97.6	22:04.310		
10		4:18.976	1:13.552	2:01.172	1:04.252	135.8	26:24.090	10		4:18.839	1:13.591	2:01.367	1:03.881	138.6	26:23.149		
11		2:15.431	39.172	1:01.456	34.803	244.8	28:39.521	11		2:13.838	38.671	1:00.662	34.505	255.9	28:36.987		
12		2:12.986	38.232	1:00.168	34.586	246.0	30:52.507	12		2:13.416	38.333	1:00.364	34.719	256.5	30:50.403		

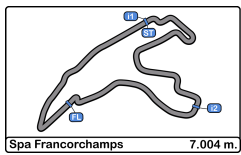
8 Alceu Feldmann Dallara F324 TOM'S TGE 33 11 Alessandro Famularo Dallara F324 TOM'S TGE 33

RT							BVM Racing					BVM Racing			
Lap	D	Time	Sector 1	Sector 2	Sector 3	T. Spd	Elapsed	Lap	D	Time	Sector 1	Sector 2	Sector 3	T. Spd	Elapsed
1		2:33.320	1:00.105	58.202	35.013	246.5	2:33.320	1		2:19.296	43.375	1:01.094	34.827	254.1	2:19.296
2		2:11.363	39.023	57.654	34.686	248.2	4:44.683	2		2:13.576	39.411	59.495	34.670	251.7	4:32.872
3		2:11.532	38.972	57.889	34.671	248.8	6:56.215	3		2:11.589	38.637	58.500	34.452	252.3	6:44.461
4		2:11.914	39.092	57.968	34.854	248.2	9:08.129	4		2:12.007	38.412	58.793	34.802	255.9	8:56.468
5		2:12.577	39.072	58.629	34.876	248.8	11:20.706	5		2:11.783	38.271	59.078	34.434	255.3	11:08.251
6		2:12.786	39.006	58.753	35.027	248.2	13:33.492	6		2:12.103	38.438	59.183	34.482	255.3	13:20.354
7		2:12.798	39.172	58.710	34.916	247.7	15:46.290	7		2:12.343	38.558	59.095	34.690	253.5	15:32.697
8		2:15.144	39.141	59.539	36.464	247.7	18:01.434	8		2:15.461	38.576	59.405	37.480	252.3	17:48.158
9		4:06.033	58.332	2:03.890	1:03.811	92.8	22:07.467	9		4:15.406	1:06.677	2:05.587	1:03.142	97.8	22:03.564
10		4:17.489	1:13.179	2:00.550	1:03.760	112.8	26:24.956	10		4:18.957	1:13.168	2:01.864	1:03.925	120.5	26:22.521
11		2:14.279	38.504	1:00.884	34.891	257.7	28:39.235	11		2:13.790	38.558	1:00.790	34.442	256.5	28:36.311
12		2:12.687	38.426	59.781	34.480	254.7	30:51.922	12		2:13.002	38.304	1:00.224	34.474	256.5	30:49.313



CIRCUIT DE SPA FRANCORCHAMPS





**Spa Francorchamps**  
Euroformula Open  
Race - 1  
**Lap Analysis**



**21**

Rui-Heng Yeh

Dallara F324 TOM'S TGE 33 **44**

Diego de la Torre

Dallara F324 TOM'S TGE 33

Team Motopark

Team Motopark

Lap	D	Time	Sector 1	Sector 2	Sector 3	T. Spd	Elapsed	Lap	D	Time	Sector 1	Sector 2	Sector 3	T. Spd	Elapsed
1		2:13.405	40.428	58.436	34.541	247.7	2:13.405	1		2:16.012	41.570	1:00.265	34.177	253.5	2:16.012
2		2:10.906	38.875	57.463	34.568	247.7	4:24.311	2		2:10.365	38.412	57.739	34.214	253.5	4:26.377
3		2:10.769	38.703	57.454	34.612	248.2	6:35.080	3		2:10.373	38.584	57.499	34.290	252.9	6:36.750
4		2:10.827	38.796	57.531	34.500	248.2	8:45.907	4		2:10.946	38.608	57.887	34.451	253.5	8:47.696
5		2:11.288	38.847	57.766	34.675	247.1	10:57.195	5		2:11.178	38.619	58.206	34.353	251.7	10:58.874
6		2:12.084	38.838	57.922	35.324	248.2	13:09.279	6		2:11.284	38.649	58.138	34.497	252.9	13:10.158
7		2:11.666	39.049	57.968	34.649	248.2	15:20.945	7		2:12.094	38.547	59.168	34.379	254.1	15:22.252
8		2:13.913	38.902	58.381	36.630	246.0	17:34.858	8		2:14.266	38.685	58.934	36.647	252.9	17:36.518
9		4:23.323	1:13.482	2:05.297	1:04.544	96.4	21:58.181	9		4:23.160	1:13.482	2:05.749	1:03.929	100.0	21:59.678
10		4:20.834	1:12.596	2:03.484	1:04.754	117.2	26:19.015	10		4:20.633	1:12.553	2:03.558	1:04.522	103.5	26:20.311
11		2:11.962	39.174	58.139	34.649	246.0	28:30.977	11		2:13.368	39.218	58.839	35.311	250.0	28:33.679
12		2:12.145	38.908	58.364	34.873	247.7	30:43.122	12		2:12.098	39.076	58.464	34.558	250.5	30:45.777

**27**

Jesse Carrasquedo

Dallara F324 TOM'S TGE 33 **48**

Genaro Trappa

Dallara F324 TOM'S TGE 33

Team Motopark

RT

DRIVEX

Lap	D	Time	Sector 1	Sector 2	Sector 3	T. Spd	Elapsed	Lap	D	Time	Sector 1	Sector 2	Sector 3	T. Spd	Elapsed
1		2:14.088	40.571	59.112	34.405	252.9	2:14.088	1		2:19.285	43.471	1:01.283	34.531	254.1	2:19.285
2		2:11.122	38.624	58.021	34.477	252.3	4:25.210	2		2:11.980	38.525	59.018	34.437	252.9	4:31.265
3		2:10.663	38.635	57.576	34.452	251.7	6:35.873	3		2:12.298	38.334	59.555	34.409	254.7	6:43.563
4		2:10.691	38.504	57.662	34.525	252.3	8:46.564	4		2:11.764	38.553	58.539	34.672	254.1	8:55.327
5		2:11.089	38.427	58.083	34.579	252.9	10:57.653	5		2:11.762	38.866	58.035	34.861	251.1	11:07.089
6		2:11.753	38.571	58.353	34.829	251.1	13:09.406	6		2:11.874	38.762	58.420	34.692	250.5	13:18.963
7		2:12.048	38.987	58.449	34.612	251.7	15:21.454	7		2:12.093	38.751	58.581	34.761	250.0	15:31.056
8		2:14.228	38.552	58.762	36.914	252.9	17:35.682	8		2:14.378	38.816	58.590	36.972	248.8	17:45.434
9		4:23.385	1:13.636	2:05.303	1:04.446	100.0	21:59.067	9		4:17.438	1:07.992	2:05.836	1:03.610	83.8	22:02.872
10		4:21.087	1:12.212	2:04.040	1:04.835	113.9	26:20.154	10		4:18.972	1:12.474	2:02.648	1:03.850	140.2	26:21.844
11		2:13.808	39.563	59.068	35.177	249.4	28:33.962	11		2:13.074	38.521	1:00.221	34.332	255.9	28:34.918
12			59.051			124.4		12		2:12.777	38.616	59.798	34.363	251.1	30:47.695

**37**

Filippo Fiorentino

Dallara F324 TOM'S TGE 33 **50**

Jan Koller

Dallara F324 TOM'S TGE 33

RT

DRIVEX

RT

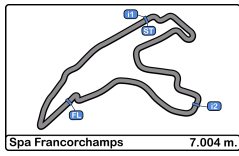
Team Motopark

Lap	D	Time	Sector 1	Sector 2	Sector 3	T. Spd	Elapsed	Lap	D	Time	Sector 1	Sector 2	Sector 3	T. Spd	Elapsed
1		2:17.216	41.950	1:00.494	34.772	251.7	2:17.216	1		2:16.597	40.911	1:00.566	35.120	255.9	2:16.597
2		2:12.411	38.720	59.235	34.456	252.9	4:29.627	2		2:12.149	38.492	59.443	34.214	255.9	4:28.746
3		2:11.023	38.573	57.910	34.540	250.5	6:40.650	3		2:11.021	38.183	58.397	34.441	257.1	6:39.767
4		2:11.366	38.568	58.079	34.719	252.3	8:52.016	4		2:11.514	38.382	58.461	34.671	253.5	8:51.281
5		2:12.285	38.419	59.385	34.481	252.9	11:04.301	5		2:11.821	38.668	58.680	34.473	251.7	11:03.102
6		2:11.696	38.228	58.715	34.753	257.1	13:15.997	6		2:11.410	38.597	58.342	34.471	252.3	13:14.512
7		2:11.402	38.399	58.536	34.467	254.1	15:27.399	7		2:11.427	38.635	58.428	34.364	252.3	15:25.939
8		2:13.594	38.439	59.265	35.890	256.5	17:40.993	8			38.806			251.1	
9		4:20.717	1:11.460	2:05.387	1:03.870	82.0	22:01.710								
10		4:19.931	1:12.605	2:03.332	1:03.994	113.4	26:21.641								
11		2:13.984	38.819	1:00.571	34.594	253.5	28:35.625								
12		2:12.835	38.644	59.692	34.499	250.5	30:48.460								



CIRCUIT DE SPA FRANCORCHAMPS





**Spa Francorchamps**  
**Euroformula Open**  
**Race - 1**  
**Lap Analysis**



**55**

Divy Nandan

Dallara F324 TOM'S TGE 33

BVM Racing

Lap	D	Time	Sector 1	Sector 2	Sector 3	T. Spd	Elapsed
1		2:19.105	42.424	1:01.566	35.115	257.1	2:19.105
2		2:14.216	39.621	1:00.001	34.594	252.3	4:33.321
3		<b>2:12.028</b>	38.544	<b>58.910</b>	<b>34.574</b>	258.3	6:45.349
4		2:12.331	38.397	59.322	34.612	257.7	8:57.680
5		2:12.649	<b>38.259</b>	59.765	34.625	257.1	11:10.329
6		2:13.903	38.440	59.887	35.576	256.5	13:24.232
7		2:13.536	38.294	1:00.604	34.638	256.5	15:37.768
8		2:16.907	38.390	1:00.339	38.178	253.5	17:54.675
9		4:12.224	1:04.112	2:04.186	1:03.926	103.8	22:06.899
10		4:17.686	1:13.120	2:00.835	1:03.731	121.8	26:24.585
11		2:13.918	38.531	1:00.631	34.756	257.1	28:38.503
12		2:13.046	38.428	59.909	34.709	258.3	30:51.549

**58**

Aaron Ferrazzano

Dallara F324 TOM'S TGE 33

RT

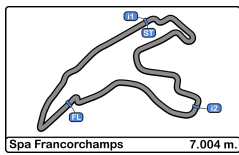
Neri Autosport

Lap	D	Time	Sector 1	Sector 2	Sector 3	T. Spd	Elapsed
1		2:19.880	43.542	1:01.511	34.827	249.4	2:19.880
2		2:14.017	38.890	1:00.517	34.610	248.8	4:33.897
3		<b>2:12.056</b>	<b>38.183</b>	59.392	<b>34.481</b>	257.1	6:45.953
4		2:12.304	38.373	<b>59.208</b>	34.723	254.7	8:58.257
5		2:12.515	38.383	59.480	34.652	255.3	11:10.772
6		2:13.057	38.219	59.958	34.880	255.9	13:23.829
7		2:13.416	38.714	1:00.080	34.622	250.5	15:37.245
8		2:16.225	38.662	59.722	37.841	250.5	17:53.470
9		4:12.614	1:04.085	2:04.618	1:03.911	91.6	22:06.084
10		4:18.150	1:13.204	2:00.787	1:04.159	110.0	26:24.234
11		2:13.366	38.862	59.895	34.609	247.7	28:37.600
12		2:13.377	38.457	1:00.236	34.684	253.5	30:50.977



CIRCUIT DE SPA  
FRANCORCHAMPS





**Spa Francorchamps**  
Euroformula Open  
Race - 1



**Analysis by Lap**

Num	Lap Time	Gap
-----	----------	-----

**Lap 1**

21	2:13.405	
27	2:14.088	00.683
3	2:15.739	02.334
44	2:16.012	02.607
50	2:16.597	03.192
9	2:16.853	03.448
37	2:17.216	03.811
7	2:17.379	03.974
10	2:17.748	04.343
55	2:19.105	05.700
48	2:19.285	05.880
11	2:19.296	05.891
58	2:19.880	06.475
8	2:33.320	19.915

Num	Lap Time	Gap
-----	----------	-----

**Lap 2**

21	2:10.906	
27	2:11.122	00.899
44	2:10.365	02.066
3	2:11.766	03.194
9	2:11.403	03.945
50	2:12.149	04.435
37	2:12.411	05.316
7	2:12.902	05.970
10	2:12.920	06.357
48	2:11.980	06.954
11	2:13.576	08.561
55	2:14.216	09.010
58	2:14.017	09.586
8	2:11.363	20.372

Num	Lap Time	Gap
-----	----------	-----

**Lap 3**

21	2:10.769	
27	2:10.663	00.793
44	2:10.373	01.670
3	2:10.727	03.152
9	2:10.567	03.743
50	2:11.021	04.687
37	2:11.023	05.570
7	2:12.544	07.745
10	2:12.722	08.310
48	2:12.298	08.483
11	2:11.589	09.381
55	2:12.028	10.269
58	2:12.056	10.873
8	2:11.532	21.135

Num	Lap Time	Gap
-----	----------	-----

**Lap 4**

21	2:10.827	
27	2:10.691	00.657
44	2:10.946	01.789
9	2:10.990	03.906
50	2:11.514	05.374
3	2:13.205	05.530
37	2:11.366	06.109

Num	Lap Time	Gap
-----	----------	-----

**Lap 5**

7	2:12.399	09.317
48	2:11.764	09.420
11	2:12.007	10.561
10	2:13.864	11.347
55	2:12.331	11.773
58	2:12.304	12.350
8	2:11.914	22.222

Num	Lap Time	Gap
-----	----------	-----

**Lap 6**

21	2:11.288	
27	2:11.089	00.458
44	2:11.178	01.679
9	2:11.425	04.043
50	2:11.821	05.907
3	2:12.349	06.591
37	2:12.285	07.106
48	2:11.762	09.894
11	2:11.783	11.056
7	2:13.760	11.789
10	2:12.338	12.397
55	2:12.649	13.134
58	2:12.515	13.577
8	2:12.577	23.511

Num	Lap Time	Gap
-----	----------	-----

**Lap 7**

21	2:12.084	
27	2:11.753	00.127
44	2:11.284	00.879
9	2:11.304	03.263
50	2:11.410	05.233
3	2:11.668	06.175
37	2:11.696	06.718
48	2:11.874	09.684
11	2:12.103	11.075
7	2:13.074	12.779
10	2:13.015	13.328
58	2:13.057	14.550
55	2:13.903	14.953
8	2:12.786	24.213

Num	Lap Time	Gap
-----	----------	-----

**Lap 8**

21	2:11.666	
27	2:12.048	00.509
44	2:12.094	01.307
9	2:11.637	03.234
50	2:11.427	04.994
3	2:11.600	06.109
37	2:11.402	06.454
48	2:12.093	10.111
11	2:12.343	11.752
7	2:13.648	14.761
10	2:13.580	15.242
58	2:13.416	16.300
55	2:13.536	16.823
8	2:12.798	25.345

Num	Lap Time	Gap
-----	----------	-----

**Lap 9**

21	2:13.913	
27	2:14.228	00.824
44	2:14.266	01.660
9	2:14.175	03.496
3	2:13.556	05.752
37	2:13.594	06.135
48	2:14.378	10.576
11	2:15.461	13.300
10	2:15.834	17.163
7	2:17.246	18.094
58	2:16.225	18.612
55	2:16.907	19.817
8	2:15.144	26.576

Num	Lap Time	Gap
-----	----------	-----

**Lap 10**

21	4:23.323	
27	4:23.385	00.886
44	4:23.160	01.497
9	4:21.940	02.113
3	4:20.219	02.648
37	4:20.717	03.529
48	4:17.438	04.691
11	4:15.406	05.383
10	4:12.289	06.129
7	4:12.162	06.933
58	4:12.614	07.903
55	4:12.224	08.718
8	4:06.033	09.286

Num	Lap Time	Gap
-----	----------	-----

**Lap 11**

21	4:20.834	
27	4:21.087	01.139
44	4:20.633	01.296
9	4:20.310	01.589
3	4:20.236	02.050
37	4:19.931	02.626
48	4:18.972	02.829
11	4:18.957	03.506
10	4:18.839	04.134
7	4:18.976	05.075
58	4:18.150	05.219
55	4:17.686	05.570
8	4:17.489	05.941

Num	Lap Time	Gap
-----	----------	-----

**Lap 12**

21	2:11.962	
44	2:13.368	02.702
9	2:13.293	02.920
27	2:13.808	02.985
3	2:13.267	03.355
48	2:13.074	03.941
37	2:13.984	04.648
11	2:13.790	05.334
10	2:13.838	06.010
58	2:13.366	06.623

Num	Lap Time	Gap
-----	----------	-----

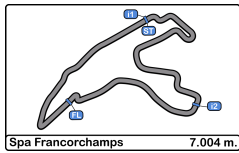
**Lap 12**

55	2:13.918	07.526
8	2:14.279	08.258
7	2:15.431	08.544



CIRCUIT DE SPA  
FRANCORCHAMPS





**Spa Francorchamps**  
**Euroformula Open**  
**Race - 1**  
**Best Sectors Results**

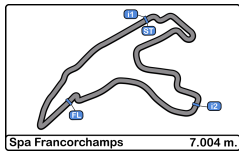


Sector - 1				Sector - 2				Sector - 3				Ideal Lap vs Best Lap				
Clas	Nº	Driver	Time	Nº	Driver	Time	Nº	Driver	Time	Clas	Nº	Driver	Ideal Lap	Best Lap	Clas	
1	9	Everett Stack	38.143	21	Rui-Heng Yeh	57.454	44	Diego de la Torre	34.177	1	44	Diego de la Torre	2:10.088	2:10.365	1	
2	50	Jan Koller	38.183	44	Diego de la Torre	57.499	50	Jan Koller	34.214	2	27	Jesse Carrasquedo	2:10.408	2:10.663	3	
3	58	Aaron Ferrazzano	38.183	27	Jesse Carrasquedo	57.576	9	Everett Stack	34.330	3	9	Everett Stack	2:10.434	2:10.567	2	
4	37	Filippo Fiorentino	38.228	8	Alceu Feldmann	57.654	48	Genaro Trappa	34.332	4	8	Alceu Feldmann	2:10.560	2:11.363	8	
5	7	Wiktor Dobrzański	38.232	3	Javier Herrera	57.770	3	Javier Herrera	34.351	5	37	Filippo Fiorentino	2:10.594	2:11.023	7	
6	55	Divy Nandan	38.259	37	Filippo Fiorentino	57.910	10	Lorenzo Castillo	34.361	6	3	Javier Herrera	2:10.620	2:10.727	4	
7	10	Lorenzo Castillo	38.261	9	Everett Stack	57.961	7	Wiktor Dobrzański	34.398	7	21	Rui-Heng Yeh	2:10.657	2:10.769	5	
8	11	Alessandro Famularo	38.271	48	Genaro Trappa	58.035	27	Jesse Carrasquedo	34.405	8	48	Genaro Trappa	2:10.701	2:11.762	10	
9	48	Genaro Trappa	38.334	50	Jan Koller	58.342	11	Alessandro Famularo	34.434	9	50	Jan Koller	2:10.739	2:11.021	6	
10	44	Diego de la Torre	38.412	11	Alessandro Famularo	58.500	37	Filippo Fiorentino	34.456	10	11	Alessandro Famularo	2:11.205	2:11.589	9	
11	8	Alceu Feldmann	38.426	7	Wiktor Dobrzański	58.642	8	Alceu Feldmann	34.480	11	7	Wiktor Dobrzański	2:11.272	2:12.399	14	
12	27	Jesse Carrasquedo	38.427	55	Divy Nandan	58.910	58	Aaron Ferrazzano	34.481	12	55	Divy Nandan	2:11.743	2:12.028	11	
13	3	Javier Herrera	38.499	58	Aaron Ferrazzano	59.208	21	Rui-Heng Yeh	34.500	13	10	Lorenzo Castillo	2:11.837	2:12.338	13	
14	21	Rui-Heng Yeh	38.703	10	Lorenzo Castillo	59.215	55	Divy Nandan	34.574	14	58	Aaron Ferrazzano	2:11.872	2:12.056	12	



CIRCUIT DE SPA  
FRANCORCHAMPS



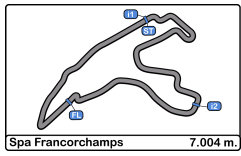


Spa Francorchamps  
Euroformula Open  
Race - 1  
Leader Sequence



N°	Driver	Nat	Cat	Clas	Team	Nat	Vehicle	Start Lap	End Lap	Laps	Total Laps
21	Rui-Heng Yeh		TFE		Team Motopark		Dallara F324 TOM'S TGE 33	1	12	12	12





**Spa Francorchamps**  
**Euroformula Open**  
**Race - 1**  
**Best 5 Lap Times**

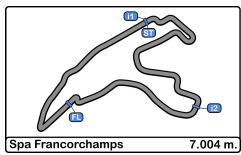


Cls	N°	Driver	Nat	Cat	Cls	Team	Nat	Vehicle	Best 1		Best 2		Best 3		Best 4		Best 5	
									Time	Lap	Time	Lap	Time	Lap	Time	Lap	Time	Lap
1	44	Diego de la Torre	MEX			Team Motopark	DEU	Dallara F324 TOM'S TGE 33	2:10.365	2	2:10.373	3	2:10.946	4	2:11.178	5	2:11.284	6
2	9	Everett Stack	USA			Team Motopark	DEU	Dallara F324 TOM'S TGE 33	2:10.567	3	2:10.990	4	2:11.304	6	2:11.403	2	2:11.425	5
3	27	Jesse Carrasquedo	MEX			Team Motopark	DEU	Dallara F324 TOM'S TGE 33	2:10.663	3	2:10.691	4	2:11.089	5	2:11.122	2	2:11.753	6
4	3	Javier Herrera	MEX	RT	1	BVM Racing	ITA	Dallara F324 TOM'S TGE 33	2:10.727	3	2:11.600	7	2:11.668	6	2:11.766	2	2:12.349	5
5	21	Rui-Heng Yeh	TPE			Team Motopark	DEU	Dallara F324 TOM'S TGE 33	2:10.769	3	2:10.827	4	2:10.906	2	2:11.288	5	2:11.666	7
6	50	Jan Koller	CZE	RT	2	Team Motopark	DEU	Dallara F324 TOM'S TGE 33	2:11.021	3	2:11.410	6	2:11.427	7	2:11.514	4	2:11.821	5
7	37	Filippo Fiorentino	BRA	RT	3	DRIVEX	ESP	Dallara F324 TOM'S TGE 33	2:11.023	3	2:11.366	4	2:11.402	7	2:11.696	6	2:12.285	5
8	8	Alceu Feldmann	BRA	RT	4	BVM Racing	ITA	Dallara F324 TOM'S TGE 33	2:11.363	2	2:11.532	3	2:11.914	4	2:12.577	5	2:12.687	12
9	11	Alessandro	VEN			BVM Racing	ITA	Dallara F324 TOM'S TGE 33	2:11.589	3	2:11.783	5	2:12.007	4	2:12.103	6	2:12.343	7
10	48	Genaro Trappa	ARG	RT	5	DRIVEX	ESP	Dallara F324 TOM'S TGE 33	2:11.762	5	2:11.764	4	2:11.874	6	2:11.980	2	2:12.093	7
11	55	Divy Nandan	IND			BVM Racing	ITA	Dallara F324 TOM'S TGE 33	2:12.028	3	2:12.331	4	2:12.649	5	2:13.046	12	2:13.536	7
12	58	Aaron Ferrazzano	BEL	RT	6	Neri Autosport	BEL	Dallara F324 TOM'S TGE 33	2:12.056	3	2:12.304	4	2:12.515	5	2:13.057	6	2:13.366	11
13	10	Lorenzo Castillo	MEX	RT	7	Team Motopark	DEU	Dallara F324 TOM'S TGE 33	2:12.338	5	2:12.722	3	2:12.920	2	2:13.015	6	2:13.416	12
14	7	Wiktor Dobrzański	POL	RT	8	Team Motopark	DEU	Dallara F324 TOM'S TGE 33	2:12.399	4	2:12.544	3	2:12.902	2	2:12.986	12	2:13.074	6



CIRCUIT DE SPA  
FRANCORCHAMPS





**Spa Francorchamps**  
**Euroformula Open**  
**Race - 1**  
**Best 5 Top Speeds**



Clas	Nº	Driver	Nat	Cat	Cls	Team	Nat	Vehicle	Top 1		Top 2		Top 3		Top 4		Top 5		Avg	
									Km/h	Lap	Km/h	Lap	Km/h	Lap	Km/h	Lap	Km/h	Lap		
1	7	Wiktór Dobrzański		POL	RT	1	Team Motopark		Dallara F324 TOM'S TGE 33	258.9	2	258.3	1	254.7	6	251.7	3	251.7	4	255.1
2	55	Divy Nandan		IND			BVM Racing		Dallara F324 TOM'S TGE 33	258.3	3	258.3	12	257.7	4	257.1	1	257.1	5	257.7
3	8	Alceu Feldmann		BRA	RT	2	BVM Racing		Dallara F324 TOM'S TGE 33	257.7	11	254.7	12	248.8	3	248.8	5	248.2	2	251.6
4	3	Javier Herrera		MEX	RT	3	BVM Racing		Dallara F324 TOM'S TGE 33	257.1	5	255.3	6	254.7	2	254.1	7	253.5	3	254.9
5	10	Lorenzo Castillo		MEX	RT	4	Team Motopark		Dallara F324 TOM'S TGE 33	257.1	2	256.5	3	256.5	5	256.5	7	256.5	12	256.6
6	37	Filippo Fiorentino		BRA	RT	5	DRIVEX		Dallara F324 TOM'S TGE 33	257.1	6	256.5	8	254.1	7	253.5	11	252.9	2	254.8
7	50	Jan Koller		CZE	RT	6	Team Motopark		Dallara F324 TOM'S TGE 33	257.1	3	255.9	1	255.9	2	253.5	4	252.3	6	254.9
8	58	Aaron Ferrazzano		BEL	RT	7	Neri Autosport		Dallara F324 TOM'S TGE 33	257.1	3	255.9	6	255.3	5	254.7	4	253.5	12	255.3
9	9	Everett Stack		USA			Team Motopark		Dallara F324 TOM'S TGE 33	256.5	3	255.3	2	255.3	4	252.3	11	252.3	12	254.3
10	11	Alessandro Famularo		VEN			BVM Racing		Dallara F324 TOM'S TGE 33	256.5	11	256.5	12	255.9	4	255.3	5	255.3	6	255.9
11	48	Genaro Trappa		ARG	RT	8	DRIVEX		Dallara F324 TOM'S TGE 33	255.9	11	254.7	3	254.1	1	254.1	4	252.9	2	254.3
12	44	Diego de la Torre		MEX			Team Motopark		Dallara F324 TOM'S TGE 33	254.1	7	253.5	1	253.5	2	253.5	4	252.9	3	253.5
13	27	Jesse Carrasquedo		MEX			Team Motopark		Dallara F324 TOM'S TGE 33	252.9	1	252.9	5	252.9	8	252.3	2	252.3	4	252.6
14	21	Rui-Heng Yeh		TPE			Team Motopark		Dallara F324 TOM'S TGE 33	248.2	3	248.2	4	248.2	6	248.2	7	247.7	1	248.1

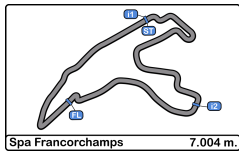


CIRCUIT DE SPA  
FRANCORCHAMPS



Real Federación Española  
de Automovilismo



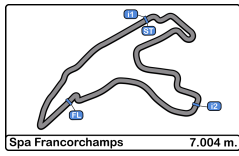


**Spa Francorchamps**  
**Euroformula Open**  
**Race - 1**  
**Fastest Laps Sequence**



Lap	Time of Day	Session Time	Nº Driver	Nat	Cat	Team	Nat	Vehicle	Time	Km/h
2	13:21:16.341	4:24.341	21 Rui-Heng Yeh		TPE	Team Motopark		Dallara F324 TOM'S TGE 33	<b>2:10.906</b>	192.6
2	13:21:18.407	4:26.407	44 Diego de la Torre		MEX	Team Motopark		Dallara F324 TOM'S TGE 33	<b>2:10.365</b>	193.4





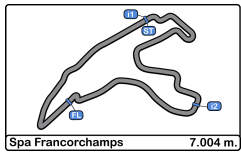
Spa Francorchamps  
Euroformula Open  
Race - 1  
Lap Chart



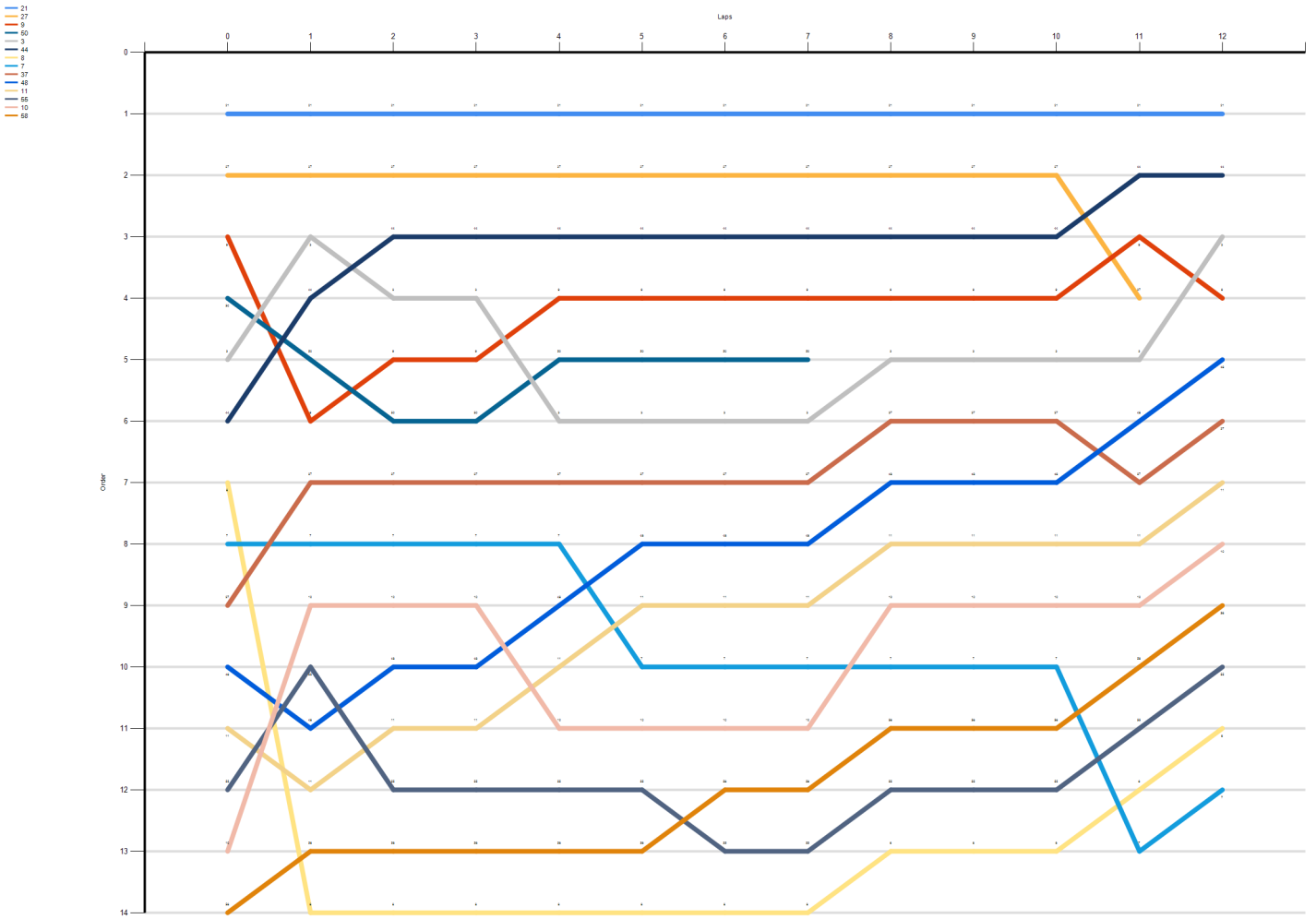
LAP

Nr	Pos	Grid	1	2	3	4	5	6	7	8	9	10	11	12
21	1	21	21	21	21	21	21	21	21	21	21	21	21	21
27	2	27	27	27	27	27	27	27	27	27	27	27	44	44
9	3	9	3	44	44	44	44	44	44	44	44	44	9	3
50	4	50	44	3	3	9	9	9	9	9	9	9	27	9
3	5	3	50	9	9	50	50	50	50	3	3	3	3	48
44	6	44	9	50	50	3	3	3	3	37	37	37	48	37
8	7	8	37	37	37	37	37	37	37	48	48	48	37	11
7	8	7	7	7	7	7	48	48	48	11	11	11	11	10
37	9	37	10	10	10	48	11	11	11	10	10	10	10	58
48	10	48	55	48	48	11	7	7	7	7	7	7	58	55
11	11	11	48	11	11	10	10	10	10	58	58	58	55	8
55	12	55	11	55	55	55	55	58	58	55	55	55	8	7
10	13	10	58	58	58	58	58	55	55	8	8	8	7	
58	14	58	8	8	8	8	8	8	8					



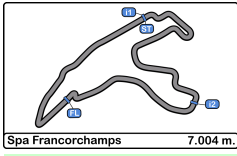


Spa Francorchamps  
Euroformula Open  
Race - 1  
Graphic Lap Chart



CIRCUIT DE SPA  
FRANCORCHAMPS





Spa Francorchamps  
Euroformula Open  
Race - 1  
Pit Stop Analysis

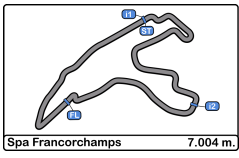


Ord.	Nr.	In Day Time	Driver	Nat	Team	Nat	Vehicle	Cat	In Time	Stop N°	Pit Time	Handicap	Diff.
------	-----	-------------	--------	-----	------	-----	---------	-----	---------	---------	----------	----------	-------



CIRCUIT DE SPA  
FRANCORCHAMPS

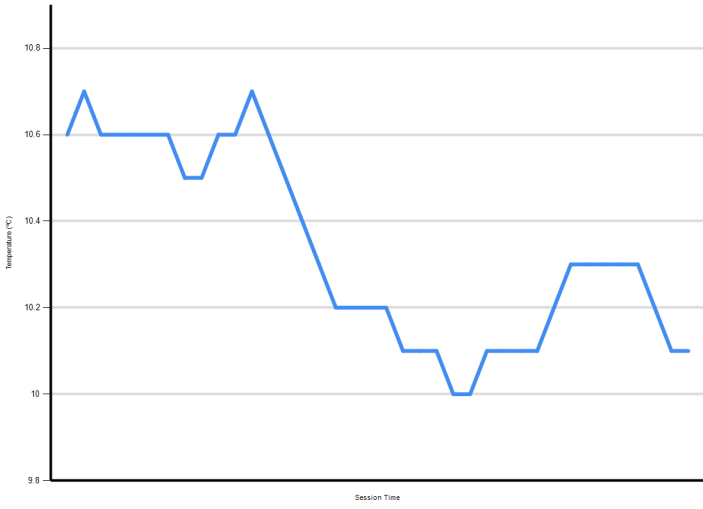




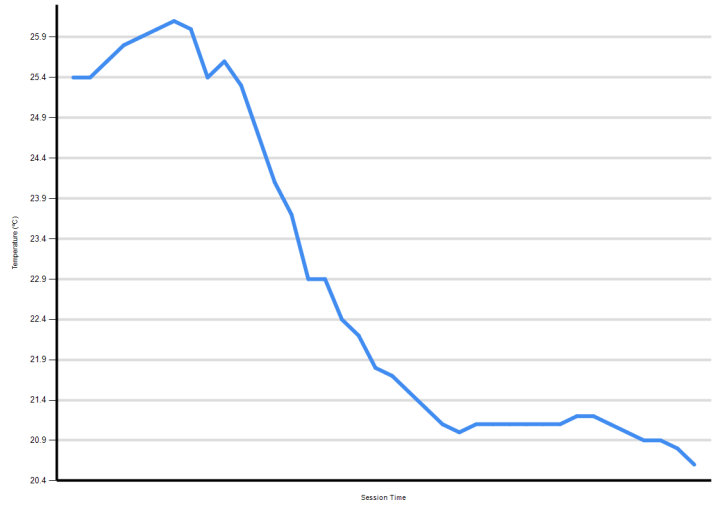
**Spa Francorchamps**  
**Euroformula Open**  
**Race - 1**  
**Weather Report**



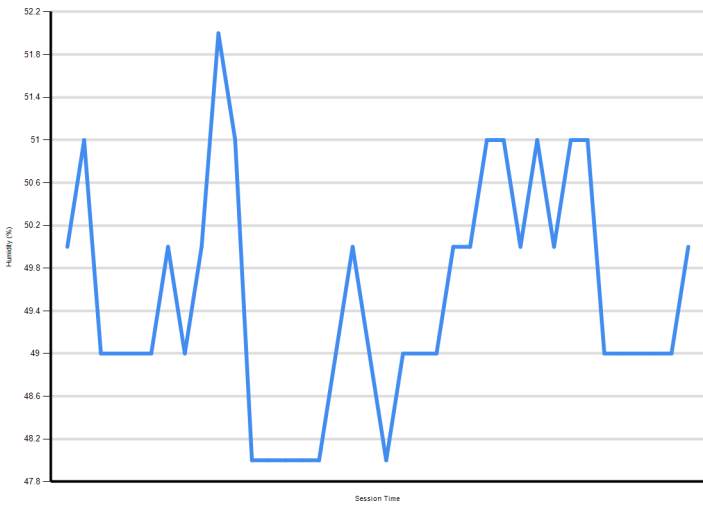
Air Temperature



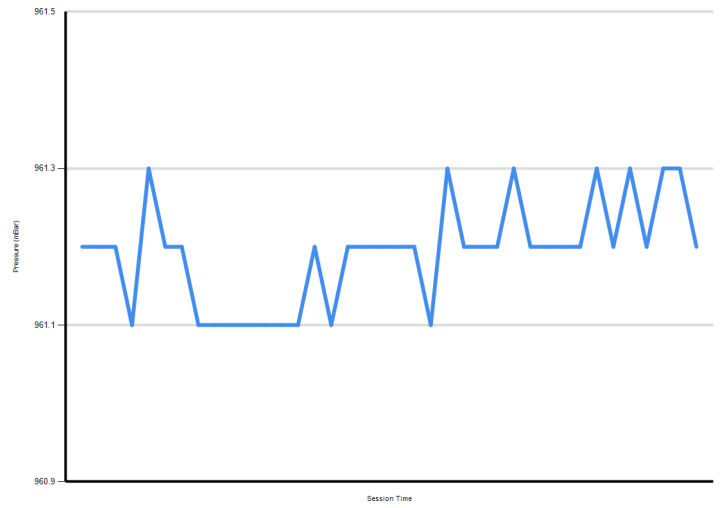
Track Temperature



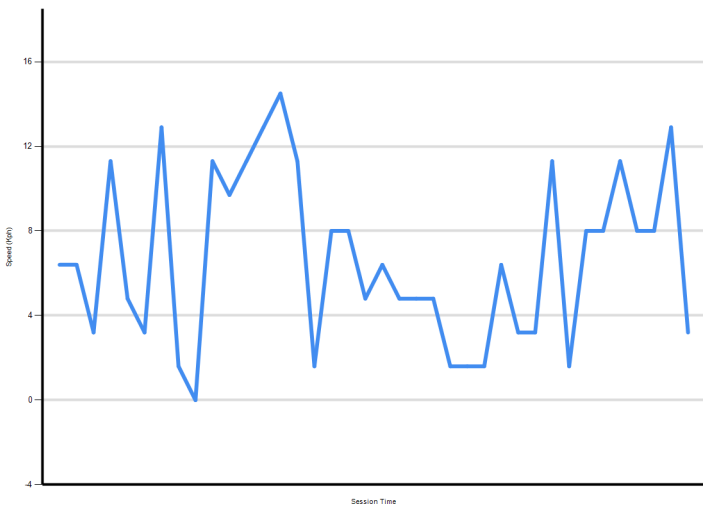
Humidity



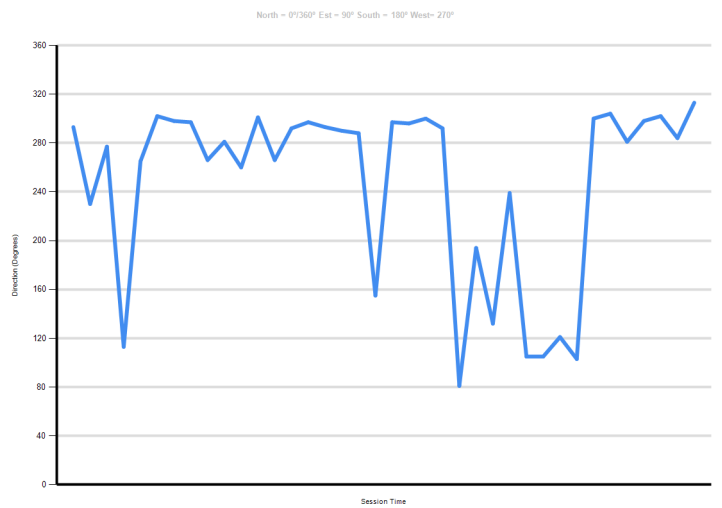
Pressure



Wind Speed



Wind direction



CIRCUIT DE SPA  
FRANCORCHAMPS

