

Autodromo Int. do Algarve
Euroformula Open
Race - 1
Provisional Results



Clas	Nº	Driver	Nat	Cat	Clas	Team	Nat	Vehicle	Laps	Total Time	Gap	Interval	Km/h	Best	Time	Km/h
1	21	Rui-Heng Yeh				Team Motopark		Dallara F324 TOM'S TGE 33	18	28:57.887			173.4	2	1:36.151	174.2
2	9	Everett Stack				Team Motopark		Dallara F324 TOM'S TGE 33	18	29:04.948	7.061	7.061	172.7	3	1:36.262	174.0
3	44	Diego de la Torre				Team Motopark		Dallara F324 TOM'S TGE 33	18	29:06.256	8.369	1.308	172.6	4	1:36.284	173.9
4	27	Jesse Carrasquedo				Team Motopark		Dallara F324 TOM'S TGE 33	18	29:06.631	8.744	0.375	172.6	5	1:36.207	174.1
5	11	Alessandro Famularo				BVM Racing		Dallara F324 TOM'S TGE 33	18	29:18.991	21.104	12.360	171.4	11	1:36.880	172.9
6	55	Divy Nandan				BVM Racing		Dallara F324 TOM'S TGE 33	18	29:24.096	26.209	5.105	170.9	2	1:36.550	173.4
7	7	Wiktor Dobrzański		RT	1	Team Motopark		Dallara F324 TOM'S TGE 33	18	29:24.864	26.977	0.768	170.8	4	1:36.492	173.5
8	3 *	Javier Herrera		RT	2	BVM Racing		Dallara F324 TOM'S TGE 33	18	29:25.992	28.105	1.128	170.7	3	1:36.395	173.7
9	10 *	Lorenzo Castillo		RT	3	Team Motopark		Dallara F324 TOM'S TGE 33	18	29:28.665	30.778	2.673	170.4	11	1:36.861	172.9
10	58	Aaron Ferrazzano		RT	4	Aaron Ferrazzano by Neri Autosport		Dallara F324 TOM'S TGE 33	17	28:03.849	1 Lap	1 Lap	169.1	6	1:36.763	173.1
11	50	Jan Koller		RT	5	Team Motopark		Dallara F324 TOM'S TGE 33	17	29:44.003	1 Lap	1:40.154	159.6	6	1:36.416	173.7

Fastest lap Rui-Heng Yeh in 1:36.151 at 174.2 Km/h in lap 2

*** PENALTIES**

STEWARDS DECISION - CAR 3 +5 SECONDS PENALTY -ABUSE TRACK LIMITS

STEWARDS DECISION CAR 10 - PENALTY 5 SEC - GAVE A POSITION

Published at:.....

Track Temp: **34.2 °C** Air Temp: **25.1 °C** Humidity: **37 %** Track Status: **DRY**

Race Director:

Daniele Galbiati

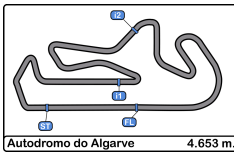
ACI DGA 46766

Timekeeper:

Luis Garcia

JOB-2654-ESP/M





Autodromo Int. do Algarve
Euroformula Open
Race - 1



Provisional Results by Category

Clas	Nº	Driver	Nat	Cat	Clas	Team	Nat	Vehicle	Laps	Total Time	Gap	Interval	Km/h	Best	Time	Km/h
1	21	Rui-Heng Yeh	TPE			Team Motopark	DEU	Dallara F324 TOM'S TGE 33	18	28:57.887			173.4	2	1:36.151	174.2
2	9	Everett Stack	USA			Team Motopark	DEU	Dallara F324 TOM'S TGE 33	18	29:04.948	7.061	7.061	172.7	3	1:36.262	174.0
3	44	Diego de la Torre	MEX			Team Motopark	DEU	Dallara F324 TOM'S TGE 33	18	29:06.256	8.369	1.308	172.6	4	1:36.284	173.9
4	27	Jesse Carrasquedo	MEX			Team Motopark	DEU	Dallara F324 TOM'S TGE 33	18	29:06.631	8.744	0.375	172.6	5	1:36.207	174.1
5	11	Alessandro Famularo	VEN			BVM Racing	ITA	Dallara F324 TOM'S TGE 33	18	29:18.991	21.104	12.360	171.4	11	1:36.880	172.9
6	55	Divy Nandan	IND			BVM Racing	ITA	Dallara F324 TOM'S TGE 33	18	29:24.096	26.209	5.105	170.9	2	1:36.550	173.4

RT

Clas	Nº	Driver	Nat	Cat	Clas	Team	Nat	Vehicle	Laps	Total Time	Gap	Interval	Km/h	Best	Time	Km/h
1	7	Wiktor Dobrzański	POL	RT	1	Team Motopark	DEU	Dallara F324 TOM'S TGE 33	18	29:24.864			170.8	4	1:36.492	173.5
2	3 *	Javier Herrera	MEX	RT	2	BVM Racing	ITA	Dallara F324 TOM'S TGE 33	18	29:25.992	1.128	1.128	170.7	3	1:36.395	173.7
3	10 *	Lorenzo Castillo	MEX	RT	3	Team Motopark	DEU	Dallara F324 TOM'S TGE 33	18	29:28.665	3.801	2.673	170.4	11	1:36.861	172.9
4	58	Aaron Ferrazzano	BEL	RT	4	Aaron Ferrazzano by Neri Autosport	BEL	Dallara F324 TOM'S TGE 33	17	28:03.849	1 Lap	1 Lap	169.1	6	1:36.763	173.1
5	50	Jan Koller	CZE	RT	5	Team Motopark	DEU	Dallara F324 TOM'S TGE 33	17	29:44.003	1 Lap	1:40.154	159.6	6	1:36.416	173.7

Fastest lap Rui-Heng Yeh in 1:36.151 at 174.2 Km/h in lap 2

* PENALTIES

STEWARDS DECISION - CAR 3 +5 SECONDS PENALTY -ABUSE TRACK LIMITS

STEWARDS DECISION CAR 10 - PENALTY 5 SEC - GAVE A POSITION

Published at:.....

Track Temp: 34.2 °C Air Temp: 25.1 °C Humidity: 37 % Track Status: DRY

Race Director:

Daniele Galbiati

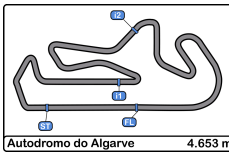
ACI DGA 46766

Timekeeper:

Luis Garcia

JOB-2654-ESP/M





Autodromo Int. do Algarve
Euroformula Open
Race - 1



Provisional Classification by Driver Fastest Lap

Cl	Nº	Entrant/Team	Nat	Vehicle	Driver	Nat	Cat	Cl	Laps	Best	Time	Gap	Interval	Km/h
1	21	Team Motopark		Dallara F324 TOM'S TGE 33	Rui-Heng Yeh				18	2	1:36.151			174.2
2	27	Team Motopark		Dallara F324 TOM'S TGE 33	Jesse Carrasquedo				18	5	1:36.207	0.056	0.056	174.1
3	9	Team Motopark		Dallara F324 TOM'S TGE 33	Everett Stack				18	3	1:36.262	0.111	0.055	174.0
4	44	Team Motopark		Dallara F324 TOM'S TGE 33	Diego de la Torre				18	4	1:36.284	0.133	0.022	173.9
5	3	BVM Racing		Dallara F324 TOM'S TGE 33	Javier Herrera		RT	1	18	3	1:36.395	0.244	0.111	173.7
6	50	Team Motopark		Dallara F324 TOM'S TGE 33	Jan Koller		RT	2	17	6	1:36.416	0.265	0.021	173.7
7	7	Team Motopark		Dallara F324 TOM'S TGE 33	Wiktor Dobrzański		RT	3	18	4	1:36.492	0.341	0.076	173.5
8	55	BVM Racing		Dallara F324 TOM'S TGE 33	Divy Nandan				18	2	1:36.550	0.399	0.058	173.4
9	58	Neri Autosport		Dallara F324 TOM'S TGE 33	Aaron Ferrazzano		RT	4	17	6	1:36.763	0.612	0.213	173.1
10	10	Team Motopark		Dallara F324 TOM'S TGE 33	Lorenzo Castillo		RT	5	18	11	1:36.861	0.710	0.098	172.9
11	11	BVM Racing		Dallara F324 TOM'S TGE 33	Alessandro Famularo				18	11	1:36.880	0.729	0.019	172.9





Autodromo Int. do Algarve

Euroformula Open

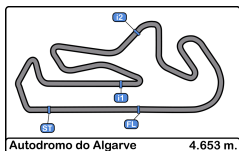
Race - 1

Distance and Speed Average



Clas	Nº	Driver	Nat	Cat	Clas	Team	Nat	Vehicle	Laps	Distance	Total Time	Km/h
1	21	Rui-Heng Yeh				Team Motopark		Dallara F324 TOM'S TGE 33	18	83.75	28:57.887	173.4
2	9	Everett Stack				Team Motopark		Dallara F324 TOM'S TGE 33	18	83.75	29:04.948	172.7
3	44	Diego de la Torre				Team Motopark		Dallara F324 TOM'S TGE 33	18	83.75	29:06.256	172.6
4	27	Jesse Carrasquedo				Team Motopark		Dallara F324 TOM'S TGE 33	18	83.75	29:06.631	172.6
5	11	Alessandro Famularo				BVM Racing		Dallara F324 TOM'S TGE 33	18	83.75	29:18.991	171.4
6	55	Divy Nandan				BVM Racing		Dallara F324 TOM'S TGE 33	18	83.75	29:24.096	170.9
7	7	Wiktor Dobrzański		RT	1	Team Motopark		Dallara F324 TOM'S TGE 33	18	83.75	29:24.864	170.8
8	3	Javier Herrera		RT	2	BVM Racing		Dallara F324 TOM'S TGE 33	18	83.75	29:25.992	170.7
9	10	Lorenzo Castillo		RT	3	Team Motopark		Dallara F324 TOM'S TGE 33	18	83.75	29:28.665	170.4
10	58	Aaron Ferrazzano		RT	4	Aaron Ferrazzano by Neri Autosport		Dallara F324 TOM'S TGE 33	17	79.10	28:03.849	169.1
11	50	Jan Koller		RT	5	Team Motopark		Dallara F324 TOM'S TGE 33	17	79.10	29:44.003	159.6





Autodromo Int. do Algarve
Euroformula Open
Race - 1
Lap Analysis



3

Javier Herrera

Dallara F324 TOM'S TGE 33 **9**

Everett Stack

Dallara F324 TOM'S TGE 33

RT

BVM Racing

Team Motopark

Lap	D	Time	Sector 1	Sector 2	Sector 3	T. Spd	Elapsed	Lap	D	Time	Sector 1	Sector 2	Sector 3	T. Spd	Elapsed
1		1:49.503	43.632	30.788	35.083	177.6	1:49.503	1		1:39.021	33.040	30.832	35.149	163.3	1:39.021
2		1:36.719	30.832	30.646	35.241	248.2	3:26.222	2		1:36.589	31.013	30.537	35.039	252.3	3:15.610
3		1:36.395	30.670	30.639	35.086	248.8	5:02.617	3		1:36.262	30.659	30.479	35.124	251.1	4:51.872
4		1:36.712	30.768	30.661	35.283	248.8	6:39.329	4		1:36.460	30.764	30.552	35.144	252.9	6:28.332
5		1:36.560	30.727	30.539	35.294	248.8	8:15.889	5		1:36.469	30.806	30.483	35.180	251.7	8:04.801
6		1:36.509	30.787	30.546	35.176	249.4	9:52.398	6		1:36.365	30.729	30.526	35.110	252.3	9:41.166
7		1:37.918	30.791	31.475	35.652	249.4	11:30.316	7		1:36.568	30.692	30.545	35.331	252.3	11:17.734
8		1:37.250	30.922	30.784	35.544	251.1	13:07.566	8		1:36.742	30.738	30.590	35.414	252.3	12:54.476
9		1:37.127	31.115	30.579	35.433	250.0	14:44.693	9		1:36.993	30.821	30.698	35.474	252.9	14:31.469
10		1:37.502	31.256	30.723	35.523	251.1	16:22.195	10		1:37.509	31.068	30.820	35.621	253.5	16:08.978
11		1:36.992	30.926	30.722	35.344	251.7	17:59.187	11		1:36.877	31.034	30.573	35.270	252.9	17:45.855
12		1:37.454	30.910	30.825	35.719	251.1	19:36.641	12		1:37.084	30.955	30.726	35.403	250.0	19:22.939
13		1:37.525	30.881	30.989	35.655	252.3	21:14.166	13		1:37.015	30.971	30.593	35.451	248.8	20:59.954
14		1:37.699	31.114	31.066	35.519	252.9	22:51.865	14		1:36.950	30.890	30.708	35.352	249.4	22:36.904
15		1:37.638	31.062	31.295	35.281	251.7	24:29.503	15		1:37.217	31.092	30.753	35.372	249.4	24:14.121
16		1:37.738	31.328	30.932	35.478	249.4	26:07.241	16		1:36.980	30.963	30.675	35.342	249.4	25:51.101
17		1:36.896	30.946	30.648	35.302	249.4	27:44.137	17		1:36.778	30.953	30.591	35.234	250.0	27:27.879
18		1:36.855	30.953	30.666	35.236	250.0	29:20.992	18		1:37.069	30.907	30.677	35.485	250.0	29:04.948

7

Wiktor Dobrzański

Dallara F324 TOM'S TGE 33 **10**

Lorenzo Castillo

Dallara F324 TOM'S TGE 33

RT

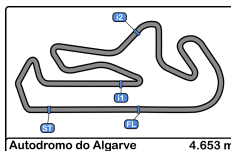
Team Motopark

RT

Team Motopark

Lap	D	Time	Sector 1	Sector 2	Sector 3	T. Spd	Elapsed	Lap	D	Time	Sector 1	Sector 2	Sector 3	T. Spd	Elapsed
1		1:39.485	33.308	30.970	35.207	173.0	1:39.485	1		1:43.975	38.084	30.752	35.139	164.3	1:43.975
2		1:37.050	31.020	30.788	35.242	254.7	3:16.535	2		1:36.983	31.043	30.829	35.111	250.0	3:20.958
3		1:36.961	30.772	30.740	35.449	252.9	4:53.496	3		1:37.534	31.000	31.151	35.383	252.3	4:58.492
4		1:36.492	30.708	30.673	35.111	252.3	6:29.988	4		1:37.461	31.239	30.927	35.295	252.9	6:35.953
5		1:36.507	30.749	30.608	35.150	251.7	8:06.495	5		1:36.992	30.941	30.835	35.216	252.9	8:12.945
6		1:36.766	30.725	30.720	35.321	251.1	9:43.261	6		1:36.883	30.953	30.732	35.198	252.9	9:49.828
7		1:46.452	30.932	39.648	35.872	251.1	11:29.713	7		1:37.510	30.925	31.079	35.506	252.3	11:27.338
8		1:38.401	30.830	30.822	36.749	252.9	13:08.114	8		1:37.192	30.952	30.859	35.381	252.9	13:04.530
9		1:38.089	31.559	31.035	35.495	254.7	14:46.203	9		1:37.187	30.988	30.732	35.467	252.3	14:41.717
10		1:37.534	31.326	30.724	35.484	253.5	16:23.737	10		1:39.015	31.974	31.739	35.302	252.9	16:20.732
11		1:37.518	30.832	31.283	35.403	252.9	18:01.255	11		1:36.861	30.885	30.834	35.142	252.3	17:57.593
12		1:37.556	30.945	31.158	35.453	251.7	19:38.811	12		1:37.095	30.963	30.828	35.304	251.1	19:34.688
13		1:37.197	30.975	30.792	35.430	251.1	21:16.008	13		1:36.914	30.979	30.728	35.207	251.1	21:11.602
14		1:37.386	31.009	31.029	35.348	251.7	22:53.394	14		1:37.593	31.290	30.810	35.493	251.1	22:49.195
15		1:38.129	31.328	31.188	35.613	252.3	24:31.523	15		1:38.718	30.956	30.988	36.774	251.1	24:27.913
16		1:37.840	31.024	31.439	35.377	251.7	26:09.363	16		1:40.519	33.915	31.085	35.519	231.2	26:08.432
17		1:37.559	30.939	31.181	35.439	253.5	27:46.922	17		1:37.298	30.930	30.842	35.526	252.9	27:45.730
18		1:37.942	31.095	31.191	35.656	253.5	29:24.864	18		1:37.935	30.865	31.766	35.304	253.5	29:23.665





Autodromo Int. do Algarve
Euroformula Open
Race - 1
Lap Analysis



11

Alessandro Famularo

Dallara F324 TOM'S TGE 33 **27**

Jesse Carrasquedo

Dallara F324 TOM'S TGE 33

BVM Racing

Team Motopark

Lap D	Time	Sector 1	Sector 2	Sector 3	T. Spd	Elapsed	Lap D	Time	Sector 1	Sector 2	Sector 3	T. Spd	Elapsed
1	1:41.167	34.721	31.118	35.328	170.8	1:41.167	1	1:42.211	36.191	30.813	35.207	164.3	1:42.211
2	1:38.206	31.021	30.875	36.310	250.0	3:19.373	2	1:37.220	30.823	30.660	35.737	252.9	3:19.431
3	1:38.980	31.910	31.320	35.750	252.9	4:58.353	3	1:37.684	31.416	31.158	35.110	255.9	4:57.115
4	1:36.916	30.963	30.618	35.335	252.3	6:35.269	4	1:36.374	30.721	30.532	35.121	250.0	6:33.489
5	1:36.993	30.992	30.669	35.332	252.3	8:12.262	5	1:36.207	30.719	30.381	35.107	250.5	8:09.696
6	1:36.984	31.107	30.560	35.317	251.7	9:49.246	6	1:36.265	30.678	30.499	35.088	250.5	9:45.961
7	1:37.514	30.887	31.228	35.399	251.7	11:26.760	7	1:38.136	30.574	32.113	35.449	251.1	11:24.097
8	1:37.030	30.960	30.688	35.382	252.3	13:03.790	8	1:36.318	30.700	30.463	35.155	250.0	13:00.415
9	1:37.076	30.848	30.888	35.340	252.3	14:40.866	9	1:36.499	30.728	30.520	35.251	251.1	14:36.914
10	1:38.034	31.757	30.844	35.433	253.5	16:18.900	10	1:36.363	30.711	30.411	35.241	252.3	16:13.277
11	1:36.880	30.901	30.539	35.440	250.5	17:55.780	11	1:36.473	30.737	30.605	35.131	251.1	17:49.750
12	1:37.053	31.017	30.693	35.343	250.5	19:32.833	12	1:36.593	30.740	30.621	35.232	250.5	19:26.343
13	1:37.192	31.177	30.682	35.333	249.4	21:10.025	13	1:36.435	30.829	30.446	35.160	250.0	21:02.778
14	1:37.302	30.964	30.927	35.411	250.5	22:47.327	14	1:36.837	31.059	30.521	35.257	251.7	22:39.615
15	1:37.349	31.002	30.793	35.554	250.5	24:24.676	15	1:36.531	30.788	30.644	35.099	251.7	24:16.146
16	1:38.113	31.165	31.254	35.694	249.4	26:02.789	16	1:36.579	30.765	30.638	35.176	252.3	25:52.725
17	1:38.077	31.285	30.920	35.872	250.0	27:40.866	17	1:36.772	30.776	30.687	35.309	254.1	27:29.497
18	1:38.125	31.330	31.011	35.784	250.5	29:18.991	18	1:37.134	30.887	30.905	35.342	255.9	29:06.631

21

Rui-Heng Yeh

Dallara F324 TOM'S TGE 33 **44**

Diego de la Torre

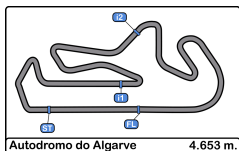
Dallara F324 TOM'S TGE 33

Team Motopark

Team Motopark

Lap D	Time	Sector 1	Sector 2	Sector 3	T. Spd	Elapsed	Lap D	Time	Sector 1	Sector 2	Sector 3	T. Spd	Elapsed
1	1:38.063	32.509	30.685	34.869	155.8	1:38.063	1	1:38.571	32.691	30.838	35.042	159.5	1:38.571
2	1:36.151	30.662	30.395	35.094	248.8	3:14.214	2	1:36.357	30.733	30.627	34.997	251.1	3:14.928
3	1:36.230	30.574	30.460	35.196	248.8	4:50.444	3	1:36.390	30.533	30.664	35.193	251.7	4:51.318
4	1:36.373	30.747	30.520	35.106	249.4	6:26.817	4	1:36.284	30.678	30.561	35.045	251.7	6:27.602
5	1:36.212	30.604	30.463	35.145	248.8	8:03.029	5	1:36.501	30.744	30.623	35.134	251.7	8:04.103
6	1:36.212	30.728	30.418	35.066	248.8	9:39.241	6	1:36.393	30.731	30.632	35.030	251.1	9:40.496
7	1:36.384	30.697	30.475	35.212	248.2	11:15.625	7	1:36.699	30.702	30.687	35.310	250.5	11:17.195
8	1:36.507	30.775	30.565	35.167	249.4	12:52.132	8	1:36.765	30.736	30.730	35.299	250.5	12:53.960
9	1:36.395	30.751	30.500	35.144	250.0	14:28.527	9	1:37.275	30.833	30.745	35.697	251.1	14:31.235
10	1:36.638	30.782	30.577	35.279	250.5	16:05.165	10	1:37.662	30.977	30.833	35.852	251.1	16:08.897
11	1:36.600	30.848	30.572	35.180	249.4	17:41.765	11	1:37.962	31.708	30.848	35.406	247.7	17:46.859
12	1:36.785	30.984	30.569	35.232	249.4	19:18.550	12	1:37.017	30.907	30.724	35.386	251.7	19:23.876
13	1:36.862	30.968	30.679	35.215	248.2	20:55.412	13	1:37.075	31.035	30.711	35.329	251.1	21:00.951
14	1:36.545	30.832	30.662	35.051	248.2	22:31.957	14	1:36.881	30.800	30.707	35.374	251.1	22:37.832
15	1:36.504	30.819	30.571	35.114	249.4	24:08.461	15	1:37.283	30.908	30.886	35.489	251.7	24:15.115
16	1:36.548	30.848	30.670	35.030	249.4	25:45.009	16	1:37.058	30.883	30.823	35.352	250.5	25:52.173
17	1:36.302	30.749	30.477	35.076	250.0	27:21.311	17	1:36.918	30.813	30.787	35.318	251.1	27:29.091
18	1:36.576	30.928	30.489	35.159	250.0	28:57.887	18	1:37.165	30.999	30.725	35.441	251.1	29:06.256





Autodromo Int. do Algarve
Euroformula Open
Race - 1
Lap Analysis



50

Jan Koller

Dallara F324 TOM'S TGE 33

58

Aaron Ferrazzano

Dallara F324 TOM'S TGE 33

RT

Team Motopark

RT

Aaron Ferrazzano by Neri

Lap	D	Time	Sector 1	Sector 2	Sector 3	T. Spd	Elapsed	Lap	D	Time	Sector 1	Sector 2	Sector 3	T. Spd	Elapsed
1		1:40.028	33.801	30.904	35.323	170.6	1:40.028	1		1:41.590	35.249	30.977	35.364	176.7	1:41.590
2		1:36.992	30.925	30.665	35.402	253.5	3:17.020	2		1:37.466	31.000	30.746	35.720	249.4	3:19.056
3		1:36.833	30.795	30.877	35.161	253.5	4:53.853	3		1:38.605	31.617	31.406	35.582	246.5	4:57.661
4		1:36.870	30.804	30.645	35.421	254.7	6:30.723	4		1:36.925	30.842	30.729	35.354	248.8	6:34.586
5		1:36.534	30.785	30.427	35.322	252.9	8:07.257	5		1:36.987	31.033	30.726	35.228	246.5	8:11.573
6		1:36.416	30.842	30.510	35.064	252.9	9:43.673	6		1:36.763	30.934	30.627	35.202	246.5	9:48.336
7		2:38.440 P	30.899	1:14.263	53.278	254.7	12:22.113	7		1:37.597	31.049	31.278	35.270	245.4	11:25.933
8		2:46.400	1:38.340	31.764	36.296		15:08.513	8		1:36.864	31.018	30.564	35.282	245.4	13:02.797
9		1:38.045	31.320	31.148	35.577	248.8	16:46.558	9		1:37.545	31.418	30.712	35.415	247.1	14:40.342
10		1:37.290	30.932	30.651	35.707	250.0	18:23.848	10		1:55.382	48.485	31.177	35.720	247.7	16:35.724
11		1:36.891	31.098	30.496	35.297	250.0	20:00.739	11		1:38.353	31.501	31.063	35.789	246.0	18:14.077
12		1:37.126	30.975	30.642	35.509	250.0	21:37.865	12		1:38.913	31.503	31.237	36.173	244.8	19:52.990
13		1:37.014	31.031	30.641	35.342	250.5	23:14.879	13		1:38.329	31.528	31.072	35.729	245.4	21:31.319
14		1:37.362	30.956	30.664	35.742	251.1	24:52.241	14		1:38.178	31.497	30.906	35.775	246.5	23:09.497
15		1:37.143	31.058	30.762	35.323	250.0	26:29.384	15		1:37.894	31.509	30.891	35.494	246.0	24:47.391
16		1:37.194	31.024	30.707	35.463	251.7	28:06.578	16		1:38.202	31.398	31.221	35.583	244.8	26:25.593
17		1:37.425	31.039	30.909	35.477	250.0	29:44.003	17		1:38.256	31.415	30.869	35.972	246.0	28:03.849
18								18			31.901			244.8	

55

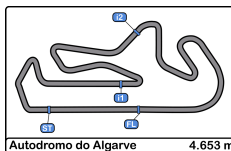
Divy Nandan

Dallara F324 TOM'S TGE 33

BVM Racing

Lap	D	Time	Sector 1	Sector 2	Sector 3	T. Spd	Elapsed
1		1:46.272	40.222	30.705	35.345	175.3	1:46.272
2		1:36.550	30.904	30.401	35.245	249.4	3:22.822
3		1:36.603	30.848	30.542	35.213	251.7	4:59.425
4		1:37.108	30.930	30.882	35.296	251.7	6:36.533
5		1:37.086	30.845	30.916	35.325	252.3	8:13.619
6		1:36.921	30.927	30.853	35.141	252.3	9:50.540
7		1:37.409	30.940	31.078	35.391	252.3	11:27.949
8		1:36.982	31.078	30.631	35.273	252.9	13:04.931
9		1:37.159	30.956	30.811	35.392	252.9	14:42.090
10		1:39.204	31.837	32.025	35.342	253.5	16:21.294
11		1:37.053	30.920	30.854	35.279	252.9	17:58.347
12		1:37.750	30.880	31.381	35.489	252.3	19:36.097
13		1:37.761	30.951	31.113	35.697	251.1	21:13.858
14		1:37.473	31.118	30.974	35.381	251.1	22:51.331
15		1:38.788	31.323	31.986	35.479	250.5	24:30.119
16		1:37.767	30.965	31.338	35.464	252.3	26:07.886
17		1:37.341	31.082	30.941	35.318	252.3	27:45.227
18		1:38.869	31.090	32.234	35.545	251.7	29:24.096





Autodromo Int. do Algarve
Euroformula Open
Race - 1



Analysis by Lap

Num	Lap Time	Gap
Lap 1		
21	1:38.063	
44	1:38.571	00.508
9	1:39.021	00.958
7	1:39.485	01.422
50	1:40.028	01.965
11	1:41.167	03.104
58	1:41.590	03.527
27	1:42.211	04.148
10	1:43.975	05.912
55	1:46.272	08.209
3	1:49.503	11.440
Lap 2		
21	1:36.151	
44	1:36.357	00.714
9	1:36.589	01.396
7	1:37.050	02.321
50	1:36.992	02.806
58	1:37.466	04.842
11	1:38.206	05.159
27	1:37.220	05.217
10	1:36.983	06.744
55	1:36.550	08.608
3	1:36.719	12.008
Lap 3		
21	1:36.230	
44	1:36.390	00.874
9	1:36.262	01.428
7	1:36.961	03.052
50	1:36.833	03.409
27	1:37.684	06.671
58	1:38.605	07.217
11	1:38.980	07.909
10	1:37.534	08.048
55	1:36.603	08.981
3	1:36.395	12.173
Lap 4		
21	1:36.373	
44	1:36.284	00.785
9	1:36.460	01.515
7	1:36.492	03.171
50	1:36.870	03.906
27	1:36.374	06.672
58	1:36.925	07.769
11	1:36.916	08.452
10	1:37.461	09.136
55	1:37.108	09.716
3	1:36.712	12.512
Lap 5		
21	1:36.212	
44	1:36.501	01.074
9	1:36.469	01.772

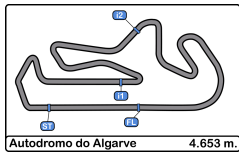
Num	Lap Time	Gap
7	1:36.507	03.466
50	1:36.534	04.228
27	1:36.207	06.667
58	1:36.987	08.544
11	1:36.993	09.233
10	1:36.992	09.916
55	1:37.086	10.590
3	1:36.560	12.860
Lap 6		
21	1:36.212	
44	1:36.393	01.255
9	1:36.365	01.925
7	1:36.766	04.020
50	1:36.416	04.432
27	1:36.265	06.720
58	1:36.763	09.095
11	1:36.984	10.005
10	1:36.883	10.587
55	1:36.921	11.299
3	1:36.509	13.157
Lap 7		
21	1:36.384	
44	1:36.699	01.570
9	1:36.568	02.109
27	1:38.136	08.472
58	1:37.597	10.308
11	1:37.514	11.135
10	1:37.510	11.713
55	1:37.409	12.324
7	1:46.452	14.088
3	1:37.918	14.691
50	2:38.440	1:06.488
Lap 8		
21	1:36.507	
44	1:36.765	01.828
9	1:36.742	02.344
27	1:36.318	08.283
58	1:36.864	10.665
11	1:37.030	11.658
10	1:37.192	12.398
55	1:36.982	12.799
3	1:37.250	15.434
7	1:38.401	15.982
Lap 9		
21	1:36.395	
44	1:37.275	02.708
9	1:36.993	02.942
27	1:36.499	08.387
58	1:37.545	11.815
11	1:37.076	12.339
10	1:37.187	13.190
55	1:37.159	13.563

Num	Lap Time	Gap
3	1:37.127	16.166
7	1:38.089	17.676
50	2:46.400	1 Lap
Lap 10		
21	1:36.638	
44	1:37.662	03.732
9	1:37.509	03.813
27	1:36.363	08.112
11	1:38.034	13.735
10	1:39.015	15.567
55	1:39.204	16.129
3	1:37.502	17.030
7	1:37.534	18.572
58	1:55.382	30.559
50	1:38.045	1 Lap
Lap 11		
21	1:36.600	
9	1:36.877	04.090
44	1:37.962	05.094
27	1:36.473	07.985
11	1:36.880	14.015
10	1:36.861	15.828
55	1:37.053	16.582
3	1:36.992	17.422
7	1:37.518	19.490
58	1:38.353	32.312
50	1:37.290	1 Lap
Lap 12		
21	1:36.785	
9	1:37.084	04.389
44	1:37.017	05.326
27	1:36.593	07.793
11	1:37.053	14.283
10	1:37.095	16.138
55	1:37.750	17.547
3	1:37.454	18.091
7	1:37.556	20.261
58	1:38.913	34.440
50	1:36.891	1 Lap
Lap 13		
21	1:36.862	
9	1:37.015	04.542
44	1:37.075	05.539
27	1:36.435	07.366
11	1:37.192	14.613
10	1:36.914	16.190
55	1:37.761	18.446
3	1:37.525	18.754
7	1:37.197	20.596
58	1:38.329	35.907
50	1:37.126	1 Lap

Num	Lap Time	Gap
Lap 14		
21	1:36.545	
9	1:36.950	04.947
44	1:36.881	05.875
27	1:36.837	07.658
11	1:37.302	15.370
10	1:37.593	17.238
55	1:37.473	19.374
3	1:37.699	19.908
7	1:37.386	21.437
58	1:38.178	37.540
50	1:37.014	1 Lap
Lap 15		
21	1:36.504	
9	1:37.217	05.660
44	1:37.283	06.654
27	1:36.531	07.685
11	1:37.349	16.215
10	1:38.718	19.452
3	1:37.638	21.042
55	1:38.788	21.658
7	1:38.129	23.062
58	1:37.894	38.930
50	1:37.362	1 Lap
Lap 16		
21	1:36.548	
9	1:36.980	06.092
44	1:37.058	07.164
27	1:36.579	07.716
11	1:38.113	17.780
3	1:37.738	22.232
55	1:37.767	22.877
10	1:40.519	23.423
7	1:37.840	24.354
58	1:38.202	40.584
50	1:37.143	1 Lap
Lap 17		
21	1:36.302	
9	1:36.778	06.568
44	1:36.918	07.780
27	1:36.772	08.186
11	1:38.077	19.555
3	1:36.896	22.826
55	1:37.341	23.916
10	1:37.298	24.419
7	1:37.559	25.611
58	1:38.256	42.538
50	1:37.194	1 Lap
Lap 18		
21	1:36.576	
9	1:37.069	07.061
44	1:37.165	08.369

Num	Lap Time	Gap
27	1:37.134	08.744
11	1:38.125	21.104
3	1:36.855	23.105
10	1:37.935	25.778
55	1:38.869	26.209
7	1:37.942	26.977
50	1:37.425	1 Lap





Autodromo Int. do Algarve

Euroformula Open

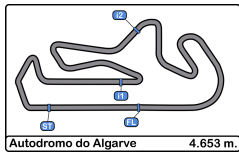
Race - 1

Best Sectors Results



Sector - 1			Sector - 2			Sector - 3			Ideal Lap vs Best Lap						
Clas	Nº	Driver	Time	Nº	Driver	Time	Nº	Driver	Time	Clas	Nº	Driver	Ideal Lap	Best Lap	Clas
1	44	Diego de la Torre	30.533	27	Jesse Carrasquedo	30.381	21	Rui-Heng Yeh	34.869	1	21	Rui-Heng Yeh	1:35.838	1:36.151	1
2	21	Rui-Heng Yeh	30.574	21	Rui-Heng Yeh	30.395	44	Diego de la Torre	34.997	2	27	Jesse Carrasquedo	1:36.043	1:36.207	2
3	27	Jesse Carrasquedo	30.574	55	Divy Nandan	30.401	9	Everett Stack	35.039	3	44	Diego de la Torre	1:36.091	1:36.284	4
4	9	Everett Stack	30.659	50	Jan Koller	30.427	50	Jan Koller	35.064	4	9	Everett Stack	1:36.177	1:36.262	3
5	3	Javier Herrera	30.670	9	Everett Stack	30.479	3	Javier Herrera	35.083	5	50	Jan Koller	1:36.276	1:36.416	6
6	7	Wiktor Dobrzański	30.708	3	Javier Herrera	30.539	27	Jesse Carrasquedo	35.088	6	3	Javier Herrera	1:36.292	1:36.395	5
7	50	Jan Koller	30.785	11	Alessandro Famularo	30.539	7	Wiktor Dobrzański	35.111	7	55	Divy Nandan	1:36.387	1:36.550	8
8	58	Aaron Ferrazzano	30.842	44	Diego de la Torre	30.561	10	Lorenzo Castillo	35.111	8	7	Wiktor Dobrzański	1:36.427	1:36.492	7
9	55	Divy Nandan	30.845	58	Aaron Ferrazzano	30.564	55	Divy Nandan	35.141	9	58	Aaron Ferrazzano	1:36.608	1:36.763	9
10	11	Alessandro Famularo	30.848	7	Wiktor Dobrzański	30.608	58	Aaron Ferrazzano	35.202	10	10	Lorenzo Castillo	1:36.704	1:36.861	10
11	10	Lorenzo Castillo	30.865	10	Lorenzo Castillo	30.728	11	Alessandro Famularo	35.317	11	11	Alessandro Famularo	1:36.704	1:36.880	11



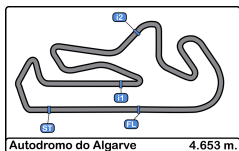


Autodromo Int. do Algarve
Euroformula Open
Race - 1
Leader Sequence



N°	Driver	Nat	Cat	Clas	Team	Nat	Vehicle	Start Lap	End Lap	Laps	Total Laps
21	Rui-Heng Yeh		TPE		Team Motopark		Dallara F324 TOM'S TGE 33	1	18	18	18





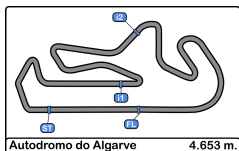
Autodromo Int. do Algarve
Euroformula Open
Race - 1
Best 5 Lap Times



Autodromo do Algarve 4.653 m.

Cls	Nº	Driver	Nat	Cat	Cls	Team	Nat	Vehicle	Best 1		Best 2		Best 3		Best 4		Best 5	
									Time	Lap	Time	Lap	Time	Lap	Time	Lap	Time	Lap
1	21	Rui-Heng Yeh				Team Motopark		Dallara F324 TOM'S TGE 33	1:36.151	2	1:36.212	5	1:36.212	6	1:36.230	3	1:36.302	17
2	27	Jesse Carrasquedo				Team Motopark		Dallara F324 TOM'S TGE 33	1:36.207	5	1:36.265	6	1:36.318	8	1:36.363	10	1:36.374	4
3	9	Everett Stack				Team Motopark		Dallara F324 TOM'S TGE 33	1:36.262	3	1:36.365	6	1:36.460	4	1:36.469	5	1:36.568	7
4	44	Diego de la Torre				Team Motopark		Dallara F324 TOM'S TGE 33	1:36.284	4	1:36.357	2	1:36.390	3	1:36.393	6	1:36.501	5
5	3	Javier Herrera		RT	1	BVM Racing		Dallara F324 TOM'S TGE 33	1:36.395	3	1:36.509	6	1:36.560	5	1:36.712	4	1:36.719	2
6	50	Jan Koller		RT	2	Team Motopark		Dallara F324 TOM'S TGE 33	1:36.416	6	1:36.534	5	1:36.833	3	1:36.870	4	1:36.891	11
7	7	Wiktor Dobrzański		RT	3	Team Motopark		Dallara F324 TOM'S TGE 33	1:36.492	4	1:36.507	5	1:36.766	6	1:36.961	3	1:37.050	2
8	55	Divy Nandan				BVM Racing		Dallara F324 TOM'S TGE 33	1:36.550	2	1:36.603	3	1:36.921	6	1:36.982	8	1:37.053	11
9	58	Aaron Ferrazzano		RT	4	Aaron Ferrazzano by Neri Autosport		Dallara F324 TOM'S TGE 33	1:36.763	6	1:36.864	8	1:36.925	4	1:36.987	5	1:37.466	2
10	10	Lorenzo Castillo		RT	5	Team Motopark		Dallara F324 TOM'S TGE 33	1:36.861	11	1:36.883	6	1:36.914	13	1:36.983	2	1:36.992	5
11	11	Alessandro				BVM Racing		Dallara F324 TOM'S TGE 33	1:36.880	11	1:36.916	4	1:36.984	6	1:36.993	5	1:37.030	8



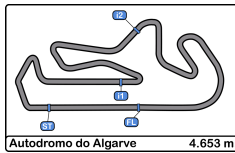


Autodromo Int. do Algarve
Euroformula Open
Race - 1
Best 5 Top Speeds



Clas	Nº	Driver	Nat	Cat	Cls	Team	Nat	Vehicle	Top 1		Top 2		Top 3		Top 4		Top 5		Avg
									Km/h	Lap	Km/h	Lap	Km/h	Lap	Km/h	Lap	Km/h	Lap	
1	27	Jesse Carrasquedo	MEX			Team Motopark	DEU	Dallara F324 TOM'S TGE 33	255.9	3	255.9	18	254.1	17	252.9	2	252.3	10	254.2
2	7	Wiktór Dobrzański	POL	RT	1	Team Motopark	DEU	Dallara F324 TOM'S TGE 33	254.7	2	254.7	9	253.5	10	253.5	17	253.5	18	253.9
3	50	Jan Koller	CZE	RT	2	Team Motopark	DEU	Dallara F324 TOM'S TGE 33	254.7	4	254.7	7	253.5	2	253.5	3	252.9	5	253.8
4	9	Everett Stack	USA			Team Motopark	DEU	Dallara F324 TOM'S TGE 33	253.5	10	252.9	4	252.9	9	252.9	11	252.3	2	252.9
5	10	Lorenzo Castillo	MEX	RT	3	Team Motopark	DEU	Dallara F324 TOM'S TGE 33	253.5	18	252.9	4	252.9	5	252.9	6	252.9	8	253.0
6	11	Alessandro Famularo	ITA			BVM Racing	ITA	Dallara F324 TOM'S TGE 33	253.5	10	252.9	3	252.3	4	252.3	5	252.3	8	252.6
7	55	Divy Nandan	IND			BVM Racing	ITA	Dallara F324 TOM'S TGE 33	253.5	10	252.9	8	252.9	9	252.9	11	252.3	5	252.9
8	3	Javier Herrera	MEX	RT	4	BVM Racing	ITA	Dallara F324 TOM'S TGE 33	252.9	14	252.3	13	251.7	11	251.7	15	251.1	8	251.9
9	44	Diego de la Torre	MEX			Team Motopark	DEU	Dallara F324 TOM'S TGE 33	251.7	3	251.7	4	251.7	5	251.7	12	251.7	15	251.7
10	21	Rui-Heng Yeh	TPE			Team Motopark	DEU	Dallara F324 TOM'S TGE 33	250.5	10	250.0	9	250.0	17	250.0	18	249.4	4	250.0
11	58	Aaron Ferrazzano	BEL	RT	5	Aaron Ferrazzano by Neri Autosport	BEL	Dallara F324 TOM'S TGE 33	249.4	2	248.8	4	247.7	10	247.1	9	246.5	3	247.9



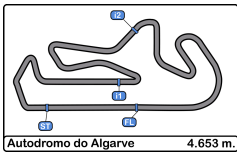


Autodromo Int. do Algarve
Euroformula Open
Race - 1
Fastest Laps Sequence



Lap	Time of Day	Session Time	Nº Driver	Nat	Cat	Team	Nat	Vehicle	Time	Km/h
2	12:56:26.157	3:14.157	21 Rui-Heng Yeh		TPE	Team Motopark		Dallara F324 TOM'S TGE 33	1:36.151	174.2





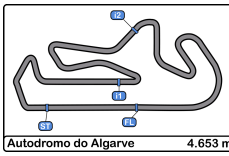
Autodromo Int. do Algarve
Euroformula Open
Race - 1
Lap Chart



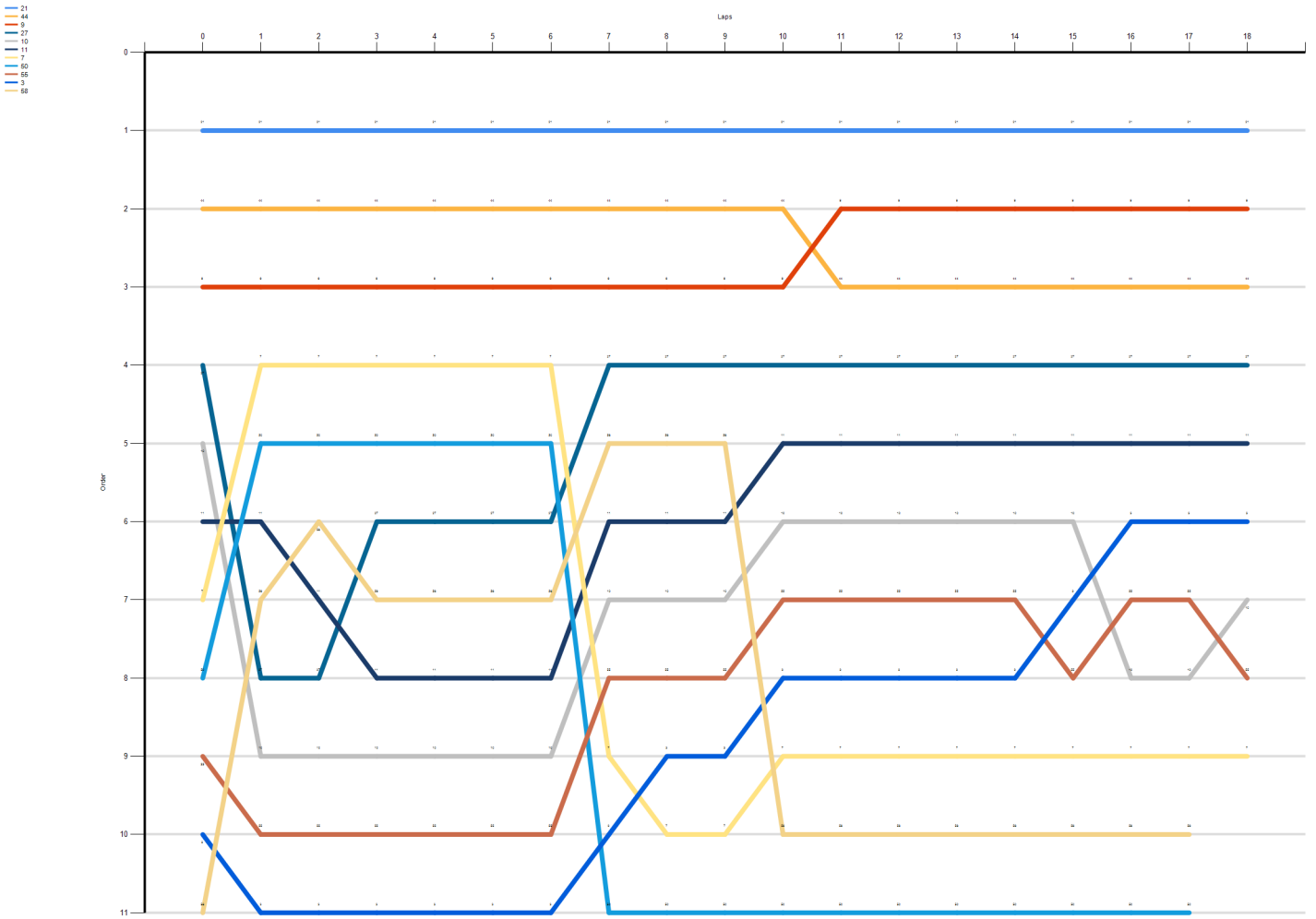
LAP

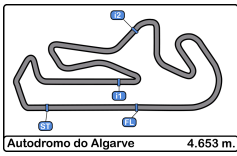
Nr	Pos	Grid	1	2	3	4	5	6	7	8	9	10	11	12	13	14	15	16	17	18
21	1	21	21	21	21	21	21	21	21	21	21	21	21	21	21	21	21	21	21	21
44	2	44	44	44	44	44	44	44	44	44	44	44	9	9	9	9	9	9	9	9
9	3	9	9	9	9	9	9	9	9	9	9	9	44	44	44	44	44	44	44	44
27	4	27	7	7	7	7	7	7	27	27	27	27	27	27	27	27	27	27	27	27
10	5	10	50	50	50	50	50	50	58	58	58	11	11	11	11	11	11	11	11	11
11	6	11	11	58	27	27	27	27	11	11	11	10	10	10	10	10	10	3	3	3
7	7	7	58	11	58	58	58	58	10	10	10	55	55	55	55	55	3	55	55	10
50	8	50	27	27	11	11	11	11	55	55	55	3	3	3	3	3	55	10	10	55
55	9	55	10	10	10	10	10	10	7	3	3	7	7	7	7	7	7	7	7	7
3	10	3	55	55	55	55	55	55	3	7	7	58	58	58	58	58	58	58	58	58
58	11	58	3	3	3	3	3	3	50	50	50	50	50	50	50	50	50	50	50	50





Autodromo Int. do Algarve
Euroformula Open
Race - 1
Graphic Lap Chart



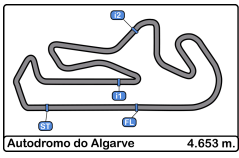


Autodromo Int. do Algarve
Euroformula Open
Race - 1
Pit Stop Analysis



Ord.	Nr.	In Day Time	Driver	Nat	Team	Nat	Vehicle	Cat	In Time	Stop N°	Pit Time	Handicap	Diff.
1	50	13:05:28.993	Jan Koller		RT Team Motopark		Dallara F324 TOM'S TGE 33	RT	12:17.050	1	1:13.380		

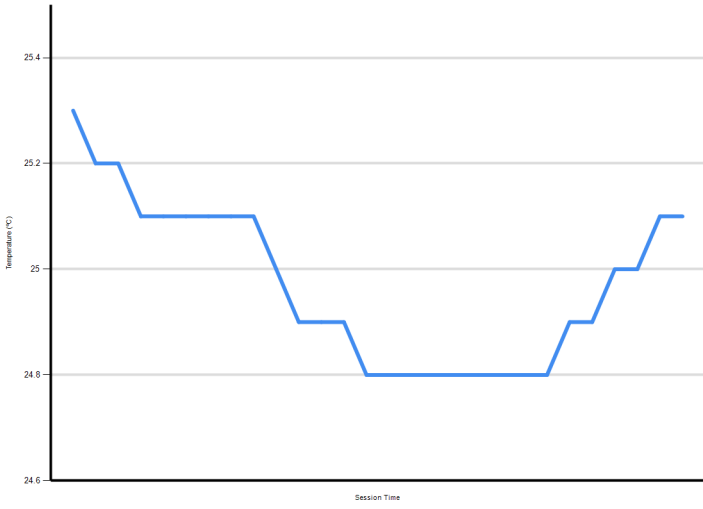




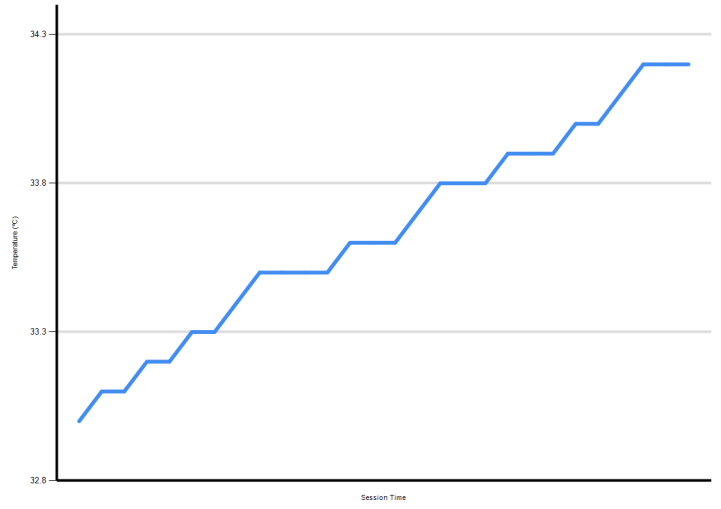
Autodromo Int. do Algarve
Euroformula Open
Race - 1
Weather Report



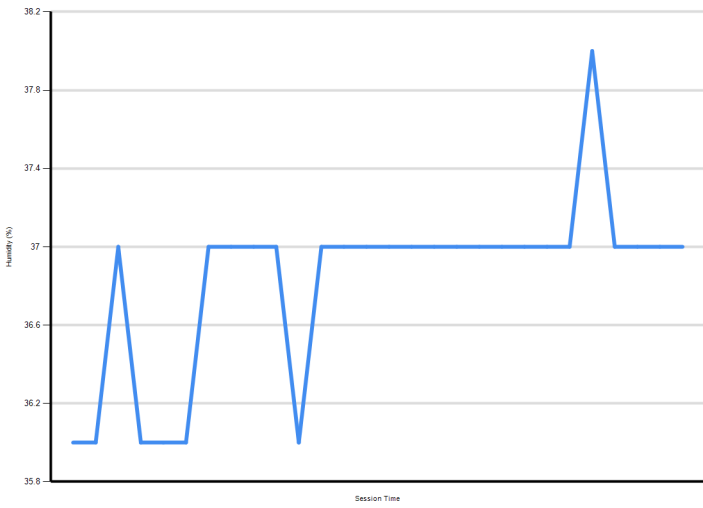
Air Temperature



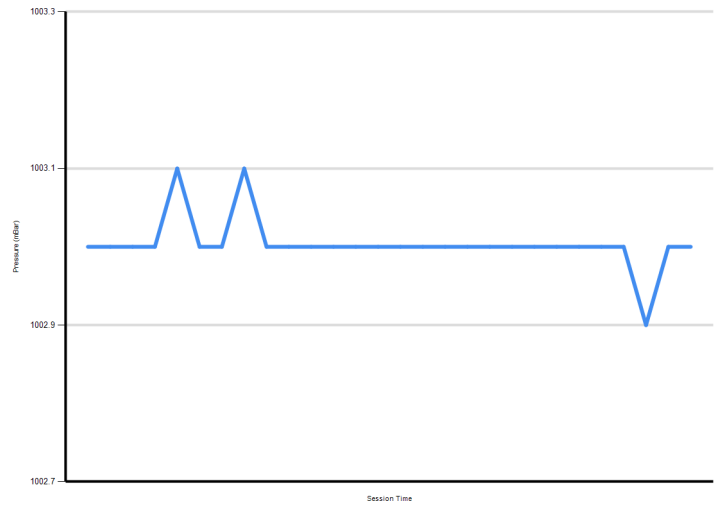
Track Temperature



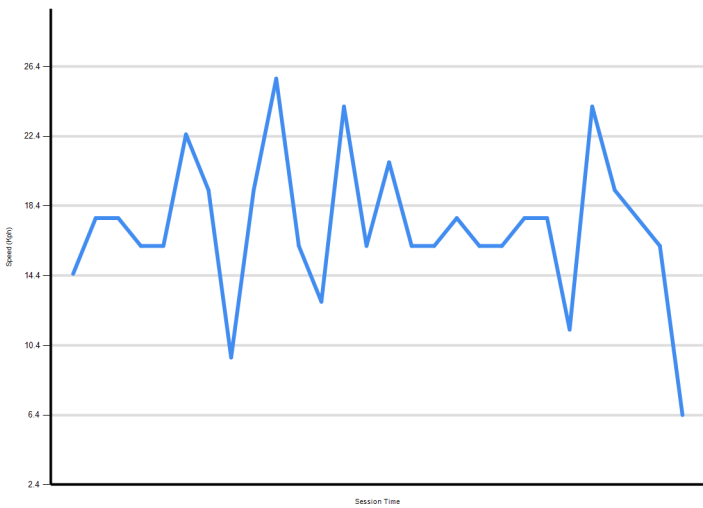
Humidity



Pressure



Wind Speed



Wind direction

