

Hungaroring
Euroformula Open
Qualifying
Provisional Results



Clas	Nº	Driver	Nat	Cat	Clas	Team	Nat	Vehicle	Laps	Best	Time	Gap	Interval	Km/h
1	3	Javier Herrera	MEX	RT	1	BVM Racing	ITA	Dallara F324 TOM'S TGE 33	11	9	1:34.793			166.3
2	9	Everett Stack	USA			Team Motopark	DEU	Dallara F324 TOM'S TGE 33	9	8	1:34.953	0.160	0.160	166.0
3	11	Alessandro Famularo	VEN			BVM Racing	ITA	Dallara F324 TOM'S TGE 33	10	8	1:34.965	0.172	0.012	166.0
4	21	Rui-Heng Yeh	TPE			Team Motopark	DEU	Dallara F324 TOM'S TGE 33	10	8	1:35.074	0.281	0.109	165.8
5	27	Jesse Carrasquedo	MEX			Team Motopark	DEU	Dallara F324 TOM'S TGE 33	10	4	1:35.217	0.424	0.143	165.6
6	44	Diego de la Torre	MEX			Team Motopark	DEU	Dallara F324 TOM'S TGE 33	10	4	1:35.520	0.727	0.303	165.1
7	7	Wiktor Dobrzański	POL	RT	2	Team Motopark	DEU	Dallara F324 TOM'S TGE 33	10	4	1:35.550	0.757	0.030	165.0
8	55	Divy Nandan	IND			BVM Racing	ITA	Dallara F324 TOM'S TGE 33	10	8	1:35.784	0.991	0.234	164.6
9	1	Marcelo Hahn	BRA	RT	3	BVM Racing	ITA	Dallara F324 TOM'S TGE 33	11	10	1:36.095	1.302	0.311	164.1
10	50	Jan Koller	CZE	RT	4	Team Motopark	DEU	Dallara F324 TOM'S TGE 33	11	9	1:36.191	1.398	0.096	163.9
11	10	Lorenzo Castillo	MEX	RT	5	Team Motopark	DEU	Dallara F324 TOM'S TGE 33	11	9	1:36.488	1.695	0.297	163.4
12	58	Aaron Ferrazzano	BEL	RT	6	Neri Autosport	BEL	Dallara F324 TOM'S TGE 33	12	10	1:37.219	2.426	0.731	162.2

Published at:.....


Track Temp: **41.7 °C** Air Temp: **23.1 °C** Humidity: **38 %** Track Status: **DRY**

Race Director:

Alessandro Ferrari

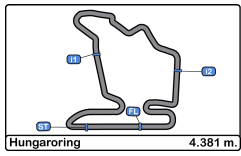
ACI DGA 392080

Timekeeper:


 Luis Garcia

JCR-2654-ESP/M





Hungaroring
Euroformula Open
Qualifying
Track Limit



The Stewards, having received a report from Race Director, have considered the following matter and determine the following:

Session Qualifying

Fact The cars below did not use the track at the turns listed below

Infringement Breach of Appendix L Chapter IV Article 2 c) of the FIA International Sporting Code and Article 19.4/19.5 of the Sporting Regulations.

Decision Deletion of the lap times shown in accordance with Article 12.4.1.e of the FIA International Sporting Code.

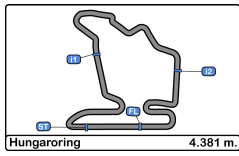
Note

- Certain decisions of the Stewards are subject to appeal (Article 15 of the FIA International Sporting Code).
- These penalties are not subject to appeal Article.12.3.4 of the FIA International Sporting Code and Article 16.5 of the Sporting Regulations.
- According to Article.12.3.3.b of the FIA International Sporting Code these decisions become immediately binding even in case of an appeal.

Ord	Turn	N° Driver	Entrant/Team	Time of Day	Lap Time
1	4	10 Lorenzo Castillo	Team Motopark	10:27:50.178	1:37.006
2	11	55 Divy Nandan	BVM Racing	10:28:42.131	1:44.333
3	4	50 Jan Koller	Team Motopark	10:38:09.976	1:44.073
4	4	55 Divy Nandan	BVM Racing	10:40:43.576	1:43.468
5	4	3 Javier Herrera	BVM Racing	10:41:21.449	1:46.146

The Stewards:





Hungaroring
Euroformula Open
Qualifying
Provisional Results by Category



RT														
Clas	Nº	Driver	Nat	Cat	Clas	Team	Nat	Vehicle	Laps	Best	Time	Gap	Interval	Km/h
1	3	Javier Herrera	MEX	RT	1	BVM Racing	ITA	Dallara F324 TOM'S TGE 33	11	9	1:34.793			166.3
2	7	Wiktor Dobrzański	POL	RT	2	Team Motopark	DEU	Dallara F324 TOM'S TGE 33	10	4	1:35.550	0.757	0.757	165.0
3	1	Marcelo Hahn	BRA	RT	3	BVM Racing	ITA	Dallara F324 TOM'S TGE 33	11	10	1:36.095	1.302	0.545	164.1
4	50	Jan Koller	CZE	RT	4	Team Motopark	DEU	Dallara F324 TOM'S TGE 33	11	9	1:36.191	1.398	0.096	163.9
5	10	Lorenzo Castillo	MEX	RT	5	Team Motopark	DEU	Dallara F324 TOM'S TGE 33	11	9	1:36.488	1.695	0.297	163.4
6	58	Aaron Ferrazzano	BEL	RT	6	Neri Autosport	BEL	Dallara F324 TOM'S TGE 33	12	10	1:37.219	2.426	0.731	162.2

Published at:.....

Track Temp: **41.7 °C** Air Temp: **23.1 °C** Humidity: **38 %** Track Status: **DRY**

Race Director:

Alessandro Ferrari

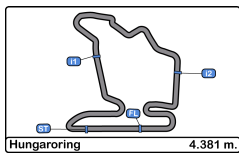
ACI DGA 392080

Timekeeper:


 Luis Garcia

JCR-2654-ESP/M





Hungaroring
Euroformula Open
Qualifying
Lap Analysis



1 Marcelo Hahn Dallara F324 TOM'S TGE 33 **10** Lorenzo Castillo Dallara F324 TOM'S TGE 33

RT							BVM Racing						RT						Team Motopark					
Lap	D	Time	Sector 1	Sector 2	Sector 3	T. Spd	Elapsed	Lap	D	Time	Sector 1	Sector 2	Sector 3	T. Spd	Elapsed	Lap	D	Time	Sector 1	Sector 2	Sector 3	T. Spd	Elapsed	
1		10:21:59.823	10:20:53.189	38.395	28.239		10:21:59.823	1		10:22:39.065	10:21:23.178	43.600	32.287		10:22:39.065									
2		1:47.500	36.220	40.429	30.851	217.7	10:23:47.323	2		1:56.636	41.419	40.545	34.672	171.4	10:24:35.701									
3		1:36.939	35.701	34.449	26.789	219.5	10:25:24.262	3		1:37.471	36.205	34.615	26.651	216.8	10:26:13.172									
4		1:36.152	35.266	34.158	26.728	221.3	10:27:00.414	4		1:37.006	35.778	34.440	26.788	220.4	10:27:50.178									
5		1:36.649	35.252	34.239	27.158	220.8	10:28:37.063	5		1:45.139 P	35.580	34.446	35.113	219.5	10:29:35.317									
6		1:50.754 P	36.232	38.778	35.744	219.9	10:30:27.817	6		3:03.737	1:54.511	39.687	29.539		10:32:39.054									
7		3:50.385	2:46.305	36.779	27.301		10:34:18.202	7		1:51.019	38.817	36.533	35.669	181.2	10:34:30.073									
8		1:39.270	35.511	34.711	29.048	219.5	10:35:57.472	8		1:36.751	35.891	34.339	26.521	216.4	10:36:06.824									
9		1:37.533	35.885	34.652	26.996	220.4	10:37:35.005	9		1:36.488	35.433	34.233	26.822	219.9	10:37:43.312									
10		1:36.095	35.387	34.070	26.638	220.4	10:39:11.100	10		1:36.950	35.545	34.498	26.907	219.0	10:39:20.262									
11		1:46.441 P	35.449	34.747	36.245	220.4	10:40:57.541	11		1:54.121 P	36.247	36.381	41.493	218.1	10:41:14.383									

3 Javier Herrera Dallara F324 TOM'S TGE 33 **11** Alessandro Famularo Dallara F324 TOM'S TGE 33

RT							BVM Racing						BVM Racing					
Lap	D	Time	Sector 1	Sector 2	Sector 3	T. Spd	Elapsed	Lap	D	Time	Sector 1	Sector 2	Sector 3	T. Spd	Elapsed			
1		10:21:54.583	10:20:47.192	39.289	28.102		10:21:54.583	1		10:21:57.472	10:20:50.065	39.278	28.129		10:21:57.472			
2		1:45.203	37.967	37.815	29.421	219.0	10:23:39.786	2		1:44.709	36.975	38.325	29.409	219.5	10:23:42.181			
3		1:37.099	35.457	34.331	27.311	219.9	10:25:16.885	3		1:35.788	35.333	33.811	26.644	220.4	10:25:17.969			
4		1:35.424	35.284	33.727	26.413	220.8	10:26:52.309	4		1:35.724	35.380	33.971	26.373	222.2	10:26:53.693			
5		1:35.345	35.163	33.711	26.471	220.4	10:28:27.654	5		1:40.840 P	35.276	33.910	31.654	223.1	10:28:34.533			
6		1:45.287 P	36.458	36.408	32.421	220.4	10:30:12.941	6		5:41.859	4:36.142	38.278	27.439		10:34:16.392			
7		4:29.983	3:23.510	38.316	28.157		10:34:42.924	7		1:37.499	35.765	35.054	26.680	218.1	10:35:53.891			
8		1:37.850	36.575	34.697	26.578	217.3	10:36:20.774	8		1:34.965	35.076	33.552	26.337	220.8	10:37:28.856			
9		1:34.793	35.093	33.414	26.286	219.5	10:37:55.567	9		1:36.543	34.986	33.567	27.990	220.8	10:39:05.399			
10		1:39.736	35.567	37.059	27.110	219.0	10:39:35.303	10		1:57.573 P	39.061	38.744	39.768	219.9	10:41:02.972			
11		1:46.146 P	35.185	36.343	34.618	219.5	10:41:21.449											

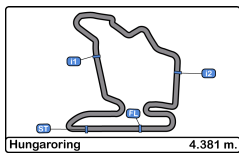
7 Wiktor Dobrzański Dallara F324 TOM'S TGE 33 **21** Rui-Heng Yeh Dallara F324 TOM'S TGE 33

RT							Team Motopark						Team Motopark					
Lap	D	Time	Sector 1	Sector 2	Sector 3	T. Spd	Elapsed	Lap	D	Time	Sector 1	Sector 2	Sector 3	T. Spd	Elapsed			
1		10:22:31.816	10:21:17.090	43.386	31.340		10:22:31.816	1		10:22:21.245	10:21:07.643	42.507	31.095		10:22:21.245			
2		1:58.230	43.782	39.125	35.323	183.3	10:24:30.046	2		1:46.808	39.948	38.895	27.965	194.5	10:24:08.053			
3		1:36.248	35.774	33.902	26.572	218.1	10:26:06.294	3		1:35.972	35.670	33.990	26.312	215.5	10:25:44.025			
4		1:35.550	35.379	33.749	26.422	222.2	10:27:41.844	4		1:35.292	35.289	33.663	26.340	219.5	10:27:19.317			
5		1:44.825 P	35.751	36.399	32.675	220.8	10:29:26.669	5		1:44.584 P	35.496	34.491	34.597	219.9	10:29:03.901			
6		5:36.893	4:26.092	40.447	30.354		10:35:03.562	6		6:08.779	4:58.107	40.908	29.764		10:35:12.680			
7		1:52.253	41.220	40.653	30.380	173.9	10:36:55.815	7		1:47.914	39.711	37.732	30.471	195.6	10:37:00.594			
8		1:36.052	35.703	33.708	26.641	218.1	10:38:31.867	8		1:35.074	35.324	33.649	26.101	217.3	10:38:35.668			
9		1:36.022	35.461	33.818	26.743	219.5	10:40:07.889	9		1:35.422	35.301	33.746	26.375	219.9	10:40:11.090			
10		1:53.276 P	35.527	34.286	43.463	220.8	10:42:01.165	10		2:07.936 P	44.244	44.459	39.233	219.9	10:42:19.026			

9 Everett Stack Dallara F324 TOM'S TGE 33 **27** Jesse Carrasquedo Dallara F324 TOM'S TGE 33

Team Motopark							Team Motopark						Team Motopark					
Lap	D	Time	Sector 1	Sector 2	Sector 3	T. Spd	Elapsed	Lap	D	Time	Sector 1	Sector 2	Sector 3	T. Spd	Elapsed			
1		10:22:37.332	10:21:21.316	43.513	32.503		10:22:37.332	1		10:22:25.517	10:21:12.615	42.363	30.539		10:22:25.517			
2		1:55.803	41.015	40.277	34.511	193.8	10:24:33.135	2		1:48.864	39.666	39.345	29.853	204.9	10:24:14.381			
3		1:36.556	35.789	34.205	26.562	215.5	10:26:09.691	3		1:36.905	35.927	34.362	26.616	216.8	10:25:51.286			
4		1:35.744	35.422	33.849	26.473	219.5	10:27:45.435	4		1:35.217	35.222	33.663	26.332	220.8	10:27:26.503			
5		1:44.409 P	35.636	34.961	33.812	219.9	10:29:29.844	5		1:43.771 P	36.346	35.186	32.239	220.8	10:29:10.274			
6		6:13.999	4:57.059	43.149	33.791		10:35:43.843	6		5:47.537	4:37.239	40.232	30.066		10:34:57.811			
7		1:48.588	39.911	36.899	31.778	195.6	10:37:32.431	7		1:43.851	39.049	37.533	27.269	213.4	10:36:41.662			
8		1:34.953	35.299	33.379	26.275	217.7	10:39:07.384	8		1:36.385	35.597	33.972	26.816	217.7	10:38:18.047			
9		1:58.422 P	35.496	37.454	45.472	219.5	10:41:05.806	9		1:35.544	35.454	33.742	26.348	218.6	10:39:53.591			
10								10		1:45.120 P	35.412	33.715	35.993	219.5	10:41:38.711			





Hungaroring
Euroformula Open
Qualifying
Lap Analysis



44

Diego de la Torre

Dallara F324 TOM'S TGE 33

Team Motopark

Lap	D	Time	Sector 1	Sector 2	Sector 3	T. Spd	Elapsed
1		10:22:27.439	10:21:15.282	41.982	30.175		10:22:27.439
2		1:55.563	40.623	39.300	35.640	183.6	10:24:23.002
3		1:36.287	35.783	34.096	26.408	217.7	10:25:59.289
4		1:35.520	35.264	33.734	26.522	220.4	10:27:34.809
5		1:46.144 P	35.316	34.066	36.762	219.9	10:29:20.953
6		5:39.597	4:30.106	39.806	29.685		10:35:00.550
7		1:50.748	39.811	40.004	30.933	183.6	10:36:51.298
8		1:35.670	35.495	33.690	26.485	217.7	10:38:26.968
9		1:39.351	35.553	34.437	29.361	218.6	10:40:06.319
10		1:53.528 P	35.530	33.927	44.071	219.9	10:41:59.847

50

Jan Koller

Dallara F324 TOM'S TGE 33

RT

Team Motopark

Lap	D	Time	Sector 1	Sector 2	Sector 3	T. Spd	Elapsed
1		10:22:29.920	10:21:16.371	42.760	30.789		10:22:29.920
2		1:57.354	42.197	39.322	35.835	182.4	10:24:27.274
3		1:37.208	36.100	34.519	26.589	214.7	10:26:04.482
4		1:36.230	35.494	34.211	26.525	219.0	10:27:40.712
5		1:43.107 P	35.451	34.450	33.206	218.1	10:29:23.819
6		5:15.919	4:08.676	38.657	28.586		10:34:39.738
7		1:46.165	40.921	36.686	28.558	203.0	10:36:25.903
8		4:44.073	35.603	39.468	29.002	215.5	10:38:09.976
9		1:36.191	35.649	33.886	26.656	215.5	10:39:46.167
10		1:36.399	35.385	34.433	26.581	216.8	10:41:22.566
11		2:07.630 P	43.101	46.524	38.005	217.3	10:43:30.196

55

Divy Nandan

Dallara F324 TOM'S TGE 33

BVM Racing

Lap	D	Time	Sector 1	Sector 2	Sector 3	T. Spd	Elapsed
1		10:21:58.835	10:20:50.651	39.223	28.961		10:21:58.835
2		1:45.803	36.412	38.712	30.679	220.4	10:23:44.638
3		1:36.763	35.657	34.130	26.976	221.3	10:25:21.401
4		1:36.397	35.295	33.998	27.104	221.3	10:26:57.798
5		4:44.333 P	35.349	34.314	34.670	221.3	10:28:42.131
6		5:20.258	4:14.856	37.486	27.916		10:34:02.389
7		1:39.238	36.341	35.112	27.785	216.8	10:35:41.627
8		1:35.784	35.302	33.879	26.603	219.9	10:37:17.411
9		1:42.697	35.233	39.279	28.185	220.4	10:39:00.108
10		4:43.468 P	35.676	34.277	33.515	218.6	10:40:43.576

58

Aaron Ferrazzano

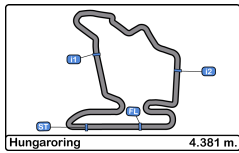
Dallara F324 TOM'S TGE 33

RT

Neri Autosport

Lap	D	Time	Sector 1	Sector 2	Sector 3	T. Spd	Elapsed
1		10:21:50.984	10:20:43.058	39.896	28.030		10:21:50.984
2		1:39.753	36.409	35.673	27.671	215.5	10:23:30.737
3		1:39.145	36.167	35.735	27.243	216.8	10:25:09.882
4		1:37.566	35.625	35.046	26.895	219.5	10:26:47.448
5		1:37.643	35.620	34.892	27.131	220.8	10:28:25.091
6		1:44.176 P	35.878	36.569	31.729	219.5	10:30:09.267
7		3:10.826	2:03.597	39.017	28.212		10:33:20.093
8		1:46.186	36.854	40.493	28.839	216.8	10:35:06.279
9		1:37.682	35.583	35.373	26.726	220.4	10:36:43.961
10		1:37.219	35.486	34.721	27.012	219.9	10:38:21.180
11		1:37.571	35.519	34.972	27.080	219.9	10:39:58.751
12		1:43.434 P	35.593	35.130	32.711	220.8	10:41:42.185



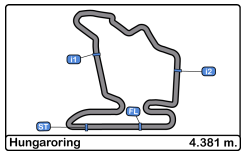


Hungaroring
Euroformula Open
Qualifying
Best Sectors Results



Sector - 1				Sector - 2				Sector - 3				Ideal Lap vs Best Lap			
Clas	Nº	Driver	Time	Nº	Driver	Time	Nº	Driver	Time	Clas	Nº	Driver	Ideal Lap	Best Lap	Clas
1	11	Alessandro Famularo	34.986	9	Everett Stack	33.379	21	Rui-Heng Yeh	26.101	1	3	Javier Herrera	1:34.793	1:34.793	1
2	3	Javier Herrera	35.093	3	Javier Herrera	33.414	9	Everett Stack	26.275	2	11	Alessandro Famularo	1:34.875	1:34.965	3
3	27	Jesse Carrasquedo	35.222	11	Alessandro Famularo	33.552	3	Javier Herrera	26.286	3	9	Everett Stack	1:34.953	1:34.953	2
4	55	Divy Nandan	35.233	21	Rui-Heng Yeh	33.649	27	Jesse Carrasquedo	26.332	4	21	Rui-Heng Yeh	1:35.039	1:35.074	4
5	1	Marcelo Hahn	35.252	27	Jesse Carrasquedo	33.663	11	Alessandro Famularo	26.337	5	27	Jesse Carrasquedo	1:35.217	1:35.217	5
6	44	Diego de la Torre	35.264	44	Diego de la Torre	33.690	44	Diego de la Torre	26.408	6	44	Diego de la Torre	1:35.362	1:35.520	6
7	21	Rui-Heng Yeh	35.289	7	Wiktor Dobrzański	33.708	7	Wiktor Dobrzański	26.422	7	7	Wiktor Dobrzański	1:35.509	1:35.550	7
8	9	Everett Stack	35.299	55	Divy Nandan	33.879	10	Lorenzo Castillo	26.521	8	55	Divy Nandan	1:35.715	1:35.784	8
9	7	Wiktor Dobrzański	35.379	50	Jan Koller	33.886	50	Jan Koller	26.525	9	50	Jan Koller	1:35.796	1:36.191	10
10	50	Jan Koller	35.385	1	Marcelo Hahn	34.070	55	Divy Nandan	26.603	10	1	Marcelo Hahn	1:35.960	1:36.095	9
11	10	Lorenzo Castillo	35.433	10	Lorenzo Castillo	34.233	1	Marcelo Hahn	26.638	11	10	Lorenzo Castillo	1:36.187	1:36.488	11
12	58	Aaron Ferrazzano	35.486	58	Aaron Ferrazzano	34.721	58	Aaron Ferrazzano	26.726	12	58	Aaron Ferrazzano	1:36.933	1:37.219	12



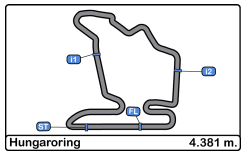


Hungaroring
Euroformula Open
Qualifying
Best 5 Lap Times



Cls	N°	Driver	Nat	Cat	Cls	Team	Nat	Vehicle	Best 1		Best 2		Best 3		Best 4		Best 5	
									Time	Lap	Time	Lap	Time	Lap	Time	Lap	Time	Lap
1	3	Javier Herrera	MEX	RT	1	BVM Racing	ITA	Dallara F324 TOM'S TGE 33	1:34.793	9	1:35.345	5	1:35.424	4	1:37.099	3	1:37.850	8
2	9	Everett Stack	USA			Team Motopark	DEU	Dallara F324 TOM'S TGE 33	1:34.953	8	1:35.744	4	1:36.556	3	1:44.409	5	1:48.588	7
3	11	Alessandro	VEN			BVM Racing	ITA	Dallara F324 TOM'S TGE 33	1:34.965	8	1:35.724	4	1:35.788	3	1:36.543	9	1:37.499	7
4	21	Rui-Heng Yeh	TPE			Team Motopark	DEU	Dallara F324 TOM'S TGE 33	1:35.074	8	1:35.292	4	1:35.422	9	1:35.972	3	1:44.584	5
5	27	Jesse Carrasquedo	MEX			Team Motopark	DEU	Dallara F324 TOM'S TGE 33	1:35.217	4	1:35.544	9	1:36.385	8	1:36.905	3	1:43.771	5
6	44	Diego de la Torre	MEX			Team Motopark	DEU	Dallara F324 TOM'S TGE 33	1:35.520	4	1:35.670	8	1:36.287	3	1:39.351	9	1:46.144	5
7	7	Wiktor Dobrzański	POL	RT	2	Team Motopark	DEU	Dallara F324 TOM'S TGE 33	1:35.550	4	1:36.022	9	1:36.052	8	1:36.248	3	1:44.825	5
8	55	Divy Nandan	IND			BVM Racing	ITA	Dallara F324 TOM'S TGE 33	1:35.784	8	1:36.397	4	1:36.763	3	1:39.238	7	1:42.697	9
9	1	Marcelo Hahn	BRA	RT	3	BVM Racing	ITA	Dallara F324 TOM'S TGE 33	1:36.095	10	1:36.152	4	1:36.649	5	1:36.939	3	1:37.533	9
10	50	Jan Koller	CZE	RT	4	Team Motopark	DEU	Dallara F324 TOM'S TGE 33	1:36.191	9	1:36.230	4	1:36.399	10	1:37.208	3	1:43.107	5
11	10	Lorenzo Castillo	MEX	RT	5	Team Motopark	DEU	Dallara F324 TOM'S TGE 33	1:36.488	9	1:36.751	8	1:36.950	10	1:37.471	3	1:45.139	5
12	58	Aaron Ferrazzano	BEL	RT	6	Neri Autosport	BEL	Dallara F324 TOM'S TGE 33	1:37.219	10	1:37.566	4	1:37.571	11	1:37.643	5	1:37.682	9



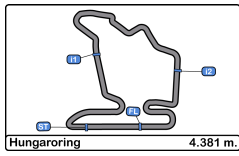


Hungaroring
Euroformula Open
Qualifying
Best 5 Top Speeds



Clas	Nº	Driver	Nat	Cat	Cls	Team	Nat	Vehicle	Top 1		Top 2		Top 3		Top 4		Top 5		Avg
									Km/h	Lap	Km/h	Lap	Km/h	Lap	Km/h	Lap	Km/h	Lap	
1	11	Alessandro Famularo				BVM Racing		Dallara F324 TOM'S TGE 33	223.1	5	222.2	4	220.8	8	220.8	9	220.4	3	221.4
2	7	Wiktor Dobrzański		RT	1	Team Motopark		Dallara F324 TOM'S TGE 33	222.2	4	220.8	5	220.8	10	219.5	9	218.1	3	220.3
3	1	Marcelo Hahn		RT	2	BVM Racing		Dallara F324 TOM'S TGE 33	221.3	4	220.8	5	220.4	9	220.4	10	220.4	11	220.6
4	55	Divy Nandan				BVM Racing		Dallara F324 TOM'S TGE 33	221.3	3	221.3	4	221.3	5	220.4	2	220.4	9	220.9
5	3	Javier Herrera		RT	3	BVM Racing		Dallara F324 TOM'S TGE 33	220.8	4	220.4	5	220.4	6	219.9	3	219.5	9	220.2
6	27	Jesse Carrasquedo				Team Motopark		Dallara F324 TOM'S TGE 33	220.8	4	220.8	5	219.5	10	218.6	9	217.7	8	219.5
7	58	Aaron Ferrazzano		RT	4	Neri Autosport		Dallara F324 TOM'S TGE 33	220.8	5	220.8	12	220.4	9	219.9	10	219.9	11	220.4
8	10	Lorenzo Castillo		RT	5	Team Motopark		Dallara F324 TOM'S TGE 33	220.4	4	219.9	9	219.5	5	219.0	10	218.1	11	219.4
9	44	Diego de la Torre				Team Motopark		Dallara F324 TOM'S TGE 33	220.4	4	219.9	5	219.9	10	218.6	9	217.7	3	219.3
10	9	Everett Stack				Team Motopark		Dallara F324 TOM'S TGE 33	219.9	5	219.5	4	219.5	9	217.7	8	215.5	3	218.4
11	21	Rui-Heng Yeh				Team Motopark		Dallara F324 TOM'S TGE 33	219.9	5	219.9	9	219.9	10	219.5	4	217.3	8	219.3
12	50	Jan Koller		RT	6	Team Motopark		Dallara F324 TOM'S TGE 33	219.0	4	218.1	5	217.3	11	216.8	10	215.5	8	217.3



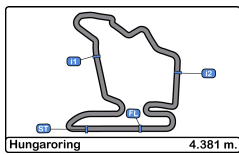


Hungaroring
Euroformula Open
Qualifying
Fastest Laps Sequence



Lap	Time of Day	Session Time	Nº Driver	Nat	Cat	Team	Nat	Vehicle	Time	Km/h
2	10:23:30.737	3:30.737	58 Aaron Ferrazzano		BEL	RT Neri Autosport		BEL Dallara F324 TOM'S TGE 33	1:39.753	158.1
3	10:25:09.882	5:09.882	58 Aaron Ferrazzano		BEL	RT Neri Autosport		BEL Dallara F324 TOM'S TGE 33	1:39.145	159.0
3	10:25:16.885	5:16.885	3 Javier Herrera		MEX	RT BVM Racing		ITA Dallara F324 TOM'S TGE 33	1:37.099	162.4
3	10:25:17.969	5:17.969	11 Alessandro Famularo		VEN	BVM Racing		ITA Dallara F324 TOM'S TGE 33	1:35.788	164.6
4	10:26:52.309	6:52.309	3 Javier Herrera		MEX	RT BVM Racing		ITA Dallara F324 TOM'S TGE 33	1:35.424	165.2
4	10:27:19.317	7:19.317	21 Rui-Heng Yeh		TPE	Team Motopark		DEU Dallara F324 TOM'S TGE 33	1:35.292	165.5
4	10:27:26.503	7:26.503	27 Jesse Carrasquedo		MEX	Team Motopark		DEU Dallara F324 TOM'S TGE 33	1:35.217	165.6
8	10:37:28.856	17:28.856	11 Alessandro Famularo		VEN	BVM Racing		ITA Dallara F324 TOM'S TGE 33	1:34.965	166.0
9	10:37:55.567	17:55.567	3 Javier Herrera		MEX	RT BVM Racing		ITA Dallara F324 TOM'S TGE 33	1:34.793	166.3





Hungaroring
Euroformula Open
Qualifying
Pit Stop Analysis



1 Marcelo Hahn Dallara F324 TOM'S TGE 33

RT BVM Racing

Nº	In Day Time	In Time	Out Time	Pit Time	T. Pit Time	Handicap	Diff.
1	10:30:25.344	10:30:25.344	10:32:38.221	2:12.877	2:12.877		

3 Javier Herrera Dallara F324 TOM'S TGE 33

RT BVM Racing

Nº	In Day Time	In Time	Out Time	Pit Time	T. Pit Time	Handicap	Diff.
1	10:30:10.452	10:30:10.452	10:32:59.442	2:48.990	2:48.990		

7 Wiktor Dobrzański Dallara F324 TOM'S TGE 33

RT Team Motopark

Nº	In Day Time	In Time	Out Time	Pit Time	T. Pit Time	Handicap	Diff.
1	10:29:23.715	10:29:23.715	10:33:11.588	3:47.873	3:47.873		

9 Everett Stack Dallara F324 TOM'S TGE 33

Team Motopark

Nº	In Day Time	In Time	Out Time	Pit Time	T. Pit Time	Handicap	Diff.
1	10:29:27.195	10:29:27.195	10:33:45.042	4:17.847	4:17.847		

10 Lorenzo Castillo Dallara F324 TOM'S TGE 33

RT Team Motopark

Nº	In Day Time	In Time	Out Time	Pit Time	T. Pit Time	Handicap	Diff.
1	10:29:32.614	10:29:32.614	10:30:52.314	1:19.700	1:19.700		

11 Alessandro Famularo Dallara F324 TOM'S TGE 33

BVM Racing

Nº	In Day Time	In Time	Out Time	Pit Time	T. Pit Time	Handicap	Diff.
1	10:28:32.048	10:28:32.048	10:32:32.993	4:00.945	4:00.945		

21 Rui-Heng Yeh Dallara F324 TOM'S TGE 33

Team Motopark

Nº	In Day Time	In Time	Out Time	Pit Time	T. Pit Time	Handicap	Diff.
1	10:29:00.993	10:29:00.993	10:33:19.005	4:18.012	4:18.012		

27 Jesse Carrasquedo Dallara F324 TOM'S TGE 33

Team Motopark

Nº	In Day Time	In Time	Out Time	Pit Time	T. Pit Time	Handicap	Diff.
1	10:29:07.798	10:29:07.798	10:33:04.785	3:56.987	3:56.987		

44 Diego de la Torre Dallara F324 TOM'S TGE 33

Team Motopark

Nº	In Day Time	In Time	Out Time	Pit Time	T. Pit Time	Handicap	Diff.
1	10:29:17.441	10:29:17.441	10:33:10.002	3:52.561	3:52.561		

50 Jan Koller Dallara F324 TOM'S TGE 33

RT Team Motopark

Nº	In Day Time	In Time	Out Time	Pit Time	T. Pit Time	Handicap	Diff.
1	10:29:20.555	10:29:20.555	10:32:55.139	3:34.584	3:34.584		

55 Divy Nandan Dallara F324 TOM'S TGE 33

BVM Racing

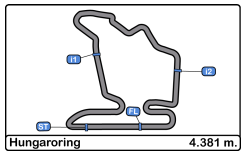
Nº	In Day Time	In Time	Out Time	Pit Time	T. Pit Time	Handicap	Diff.
1	10:28:39.631	10:28:39.631	10:32:19.683	3:40.052	3:40.052		

58 Aaron Ferrazzano Dallara F324 TOM'S TGE 33

RT Neri Autosport

Nº	In Day Time	In Time	Out Time	Pit Time	T. Pit Time	Handicap	Diff.
1	10:30:06.693	10:30:06.693	10:31:34.757	1:28.064	1:28.064		

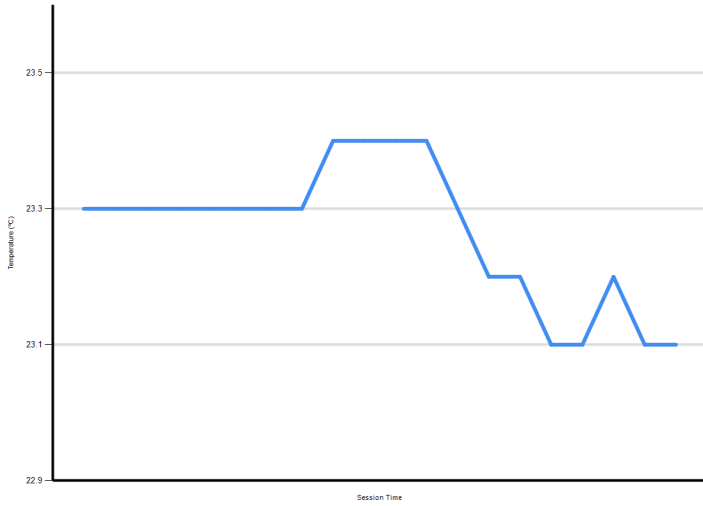




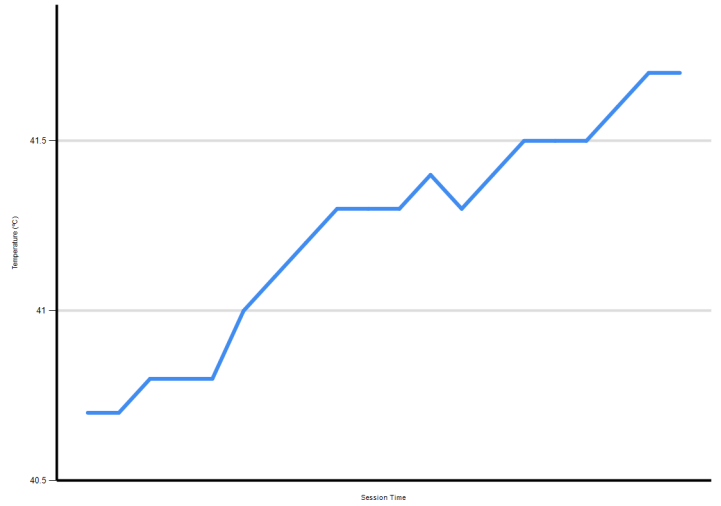
Hungaroring Euroformula Open Qualifying Weather Report



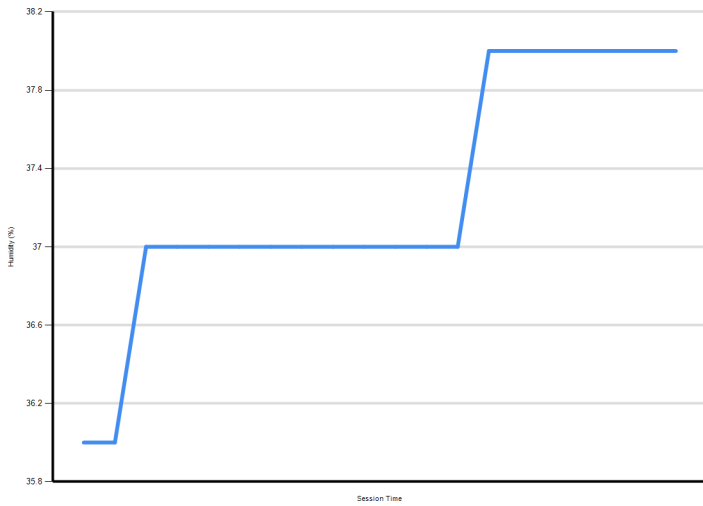
Air Temperature



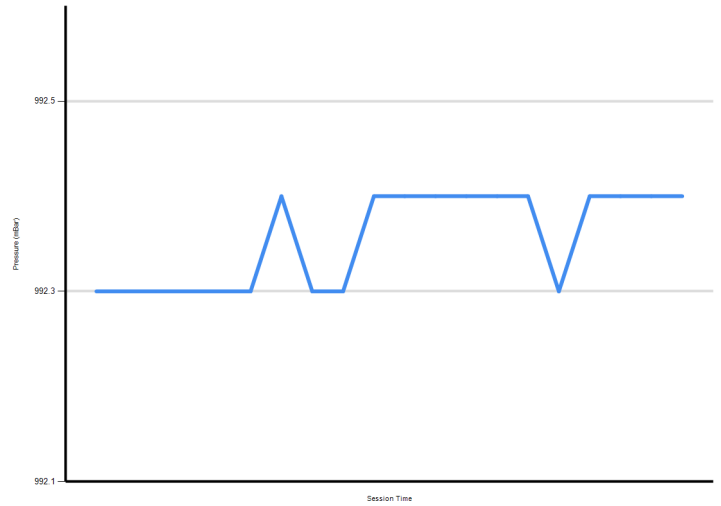
Track Temperature



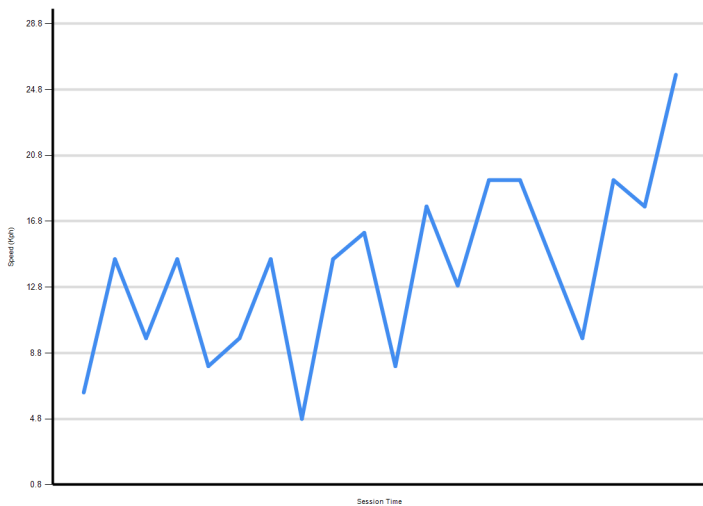
Humidity



Pressure



Wind Speed



Wind direction

