

Misano
Euroformula Open
Qualifying
Provisional Results



Clas	Nº	Driver	Nat	Cat	Clas	Team	Nat	Vehicle	Laps	Best	Time	Gap	Interval	Km/h
1	3	Javier Herrera	MEX	RT	1	BVM Racing	ITA	Dallara F324 TOM'S TGE 33	9	9	1:26.761			175.3
2	21	Rui-Heng Yeh	TPE			Team Motopark	DEU	Dallara F324 TOM'S TGE 33	11	10	1:27.108	0.347	0.347	174.6
3	44	Diego de la Torre	MEX			Team Motopark	DEU	Dallara F324 TOM'S TGE 33	10	9	1:27.407	0.646	0.299	174.0
4	9	Everett Stack	USA			Team Motopark	DEU	Dallara F324 TOM'S TGE 33	7	6	1:27.433	0.672	0.026	174.0
5	11	Alessandro Famularo	VEN			BVM Racing	ITA	Dallara F324 TOM'S TGE 33	12	10	1:27.446	0.685	0.013	173.9
6	27	Jesse Carrasquedo	MEX			Team Motopark	DEU	Dallara F324 TOM'S TGE 33	12	9	1:27.494	0.733	0.048	173.8
7	7	Wiktor Dobrzański	POL	RT	2	Team Motopark	DEU	Dallara F324 TOM'S TGE 33	11	10	1:27.728	0.967	0.234	173.4
8	50	Jan Koller	CZE	RT	3	Team Motopark	DEU	Dallara F324 TOM'S TGE 33	12	10	1:27.804	1.043	0.076	173.2
9	4	Ricardo Miranda Baptista	BRA	RT	4	BVM Racing	ITA	Dallara F324 TOM'S TGE 33	12	8	1:27.867	1.106	0.063	173.1
10	55	Divy Nandan	IND			BVM Racing	ITA	Dallara F324 TOM'S TGE 33	12	8	1:27.908	1.147	0.041	173.0
11	10	Lorenzo Castillo	MEX	RT	5	Team Motopark	DEU	Dallara F324 TOM'S TGE 33	11	9	1:28.373	1.612	0.465	172.1
12	58	Aaron Ferrazzano	BEL	RT	6	Neri Autosport	BEL	Dallara F324 TOM'S TGE 33	12	6	1:28.883	2.122	0.510	171.1

Published at:.....

Track Temp: 31.5 °C Air Temp: 22.7 °C Humidity: 54 % Track Status: DRY

Race Director:

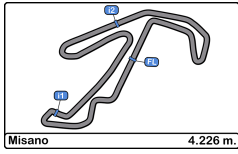
Daniele Galbiati

ACI DGAa 46766

Timekeeper:

Luis Garcia
JCR-2654-ESP/M





Misano
Euroformula Open
Qualifying
Track Limit



The Stewards, having received a report from Race Director, have considered the following matter and determine the following:

Session Qualifying

Fact The cars below did not use the track at the turns listed below

Infringement Breach of Appendix L Chapter IV Article 2 c) of the FIA International Sporting Code and Article 19.4/19.5 of the Sporting Regulations.

Decision Deletion of the lap times shown in accordance with Article 12.4.1.e of the FIA International Sporting Code.

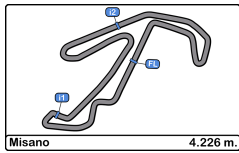
Note

- Certain decisions of the Stewards are subject to appeal (Article 15 of the FIA International Sporting Code).
- These penalties are not subject to appeal Article.12.3.4 of the FIA International Sporting Code and Article 16.5 of the Sporting Regulations.
- According to Article.12.3.3.b of the FIA International Sporting Code these decisions become immediately binding even in case of an appeal.

Ord	Turn	N° Driver	Entrant/Team	Time of Day	Lap Time
1	8	10 Lorenzo Castillo	Team Motopark	10:06:57.841	2:53.969
2	8	10 Lorenzo Castillo	Team Motopark	10:15:15.153	1:28.270
3	8	55 Divy Nandan	BVM Racing	10:15:20.293	1:30.802

The Stewards:





Misano
Euroformula Open
Qualifying
Provisional Results by Category



RT														
Clas	Nº	Driver	Nat	Cat	Clas	Team	Nat	Vehicle	Laps	Best	Time	Gap	Interval	Km/h
1	3	Javier Herrera	MEX	RT	1	BVM Racing	ITA	Dallara F324 TOM'S TGE 33	9	9	1:26.761			175.3
2	7	Wiktor Dobrzański	POL	RT	2	Team Motopark	DEU	Dallara F324 TOM'S TGE 33	11	10	1:27.728	0.967	0.967	173.4
3	50	Jan Koller	CZE	RT	3	Team Motopark	DEU	Dallara F324 TOM'S TGE 33	12	10	1:27.804	1.043	0.076	173.2
4	4	Ricardo Miranda Baptista	BRA	RT	4	BVM Racing	ITA	Dallara F324 TOM'S TGE 33	12	8	1:27.867	1.106	0.063	173.1
5	10	Lorenzo Castillo	MEX	RT	5	Team Motopark	DEU	Dallara F324 TOM'S TGE 33	11	9	1:28.373	1.612	0.506	172.1
6	58	Aaron Ferrazzano	BEL	RT	6	Neri Autosport	BEL	Dallara F324 TOM'S TGE 33	12	6	1:28.883	2.122	0.510	171.1

Published at:.....


Track Temp: 31.5 °C Air Temp: 22.7 °C Humidity: 54 % Track Status: DRY

Race Director:

Daniele Galbiati

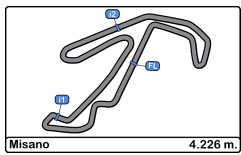
ACI DGAa 46766

Timekeeper:


Luis Garcia

JCR-2654-ESP/M





Misano
Euroformula Open
Qualifying
Lap Analysis



3 Javier Herrera Dallara F324 TOM'S TGE 33 10 Lorenzo Castillo Dallara F324 TOM'S TGE 33

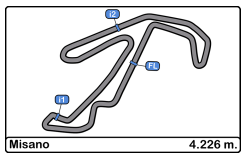
RT							BVM Racing						RT						Team Motopark																
Lap	D	Time	Sector 1	Sector 2	Sector 3	T. Spd	Elapsed	Lap	D	Time	Sector 1	Sector 2	Sector 3	T. Spd	Elapsed	Lap	D	Time	Sector 1	Sector 2	Sector 3	T. Spd	Elapsed	Lap	D	Time	Sector 1	Sector 2	Sector 3	T. Spd	Elapsed				
1		10:01:25.908	10:00:09.126	40.711	36.071	203.3	10:01:25.908	1		9:59:19.931	9:57:59.035	41.672	39.224	167.7	9:59:19.931	1		10:01:01.436	10:00:09.126	40.711	36.071	203.3	10:01:01.436	1		10:01:01.436	10:00:09.126	40.711	36.071	203.3	10:01:01.436				
2		1:36.827	24.932	35.641	36.254	210.9	10:03:02.735	2		1:41.505	26.261	39.433	35.811	177.9	10:01:01.436	2		10:02:34.975	10:01:36.827	24.932	35.641	36.254	210.9	10:02:34.975	2		10:02:34.975	10:01:36.827	24.932	35.641	36.254	210.9			
3		1:28.512	22.668	34.024	31.820	213.0	10:04:31.247	3		1:33.539	24.496	36.236	32.807	197.4	10:02:34.975	3		10:04:03.872	10:03:02.735	1:36.827	24.932	35.641	36.254	210.9	10:04:03.872	3		10:04:03.872	10:03:02.735	1:36.827	24.932	35.641	36.254		
4		1:27.528	22.357	33.595	31.576	214.7	10:05:58.775	4		1:28.897	22.814	34.066	32.017	213.0	10:04:03.872	4		10:06:57.841	10:04:31.247	1:28.512	22.668	34.024	31.820	213.0	10:06:57.841	4		10:06:57.841	10:04:31.247	1:28.512	22.668	34.024	31.820		
5		1:41.864 P	23.630	34.697	43.537	215.1	10:07:40.639	5		2:53.969 P	22.811	34.126	1:57.032	213.0	10:06:57.841	5		10:08:53.398	10:06:57.841	1:41.864 P	23.630	34.697	43.537	215.1	10:08:53.398	5		10:08:53.398	10:06:57.841	1:41.864 P	23.630	34.697	43.537		
6		3:53.763	2:40.639	38.728	34.396	208.0	10:11:34.402	6		1:55.557	40.193	37.704	37.660	200.0	10:08:53.398	6		10:10:33.839	10:08:53.398	3:53.763	2:40.639	38.728	34.396	208.0	10:10:33.839	6		10:10:33.839	10:08:53.398	3:53.763	2:40.639	38.728	34.396		
7		1:33.118	24.603	35.887	32.628	202.2	10:13:07.520	7		1:40.441	25.808	38.084	36.549	188.8	10:10:33.839	7		10:12:18.510	10:10:33.839	1:33.118	24.603	35.887	32.628	202.2	10:12:18.510	7		10:12:18.510	10:10:33.839	1:33.118	24.603	35.887	32.628		
8		1:26.898	22.152	33.327	31.419	215.5	10:14:34.418	8		1:44.671	27.320	37.075	40.276	188.8	10:12:18.510	8		10:13:46.883	10:12:18.510	1:26.898	22.152	33.327	31.419	215.5	10:13:46.883	8		10:13:46.883	10:12:18.510	1:26.898	22.152	33.327	31.419		
9		1:26.761	22.139	33.420	31.202	215.1	10:16:01.179	9		1:28.373	22.719	33.901	31.753	214.2	10:13:46.883	9		10:15:15.153	10:13:46.883	1:26.761	22.139	33.420	31.202	215.1	10:15:15.153	9		10:15:15.153	10:13:46.883	1:26.761	22.139	33.420	31.202		
10			22.487	35.619		213.4		10		1:28.270	22.434	34.045	31.791	214.7	10:15:15.153	10		10:16:43.656	10:15:15.153		22.487	35.619		213.4	10:16:43.656	10		10:16:43.656	10:15:15.153		22.487	35.619		213.4	
11								11		1:28.503	22.565	34.103	31.835	214.7	10:16:43.656	11																			
12								12			22.673	33.974		214.2		12																			

4 Ricardo Miranda Baptista Dallara F324 TOM'S TGE 33 11 Alessandro Famularo Dallara F324 TOM'S TGE 33

RT							BVM Racing						BVM Racing																					
Lap	D	Time	Sector 1	Sector 2	Sector 3	T. Spd	Elapsed	Lap	D	Time	Sector 1	Sector 2	Sector 3	T. Spd	Elapsed	Lap	D	Time	Sector 1	Sector 2	Sector 3	T. Spd	Elapsed	Lap	D	Time	Sector 1	Sector 2	Sector 3	T. Spd	Elapsed			
1		9:59:32.797	9:58:14.760	40.256	37.781	177.3	9:59:32.797	1		9:59:06.727	9:57:53.282	37.739	35.706	205.3	9:59:06.727	1		10:00:44.700	10:00:06.727	9:59:32.797	9:58:14.760	40.256	37.781	177.3	10:00:44.700	1		10:00:44.700	10:00:06.727	9:59:32.797	9:58:14.760	40.256	37.781	177.3
2		1:41.561	25.227	38.488	37.846	185.2	10:01:14.358	2		1:37.973	25.305	37.626	35.042	195.6	10:00:44.700	2		10:02:45.708	10:01:41.561	1:41.561	25.227	38.488	37.846	185.2	10:02:45.708	2		10:02:45.708	10:01:41.561	1:41.561	25.227	38.488	37.846	185.2
3		1:31.350	24.398	34.845	32.107	213.4	10:02:45.708	3		1:28.512	22.792	33.905	31.815	212.5	10:02:13.212	3		10:05:54.280	10:02:45.708	1:31.350	24.398	34.845	32.107	213.4	10:05:54.280	3		10:05:54.280	10:02:45.708	1:31.350	24.398	34.845	32.107	213.4
4		1:28.769	22.708	34.182	31.879	214.2	10:04:14.477	4		1:27.949	22.462	33.731	31.756	214.2	10:03:41.161	4		10:10:43.224	10:04:14.477	1:28.769	22.708	34.182	31.879	214.2	10:10:43.224	4		10:10:43.224	10:04:14.477	1:28.769	22.708	34.182	31.879	214.2
5		1:39.803 P	22.685	33.724	43.394	214.2	10:05:54.280	5		1:44.896 P	23.103	34.144	47.649	213.8	10:05:26.057	5		10:12:13.529	10:05:54.280	1:39.803 P	22.685	33.724	43.394	214.2	10:12:13.529	5		10:12:13.529	10:05:54.280	1:39.803 P	22.685	33.724	43.394	214.2
6		4:48.944	3:37.740	37.690	33.514	215.1	10:10:43.224	6		3:26.444	2:09.371	39.055	38.018	203.3	10:08:52.501	6		10:13:41.396	10:10:43.224	4:48.944	3:37.740	37.690	33.514	215.1	10:13:41.396	6		10:13:41.396	10:10:43.224	4:48.944	3:37.740	37.690	33.514	215.1
7		1:30.305	23.341	34.026	32.938	215.1	10:12:13.529	7		1:40.306	26.132	37.499	36.675	204.9	10:10:32.807	7		10:15:22.281	10:12:13.529	1:30.305	23.341	34.026	32.938	215.1	10:15:22.281	7		10:15:22.281	10:12:13.529	1:30.305	23.341	34.026	32.938	215.1
8		1:27.867	22.552	33.673	31.642	215.1	10:13:41.396	8		1:40.950	27.637	36.958	40.355	190.8	10:12:17.757	8		10:16:50.434	10:13:41.396	1:27.867	22.552	33.673	31.642	215.1	10:16:50.434	8		10:16:50.434	10:13:41.396	1:27.867	22.552	33.673	31.642	215.1
9		1:40.885	22.427	33.598	44.860	215.5	10:15:22.281	9		1:27.511	22.507	33.528	31.476	216.4	10:13:45.268	9		10:18:18.553	10:15:22.281	1:40.885	22.427	33.598	44.860	215.5	10:18:18.553	9		10:18:18.553	10:15:22.281	1:40.885	22.427	33.598	44.860	215.5
10		1:28.153	22.682	33.744	31.727	215.5	10:16:50.434	10		1:27.446	22.340	33.514	31.592	216.4	10:15:12.714	10		10:20:05.106	10:16:50.434	1:28.153	22.682	33.744	31.727	215.5	10:20:05.106	10		10:20:05.106	10:16:50.434	1:28.153	22.682	33.744	31.727	215.5
11		1:28.119	22.384	33.809	31.926	216.0	10:18:18.553	11		1:29.712	22.795	34.649	32.268	216.0	10:16:42.426	11				1:28.119	22.384	33.809	31.926	216.0		11								
12		1:46.553 P	23.952	34.881	47.720	213.0	10:20:05.106	12		1:46.401 P	22.268	33.596	50.537	215.1	10:18:28.827	12				1:46.553 P	23.952	34.881	47.720	213.0		12								

7 Wiktor Dobrzański Dallara F324 TOM'S TGE 33 21 Rui-Heng Yeh Dallara F324 TOM'S TGE 33

RT							Team Motopark						Team Motopark																					
Lap	D	Time	Sector 1	Sector 2	Sector 3	T. Spd	Elapsed	Lap	D	Time	Sector 1	Sector 2	Sector 3	T. Spd	Elapsed	Lap	D	Time	Sector 1	Sector 2	Sector 3	T. Spd	Elapsed	Lap	D	Time	Sector 1	Sector 2	Sector 3	T. Spd	Elapsed			
1		9:59:29.499	9:58:10.265	40.488	38.746	185.8	9:59:29.499	1		9:59:21.805	9:58:03.087	40.413	38.305	197.4	9:59:21.805	1		10:01:04.586	10:00:21.805	9:59:29.499	9:58:10.265	40.488	38.746	185.8	10:01:04.586	1		10:01:04.586	10:00:21.805	9:59:29.499	9:58:10.265	40.488	38.746	185.8
2		1:43.690	27.036	39.386	37.268	173.6	10:01:13.189	2		1:42.781	26.728	39.200	36.853	191.1	10:01:04.586	2		10:02:58.486	10:01:43.690	1:43.690	27.036	39.386	37.268	173.6	10:02:58.486	2		10:02:58.486	10:01:43.690	1:43.690	27.036	39.386	37.268	173.6
3		1:45.297	25.277	42.673	37.347	163.3	10:02:58.486	3		1:35.509	25.626	36.669	33.214	198.1	10:02:40.095	3		10:05:55.528	10:02:58.486	1:45.297	25.277	42.673	37.347	163.3	10:05:55.528	3		10:05:55.528	10:02:58.486	1:45.297	25.277	42.673	37.347	163.3
4		1:28.788	22.574	34.048	32.166	213.8	10:04:27.274	4		1:27.949	22.445	33.756	31.748	214.2	10:04:08.044	4		10:08:18.834	10:04:27.274	1:28.788	22.574	34.048	32.166	213.8	10:08:18.834	4		10:08:18.834	10:04:27.274	1:28.788	22.574	34.048	32.166	213.8
5		1:28.254	22.555	33.839	31.860	214.7	10:05:55.528	5		2:39.115 P	22.364	33.621	1:43.130	215.1	10:06:47.159	5		10:10:25.934	10:05:55.528	1:28.254	22.555	33.839	31.860	214.7	10:10:25.934	5		10:10:25.934	10:05:55.528	1:28.254	22.555	33.839	31.860	214.7
6		2:23.306 P	23.981	34.433	1:24.892	212.5	10:08:18.834	6		2:04.846	47.139	39.544	38.163	202.6	10:08:52.005	6		10:12:04.816	10:08:18.834	2:23.306 P	23.981	34.433	1:24.892	212.5	10:12:04.816	6		10:12:04.816	10:08:18.834	2:23.306 P	23.981	34.433	1:24.892	212.5
7		2:07.100	49.006	41.061	37.03																													



Misano
Euroformula Open
Qualifying
Lap Analysis



27

Jesse Carrasquedo

Dallara F324 TOM'S TGE 33

55

Divy Nandan

Dallara F324 TOM'S TGE 33

Team Motopark

BVM Racing

Lap	D	Time	Sector 1	Sector 2	Sector 3	T. Spd	Elapsed	Lap	D	Time	Sector 1	Sector 2	Sector 3	T. Spd	Elapsed
1		9:59:22.532	9:58:03.678	42.113	36.741	192.5	9:59:22.532	1		9:59:07.424	9:57:53.633	38.178	35.613	205.7	9:59:07.424
2		1:40.940	26.606	37.960	36.374	208.0	10:01:03.472	2		1:39.503	25.110	37.522	36.871	189.1	10:00:46.927
3		1:30.417	23.268	34.478	32.671	208.8	10:02:33.889	3		1:29.153	22.842	33.867	32.444	213.8	10:02:16.080
4		1:28.553	22.577	33.936	32.040	211.7	10:04:02.442	4		1:28.481	22.579	34.051	31.851	214.7	10:03:44.561
5		2:39.617 P	22.468	33.798	1:43.351	212.1	10:06:42.059	5		1:43.600 P	23.803	34.799	44.998	215.5	10:05:28.161
6		2:07.175	50.592	38.808	37.775	198.8	10:08:49.234	6		5:17.673	4:03.285	38.224	36.164	190.1	10:10:45.834
7		1:33.054	24.265	35.596	33.193	207.2	10:10:22.288	7		1:35.749	23.811	35.369	36.569	215.1	10:12:21.583
8		1:30.147	23.220	34.965	31.962	210.9	10:11:52.435	8		1:27.908	22.533	33.740	31.635	215.5	10:13:49.491
9		1:27.494	22.248	33.751	31.495	212.5	10:13:19.929	9		4:30.802	22.503	34.170	34.129	216.8	10:15:20.293
10		1:29.960	22.214	35.482	32.264	209.7	10:14:49.889	10		1:36.788	29.385	34.866	32.537	216.4	10:16:57.081
11		1:27.790	22.231	33.880	31.679	213.8	10:16:17.679	11		1:28.210	22.534	33.750	31.926	216.0	10:18:25.291
12		1:27.656	22.338	33.773	31.545	213.0	10:17:45.335	12		2:08.334 P	28.436	44.217	55.681	156.0	10:20:33.625
13			28.056	43.813		162.8									

44

Diego de la Torre

Dallara F324 TOM'S TGE 33

58

Aaron Ferrazzano

Dallara F324 TOM'S TGE 33

RT

Neri Autosport

Team Motopark

Lap	D	Time	Sector 1	Sector 2	Sector 3	T. Spd	Elapsed	Lap	D	Time	Sector 1	Sector 2	Sector 3	T. Spd	Elapsed
1		9:59:26.322	9:58:06.314	41.315	38.693	157.4	9:59:26.322	1		9:59:30.909	9:58:13.175	40.769	36.965	191.1	9:59:30.909
2		1:43.094	27.571	39.073	36.450	177.0	10:01:09.416	2		1:43.802	26.338	38.956	38.508	179.4	10:01:14.711
3		1:45.698	26.012	38.944	40.742	177.0	10:02:55.114	3		1:34.966	25.612	36.251	33.103	211.7	10:02:49.677
4		1:27.732	22.441	33.688	31.603	215.5	10:04:22.846	4		1:29.688	23.075	34.451	32.162	214.7	10:04:19.365
5		3:05.701 P	25.905	33.885	2:05.911	214.7	10:07:28.547	5		1:29.272	22.802	34.386	32.084	214.7	10:05:48.637
6		2:01.749	44.643	39.211	37.895	175.3	10:09:30.296	6		1:28.883	22.711	34.151	32.021	214.7	10:07:17.520
7		1:41.218	26.660	38.293	36.265	178.5	10:11:11.514	7		1:29.161	22.645	34.434	32.082	217.3	10:08:46.681
8		1:37.292	25.264	37.049	34.979	181.2	10:12:48.806	8		1:41.725 P	22.721	34.415	44.589	216.0	10:10:28.406
9		1:27.407	22.239	33.607	31.561	216.4	10:14:16.213	9		3:33.987	2:21.007	39.509	33.471	200.0	10:14:02.393
10		1:27.412	22.342	33.529	31.541	216.4	10:15:43.625	10		1:28.899	22.757	34.267	31.875	216.0	10:15:31.292
11			22.265	33.781		216.0		11		1:29.227	22.675	34.017	32.535	216.0	10:17:00.519
12								12		1:29.161	22.807	34.132	32.222	215.5	10:18:29.680
13								13			26.572	44.812		166.1	

50

Jan Koller

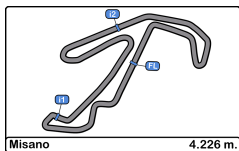
Dallara F324 TOM'S TGE 33

RT

Team Motopark

Lap	D	Time	Sector 1	Sector 2	Sector 3	T. Spd	Elapsed
1		9:59:27.022	9:58:07.468	40.943	38.611	171.7	9:59:27.022
2		1:43.094	27.497	38.861	36.736	176.7	10:01:10.116
3		1:50.277	26.135	38.880	45.262	190.1	10:03:00.393
4		1:29.136	23.016	34.121	31.999	213.4	10:04:29.529
5		2:52.427 P	25.178	34.185	1:53.064	214.2	10:07:21.956
6		1:56.566	44.488	37.752	34.326	205.3	10:09:18.522
7		1:34.310	24.052	35.712	34.546	203.3	10:10:52.832
8		1:36.618	23.861	36.546	36.211	203.0	10:12:29.450
9		1:27.867	22.642	33.700	31.525	215.1	10:13:57.317
10		1:27.804	22.349	33.741	31.714	216.8	10:15:25.121
11		1:32.790	22.440	37.881	32.469	216.0	10:16:57.911
12		1:28.317	22.508	33.759	32.050	217.3	10:18:26.228
13			28.426	44.719		154.5	



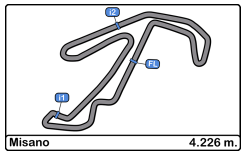


Misano
Euroformula Open
Qualifying
Best Sectors Results



Sector - 1			Sector - 2			Sector - 3			Ideal Lap vs Best Lap						
Clas	Nº	Driver	Time	Nº	Driver	Time	Nº	Driver	Time	Clas	Nº	Driver	Ideal Lap	Best Lap	Clas
1	9	Everett Stack	22.100	3	Javier Herrera	33.327	3	Javier Herrera	31.202	1	3	Javier Herrera	1:26.668	1:26.761	1
2	21	Rui-Heng Yeh	22.107	21	Rui-Heng Yeh	33.408	21	Rui-Heng Yeh	31.457	2	21	Rui-Heng Yeh	1:26.972	1:27.108	2
3	3	Javier Herrera	22.139	11	Alessandro Famularo	33.514	11	Alessandro Famularo	31.476	3	11	Alessandro Famularo	1:27.258	1:27.446	5
4	27	Jesse Carrasquedo	22.214	44	Diego de la Torre	33.529	27	Jesse Carrasquedo	31.495	4	44	Diego de la Torre	1:27.309	1:27.407	3
5	44	Diego de la Torre	22.239	4	Ricardo Miranda Baptista	33.598	50	Jan Koller	31.525	5	9	Everett Stack	1:27.433	1:27.433	4
6	11	Alessandro Famularo	22.268	9	Everett Stack	33.666	44	Diego de la Torre	31.541	6	27	Jesse Carrasquedo	1:27.460	1:27.494	6
7	7	Wiktor Dobrzański	22.283	50	Jan Koller	33.700	55	Divy Nandan	31.635	7	50	Jan Koller	1:27.574	1:27.804	8
8	50	Jan Koller	22.349	55	Divy Nandan	33.740	4	Ricardo Miranda Baptista	31.642	8	4	Ricardo Miranda Baptista	1:27.624	1:27.867	9
9	4	Ricardo Miranda Baptista	22.384	27	Jesse Carrasquedo	33.751	9	Everett Stack	31.667	9	7	Wiktor Dobrzański	1:27.728	1:27.728	7
10	10	Lorenzo Castillo	22.434	7	Wiktor Dobrzański	33.755	7	Wiktor Dobrzański	31.690	10	55	Divy Nandan	1:27.878	1:27.908	10
11	55	Divy Nandan	22.503	10	Lorenzo Castillo	33.901	10	Lorenzo Castillo	31.753	11	10	Lorenzo Castillo	1:28.088	1:28.373	11
12	58	Aaron Ferrazzano	22.645	58	Aaron Ferrazzano	34.017	58	Aaron Ferrazzano	31.875	12	58	Aaron Ferrazzano	1:28.537	1:28.883	12



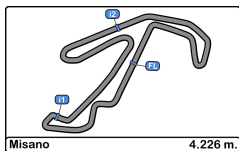


Misano
Euroformula Open
Qualifying
Best 5 Lap Times



Cls	N°	Driver	Nat	Cat	Cls	Team	Nat	Vehicle	Best 1		Best 2		Best 3		Best 4		Best 5	
									Time	Lap	Time	Lap	Time	Lap	Time	Lap	Time	Lap
1	3	Javier Herrera	MEX	RT	1	BVM Racing	ITA	Dallara F324 TOM'S TGE 33	1:26.761	9	1:26.898	8	1:27.528	4	1:28.512	3	1:33.118	7
2	21	Rui-Heng Yeh	TPE			Team Motopark	DEU	Dallara F324 TOM'S TGE 33	1:27.108	10	1:27.290	9	1:27.949	4	1:35.509	3	1:35.514	11
3	44	Diego de la Torre	MEX			Team Motopark	DEU	Dallara F324 TOM'S TGE 33	1:27.407	9	1:27.412	10	1:27.732	4	1:37.292	8	1:41.218	7
4	9	Everett Stack	USA			Team Motopark	DEU	Dallara F324 TOM'S TGE 33	1:27.433	6	1:28.017	5	1:31.553	7	1:35.482	3	1:35.974	4
5	11	Alessandro	VEN			BVM Racing	ITA	Dallara F324 TOM'S TGE 33	1:27.446	10	1:27.511	9	1:27.949	4	1:28.512	3	1:29.712	11
6	27	Jesse Carrasquedo	MEX			Team Motopark	DEU	Dallara F324 TOM'S TGE 33	1:27.494	9	1:27.656	12	1:27.790	11	1:28.553	4	1:29.960	10
7	7	Wiktor Dobrzański	POL	RT	2	Team Motopark	DEU	Dallara F324 TOM'S TGE 33	1:27.728	10	1:28.254	5	1:28.269	11	1:28.788	4	1:33.874	9
8	50	Jan Koller	CZE	RT	3	Team Motopark	DEU	Dallara F324 TOM'S TGE 33	1:27.804	10	1:27.867	9	1:28.317	12	1:29.136	4	1:32.790	11
9	4	Ricardo Miranda Baptista	BRA	RT	4	BVM Racing	ITA	Dallara F324 TOM'S TGE 33	1:27.867	8	1:28.119	11	1:28.153	10	1:28.769	4	1:30.305	7
10	55	Divy Nandan	IND			BVM Racing	ITA	Dallara F324 TOM'S TGE 33	1:27.908	8	1:28.210	11	1:28.481	4	1:29.153	3	1:35.749	7
11	10	Lorenzo Castillo	MEX	RT	5	Team Motopark	DEU	Dallara F324 TOM'S TGE 33	1:28.373	9	1:28.503	11	1:28.897	4	1:33.539	3	1:40.441	7
12	58	Aaron Ferrazzano	BEL	RT	6	Neri Autosport	BEL	Dallara F324 TOM'S TGE 33	1:28.883	6	1:28.899	10	1:29.161	7	1:29.161	12	1:29.227	11



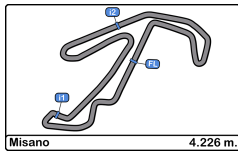


Misano
Euroformula Open
Qualifying
Best 5 Top Speeds



Clas	Nº	Driver	Nat	Cat	Cls	Team	Nat	Vehicle	Top 1		Top 2		Top 3		Top 4		Top 5		Avg
									Km/h	Lap	Km/h	Lap	Km/h	Lap	Km/h	Lap	Km/h	Lap	
1	21	Rui-Heng Yeh		RT		Team Motopark		Dallara F324 TOM'S TGE 33	217.7	10	215.5	9	215.5	12	215.1	5	214.2	4	215.6
2	50	Jan Koller		RT	1	Team Motopark		Dallara F324 TOM'S TGE 33	217.3	12	216.8	10	216.0	11	215.1	9	214.2	5	215.9
3	58	Aaron Ferrazzano		RT	2	Neri Autosport		Dallara F324 TOM'S TGE 33	217.3	7	216.0	8	216.0	10	216.0	11	215.5	12	216.1
4	55	Divy Nandan				BVM Racing		Dallara F324 TOM'S TGE 33	216.8	9	216.4	10	216.0	11	215.5	5	215.5	8	216.0
5	11	Alessandro Famularo				BVM Racing		Dallara F324 TOM'S TGE 33	216.4	9	216.4	10	216.0	11	215.1	12	214.2	4	215.6
6	44	Diego de la Torre				Team Motopark		Dallara F324 TOM'S TGE 33	216.4	9	216.4	10	216.0	11	215.5	4	214.7	5	215.8
7	4	Ricardo Miranda Baptista		RT	3	BVM Racing		Dallara F324 TOM'S TGE 33	216.0	11	215.5	9	215.5	10	215.1	6	215.1	7	215.4
8	3	Javier Herrera		RT	4	BVM Racing		Dallara F324 TOM'S TGE 33	215.5	8	215.1	5	215.1	9	214.7	4	213.4	10	214.7
9	7	Wiktor Dobrzański		RT	5	Team Motopark		Dallara F324 TOM'S TGE 33	215.1	10	215.1	11	214.7	5	213.8	4	212.5	6	214.2
10	10	Lorenzo Castillo		RT	6	Team Motopark		Dallara F324 TOM'S TGE 33	214.7	10	214.7	11	214.2	9	214.2	12	213.0	4	214.2
11	9	Everett Stack				Team Motopark		Dallara F324 TOM'S TGE 33	214.2	6	213.4	7	213.0	5	202.2	4	200.3	2	208.6
12	27	Jesse Carrasquedo				Team Motopark		Dallara F324 TOM'S TGE 33	213.8	11	213.0	12	212.5	9	212.1	5	211.7	4	212.6



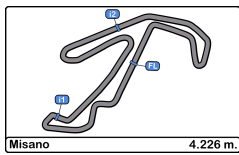


Misano
Euroformula Open
Qualifying
Fastest Laps Sequence



Lap	Time of Day	Session Time	Nº Driver	Nat	Cat	Team	Nat	Vehicle	Time	Km/h
2	10:00:44.700	3:44.700	11 Alessandro Famularo			BVM Racing		Dallara F324 TOM'S TGE 33	1:37.973	155.2
3	10:02:13.212	5:13.212	11 Alessandro Famularo			BVM Racing		Dallara F324 TOM'S TGE 33	1:28.512	171.8
4	10:03:41.161	6:41.161	11 Alessandro Famularo			BVM Racing		Dallara F324 TOM'S TGE 33	1:27.949	172.9
4	10:04:22.846	7:22.846	44 Diego de la Torre			Team Motopark		Dallara F324 TOM'S TGE 33	1:27.732	173.4
4	10:05:58.775	8:58.775	3 Javier Herrera		RT	BVM Racing		Dallara F324 TOM'S TGE 33	1:27.528	173.8
9	10:13:19.929	16:19.929	27 Jesse Carrasquedo			Team Motopark		Dallara F324 TOM'S TGE 33	1:27.494	173.8
9	10:13:43.701	16:43.701	21 Rui-Heng Yeh			Team Motopark		Dallara F324 TOM'S TGE 33	1:27.290	174.2
8	10:14:34.418	17:34.418	3 Javier Herrera		RT	BVM Racing		Dallara F324 TOM'S TGE 33	1:26.898	175.0
9	10:16:01.179	19:01.179	3 Javier Herrera		RT	BVM Racing		Dallara F324 TOM'S TGE 33	1:26.761	175.3





Misano
Euroformula Open
Qualifying
Pit Stop Analysis



3 Javier Herrera Dallara F324 TOM'S TGE 33

RT BVM Racing

Nº	In Day Time	In Time	Out Time	Pit Time	T. Pit Time	Handicap	Diff.
1	10:07:27.455	10:07:27.455	10:09:45.294	2:17.839	2:17.839		

4 Ricardo Miranda Baptista Dallara F324 TOM'S TGE 33

RT BVM Racing

Nº	In Day Time	In Time	Out Time	Pit Time	T. Pit Time	Handicap	Diff.
1	10:05:40.530	10:05:40.530	10:08:55.175	3:14.645	3:14.645		

7 Wiktor Dobrzański Dallara F324 TOM'S TGE 33

RT Team Motopark

Nº	In Day Time	In Time	Out Time	Pit Time	T. Pit Time	Handicap	Diff.
1	10:07:24.917	10:07:24.917	10:08:29.907	1:04.990	1:04.990		

10 Lorenzo Castillo Dallara F324 TOM'S TGE 33

RT Team Motopark

Nº	In Day Time	In Time	Out Time	Pit Time	T. Pit Time	Handicap	Diff.
1	10:05:33.414	10:05:33.414	10:07:05.914	1:32.500	1:32.500		

11 Alessandro Famularo Dallara F324 TOM'S TGE 33

BVM Racing

Nº	In Day Time	In Time	Out Time	Pit Time	T. Pit Time	Handicap	Diff.
1	10:05:12.876	10:05:12.876	10:06:57.760	1:44.884	1:44.884		

21 Rui-Heng Yeh Dallara F324 TOM'S TGE 33

Team Motopark

Nº	In Day Time	In Time	Out Time	Pit Time	T. Pit Time	Handicap	Diff.
1	10:05:35.737	10:05:35.737	10:06:55.999	1:20.262	1:20.262		

27 Jesse Carrasquedo Dallara F324 TOM'S TGE 33

Team Motopark

Nº	In Day Time	In Time	Out Time	Pit Time	T. Pit Time	Handicap	Diff.
1	10:05:28.533	10:05:28.533	10:06:53.470	1:24.937	1:24.937		

44 Diego de la Torre Dallara F324 TOM'S TGE 33

Team Motopark

Nº	In Day Time	In Time	Out Time	Pit Time	T. Pit Time	Handicap	Diff.
1	10:05:56.267	10:05:56.267	10:07:40.844	1:44.577	1:44.577		

50 Jan Koller Dallara F324 TOM'S TGE 33

RT Team Motopark

Nº	In Day Time	In Time	Out Time	Pit Time	T. Pit Time	Handicap	Diff.
1	10:06:00.134	10:06:00.134	10:07:30.890	1:30.756	1:30.756		

55 Divy Nandan Dallara F324 TOM'S TGE 33

BVM Racing

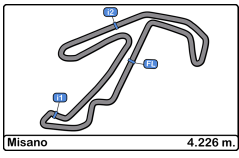
Nº	In Day Time	In Time	Out Time	Pit Time	T. Pit Time	Handicap	Diff.
1	10:05:14.926	10:05:14.926	10:08:54.149	3:39.223	3:39.223		

58 Aaron Ferrazzano Dallara F324 TOM'S TGE 33

RT Neri Autosport

Nº	In Day Time	In Time	Out Time	Pit Time	T. Pit Time	Handicap	Diff.
1	10:10:14.560	10:10:14.560	10:12:15.692	2:01.132	2:01.132		

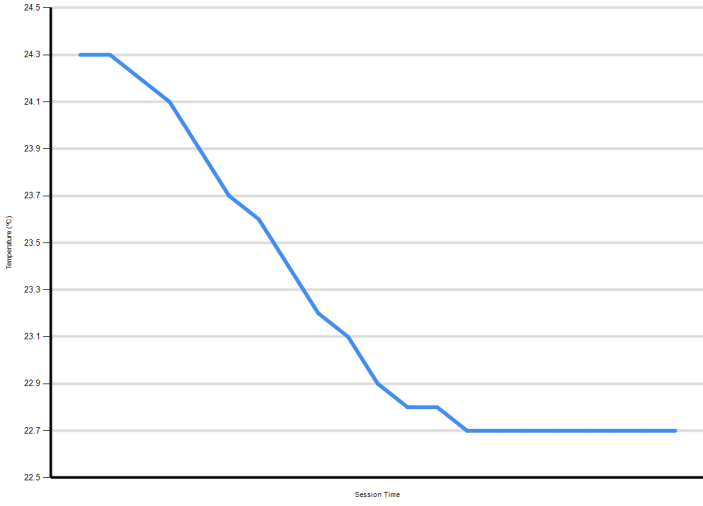




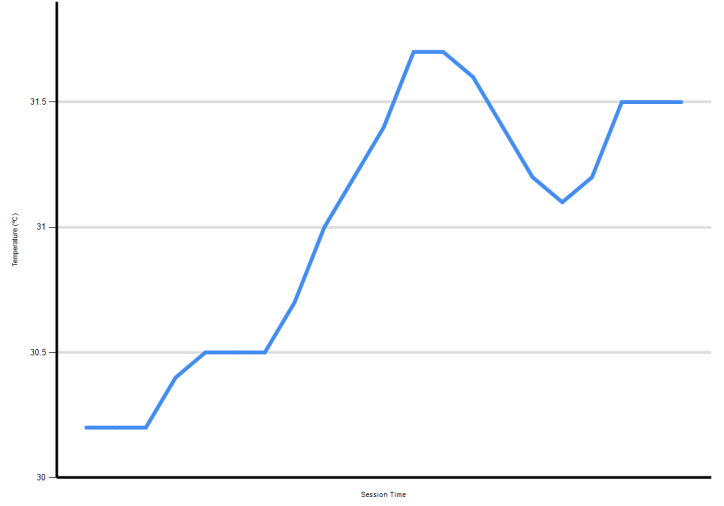
Misano
Euroformula Open
Qualifying
Weather Report



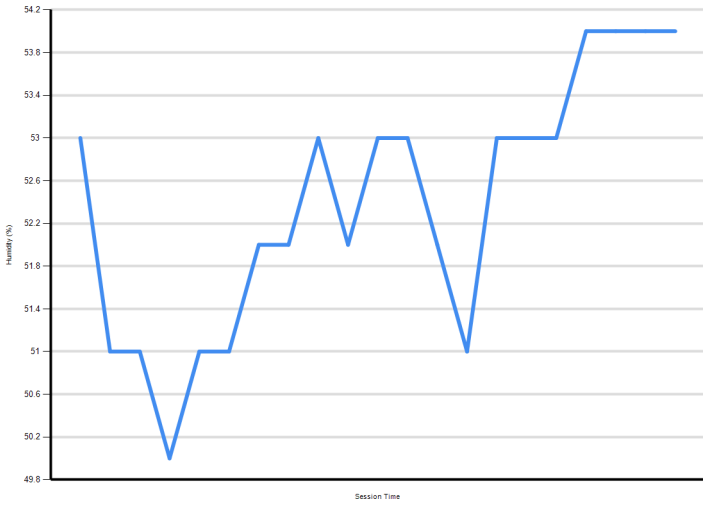
Air Temperature



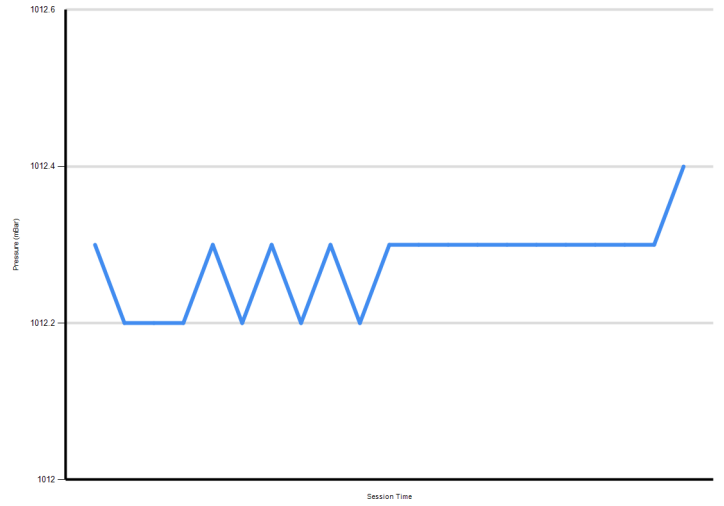
Track Temperature



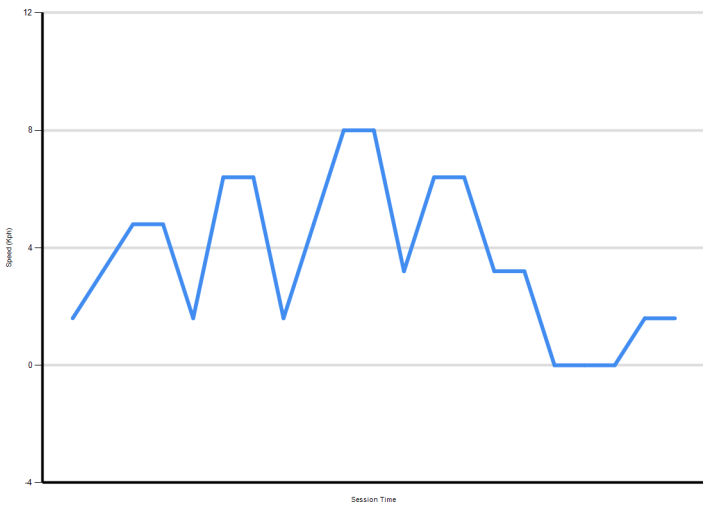
Humidity



Pressure



Wind Speed



Wind direction

