

**Spa Francorchamps**  
Euroformula Open  
Qualifying  
Provisional Results



Clas	Nº	Driver	Nat	Cat	Clas	Team	Nat	Vehicle	Laps	Best	Time	Gap	Interval	Km/h
1	21	Rui-Heng Yeh				Team Motopark		Dallara F324 TOM'S TGE 33	7	6	2:09.405			194.8
2	27	Jesse Carrasquedo				Team Motopark		Dallara F324 TOM'S TGE 33	7	6	2:09.580	0.175	0.175	194.5
3	9	Everett Stack				Team Motopark		Dallara F324 TOM'S TGE 33	7	5	2:09.908	0.503	0.328	194.0
4	50	Jan Koller		RT	1	Team Motopark		Dallara F324 TOM'S TGE 33	8	6	2:09.992	0.587	0.084	193.9
5	3	Javier Herrera		RT	2	BVM Racing		Dallara F324 TOM'S TGE 33	8	6	2:10.190	0.785	0.198	193.6
6	44	Diego de la Torre				Team Motopark		Dallara F324 TOM'S TGE 33	7	6	2:10.249	0.844	0.059	193.5
7	8	Alceu Feldmann		RT	3	BVM Racing		Dallara F324 TOM'S TGE 33	9	8	2:10.373	0.968	0.124	193.4
8	7	Wiktor Dobrzański		RT	4	Team Motopark		Dallara F324 TOM'S TGE 33	7	5	2:10.403	0.998	0.030	193.3
9	37	Filippo Fiorentino		RT	5	DRIVEX		Dallara F324 TOM'S TGE 33	8	6	2:10.416	1.011	0.013	193.3
10	48	Genaro Trappa		RT	6	DRIVEX		Dallara F324 TOM'S TGE 33	8	5	2:10.489	1.084	0.073	193.2
11	11	Alessandro Famularo				BVM Racing		Dallara F324 TOM'S TGE 33	9	6	2:10.711	1.306	0.222	192.9
12	55	Divy Nandan				BVM Racing		Dallara F324 TOM'S TGE 33	7	5	2:11.392	1.987	0.681	191.9
13	10	Lorenzo Castillo		RT	7	Team Motopark		Dallara F324 TOM'S TGE 33	7	6	2:11.662	2.257	0.270	191.5
14	58	Aaron Ferrazzano		RT	8	Neri Autosport		Dallara F324 TOM'S TGE 33	9	7	2:12.097	2.692	0.435	190.8

Published at:.....

Track Temp: 13.5 °C Air Temp: 7.7 °C Humidity: 72 % Track Status: WET

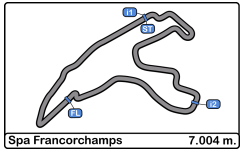
**Race Director:**

Daniele Galbiati  
ACI DGAa 46766

**Timekeeper:**

Luis Garcia  
JCR-2654-ESP/M





**Spa Francorchamps**  
**Euroformula Open**  
**Qualifying**  
**Track Limit**



The Stewards, having received a report from Race Director, have considered the following matter and determine the following:

**Session** Qualifying  
**Fact** The cars below did not use the track at the turns listed below

**Infringement** Breach of Appendix L Chapter IV Article 2 c) of the FIA International Sporting Code and Article 19.4/19.5 of the Sporting Regulations.

**Decision** Deletion of the lap times shown in accordance with Article 12.4.1.e of the FIA International Sporting Code.

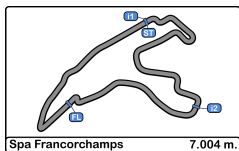
**Note**

- Certain decisions of the Stewards are subject to appeal (Article 15 of the FIA International Sporting Code).
- These penalties are not subject to appeal Article.12.3.4 of the FIA International Sporting Code and Article 16.5 of the Sporting Regulations.
- According to Article.12.3.3.b of the FIA International Sporting Code these decisions become immediately binding even in case of an appeal.

Ord	Turn	N° Driver	Entrant/Team	Time of Day	Lap Time
1	10	21 Rui-Heng Yeh	Team Motopark	10:10:09.955	2:10.813

**The Stewards:**





**Spa Francorchamps**  
Euroformula Open  
Qualifying



**Provisional Results by Category**

Clas	Nº	Driver	Nat	Cat	Clas	Team	Nat	Vehicle	Laps	Best	Time	Gap	Interval	Km/h
1	21	Rui-Heng Yeh				Team Motopark		DEU Dallara F324 TOM'S TGE 33	7	6	2:09.405			194.8
2	27	Jesse Carrasquedo				Team Motopark		DEU Dallara F324 TOM'S TGE 33	7	6	2:09.580	0.175	0.175	194.5
3	9	Everett Stack				Team Motopark		DEU Dallara F324 TOM'S TGE 33	7	5	2:09.908	0.503	0.328	194.0
4	44	Diego de la Torre				Team Motopark		DEU Dallara F324 TOM'S TGE 33	7	6	2:10.249	0.844	0.341	193.5
5	11	Alessandro Famularo				BVM Racing		ITA Dallara F324 TOM'S TGE 33	9	6	2:10.711	1.306	0.462	192.9
6	55	Divy Nandan				BVM Racing		ITA Dallara F324 TOM'S TGE 33	7	5	2:11.392	1.987	0.681	191.9

**RT**

Clas	Nº	Driver	Nat	Cat	Clas	Team	Nat	Vehicle	Laps	Best	Time	Gap	Interval	Km/h
1	50	Jan Koller		RT	1	Team Motopark		DEU Dallara F324 TOM'S TGE 33	8	6	2:09.992			193.9
2	3	Javier Herrera		RT	2	BVM Racing		ITA Dallara F324 TOM'S TGE 33	8	6	2:10.190	0.198	0.198	193.6
3	8	Alceu Feldmann		RT	3	BVM Racing		ITA Dallara F324 TOM'S TGE 33	9	8	2:10.373	0.381	0.183	193.4
4	7	Wiktor Dobrzański		RT	4	Team Motopark		DEU Dallara F324 TOM'S TGE 33	7	5	2:10.403	0.411	0.030	193.3
5	37	Filippo Fiorentino		RT	5	DRIVEX		ESP Dallara F324 TOM'S TGE 33	8	6	2:10.416	0.424	0.013	193.3
6	48	Genaro Trappa		RT	6	DRIVEX		ESP Dallara F324 TOM'S TGE 33	8	5	2:10.489	0.497	0.073	193.2
7	10	Lorenzo Castillo		RT	7	Team Motopark		DEU Dallara F324 TOM'S TGE 33	7	6	2:11.662	1.670	1.173	191.5
8	58	Aaron Ferrazzano		RT	8	Neri Autosport		BEL Dallara F324 TOM'S TGE 33	9	7	2:12.097	2.105	0.435	190.8

Published at:.....

Track Temp: 13.5 °C Air Temp: 7.7 °C Humidity: 72 % Track Status: WET

**Race Director:**

Daniele Galbiati  
ACI DGAa 46766

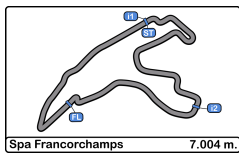
**Timekeeper:**

Luis Garcia  
JCR-2654-ESP/M



CIRCUIT DE SPA  
FRANCORCHAMPS





Spa Francorchamps  
Euroformula Open  
Qualifying  
Lap Analysis



**3** Javier Herrera Dallara F324 TOM'S TGE 33 **11** Alessandro Famularo Dallara F324 TOM'S TGE 33

RT							BVM Racing								
Lap	D	Time	Sector 1	Sector 2	Sector 3	T. Spd	Elapsed	Lap	D	Time	Sector 1	Sector 2	Sector 3	T. Spd	Elapsed
1		9:54:55.594	9:53:07.479	1:11.035	37.080	194.9	9:54:55.594	1		9:53:19.220	9:51:23.465	1:12.200	43.555	177.0	9:53:19.220
2		2:23.673	42.448	1:05.151	36.074	215.1	9:57:19.267	2		2:25.270	44.736	1:04.031	36.503	187.5	9:55:44.490
3		2:13.498	39.184	59.459	34.855	246.0	9:59:32.765	3		2:22.133	39.794	1:04.930	37.409	250.5	9:58:06.623
4		2:10.921	38.800	57.655	34.466	246.5	10:01:43.686	4		2:12.253	38.817	58.990	<b>34.446</b>	248.8	10:00:18.876
5		2:10.371	<b>38.625</b>	57.342	<b>34.404</b>	248.2	10:03:54.057	5		2:11.075	<b>38.538</b>	57.985	34.552	249.4	10:02:29.951
6		<b>2:10.190</b>	38.717	<b>57.063</b>	34.410	247.1	10:06:04.247	6		<b>2:10.711</b>	38.612	57.546	34.553	247.1	10:04:40.662
7		2:16.096	38.938	1:02.496	34.662	246.0	10:08:20.343	7		2:11.052	38.800	<b>57.427</b>	34.825	246.5	10:06:51.714
8		2:10.511	38.633	57.422	34.456	249.4	10:10:30.854	8		2:13.483	38.786	59.286	35.411	246.5	10:09:05.197
								9		2:11.351	38.736	57.752	34.863	246.0	10:11:16.548

**7** Wiktor Dobrzański Dallara F324 TOM'S TGE 33 **21** Rui-Heng Yeh Dallara F324 TOM'S TGE 33

RT							Team Motopark								
Lap	D	Time	Sector 1	Sector 2	Sector 3	T. Spd	Elapsed	Lap	D	Time	Sector 1	Sector 2	Sector 3	T. Spd	Elapsed
1		9:52:56.313 P	9:51:00.878	1:07.752	47.683	200.7	9:52:56.313	1		9:53:09.256 P	9:51:07.512	1:13.501	48.243	187.5	9:53:09.256
2		4:58.635 P	3:07.708	1:05.389	45.538	183.9	9:57:54.948	2		5:10.364 P	3:15.157	1:09.086	46.121	207.6	9:58:19.620
3		2:49.898	57.839	1:03.629	48.430	190.4	10:00:44.846	3		3:10.406	1:14.902	1:06.227	49.277	223.6	10:01:30.026
4		2:10.855	39.004	57.474	<b>34.377</b>	246.0	10:02:55.701	4		2:10.153	38.761	57.108	34.284	247.7	10:03:40.179
5		<b>2:10.403</b>	38.814	<b>57.000</b>	34.589	247.1	10:05:06.104	5		2:09.558	38.582	56.759	34.217	248.2	10:05:49.737
6		2:13.647	38.838	57.297	37.512	246.5	10:07:19.751	6		<b>2:09.405</b>	38.511	<b>56.678</b>	<b>34.216</b>	248.2	10:07:59.142
7		2:11.145	<b>38.673</b>	57.709	34.763	250.0	10:09:30.896	7		<del>2:10.813</del>	<b>38.482</b>	57.740	34.591	250.0	10:10:09.955
8		42.306	1:21.307			161.4									

**8** Alceu Feldmann Dallara F324 TOM'S TGE 33 **27** Jesse Carrasquedo Dallara F324 TOM'S TGE 33

RT							Team Motopark								
Lap	D	Time	Sector 1	Sector 2	Sector 3	T. Spd	Elapsed	Lap	D	Time	Sector 1	Sector 2	Sector 3	T. Spd	Elapsed
1		9:53:09.922	9:51:15.129	1:13.261	41.532	185.2	9:53:09.922	1		9:53:43.999 P	9:51:35.157	1:19.977	48.865	207.6	9:53:43.999
2		2:32.574	46.147	1:08.008	38.419	200.0	9:55:42.496	2		4:07.123 P	2:07.040	1:10.260	49.823	212.1	9:57:51.122
3		2:21.937	39.970	1:04.820	37.147	244.8	9:58:04.433	3		2:58.907	1:09.597	1:03.342	45.968	223.1	10:00:50.029
4		2:11.968	39.043	58.344	34.581	246.5	10:00:16.401	4		2:11.048	39.022	57.531	34.495	248.2	10:03:01.077
5		2:10.945	39.059	<b>57.203</b>	34.683	246.5	10:02:27.346	5		2:10.324	38.870	56.993	34.461	249.4	10:05:11.401
6		2:21.636	43.090	1:03.453	35.093	206.8	10:04:48.982	6		<b>2:09.580</b>	38.798	<b>56.410</b>	<b>34.372</b>	250.0	10:07:20.981
7		2:12.767	38.727	59.464	34.576	249.4	10:07:01.749	7		2:11.317	<b>38.653</b>	56.906	35.758	251.7	10:09:32.298
8		<b>2:10.373</b>	38.581	57.352	<b>34.440</b>	248.8	10:09:12.122	8			38.735	1:01.139		248.2	
9		2:17.134	<b>38.558</b>	1:00.543	38.033	249.4	10:11:29.256								

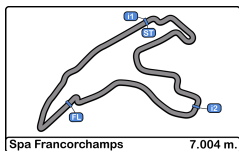
**9** Everett Stack Dallara F324 TOM'S TGE 33 **37** Filippo Fiorentino Dallara F324 TOM'S TGE 33

RT							DRIVEX								
Lap	D	Time	Sector 1	Sector 2	Sector 3	T. Spd	Elapsed	Lap	D	Time	Sector 1	Sector 2	Sector 3	T. Spd	Elapsed
1		9:52:59.863 P	9:51:01.888	1:08.703	49.272	210.5	9:52:59.863	1		9:53:16.434 P	9:51:11.481	1:13.261	51.692	190.4	9:53:16.434
2		5:35.293 P	3:37.152	1:06.617	51.524	230.7	9:58:35.156	2		4:46.572	3:00.585	1:08.375	37.612	207.6	9:58:03.006
3		2:52.290	56.968	1:06.939	48.383	206.8	10:01:27.446	3		2:20.900	41.388	1:04.360	35.152	225.4	10:00:23.906
4		2:10.823	38.985	57.358	34.480	246.5	10:03:38.269	4		2:14.836	38.789	58.978	37.069	248.8	10:02:38.742
5		<b>2:09.908</b>	38.746	<b>56.803</b>	<b>34.359</b>	247.7	10:05:48.177	5		2:11.331	38.757	57.709	34.865	248.8	10:04:50.073
6		2:09.963	<b>38.601</b>	56.884	34.478	247.7	10:07:58.140	6		<b>2:10.416</b>	<b>38.583</b>	<b>57.373</b>	<b>34.460</b>	251.1	10:07:00.489
7		2:12.815	38.781	59.221	34.813	246.0	10:10:10.955	7		2:19.493	39.810	1:04.533	35.150	170.3	10:09:19.982
								8		2:11.121	38.773	57.631	34.717	249.4	10:11:31.103

**10** Lorenzo Castillo Dallara F324 TOM'S TGE 33 **44** Diego de la Torre Dallara F324 TOM'S TGE 33

RT							Team Motopark								
Lap	D	Time	Sector 1	Sector 2	Sector 3	T. Spd	Elapsed	Lap	D	Time	Sector 1	Sector 2	Sector 3	T. Spd	Elapsed
1		9:56:09.823 P	9:54:05.892	1:12.237	51.694	191.1	9:56:09.823	1		9:53:48.743 P	9:51:32.153	1:22.017	54.573	183.3	9:53:48.743
2		2:56.749 P	1:00.001	1:05.687	51.061	163.3	9:59:06.572	2		4:42.302 P	2:43.739	1:09.148	49.415	202.2	9:58:31.045
3		2:32.319	53.998	1:01.659	36.662	215.1	10:01:38.891	3		2:54.016	59.796	1:07.462	46.758	182.7	10:01:25.061
4		2:12.777	39.277	58.495	35.005	244.3	10:03:51.668	4		2:10.983	39.188	57.132	34.663	245.4	10:03:36.044
5		2:15.172	41.839	58.570	<b>34.763</b>	209.7	10:06:06.840	5		2:10.312	39.157	56.675	<b>34.480</b>	246.0	10:05:46.356
6		<b>2:11.662</b>	<b>38.960</b>	<b>57.707</b>	34.995	246.5	10:08:18.502	6		<b>2:10.249</b>	<b>39.070</b>	<b>56.636</b>	34.543	244.8	10:07:56.605
7		2:15.441	39.045	57.863	38.533	244.8	10:10:33.943	7		2:16.323	43.498	57.390	35.435	242.1	10:10:12.928





Spa Francorchamps  
Euroformula Open  
Qualifying  
Lap Analysis



48

Genaro Trappa

Dallara F324 TOM'S TGE 33

RT

DRIVEX

Lap	D	Time	Sector 1	Sector 2	Sector 3	T. Spd	Elapsed
1		9:53:27.971 P	9:51:13.949	1:19.564	54.458	185.2	9:53:27.971
2		4:42.411	2:52.758	1:11.342	38.311	208.0	9:58:10.382
3		2:15.369	38.950	1:00.283	36.136	254.7	10:00:25.751
4		2:10.635	38.800	57.554	34.281	250.0	10:02:36.386
5		<b>2:10.489</b>	<b>38.574</b>	57.636	<b>34.279</b>	251.1	10:04:46.875
6		2:11.724	38.845	<b>57.025</b>	35.854	248.2	10:06:58.599
7		2:10.639	38.931	57.140	34.568	248.2	10:09:09.238
8		2:10.595	38.780	57.289	34.526	248.2	10:11:19.833

50

Jan Koller

Dallara F324 TOM'S TGE 33

RT

Team Motopark

Lap	D	Time	Sector 1	Sector 2	Sector 3	T. Spd	Elapsed
1		9:52:54.308 P	9:50:58.414	1:08.574	47.320	215.5	9:52:54.308
2		5:04.293 P	3:13.527	1:05.700	45.066	218.6	9:57:58.601
3		2:48.258	55.858	1:03.341	49.059	216.0	10:00:46.859
4		2:11.667	39.116	57.958	34.593	247.7	10:02:58.526
5		2:09.995	38.648	57.008	<b>34.339</b>	248.2	10:05:08.521
6		<b>2:09.992</b>	38.628	<b>57.002</b>	34.362	249.4	10:07:18.513
7		2:14.886	38.749	57.011	39.126	246.5	10:09:33.399
8		2:10.605	<b>38.612</b>	57.443	34.550	248.8	10:11:44.004

55

Divy Nandan

Dallara F324 TOM'S TGE 33

BVM Racing

Lap	D	Time	Sector 1	Sector 2	Sector 3	T. Spd	Elapsed
1		9:58:08.465	9:56:18.741	1:12.272	37.452	195.6	9:58:08.465
2		2:18.349	40.489	1:01.476	36.384	248.8	10:00:26.814
3		2:13.133	38.655	59.254	35.224	252.3	10:02:39.947
4		2:11.975	38.708	58.635	34.632	251.1	10:04:51.922
5		<b>2:11.392</b>	38.615	<b>58.318</b>	34.459	250.0	10:07:03.314
6		2:11.982	<b>38.505</b>	58.667	34.810	249.4	10:09:15.296
7		2:11.575	38.668	58.485	<b>34.422</b>	249.4	10:11:26.871

58

Aaron Ferrazzano

Dallara F324 TOM'S TGE 33

RT

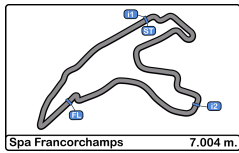
Neri Autosport

Lap	D	Time	Sector 1	Sector 2	Sector 3	T. Spd	Elapsed
1		9:53:18.229	9:51:15.804	1:18.246	44.179	171.1	9:53:18.229
2		2:27.203	44.691	1:06.560	35.952	138.2	9:55:45.432
3		2:22.004	40.837	1:04.336	36.831	246.0	9:58:07.436
4		2:14.461	39.505	59.973	34.983	249.4	10:00:21.897
5		2:12.871	39.133	58.848	34.890	247.1	10:02:34.768
6		2:12.603	39.097	<b>58.328</b>	35.178	246.0	10:04:47.371
7		<b>2:12.097</b>	<b>38.840</b>	58.444	<b>34.813</b>	250.5	10:06:59.468
8		2:12.106	38.847	58.354	34.905	249.4	10:09:11.574
9		2:13.691	39.057	59.748	34.886	248.2	10:11:25.265



CIRCUIT DE SPA  
FRANCORCHAMPS





**Spa Francorchamps**  
Euroformula Open  
Qualifying  
**Best Sectors Results**

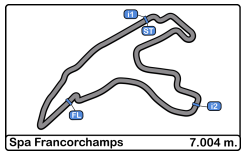


Sector - 1				Sector - 2				Sector - 3				Ideal Lap vs Best Lap				
Clas	Nº	Driver	Time	Nº	Driver	Time	Nº	Driver	Time	Clas	Nº	Driver	Ideal Lap	Best Lap	Clas	
1	21	Rui-Heng Yeh	38.482	27	Jesse Carrasquedo	56.410	21	Rui-Heng Yeh	34.216	1	21	Rui-Heng Yeh	2:09.376	2:09.405	1	
2	55	Divy Nandan	38.505	44	Diego de la Torre	56.636	48	Genaro Trappa	34.279	2	27	Jesse Carrasquedo	2:09.435	2:09.580	2	
3	11	Alessandro Famularo	38.538	21	Rui-Heng Yeh	56.678	50	Jan Koller	34.339	3	9	Everett Stack	2:09.763	2:09.908	3	
4	8	Alceu Feldmann	38.558	9	Everett Stack	56.803	9	Everett Stack	34.359	4	48	Genaro Trappa	2:09.878	2:10.489	10	
5	48	Genaro Trappa	38.574	7	Wiktor Dobrzański	57.000	27	Jesse Carrasquedo	34.372	5	50	Jan Koller	2:09.953	2:09.992	4	
6	37	Filippo Fiorentino	38.583	50	Jan Koller	57.002	7	Wiktor Dobrzański	34.377	6	7	Wiktor Dobrzański	2:10.050	2:10.403	8	
7	9	Everett Stack	38.601	48	Genaro Trappa	57.025	3	Javier Herrera	34.404	7	3	Javier Herrera	2:10.092	2:10.190	5	
8	50	Jan Koller	38.612	3	Javier Herrera	57.063	55	Divy Nandan	34.422	8	44	Diego de la Torre	2:10.186	2:10.249	6	
9	3	Javier Herrera	38.625	8	Alceu Feldmann	57.203	8	Alceu Feldmann	34.440	9	8	Alceu Feldmann	2:10.201	2:10.373	7	
10	27	Jesse Carrasquedo	38.653	37	Filippo Fiorentino	57.373	11	Alessandro Famularo	34.446	10	11	Alessandro Famularo	2:10.411	2:10.711	11	
11	7	Wiktor Dobrzański	38.673	11	Alessandro Famularo	57.427	37	Filippo Fiorentino	34.460	11	37	Filippo Fiorentino	2:10.416	2:10.416	9	
12	58	Aaron Ferrazzano	38.840	10	Lorenzo Castillo	57.707	44	Diego de la Torre	34.480	12	55	Divy Nandan	2:11.245	2:11.392	12	
13	10	Lorenzo Castillo	38.960	55	Divy Nandan	58.318	10	Lorenzo Castillo	34.763	13	10	Lorenzo Castillo	2:11.430	2:11.662	13	
14	44	Diego de la Torre	39.070	58	Aaron Ferrazzano	58.328	58	Aaron Ferrazzano	34.813	14	58	Aaron Ferrazzano	2:11.981	2:12.097	14	



CIRCUIT DE SPA  
FRANCORCHAMPS





**Spa Francorchamps**  
Euroformula Open  
Qualifying  
Best 5 Lap Times

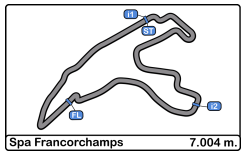


Cls	N°	Driver	Nat	Cat	Cls	Team	Nat	Vehicle	Best 1		Best 2		Best 3		Best 4		Best 5	
									Time	Lap	Time	Lap	Time	Lap	Time	Lap	Time	Lap
1	21	Rui-Heng Yeh				Team Motopark		Dallara F324 TOM'S TGE 33	2:09.405	6	2:09.558	5	2:10.153	4	3:10.406	3	5:10.364	2
2	27	Jesse Carrasquedo				Team Motopark		Dallara F324 TOM'S TGE 33	2:09.580	6	2:10.324	5	2:11.048	4	2:11.317	7	2:58.907	3
3	9	Everett Stack				Team Motopark		Dallara F324 TOM'S TGE 33	2:09.908	5	2:09.963	6	2:10.823	4	2:12.815	7	2:52.290	3
4	50	Jan Koller		RT	1	Team Motopark		Dallara F324 TOM'S TGE 33	2:09.992	6	2:09.995	5	2:10.605	8	2:11.667	4	2:14.886	7
5	3	Javier Herrera		RT	2	BVM Racing		Dallara F324 TOM'S TGE 33	2:10.190	6	2:10.371	5	2:10.511	8	2:10.921	4	2:13.498	3
6	44	Diego de la Torre				Team Motopark		Dallara F324 TOM'S TGE 33	2:10.249	6	2:10.312	5	2:10.983	4	2:16.323	7	2:54.016	3
7	8	Alceu Feldmann		RT	3	BVM Racing		Dallara F324 TOM'S TGE 33	2:10.373	8	2:10.945	5	2:11.968	4	2:12.767	7	2:17.134	9
8	7	Wiktor Dobrzański		RT	4	Team Motopark		Dallara F324 TOM'S TGE 33	2:10.403	5	2:10.855	4	2:11.145	7	2:13.647	6	2:49.898	3
9	37	Filippo Fiorentino		RT	5	DRIVEX		Dallara F324 TOM'S TGE 33	2:10.416	6	2:11.121	8	2:11.331	5	2:14.836	4	2:19.493	7
10	48	Genaro Trappa		RT	6	DRIVEX		Dallara F324 TOM'S TGE 33	2:10.489	5	2:10.595	8	2:10.635	4	2:10.639	7	2:11.724	6
11	11	Alessandro				BVM Racing		Dallara F324 TOM'S TGE 33	2:10.711	6	2:11.052	7	2:11.075	5	2:11.351	9	2:12.253	4
12	55	Divy Nandan				BVM Racing		Dallara F324 TOM'S TGE 33	2:11.392	5	2:11.575	7	2:11.975	4	2:11.982	6	2:13.133	3
13	10	Lorenzo Castillo		RT	7	Team Motopark		Dallara F324 TOM'S TGE 33	2:11.662	6	2:12.777	4	2:15.172	5	2:15.441	7	2:32.319	3
14	58	Aaron Ferrazzano		RT	8	Neri Autosport		Dallara F324 TOM'S TGE 33	2:12.097	7	2:12.106	8	2:12.603	6	2:12.871	5	2:13.691	9



CIRCUIT DE SPA  
FRANCORCHAMPS





Spa Francorchamps  
Euroformula Open  
Qualifying  
Best 5 Top Speeds



Clas	Nº	Driver	Nat	Cat	Cls	Team	Nat	Vehicle	Top 1		Top 2		Top 3		Top 4		Top 5		Avg
									Km/h	Lap	Km/h	Lap	Km/h	Lap	Km/h	Lap	Km/h	Lap	
1	48	Genaro Trappa	ARG	RT	1	DRIVEX	ESP	Dallara F324 TOM'S TGE 33	254.7	3	251.1	5	250.0	4	248.2	6	248.2	7	250.4
2	55	Divy Nandan	IND			BVM Racing	ITA	Dallara F324 TOM'S TGE 33	252.3	3	251.1	4	250.0	5	249.4	6	249.4	7	250.4
3	27	Jesse Carrasquedo	MEX			Team Motopark	DEU	Dallara F324 TOM'S TGE 33	251.7	7	250.0	6	249.4	5	248.2	4	248.2	8	249.5
4	37	Filippo Fiorentino	BRA	RT	2	DRIVEX	ESP	Dallara F324 TOM'S TGE 33	251.1	6	249.4	8	248.8	4	248.8	5	225.4	3	244.7
5	11	Alessandro Famularo	VEN			BVM Racing	ITA	Dallara F324 TOM'S TGE 33	250.5	3	249.4	5	248.8	4	247.1	6	246.5	7	248.5
6	58	Aaron Ferrazzano	BEL	RT	3	Neri Autosport	BEL	Dallara F324 TOM'S TGE 33	250.5	7	249.4	4	249.4	8	248.2	9	247.1	5	248.9
7	7	Wiktor Dobrzański	POL	RT	4	Team Motopark	DEU	Dallara F324 TOM'S TGE 33	250.0	7	247.1	5	246.5	6	246.0	4	200.7	1	238.0
8	21	Rui-Heng Yeh	TPE			Team Motopark	DEU	Dallara F324 TOM'S TGE 33	250.0	7	248.2	5	248.2	6	247.7	4	223.6	3	243.5
9	3	Javier Herrera	MEX	RT	5	BVM Racing	ITA	Dallara F324 TOM'S TGE 33	249.4	8	248.2	5	247.1	6	246.5	4	246.0	3	247.4
10	8	Alceu Feldmann	BRA	RT	6	BVM Racing	ITA	Dallara F324 TOM'S TGE 33	249.4	7	249.4	9	248.8	8	246.5	4	246.5	5	248.1
11	50	Jan Koller	CZE	RT	7	Team Motopark	DEU	Dallara F324 TOM'S TGE 33	249.4	6	248.8	8	248.2	5	247.7	4	246.5	7	248.1
12	9	Everett Stack	USA			Team Motopark	DEU	Dallara F324 TOM'S TGE 33	247.7	5	247.7	6	246.5	4	246.0	7	230.7	2	243.7
13	10	Lorenzo Castillo	MEX	RT	8	Team Motopark	DEU	Dallara F324 TOM'S TGE 33	246.5	6	244.8	7	244.3	4	215.1	3	209.7	5	232.1
14	44	Diego de la Torre	MEX			Team Motopark	DEU	Dallara F324 TOM'S TGE 33	246.0	5	245.4	4	244.8	6	242.1	7	202.2	2	236.1

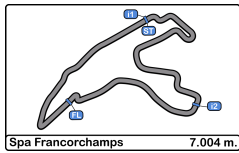


CIRCUIT DE SPA  
FRANCORCHAMPS



Royal Federation Española  
de Automovilismo





**Spa Francorchamps**  
**Euroformula Open**  
**Qualifying**  
**Fastest Laps Sequence**

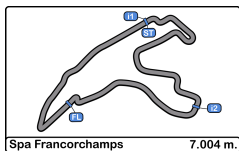


Lap	Time of Day	Session Time	Nº Driver	Nat	Cat	Team	Nat	Vehicle	Time	Km/h
2	9:55:42.496	5:42.496	8 Alceu Feldmann		RT	BVM Racing		Dallara F324 TOM'S TGE 33	<b>2:32.574</b>	165.2
2	9:55:44.490	5:44.490	11 Alessandro Famularo			BVM Racing		Dallara F324 TOM'S TGE 33	<b>2:25.270</b>	173.5
2	9:57:19.267	7:19.267	3 Javier Herrera		RT	BVM Racing		Dallara F324 TOM'S TGE 33	<b>2:23.673</b>	175.4
3	9:58:04.433	8:04.433	8 Alceu Feldmann		RT	BVM Racing		Dallara F324 TOM'S TGE 33	<b>2:21.937</b>	177.6
3	9:59:32.765	9:32.765	3 Javier Herrera		RT	BVM Racing		Dallara F324 TOM'S TGE 33	<b>2:13.498</b>	188.8
4	10:00:16.401	10:16.401	8 Alceu Feldmann		RT	BVM Racing		Dallara F324 TOM'S TGE 33	<b>2:11.968</b>	191.0
4	10:01:43.686	11:43.686	3 Javier Herrera		RT	BVM Racing		Dallara F324 TOM'S TGE 33	<b>2:10.921</b>	192.5
4	10:02:36.386	12:36.386	48 Genaro Trappa		RT	DRIVEX		Dallara F324 TOM'S TGE 33	<b>2:10.635</b>	193.0
4	10:03:40.179	13:40.179	21 Rui-Heng Yeh			Team Motopark		Dallara F324 TOM'S TGE 33	<b>2:10.153</b>	193.7
5	10:05:08.521	15:08.521	50 Jan Koller		RT	Team Motopark		Dallara F324 TOM'S TGE 33	<b>2:09.995</b>	193.9
5	10:05:48.177	15:48.177	9 Everett Stack			Team Motopark		Dallara F324 TOM'S TGE 33	<b>2:09.908</b>	194.0
5	10:05:49.737	15:49.737	21 Rui-Heng Yeh			Team Motopark		Dallara F324 TOM'S TGE 33	<b>2:09.558</b>	194.6
6	10:07:59.142	17:59.142	21 Rui-Heng Yeh			Team Motopark		Dallara F324 TOM'S TGE 33	<b>2:09.405</b>	194.8



CIRCUIT DE SPA  
FRANCORCHAMPS





**Spa Francorchamps**  
Euroformula Open  
Qualifying  
**Pit Stop Analysis**



**7** Wiktor Dobrzański Dallara F324 TOM'S TGE 33

RT Team Motopark

Nº	In Day Time	In Time	Out Time	Pit Time	T. Pit Time	Handicap	Diff.
1	9:52:50.309	9:52:50.309	9:55:22.308	2:31.999	2:31.999		
2	9:57:49.502	9:57:49.502	9:58:14.080	24.578	2:56.577		

**9** Everett Stack Dallara F324 TOM'S TGE 33

Team Motopark

Nº	In Day Time	In Time	Out Time	Pit Time	T. Pit Time	Handicap	Diff.
1	9:52:53.671	9:52:53.671	9:55:57.622	3:03.951	3:03.951		
2	9:58:28.920	9:58:28.920	9:58:56.845	27.925	3:31.876		

**10** Lorenzo Castillo Dallara F324 TOM'S TGE 33

RT Team Motopark

Nº	In Day Time	In Time	Out Time	Pit Time	T. Pit Time	Handicap	Diff.
1	9:56:03.526	9:56:03.526	9:56:29.426	25.900	25.900		
2	9:59:00.991	9:59:00.991	9:59:25.251	24.260	50.160		

**21** Rui-Heng Yeh Dallara F324 TOM'S TGE 33

Team Motopark

Nº	In Day Time	In Time	Out Time	Pit Time	T. Pit Time	Handicap	Diff.
1	9:53:03.085	9:53:03.085	9:55:44.230	2:41.145	2:41.145		
2	9:58:14.032	9:58:14.032	9:58:59.010	44.978	3:26.123		

**27** Jesse Carrasquedo Dallara F324 TOM'S TGE 33

Team Motopark

Nº	In Day Time	In Time	Out Time	Pit Time	T. Pit Time	Handicap	Diff.
1	9:53:38.594	9:53:38.594	9:55:10.076	1:31.482	1:31.482		
2	9:57:44.618	9:57:44.618	9:58:24.321	39.703	2:11.185		

**37** Filippo Fiorentino Dallara F324 TOM'S TGE 33

RT DRIVEX

Nº	In Day Time	In Time	Out Time	Pit Time	T. Pit Time	Handicap	Diff.
1	9:53:11.005	9:53:11.005	9:55:38.682	2:27.677	2:27.677		

**44** Diego de la Torre Dallara F324 TOM'S TGE 33

Team Motopark

Nº	In Day Time	In Time	Out Time	Pit Time	T. Pit Time	Handicap	Diff.
1	9:53:42.536	9:53:42.536	9:55:47.906	2:05.370	2:05.370		
2	9:58:25.169	9:58:25.169	9:58:51.561	26.392	2:31.762		

**48** Genaro Trappa Dallara F324 TOM'S TGE 33

RT DRIVEX

Nº	In Day Time	In Time	Out Time	Pit Time	T. Pit Time	Handicap	Diff.
1	9:53:21.354	9:53:21.354	9:55:40.873	2:19.519	2:19.519		

**50** Jan Koller Dallara F324 TOM'S TGE 33

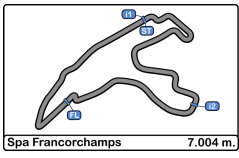
RT Team Motopark

Nº	In Day Time	In Time	Out Time	Pit Time	T. Pit Time	Handicap	Diff.
1	9:52:48.447	9:52:48.447	9:55:26.981	2:38.534	2:38.534		
2	9:57:52.867	9:57:52.867	9:58:19.257	26.390	3:04.924		



CIRCUIT DE SPA  
FRANCORCHAMPS





**Spa Francorchamps**  
**Euroformula Open**  
**Qualifying**  
**Weather Report**

