

Autodromo Int. do Algarve
Euroformula Open
Qualifying
Provisional Results



Clas	Nº	Driver	Nat	Cat	Clas	Team	Nat	Vehicle	Laps	Best	Time	Gap	Interval	Km/h
1	21	Rui-Heng Yeh	TPE			Team Motopark	DEU	Dallara F324 TOM'S TGE 33	12	9	1:35.283			175.8
2	44	Diego de la Torre	MEX			Team Motopark	DEU	Dallara F324 TOM'S TGE 33	12	9	1:35.663	0.380	0.380	175.1
3	9	Everett Stack	USA			Team Motopark	DEU	Dallara F324 TOM'S TGE 33	11	8	1:35.674	0.391	0.011	175.0
4	27	Jesse Carrasquedo	MEX			Team Motopark	DEU	Dallara F324 TOM'S TGE 33	11	9	1:35.728	0.445	0.054	174.9
5	10	Lorenzo Castillo	MEX	RT	1	Team Motopark	DEU	Dallara F324 TOM'S TGE 33	12	8	1:35.948	0.665	0.220	174.5
6	11	Alessandro Famularo	VEN			BVM Racing	ITA	Dallara F324 TOM'S TGE 33	11	9	1:35.968	0.685	0.020	174.5
7	7	Wiktor Dobrzański	POL	RT	2	Team Motopark	DEU	Dallara F324 TOM'S TGE 33	12	9	1:36.090	0.807	0.122	174.3
8	50	Jan Koller	CZE	RT	3	Team Motopark	DEU	Dallara F324 TOM'S TGE 33	12	11	1:36.121	0.838	0.031	174.2
9	55	Divy Nandan	IND			BVM Racing	ITA	Dallara F324 TOM'S TGE 33	11	9	1:36.138	0.855	0.017	174.2
10	3	Javier Herrera	MEX	RT	4	BVM Racing	ITA	Dallara F324 TOM'S TGE 33	11	4	1:36.599	1.316	0.461	173.4
11	58	Aaron Ferrazzano	BEL	RT	5	Aaron Ferrazzano by Neri Autosport	BEL	Dallara F324 TOM'S TGE 33	10	7	1:37.137	1.854	0.538	172.4

Published at:.....

Track Temp: 18.9 °C Air Temp: 21.9 °C Humidity: 36 % Track Status: DRY

Race Director:

Alessandro Ferrari

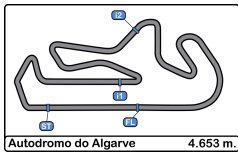
ACI DGA 392080

Timekeeper:

Luis Garcia

JOB-2654-ESP/M





The Stewards, having received a report from Race Director, have considered the following matter and determine the following:

Session Qualifying
Fact The cars below did not use the track at the turns listed below

Infringement Breach of Appendix L Chapter IV Article 2 c) of the FIA International Sporting Code and Article 19.4/19.5 of the Sporting Regulations.

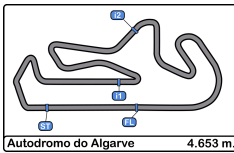
Decision Deletion of the lap times shown in accordance with Article 12.4.1.e of the FIA International Sporting Code.

Note

- Certain decisions of the Stewards are subject to appeal (Article 15 of the FIA International Sporting Code).
- These penalties are not subject to appeal Article.12.3.4 of the FIA International Sporting Code and Article 16.5 of the Sporting Regulations.
- According to Article.12.3.3.b of the FIA International Sporting Code these decisions become immediately binding even in case of an appeal.

Ord	Turn	Nº Driver	Entrant/Team	Time of Day	Lap Time
1	1	3 Javier Herrera	BVM Racing	9:35:34.783	1:37.172
2	1	27 Jesse Carrasquedo	Team Motopark	9:35:40.216	1:37.404
3	1	55 Divy Nandan	BVM Racing	9:35:48.997	1:37.536
4	5	3 Javier Herrera	BVM Racing	9:38:47.831	1:36.449
5	1	50 Jan Koller	Team Motopark	9:39:20.850	1:44.975
6	1	55 Divy Nandan	BVM Racing	9:45:39.332	4:52.654
7	1	50 Jan Koller	Team Motopark	9:45:43.592	1:39.624
8	1	3 Javier Herrera	BVM Racing	9:47:10.893	1:36.190

The Stewards:



Autodromo Int. do Algarve
Euroformula Open
Qualifying



Provisional Results by Category

Clas	Nº	Driver	Nat	Cat	Clas	Team	Nat	Vehicle	Laps	Best	Time	Gap	Interval	Km/h
1	21	Rui-Heng Yeh				Team Motopark		Dallara F324 TOM'S TGE 33	12	9	1:35.283			175.8
2	44	Diego de la Torre				Team Motopark		Dallara F324 TOM'S TGE 33	12	9	1:35.663	0.380	0.380	175.1
3	9	Everett Stack				Team Motopark		Dallara F324 TOM'S TGE 33	11	8	1:35.674	0.391	0.011	175.0
4	27	Jesse Carrasquedo				Team Motopark		Dallara F324 TOM'S TGE 33	11	9	1:35.728	0.445	0.054	174.9
5	11	Alessandro Famularo				BVM Racing		Dallara F324 TOM'S TGE 33	11	9	1:35.968	0.685	0.240	174.5
6	55	Divy Nandan				BVM Racing		Dallara F324 TOM'S TGE 33	11	9	1:36.138	0.855	0.170	174.2

RT

Clas	Nº	Driver	Nat	Cat	Clas	Team	Nat	Vehicle	Laps	Best	Time	Gap	Interval	Km/h
1	10	Lorenzo Castillo		RT	1	Team Motopark		Dallara F324 TOM'S TGE 33	12	8	1:35.948			174.5
2	7	Wiktor Dobrzański		RT	2	Team Motopark		Dallara F324 TOM'S TGE 33	12	9	1:36.090	0.142	0.142	174.3
3	50	Jan Koller		RT	3	Team Motopark		Dallara F324 TOM'S TGE 33	12	11	1:36.121	0.173	0.031	174.2
4	3	Javier Herrera		RT	4	BVM Racing		Dallara F324 TOM'S TGE 33	11	4	1:36.599	0.651	0.478	173.4
5	58	Aaron Ferrazzano		RT	5	Aaron Ferrazzano by Neri Autosport		Dallara F324 TOM'S TGE 33	10	7	1:37.137	1.189	0.538	172.4

Published at:.....

Track Temp: 18.9 °C Air Temp: 21.9 °C Humidity: 36 % Track Status: DRY

Race Director:

Alessandro Ferrari

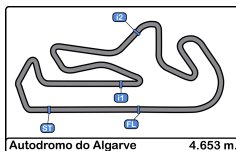
ACI DGA 392080

Timekeeper:

Luis Garcia

JOB-2654-ESP/M





Autodromo Int. do Algarve
Euroformula Open
Qualifying
Lap Analysis



3 Javier Herrera Dallara F324 TOM'S TGE 33 **10** Lorenzo Castillo Dallara F324 TOM'S TGE 33

RT							BVM Racing		RT		Team Motopark				
Lap	D	Time	Sector 1	Sector 2	Sector 3	T. Spd	Elapsed	Lap	D	Time	Sector 1	Sector 2	Sector 3	T. Spd	Elapsed
1		9:32:15.330	9:30:57.871	37.313	40.146		9:32:15.330	1		9:32:19.703	9:31:02.740	36.546	40.417		9:32:19.703
2		1:42.281	34.119	32.524	35.638	235.2	9:33:57.611	2		1:58.102	34.931	33.044	50.127	195.2	9:34:17.805
3		1:37.472	31.053	30.737	35.382	242.1	9:35:34.783	3		1:37.096	31.172	30.732	35.192	244.3	9:35:54.901
4		1:36.599	30.959	30.611	35.029	242.6	9:37:11.382	4		1:36.817	31.106	30.599	35.112	246.5	9:37:31.718
5		1:36.449	30.790	30.562	35.097	244.3	9:38:47.831	5		1:43.857 P	30.839	30.526	42.492	247.7	9:39:15.575
6		1:44.484 P	30.957	31.663	41.864	244.3	9:40:32.315	6		3:10.369	2:01.487	32.721	36.161		9:42:25.944
7		3:16.239	1:56.478	38.262	41.499		9:43:48.554	7		1:45.501	32.633	32.397	40.471	222.2	9:44:11.445
8		1:46.149	34.932	35.449	35.768	241.6	9:45:34.703	8		1:35.948	30.652	30.388	34.908	246.5	9:45:47.393
9		1:36.490	30.680	30.356	35.154	244.8	9:47:10.893	9		1:36.006	30.630	30.359	35.017	247.1	9:47:23.399
10		1:37.646	30.769	30.329	36.548	244.8	9:48:48.539	10		1:46.097	35.836	35.079	35.182	247.7	9:49:09.496
11		1:55.333 P	33.630	36.537	45.166	244.3	9:50:43.872	11		1:36.519	30.785	30.478	35.256	246.0	9:50:46.015
								12		2:09.082 P	34.239	37.859	56.984	247.1	9:52:55.097

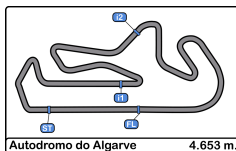
7 Wiktor Dobrzański Dallara F324 TOM'S TGE 33 **11** Alessandro Famularo Dallara F324 TOM'S TGE 33

RT							Team Motopark		BVM Racing		Team Motopark				
Lap	D	Time	Sector 1	Sector 2	Sector 3	T. Spd	Elapsed	Lap	D	Time	Sector 1	Sector 2	Sector 3	T. Spd	Elapsed
1		9:32:18.019	9:31:01.119	36.496	40.404		9:32:18.019	1		9:32:16.483	9:30:59.411	36.865	40.207		9:32:16.483
2		1:55.970	35.515	33.348	47.107	189.4	9:34:13.989	2		1:52.614	34.047	34.125	44.442	235.2	9:34:09.097
3		1:38.803	32.382	31.192	35.229	245.4	9:35:52.792	3		1:37.229	31.182	30.800	35.247	243.7	9:35:46.326
4		1:36.402	30.797	30.696	34.909	246.5	9:37:29.194	4		1:36.631	30.818	30.651	35.162	247.1	9:37:22.957
5		1:44.579 P	30.736	31.706	42.137	247.7	9:39:13.773	5		1:44.846 P	30.903	30.574	43.369	246.5	9:39:07.803
6		3:04.102	1:52.332	34.278	37.492		9:42:17.875	6		3:12.105	2:00.916	33.800	37.389		9:42:19.908
7		1:41.309	33.765	32.235	35.309	201.8	9:43:59.184	7		1:45.360	32.812	31.694	40.854	240.5	9:44:05.268
8		1:36.639	30.860	30.821	34.958	246.0	9:45:35.823	8		1:36.425	30.885	30.450	35.090	246.5	9:45:41.693
9		1:36.090	30.714	30.413	34.963	248.2	9:47:11.913	9		1:35.968	30.687	30.273	35.008	246.5	9:47:17.661
10		1:43.752	32.188	35.729	35.835	248.8	9:48:55.665	10		1:35.986	30.641	30.243	35.102	246.5	9:48:53.647
11		1:40.235	30.653	30.991	38.591	247.1	9:50:35.900	11		1:48.388 P	30.753	30.958	46.677	247.1	9:50:42.035
12		2:01.923 P	34.728	36.665	50.530	228.8	9:52:37.823								

9 Everett Stack Dallara F324 TOM'S TGE 33 **21** Rui-Heng Yeh Dallara F324 TOM'S TGE 33

Team Motopark							Team Motopark		Team Motopark						
Lap	D	Time	Sector 1	Sector 2	Sector 3	T. Spd	Elapsed	Lap	D	Time	Sector 1	Sector 2	Sector 3	T. Spd	Elapsed
1		9:32:18.806	9:31:01.603	36.292	40.911		9:32:18.806	1		9:32:18.160	9:31:03.143	35.314	39.703		9:32:18.160
2		1:48.561	34.317	32.415	41.829	204.1	9:34:07.367	2		1:47.290	33.771	33.157	40.362	226.4	9:34:05.450
3		1:36.875	31.208	30.552	35.115	243.7	9:35:44.242	3		1:37.095	30.945	30.801	35.349	243.2	9:35:42.545
4		1:36.449	30.877	30.488	35.084	246.0	9:37:20.691	4		1:36.645	30.887	30.544	35.214	244.3	9:37:19.190
5		1:42.578 P	30.761	30.657	41.160	246.5	9:39:03.269	5		1:42.614 P	30.838	30.384	41.392	245.4	9:39:01.804
6		2:55.314	1:47.601	32.024	35.689		9:41:58.583	6		3:02.881	1:54.202	32.463	36.216		9:42:04.685
7		1:41.114	35.009	30.956	35.149	168.7	9:43:39.697	7		1:41.725	34.903	31.411	35.411	212.5	9:43:46.410
8		1:35.674	30.564	30.245	34.865	243.7	9:45:15.371	8		1:35.484	30.624	30.109	34.751	244.3	9:45:21.894
9		1:36.259	30.585	30.220	35.454	245.4	9:46:51.630	9		1:35.283	30.419	30.152	34.712	245.4	9:46:57.177
10		1:50.568	38.966	35.993	35.609	213.8	9:48:42.198	10		1:47.987	36.777	36.011	35.199	246.5	9:48:45.164
11		1:52.154 P	30.787	36.410	44.957	243.7	9:50:34.352	11		1:35.834	30.634	30.115	35.085	246.0	9:50:20.998
								12		2:31.007 P	41.760	45.340	1:03.907	246.0	9:52:52.005





Autodromo Int. do Algarve
Euroformula Open
Qualifying
Lap Analysis



27

Jesse Carrasquedo

Dallara F324 TOM'S TGE 33 **55**

Divy Nandan

Dallara F324 TOM'S TGE 33

Team Motopark

BVM Racing

Lap	D	Time	Sector 1	Sector 2	Sector 3	T. Spd	Elapsed	Lap	D	Time	Sector 1	Sector 2	Sector 3	T. Spd	Elapsed
1		9:32:17.098	9:31:03.058	35.067	38.973		9:32:17.098	1		9:32:17.089	9:31:00.678	36.537	39.874		9:32:17.089
2		1:45.714	33.989	32.999	38.726	228.3	9:34:02.812	2		1:54.372	34.503	33.994	45.875	222.6	9:34:11.461
3		1:37.404	31.070	31.096	35.238	242.1	9:35:40.216	3		1:37.536	31.258	30.784	35.494	243.7	9:35:48.997
4		1:36.557	30.970	30.643	34.944	243.2	9:37:16.773	4		1:37.000	31.015	30.771	35.214	246.5	9:37:25.997
5		1:41.090 P	30.826	30.424	39.840	244.8	9:38:57.863	5		1:38.310	31.648	31.270	35.392	247.1	9:39:04.307
6		3:14.103	2:04.221	33.222	36.660		9:42:11.966	6		1:42.371 P	30.927	30.766	40.678	245.4	9:40:46.678
7		1:41.984	33.103	32.357	36.524	222.2	9:43:53.950	7		1:52.654	3:38.278	37.624	36.752		9:45:39.332
8		1:36.008	30.827	30.328	34.853	243.7	9:45:29.958	8		1:45.948	33.705	33.091	39.152	238.4	9:47:25.280
9		1:35.728	30.546	30.253	34.929	244.3	9:47:05.686	9		1:36.138	30.831	30.332	34.975	245.4	9:49:01.418
10		1:46.757	36.921	33.859	35.977	246.0	9:48:52.443	10		1:36.504	30.772	30.489	35.243	246.5	9:50:37.922
11		1:45.493 P	30.602	30.357	44.534	245.4	9:50:37.936	11		2:21.866 P	38.326	39.436	1:04.104	199.6	9:52:59.788

44

Diego de la Torre

Dallara F324 TOM'S TGE 33 **58**

Aaron Ferrazzano

Dallara F324 TOM'S TGE 33

Team Motopark

RT

Aaron Ferrazzano by Neri

Lap	D	Time	Sector 1	Sector 2	Sector 3	T. Spd	Elapsed	Lap	D	Time	Sector 1	Sector 2	Sector 3	T. Spd	Elapsed
1		9:32:22.910	9:31:08.938	35.029	38.943		9:32:22.910	1		9:37:38.586	9:36:13.214	42.643	42.729		9:37:38.586
2		1:49.529	35.448	33.641	40.440	203.7	9:34:12.439	2		1:50.993	38.651	34.744	37.598	210.9	9:39:29.579
3		1:44.588	34.089	33.498	37.001	211.7	9:35:57.027	3		1:40.635	32.895	31.928	35.812	230.2	9:41:10.214
4		1:36.309	30.776	30.438	35.095	246.5	9:37:33.336	4		1:37.682	31.343	30.784	35.555	238.4	9:42:47.896
5		1:43.541 P	30.586	30.515	42.440	247.1	9:39:16.877	5		1:37.485	31.262	30.830	35.393	238.9	9:44:25.381
6		2:57.936	1:47.692	33.413	36.831		9:42:14.813	6		1:37.239	31.118	30.599	35.522	240.5	9:46:02.620
7		1:40.866	33.536	31.736	35.594	211.3	9:43:55.679	7		1:37.137	31.178	30.680	35.279	241.6	9:47:39.757
8		1:36.468	30.454	30.928	35.086	247.1	9:45:32.147	8		1:37.356	31.191	30.749	35.416	241.6	9:49:17.113
9		1:35.663	30.558	30.290	34.815	245.4	9:47:07.810	9		1:37.576	31.256	30.720	35.600	242.1	9:50:54.689
10		1:42.804	32.732	33.912	36.160	246.5	9:48:50.614	10		2:08.694 P	39.335	37.131	52.228	223.1	9:53:03.383
11		1:35.761	30.597	30.295	34.869	246.5	9:50:26.375								
12		2:08.906 P	36.428	39.319	53.159	246.0	9:52:35.281								

50


Jan Koller

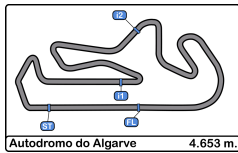
Dallara F324 TOM'S TGE 33

RT

Team Motopark

Lap	D	Time	Sector 1	Sector 2	Sector 3	T. Spd	Elapsed
1		9:32:23.042	9:31:09.568	35.068	38.406		9:32:23.042
2		1:57.943	33.521	32.193	52.229	226.4	9:34:20.985
3		1:37.993	31.402	30.890	35.701	243.2	9:35:58.978
4		1:36.897	31.023	30.460	35.414	245.4	9:37:35.875
5		1:44.975 P	31.141	30.704	43.130	246.5	9:39:20.850
6		3:03.291	1:54.757	32.419	36.115		9:42:24.141
7		1:39.827	32.123	31.494	36.210	232.7	9:44:03.968
8		1:39.624	33.038	31.080	35.506	240.0	9:45:43.592
9		1:36.323	30.909	30.369	35.045	246.0	9:47:19.915
10		1:52.299	37.080	39.855	35.364	246.0	9:49:12.214
11		1:36.121	30.770	30.358	34.993	246.5	9:50:48.335
12		2:09.526 P	34.204	36.452	58.870	246.5	9:52:57.861



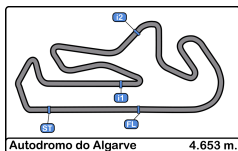


Autodromo Int. do Algarve
Euroformula Open
Qualifying
Best Sectors Results



Sector - 1				Sector - 2				Sector - 3				Ideal Lap vs Best Lap			
Clas	Nº	Driver	Time	Nº	Driver	Time	Nº	Driver	Time	Clas	Nº	Driver	Ideal Lap	Best Lap	Clas
1	21	Rui-Heng Yeh	30.419	21	Rui-Heng Yeh	30.109	21	Rui-Heng Yeh	34.712	1	21	Rui-Heng Yeh	1:35.240	1:35.283	1
2	44	Diego de la Torre	30.454	9	Everett Stack	30.220	44	Diego de la Torre	34.815	2	44	Diego de la Torre	1:35.559	1:35.663	2
3	27	Jesse Carrasquedo	30.546	11	Alessandro Famularo	30.243	27	Jesse Carrasquedo	34.853	3	9	Everett Stack	1:35.649	1:35.674	3
4	9	Everett Stack	30.564	27	Jesse Carrasquedo	30.253	9	Everett Stack	34.865	4	27	Jesse Carrasquedo	1:35.652	1:35.728	4
5	10	Lorenzo Castillo	30.630	44	Diego de la Torre	30.290	10	Lorenzo Castillo	34.908	5	11	Alessandro Famularo	1:35.892	1:35.968	6
6	11	Alessandro Famularo	30.641	3	Javier Herrera	30.329	7	Wiktor Dobrzański	34.909	6	10	Lorenzo Castillo	1:35.897	1:35.948	5
7	7	Wiktor Dobrzański	30.653	55	Divy Nandan	30.332	55	Divy Nandan	34.975	7	7	Wiktor Dobrzański	1:35.975	1:36.090	7
8	3	Javier Herrera	30.680	50	Jan Koller	30.358	50	Jan Koller	34.993	8	3	Javier Herrera	1:36.038	1:36.599	10
9	50	Jan Koller	30.770	10	Lorenzo Castillo	30.359	11	Alessandro Famularo	35.008	9	55	Divy Nandan	1:36.079	1:36.138	9
10	55	Divy Nandan	30.772	7	Wiktor Dobrzański	30.413	3	Javier Herrera	35.029	10	50	Jan Koller	1:36.121	1:36.121	8
11	58	Aaron Ferrazzano	31.118	58	Aaron Ferrazzano	30.599	58	Aaron Ferrazzano	35.279	11	58	Aaron Ferrazzano	1:36.996	1:37.137	11





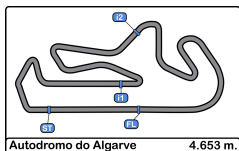
Autodromo Int. do Algarve
Euroformula Open
Qualifying
Best 5 Lap Times



Autodromo do Algarve 4.653 m.

Cls	Nº	Driver	Nat	Cat	Cls	Team	Nat	Vehicle	Best 1		Best 2		Best 3		Best 4		Best 5	
									Time	Lap	Time	Lap	Time	Lap	Time	Lap	Time	Lap
1	21	Rui-Heng Yeh				Team Motopark		Dallara F324 TOM'S TGE 33	1:35.283	9	1:35.484	8	1:35.834	11	1:36.645	4	1:37.095	3
2	44	Diego de la Torre				Team Motopark		Dallara F324 TOM'S TGE 33	1:35.663	9	1:35.761	11	1:36.309	4	1:36.468	8	1:40.866	7
3	9	Everett Stack				Team Motopark		Dallara F324 TOM'S TGE 33	1:35.674	8	1:36.259	9	1:36.449	4	1:36.875	3	1:41.114	7
4	27	Jesse Carrasquedo				Team Motopark		Dallara F324 TOM'S TGE 33	1:35.728	9	1:36.008	8	1:36.557	4	1:41.090	5	1:41.984	7
5	10	Lorenzo Castillo		RT	1	Team Motopark		Dallara F324 TOM'S TGE 33	1:35.948	8	1:36.006	9	1:36.519	11	1:36.817	4	1:37.096	3
6	11	Alessandro				BVM Racing		Dallara F324 TOM'S TGE 33	1:35.968	9	1:35.986	10	1:36.425	8	1:36.631	4	1:37.229	3
7	7	Wiktor Dobrzański		RT	2	Team Motopark		Dallara F324 TOM'S TGE 33	1:36.090	9	1:36.402	4	1:36.639	8	1:38.803	3	1:40.235	11
8	50	Jan Koller		RT	3	Team Motopark		Dallara F324 TOM'S TGE 33	1:36.121	11	1:36.323	9	1:36.897	4	1:37.993	3	1:39.827	7
9	55	Divy Nandan				BVM Racing		Dallara F324 TOM'S TGE 33	1:36.138	9	1:36.504	10	1:37.000	4	1:38.310	5	1:42.371	6
10	3	Javier Herrera		RT	4	BVM Racing		Dallara F324 TOM'S TGE 33	1:36.599	4	1:37.646	10	1:42.281	2	1:44.484	6	1:46.149	8
11	58	Aaron Ferrazzano		RT	5	Aaron Ferrazzano by Neri Autosport		Dallara F324 TOM'S TGE 33	1:37.137	7	1:37.239	6	1:37.356	8	1:37.485	5	1:37.576	9



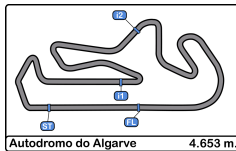


Autodromo Int. do Algarve
Euroformula Open
Qualifying
Best 5 Top Speeds



Clas	Nº	Driver	Nat	Cat	Cls	Team	Nat	Vehicle	Top 1		Top 2		Top 3		Top 4		Top 5		Avg	
									Km/h	Lap	Km/h	Lap	Km/h	Lap	Km/h	Lap	Km/h	Lap		
1	7	Wiktór Dobrzański		PO	RT	1	Team Motopark		Dallara F324 TOM'S TGE 33	248.8	10	248.2	9	247.7	5	247.1	11	246.5	4	247.7
2	10	Lorenzo Castillo		MEX	RT	2	Team Motopark		Dallara F324 TOM'S TGE 33	247.7	5	247.7	10	247.1	9	247.1	12	246.5	4	247.2
3	11	Alessandro Famularo		USA			BVM Racing		Dallara F324 TOM'S TGE 33	247.1	4	247.1	11	246.5	5	246.5	8	246.5	9	246.8
4	44	Diego de la Torre		MEX			Team Motopark		Dallara F324 TOM'S TGE 33	247.1	5	247.1	8	246.5	4	246.5	10	246.5	11	246.8
5	55	Divy Nandan		IND			BVM Racing		Dallara F324 TOM'S TGE 33	247.1	5	246.5	4	246.5	10	245.4	6	245.4	9	246.2
6	9	Everett Stack		USA			Team Motopark		Dallara F324 TOM'S TGE 33	246.5	5	246.0	4	245.4	9	243.7	3	243.7	8	245.1
7	21	Rui-Heng Yeh		TPE			Team Motopark		Dallara F324 TOM'S TGE 33	246.5	10	246.0	11	246.0	12	245.4	5	245.4	9	245.9
8	50	Jan Koller		CZE	RT	3	Team Motopark		Dallara F324 TOM'S TGE 33	246.5	5	246.5	11	246.5	12	246.0	9	246.0	10	246.3
9	27	Jesse Carrasquedo		MEX			Team Motopark		Dallara F324 TOM'S TGE 33	246.0	10	245.4	11	244.8	5	244.3	9	243.7	8	244.9
10	3	Javier Herrera		MEX	RT	4	BVM Racing		Dallara F324 TOM'S TGE 33	244.8	9	244.8	10	244.3	5	244.3	6	244.3	11	244.5
11	58	Aaron Ferrazzano		BEL	RT	5	Aaron Ferrazzano by Neri Autosport		Dallara F324 TOM'S TGE 33	242.1	9	241.6	7	241.6	8	240.5	6	238.9	5	240.9



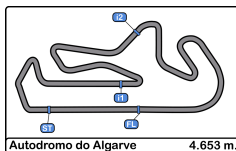


Autodromo Int. do Algarve
Euroformula Open
Qualifying
Fastest Laps Sequence



Lap	Time of Day	Session Time	Nº Driver	Nat	Cat	Team	Nat	Vehicle	Time	Km/h
2	9:33:57.611	3:57.611	3 Javier Herrera	MEX	RT	BVM Racing	ITA	Dallara F324 TOM'S TGE 33	1:42.281	163.7
3	9:35:42.545	5:42.545	21 Rui-Heng Yeh	TPE		Team Motopark	DEU	Dallara F324 TOM'S TGE 33	1:37.095	172.5
3	9:35:44.242	5:44.242	9 Everett Stack	USA		Team Motopark	DEU	Dallara F324 TOM'S TGE 33	1:36.875	172.9
4	9:37:11.382	7:11.382	3 Javier Herrera	MEX	RT	BVM Racing	ITA	Dallara F324 TOM'S TGE 33	1:36.599	173.4
4	9:37:16.773	7:16.773	27 Jesse Carrasquedo	MEX		Team Motopark	DEU	Dallara F324 TOM'S TGE 33	1:36.557	173.4
4	9:37:20.691	7:20.691	9 Everett Stack	USA		Team Motopark	DEU	Dallara F324 TOM'S TGE 33	1:36.449	173.6
4	9:37:29.194	7:29.194	7 Wiktor Dobrzański	POL	RT	Team Motopark	DEU	Dallara F324 TOM'S TGE 33	1:36.402	173.7
4	9:37:33.336	7:33.336	44 Diego de la Torre	MEX		Team Motopark	DEU	Dallara F324 TOM'S TGE 33	1:36.309	173.9
8	9:45:15.371	15:15.371	9 Everett Stack	USA		Team Motopark	DEU	Dallara F324 TOM'S TGE 33	1:35.674	175.0
8	9:45:21.894	15:21.894	21 Rui-Heng Yeh	TPE		Team Motopark	DEU	Dallara F324 TOM'S TGE 33	1:35.484	175.4
9	9:46:57.177	16:57.177	21 Rui-Heng Yeh	TPE		Team Motopark	DEU	Dallara F324 TOM'S TGE 33	1:35.283	175.8





Autodromo Int. do Algarve
Euroformula Open
Qualifying
Pit Stop Analysis



3 Javier Herrera Dallara F324 TOM'S TGE 33

RT BVM Racing

Nº	In Day Time	In Time	Out Time	Pit Time	T. Pit Time	Handicap	Diff.
1	9:40:28.011	9:40:28.011	9:41:53.702	1:25.691	1:25.691		

7 Wiktor Dobrzański Dallara F324 TOM'S TGE 33

RT Team Motopark

Nº	In Day Time	In Time	Out Time	Pit Time	T. Pit Time	Handicap	Diff.
1	9:39:09.511	9:39:09.511	9:40:33.060	1:23.549	1:23.549		

9 Everett Stack Dallara F324 TOM'S TGE 33

Team Motopark

Nº	In Day Time	In Time	Out Time	Pit Time	T. Pit Time	Handicap	Diff.
1	9:38:58.967	9:38:58.967	9:40:18.737	1:19.770	1:19.770		

10 Lorenzo Castillo Dallara F324 TOM'S TGE 33

RT Team Motopark

Nº	In Day Time	In Time	Out Time	Pit Time	T. Pit Time	Handicap	Diff.
1	9:39:11.149	9:39:11.149	9:40:45.394	1:34.245	1:34.245		

11 Alessandro Famularo Dallara F324 TOM'S TGE 33

BVM Racing

Nº	In Day Time	In Time	Out Time	Pit Time	T. Pit Time	Handicap	Diff.
1	9:39:03.602	9:39:03.602	9:40:34.593	1:30.991	1:30.991		

21 Rui-Heng Yeh Dallara F324 TOM'S TGE 33

Team Motopark

Nº	In Day Time	In Time	Out Time	Pit Time	T. Pit Time	Handicap	Diff.
1	9:38:57.192	9:38:57.192	9:40:23.781	1:26.589	1:26.589		

27 Jesse Carrasquedo Dallara F324 TOM'S TGE 33

Team Motopark

Nº	In Day Time	In Time	Out Time	Pit Time	T. Pit Time	Handicap	Diff.
1	9:38:53.785	9:38:53.785	9:40:28.119	1:34.334	1:34.334		

44 Diego de la Torre Dallara F324 TOM'S TGE 33

Team Motopark

Nº	In Day Time	In Time	Out Time	Pit Time	T. Pit Time	Handicap	Diff.
1	9:39:12.641	9:39:12.641	9:40:31.621	1:18.980	1:18.980		

50 Jan Koller Dallara F324 TOM'S TGE 33

RT Team Motopark

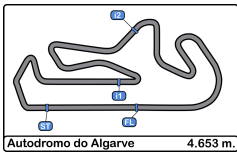
Nº	In Day Time	In Time	Out Time	Pit Time	T. Pit Time	Handicap	Diff.
1	9:39:16.045	9:39:16.045	9:40:43.522	1:27.477	1:27.477		

55 Divy Nandan Dallara F324 TOM'S TGE 33

BVM Racing

Nº	In Day Time	In Time	Out Time	Pit Time	T. Pit Time	Handicap	Diff.
1	9:40:42.229	9:40:42.229	9:43:46.150	3:03.921	3:03.921		

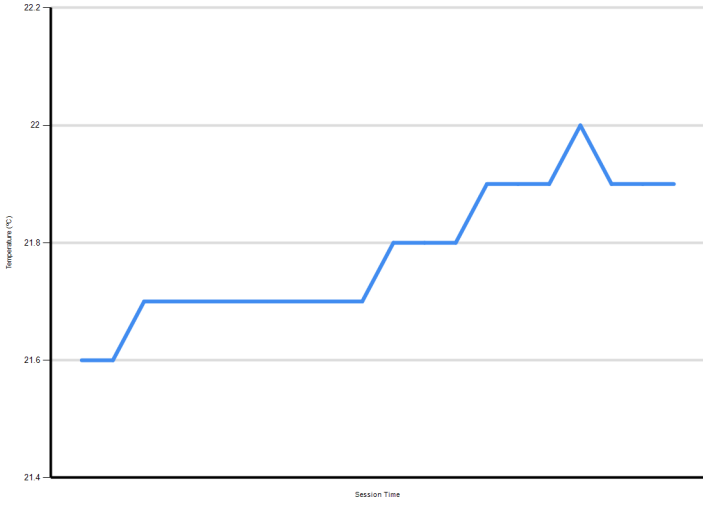




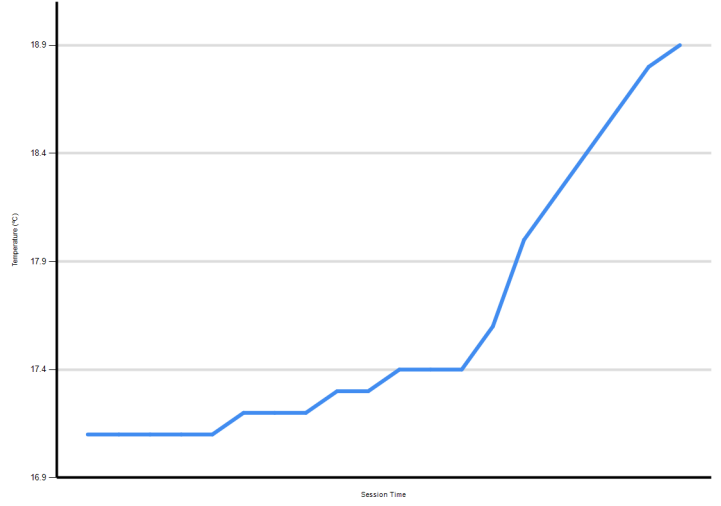
Autodromo Int. do Algarve
Euroformula Open
Qualifying
Weather Report



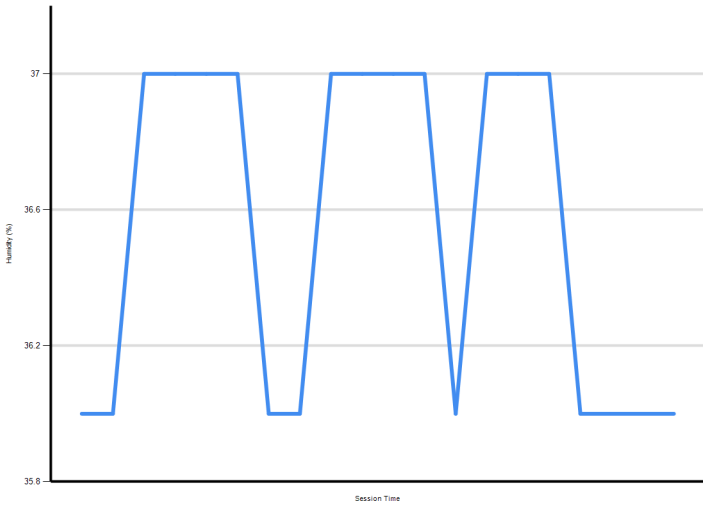
Air Temperature



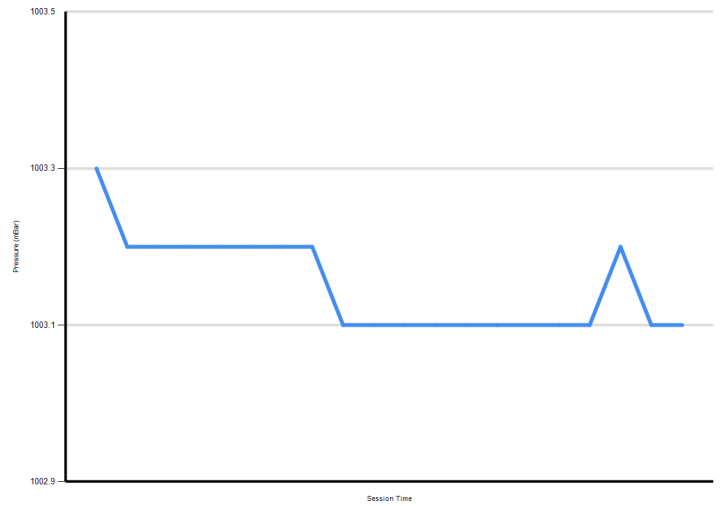
Track Temperature



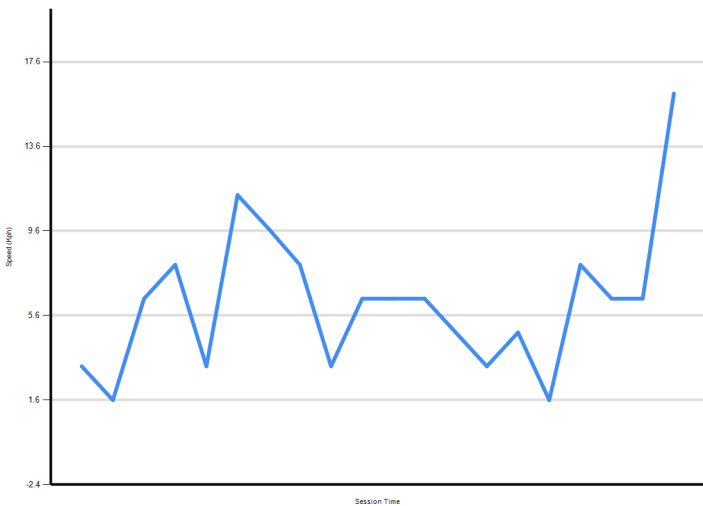
Humidity



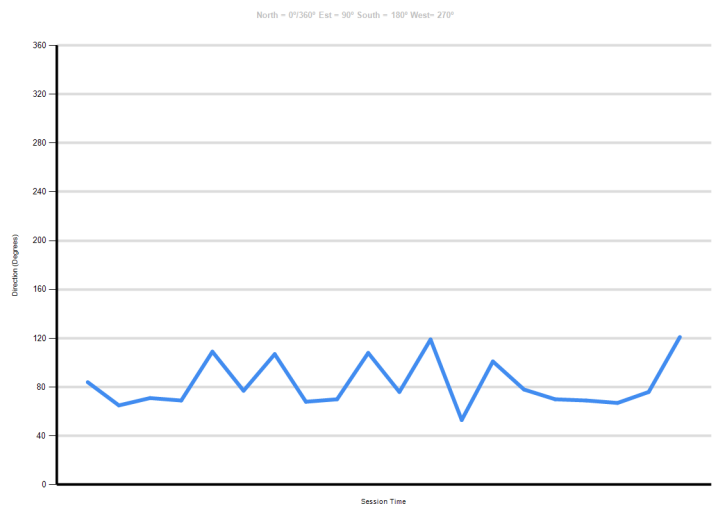
Pressure



Wind Speed



Wind direction



North = 0°/360° East = 90° South = 180° West = 270°

