

Hungaroring
Euroformula Open
Private test - 2
Provisional Results



Clas	Nº	Driver	Nat	Cat	Clas	Team	Nat	Vehicle	Laps	Best	Time	Gap	Interval	Km/h
1	21	Rui-Heng Yeh				Team Motopark		Dallara F324 TOM'S TGE 33	25	16	1:35.408			165.3
2	3	Javier Herrera		RT	1	BVM Racing		Dallara F324 TOM'S TGE 33	27	13	1:35.518	0.110	0.110	165.1
3	44	Diego de la Torre				Team Motopark		Dallara F324 TOM'S TGE 33	28	20	1:35.680	0.272	0.162	164.8
4	11	Alessandro Famularo				BVM Racing		Dallara F324 TOM'S TGE 33	23	20	1:35.960	0.552	0.280	164.3
5	27	Jesse Carrasquedo				Team Motopark		Dallara F324 TOM'S TGE 33	20	18	1:35.965	0.557	0.005	164.3
6	50	Jan Koller		RT	2	Team Motopark		Dallara F324 TOM'S TGE 33	20	19	1:35.989	0.581	0.024	164.3
7	7	Wiktor Dobrzański		RT	3	Team Motopark		Dallara F324 TOM'S TGE 33	24	23	1:36.559	1.151	0.570	163.3
8	55	Divy Nandan				BVM Racing		Dallara F324 TOM'S TGE 33	26	20	1:36.639	1.231	0.080	163.2
9	9	Everett Stack				Team Motopark		Dallara F324 TOM'S TGE 33	22	10	1:37.038	1.630	0.399	162.5
10	58	Aaron Ferrazzano		RT	4	Neri Autosport		Dallara F324 TOM'S TGE 33	25	16	1:37.153	1.745	0.115	162.3
11	1	Marcelo Hahn		RT	5	BVM Racing		Dallara F324 TOM'S TGE 33	24	22	1:37.232	1.824	0.079	162.2
12	10	Lorenzo Castillo		RT	6	Team Motopark		Dallara F324 TOM'S TGE 33	23	14	1:37.554	2.146	0.322	161.6

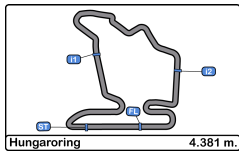
Published at:.....

Track Temp: **42.0 °C** Air Temp: **29.7 °C** Humidity: **44 %** Track Status: **DRY**

Race Director:

Timekeeper:





Hungaroring
Euroformula Open
Private test - 2



Provisional Results by Category

RT														
Clas	Nº	Driver	Nat	Cat	Clas	Team	Nat	Vehicle	Laps	Best	Time	Gap	Interval	Km/h
1	3	Javier Herrera	MEX	RT	1	BVM Racing	ITA	Dallara F324 TOM'S TGE 33	27	13	1:35.518			165.1
2	50	Jan Koller	CZE	RT	2	Team Motopark	DEU	Dallara F324 TOM'S TGE 33	20	19	1:35.989	0.471	0.471	164.3
3	7	Wiktor Dobrzański	POL	RT	3	Team Motopark	DEU	Dallara F324 TOM'S TGE 33	24	23	1:36.559	1.041	0.570	163.3
4	58	Aaron Ferrazzano	BEL	RT	4	Neri Autosport	BEL	Dallara F324 TOM'S TGE 33	25	16	1:37.153	1.635	0.594	162.3
5	1	Marcelo Hahn	BRA	RT	5	BVM Racing	ITA	Dallara F324 TOM'S TGE 33	24	22	1:37.232	1.714	0.079	162.2
6	10	Lorenzo Castillo	MEX	RT	6	Team Motopark	DEU	Dallara F324 TOM'S TGE 33	23	14	1:37.554	2.036	0.322	161.6

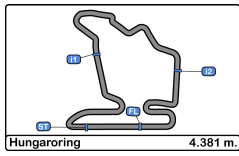
Published at:.....

Track Temp: 42.0 °C Air Temp: 29.7 °C Humidity: 44 % Track Status: DRY

Race Director:

Timekeeper:





Hungaroring
Euroformula Open
Private test - 2
Lap Analysis



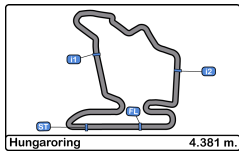
1 Marcelo Hahn Dallara F324 TOM'S TGE 33 **7** Wiktor Dobrzański Dallara F324 TOM'S TGE 33

BVM Racing							Team Motopark						
RT							RT						
Lap D	Time	Sector 1	Sector 2	Sector 3	T. Spd	Elapsed	Lap D	Time	Sector 1	Sector 2	Sector 3	T. Spd	Elapsed
1	15:38:02.445	15:36:48.517	43.260	30.668		15:38:02.445	1	15:37:26.743	15:36:10.769	42.682	33.292		15:37:26.743
2	1:49.631	41.180	39.139	29.312	171.4	15:39:52.076	2	1:53.916	40.945	42.658	30.313	210.5	15:39:20.659
3	1:45.449	38.918	37.428	29.103	173.0	15:41:37.525	3	1:38.704	36.108	35.333	27.263	221.7	15:40:59.363
4	2:06.431 P	42.930	42.335	41.166	183.9	15:43:43.956	4	1:37.845	35.718	34.989	27.138	223.1	15:42:37.208
5	6:35.044	5:27.402	39.161	28.481		15:50:19.000	5	1:52.321	42.988	41.770	27.563	222.2	15:44:29.529
6	1:38.720	36.334	35.359	27.027	219.5	15:51:57.720	6	1:37.498	35.446	34.926	27.126	224.0	15:46:07.027
7	1:37.598	35.612	34.996	26.990	223.6	15:53:35.318	7	1:51.464 P	40.401	37.376	33.687	219.5	15:47:58.491
8	1:37.598	35.823	34.845	26.930	222.2	15:55:12.916	8	4:01.451 P	2:52.429	35.745	33.277		15:51:59.942
9	1:39.366	35.927	36.132	27.307	220.4	15:56:52.282	9	4:31.471	3:21.697	39.995	29.779		15:56:31.413
10	1:50.424	35.817	35.081	39.526	221.7	15:58:42.706	10	1:54.469	39.562	46.654	28.253	211.7	15:58:25.882
11	1:57.012 P	40.220	37.949	38.843	206.8	16:00:39.718	11	1:36.971	35.512	34.807	26.652	221.7	16:00:02.853
12	9:08.054	8:04.580	36.100	27.374		16:09:47.772	12	1:53.299	42.085	43.162	28.052	221.7	16:01:56.152
13	1:42.081	36.130	36.443	29.508	219.5	16:11:29.853	13	1:47.601 P	35.926	38.778	32.897	222.6	16:03:43.753
14	1:49.840 P	36.008	38.189	35.643	219.9	16:13:19.693	14	2:54.491	1:50.602	36.340	27.549		16:06:38.244
15	6:44.188	5:39.724	37.192	27.272		16:20:03.881	15	1:47.109 P	35.516	34.901	36.692	221.3	16:08:25.353
16	1:40.380	36.442	35.105	28.833	218.1	16:21:44.261	16	8:09.221	6:59.023	39.040	31.158		16:16:34.574
17	1:37.266	35.822	34.406	27.038	219.5	16:23:21.527	17	1:44.027	38.790	37.434	27.803		16:18:18.601
18	1:37.667	35.828	34.651	27.188	219.9	16:24:59.194	18	1:38.896	35.499	34.893	28.504		16:19:57.497
19	1:37.519	35.808	34.774	26.937	219.9	16:26:36.713	19	1:51.308 P	35.598	36.360	39.350		16:21:48.805
20	1:55.921 P	36.382	38.548	40.991	219.0	16:28:32.634	20	6:54.067	5:43.823	39.466	30.778		16:28:42.872
21	3:15.306	2:05.472	40.063	29.771		16:31:47.940	21	1:43.886	38.268	38.152	27.466	210.1	16:30:26.758
22	1:37.232	35.718	34.462	27.052	219.5	16:33:25.172	22	1:36.560	35.338	34.440	26.782	219.0	16:32:03.318
23	1:37.319	35.582	34.645	27.092	218.6	16:35:02.491	23	1:36.559	35.305	34.481	26.773	219.0	16:33:39.877
24	2:04.721 P	42.128	41.734	40.859	216.8	16:37:07.212	24	1:46.087 P	35.447	34.910	35.730	221.7	16:35:25.964

3 Javier Herrera Dallara F324 TOM'S TGE 33 **9** Everett Stack Dallara F324 TOM'S TGE 33

BVM Racing							Team Motopark						
RT							RT						
Lap D	Time	Sector 1	Sector 2	Sector 3	T. Spd	Elapsed	Lap D	Time	Sector 1	Sector 2	Sector 3	T. Spd	Elapsed
1	15:37:05.460	15:35:53.111	42.594	29.755		15:37:05.460	1	15:37:37.094 P	15:36:12.590	41.429	43.075		15:37:37.094
2	1:43.676	37.125	37.376	29.175	214.2	15:38:49.136	2	2:33.095	1:21.078	43.270	28.747		15:40:10.189
3	1:39.849	35.479	36.129	28.241	221.7	15:40:28.985	3	1:52.426 P	37.280	41.597	33.549	215.5	15:42:02.615
4	1:43.222	37.922	37.950	27.350	222.2	15:42:12.207	4	2:47.625	1:21.203	50.179	36.243		15:44:50.240
5	1:36.892	35.281	34.014	27.597	223.6	15:43:49.099	5	1:52.882 P	39.677	38.945	34.260	216.4	15:46:43.122
6	1:36.212	35.263	34.136	26.813	224.0	15:45:25.311	6	2:57.809 P	1:37.996	44.570	35.243		15:49:40.931
7	1:45.550 P	35.934	37.415	32.201	225.0	15:47:10.861	7	4:39.073	3:33.068	37.418	28.587		15:54:20.004
8	7:41.681	6:31.694	41.129	28.858		15:54:52.542	8	1:40.318	37.704	35.573	27.041	211.7	15:56:00.322
9	1:42.412	37.501	37.747	27.164	217.7	15:56:34.954	9	1:38.129	35.639	35.643	26.847	221.7	15:57:38.451
10	1:42.302	35.444	39.452	27.406	221.7	15:58:17.256	10	1:37.038	35.387	34.781	26.870	222.2	15:59:15.489
11	1:35.637	35.169	33.946	26.522	222.6	15:59:52.893	11	1:45.833 P	35.525	36.833	33.475	221.3	16:01:01.322
12	1:42.053	36.796	38.257	27.000	221.3	16:01:34.946	12	8:13.807	7:07.912	37.498	28.397		16:09:15.129
13	1:35.518	35.115	33.823	26.580	223.1	16:03:10.464	13	1:40.892	37.406	35.964	27.522	213.0	16:10:56.021
14	1:48.279 P	38.299	37.948	32.032	221.3	16:04:58.743	14	1:42.106	35.225	34.167	32.714	221.7	16:12:38.127
15	9:39.591 P	8:24.665	40.494	34.432		16:14:38.334	15	1:50.901	43.663	38.958	28.280	207.6	16:14:29.028
16	2:58.037 P	1:46.126	39.360	32.551		16:17:36.371	16	1:55.818 P	35.849	44.835	35.134	219.9	16:16:24.846
17	2:58.244	1:55.812	35.662	26.770		16:20:34.615	17	12:37.282	11:29.210	38.836	29.236		16:29:02.128
18	1:37.951	36.448	34.765	26.738	220.8	16:22:12.566	18	1:43.944	38.833	37.347	27.764	201.8	16:30:46.072
19	1:36.441	35.503	34.333	26.605	220.4	16:23:49.007	19	1:52.795	35.724	42.197	34.874	219.9	16:32:38.867
20	1:37.033	35.556	34.636	26.841	221.3	16:25:26.040	20	1:37.440	35.554	34.396	27.490	219.0	16:34:16.307
21	1:38.307	35.639	35.318	27.350	220.4	16:27:04.347	21	1:37.061	35.849	34.519	26.693	215.1	16:35:53.368
22	1:36.944	35.689	34.555	26.700	221.7	16:28:41.291	22	1:43.318 P	35.380	34.577	33.361	221.3	16:37:36.686
23	1:39.761	37.283	35.598	26.880	222.6	16:30:21.052							
24	1:39.564	35.653	34.972	28.939	221.3	16:32:00.616							
25	1:38.542	36.353	35.243	26.946	217.3	16:33:39.158							
26	1:37.237	35.587	34.714	26.936	219.9	16:35:16.395							
27	1:43.309 P	35.931	35.609	31.769	220.8	16:36:59.704							





Hungaroring
Euroformula Open
Private test - 2
Lap Analysis



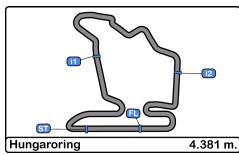
10 Lorenzo Castillo Dallara F324 TOM'S TGE 33 **21** Rui-Heng Yeh Dallara F324 TOM'S TGE 33

RT							Team Motopark							Team Motopark										
Lap	D	Time	Sector 1	Sector 2	Sector 3	T. Spd	Elapsed	Lap	D	Time	Sector 1	Sector 2	Sector 3	T. Spd	Elapsed	Lap	D	Time	Sector 1	Sector 2	Sector 3	T. Spd	Elapsed	
1		15:37:47.525	P 15:36:16.422	40.080	51.023		15:37:47.525	1		15:37:21.111	15:36:08.750	41.997	30.364		15:37:21.111									
2		2:50.107	1:42.446	38.346	29.315		15:40:37.632	2		1:52.705	39.802	41.709	31.194	212.5	15:39:13.816									
3		1:51.535	P 36.737	36.693	38.105	220.8	15:42:29.167	3		1:49.909	41.256	39.849	28.804	195.2	15:41:03.725									
4		2:16.540	1:11.530	36.798	28.212		15:44:45.707	4		1:38.101	35.400	35.004	27.697	222.6	15:42:41.826									
5		1:50.214	P 35.766	35.742	38.706	222.6	15:46:35.921	5		1:36.936	35.498	34.736	26.702	224.0	15:44:18.762									
6		2:14.974	1:12.086	35.692	27.196		15:48:50.895	6		1:47.590	P 35.495	35.191	36.904	223.6	15:46:06.352									
7		1:54.221	P 35.746	38.030	40.445	221.3	15:50:45.116	7		5:38.929	4:18.947	47.516	32.466		15:51:45.281									
8		5:12.413	4:04.831	38.977	28.605		15:55:57.529	8		1:55.056	41.182	44.180	29.694	214.2	15:53:40.337									
9		1:44.248	39.914	36.806	27.528	188.4	15:57:41.777	9		1:43.632	38.726	37.706	27.200	206.8	15:55:23.969									
10		1:37.918	35.611	35.438	26.869	221.7	15:59:19.695	10		1:36.037	35.406	34.231	26.400	221.3	15:57:00.006									
11		2:00.102	P 39.347	40.536	40.219	221.3	16:01:19.797	11		1:41.952	35.351	34.566	32.035	223.1	15:58:41.958									
12		8:18.161	7:08.958	40.578	28.625		16:09:37.958	12		1:51.304	P 39.378	35.945	35.981	180.9	16:00:33.262									
13		1:43.140	37.477	37.239	28.424	197.0	16:11:21.098	13		6:00.989	4:42.741	45.846	32.402		16:06:34.251									
14		1:37.554	35.565	35.086	26.903	220.8	16:12:58.652	14		1:55.163	42.699	41.848	30.616	204.9	16:08:29.414									
15		1:44.511	35.605	35.422	33.484	220.4	16:14:43.163	15		1:44.938	39.333	38.381	27.224	201.4	16:10:14.352									
16		1:56.357	P 39.603	39.264	37.490	215.1	16:16:39.520	16		1:35.408	35.209	33.972	26.227	223.6	16:11:49.760									
17		9:12.445	8:03.663	39.327	29.455		16:25:51.965	17		1:44.283	P 35.139	35.507	33.637		16:13:34.043									
18		1:43.193	39.039	36.770	27.384	173.3	16:27:35.158	18		8:10.288	6:50.669	47.077	32.542		16:21:44.331									
19		1:51.315	39.030	41.296	30.989	219.0	16:29:26.473	19		1:56.034	42.130	43.510	30.394		16:23:40.365									
20		1:56.614	35.669	44.141	36.804	219.5	16:31:23.087	20		1:44.372	39.216	37.932	27.224		16:25:24.737									
21		1:51.896	41.808	42.150	27.938	214.2	16:33:14.983	21		1:37.168	35.905	34.719	26.544		16:27:01.905									
22		1:38.232	35.693	35.344	27.195	217.7	16:34:53.215	22		1:50.572	42.357	40.524	27.691	178.2	16:28:52.477									
23		1:50.739	P 35.562	36.600	38.577	219.9	16:36:43.954	23		1:36.298	35.220	34.529	26.549		16:30:28.775									

11 Alessandro Famularo Dallara F324 TOM'S TGE 33 **27** Jesse Carrasquedo Dallara F324 TOM'S TGE 33

BVM Racing							Team Motopark								
Lap	D	Time	Sector 1	Sector 2	Sector 3	T. Spd	Elapsed	Lap	D	Time	Sector 1	Sector 2	Sector 3	T. Spd	Elapsed
1		15:37:07.410	15:35:55.123	43.388	28.899		15:37:07.410								
2		1:44.054	36.877	38.180	28.997	222.2	15:38:51.464								
3		1:39.612	35.324	35.950	28.338	221.3	15:40:31.076	1		15:37:22.442	15:36:09.678	42.264	30.500		15:37:22.442
4		1:45.068	35.424	42.394	27.250	222.6	15:42:16.144	2		1:53.950	40.236	41.406	32.308	205.7	15:39:16.392
5		1:37.004	35.324	34.634	27.046	222.6	15:43:53.148	3		1:38.392	35.952	35.330	27.110	222.2	15:40:54.784
6		1:37.483	35.465	34.828	27.190	223.6	15:45:30.631	4		1:36.999	35.475	34.716	26.808	223.6	15:42:31.783
7		1:45.984	P 35.424	34.530	36.030	220.8	15:47:16.615	5		1:56.202	41.235	46.309	28.658	223.6	15:44:27.985
8		7:39.087	6:29.150	40.674	29.263		15:54:55.702	6		1:59.677	P 35.442	44.684	39.551	223.1	15:46:27.662
9		1:42.689	36.593	38.619	27.477	219.9	15:56:38.391	7		9:42.047	8:26.359	44.533	31.155		15:56:09.709
10		1:41.390	35.299	39.114	26.977	220.8	15:58:19.781	8		1:49.558	40.187	40.371	29.000	206.1	15:57:59.267
11		1:36.153	35.293	34.323	26.537	220.8	15:59:55.934	9		1:42.822	37.628	37.575	27.619	220.4	15:59:42.089
12		1:43.006	37.257	38.715	27.034	221.7	16:01:38.940	10		1:36.715	35.537	34.614	26.564	220.8	16:01:18.804
13		1:36.034	35.098	34.208	26.728	223.1	16:03:14.974	11		1:36.191	35.268	34.375	26.548	222.2	16:02:54.995
14		1:49.894	41.781	40.445	27.668	221.7	16:05:04.868	12		1:58.737	P 35.594	43.682	39.461	221.7	16:04:53.732
15		1:44.429	P 35.163	34.667	34.599	221.7	16:06:49.297	13		14:39.350	13:28.881	40.337	30.132		16:19:33.082
16		10:19.127	9:08.155	41.924	29.048		16:17:08.424	14		1:44.337	38.375	37.693	28.269	204.1	16:21:17.419
17		1:44.658	38.309	38.098	28.251	219.0	16:18:53.082	15		1:38.530	35.938	35.213	27.379	219.9	16:22:55.949
18		1:36.533	35.461	34.445	26.627	220.4	16:20:29.615	16		1:41.589	35.287	37.010	29.292	221.7	16:24:37.538
19		1:50.209	41.920	41.096	27.193	221.3	16:22:19.824	17		1:45.345	35.491	41.670	28.184	221.7	16:26:22.883
20		1:35.960	35.253	34.154	26.553	220.8	16:23:55.784	18		1:35.965	35.374	34.203	26.388	220.4	16:27:58.848
21		1:36.263	35.382	34.103	26.778	221.3	16:25:32.047	19		1:53.912	P 35.168	40.463	38.281	223.1	16:29:52.760
22		2:07.129	50.866	43.771	32.492	146.1	16:27:39.176	20		5:07.653	P 3:56.037	39.502	32.114		16:35:00.413
23		1:53.816	P 37.446	37.547	38.823	221.3	16:29:32.992								





Hungaroring
Euroformula Open
Private test - 2
Lap Analysis



44

Diego de la Torre

Dallara F324 TOM'S TGE 33 55

Divy Nandan

Dallara F324 TOM'S TGE 33

Team Motopark

BVM Racing

Lap	D	Time	Sector 1	Sector 2	Sector 3	T. Spd	Elapsed	Lap	D	Time	Sector 1	Sector 2	Sector 3	T. Spd	Elapsed
1		15:37:24.902	15:36:10.370	42.165	32.367		15:37:24.902	1		15:37:00.325	15:35:52.314	37.062	30.949		15:37:00.325
2		1:53.487	41.145	41.015	31.327	192.5	15:39:18.389	2		1:46.178	37.327	38.961	29.890	220.8	15:38:46.503
3		1:48.460	40.734	39.488	28.238	183.9	15:41:06.849	3		1:38.720	36.508	34.828	27.384	219.5	15:40:25.223
4		1:46.193	35.401	37.187	33.605	223.1	15:42:53.042	4		1:40.402	35.994	34.978	29.430	224.5	15:42:05.625
5		1:49.145	35.507	39.632	34.006	222.2	15:44:42.187	5		1:37.817	35.314	35.430	27.073	224.0	15:43:43.442
6		1:39.280	35.488	34.695	29.097	223.1	15:46:21.467	6		1:36.913	35.429	34.677	26.807	224.5	15:45:20.355
7		1:57.596	43.435	41.879	32.282	188.1	15:48:19.063	7		1:43.425 P	36.172	35.989	31.264	225.0	15:47:03.780
8		1:37.866	35.623	34.607	27.636	220.4	15:49:56.929	8		8:25.987	7:16.915	40.980	28.092		15:55:29.767
9		1:46.790 P	35.706	36.025	35.059	220.8	15:51:43.719	9		1:43.390	37.454	38.431	27.505	220.4	15:57:13.157
10		4:15.056 P	3:02.749	36.422	35.885		15:55:58.775	10		1:36.730	35.447	34.534	26.749	222.2	15:58:49.887
11		4:09.170	3:00.931	39.669	28.570		16:00:07.945	11		1:37.771	35.395	35.797	26.579	223.1	16:00:27.658
12		1:45.939	38.385	37.864	29.690	200.3	16:01:53.884	12		1:41.742	35.215	39.073	27.454	223.6	16:02:09.400
13		1:51.577	40.720	38.108	32.749	185.2	16:03:45.461	13		1:36.983	35.353	34.667	26.963	222.6	16:03:46.383
14		1:40.711	35.914	36.265	28.532	220.8	16:05:26.172	14		1:50.406	44.294	39.219	26.893	224.5	16:05:36.789
15		1:36.709	35.274	34.745	26.690	222.2	16:07:02.881	15		1:38.258	35.213		2:05.151	224.0	16:07:15.047
16		1:51.769 P	42.151	37.075	32.543	221.3	16:08:54.650	16		1:42.994 P	35.915	36.248	30.831	217.7	16:08:58.041
17		2:27.804 P	1:13.621	36.510	37.673		16:11:22.454	17		10:28.116	9:20.201	39.438	28.477		16:19:26.157
18		7:14.050	6:06.230	39.327	28.493		16:18:36.504	18		1:41.272	37.088	35.777	28.407	219.0	16:21:07.429
19		1:46.589	39.617	38.589	28.383	191.4	16:20:23.093	19		1:38.022	35.379	35.600	27.043	221.3	16:22:45.451
20		1:35.680	35.226	33.960	26.494		16:21:58.773	20		1:36.639	35.275	34.509	26.855	222.2	16:24:22.090
21		1:37.010	35.379	34.274	27.357	219.9	16:23:35.783	21		1:36.807	35.059		2:03.662	223.1	16:25:58.897
22		1:42.477 P	35.832	35.198	31.447		16:25:18.260	22		1:47.620	42.562	37.509	27.549	220.4	16:27:46.517
23		2:58.325	1:51.858	38.290	28.177		16:28:16.585	23		1:43.620	35.281	34.705	33.634	223.6	16:29:30.137
24		1:44.575	38.887	37.416	28.272	187.1	16:30:01.160	24		1:41.427	36.027	37.251	28.149	222.6	16:31:11.564
25		1:43.596	36.470	38.050	29.076	219.5	16:31:44.756	25		1:40.477	35.465		2:08.626	221.3	16:32:52.041
26		1:36.015	35.327	34.251	26.437	220.8	16:33:20.771	26		1:49.113 P	35.866	42.028	31.219	220.8	16:34:41.154
27		1:35.744	35.285	34.046	26.413	219.5	16:34:56.515								
28		1:49.304 P	35.406	35.910	37.988	220.4	16:36:45.819								

58

Aaron Ferrazzano

Dallara F324 TOM'S TGE 33

RT

Neri Autosport

50

Jan Koller

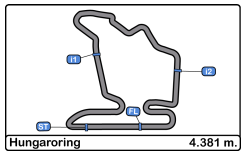
Dallara F324 TOM'S TGE 33

RT

Team Motopark

Lap	D	Time	Sector 1	Sector 2	Sector 3	T. Spd	Elapsed	Lap	D	Time	Sector 1	Sector 2	Sector 3	T. Spd	Elapsed
1		15:37:02.510 P	15:35:47.459	39.220	35.831		15:37:02.510	1		15:37:02.510 P	15:35:47.459	39.220	35.831		15:37:02.510
2		2:35.487 P	1:23.855	38.289	33.343		15:39:37.997	2		2:35.487 P	1:23.855	38.289	33.343		15:39:37.997
3		2:17.065	1:12.021	36.762	28.282		15:41:55.062	3		2:17.065	1:12.021	36.762	28.282		15:41:55.062
4		1:39.340	36.247	35.831	27.262	222.2	15:43:34.402	4		1:39.340	36.247	35.831	27.262	222.2	15:43:34.402
5		1:38.909	35.788	35.893	27.228	223.1	15:45:13.311	5		1:38.909	35.788	35.893	27.228	223.1	15:45:13.311
6		1:38.464	35.725	35.674	27.065	224.5	15:46:51.775	6		1:38.464	35.725	35.674	27.065	224.5	15:46:51.775
7		1:38.196	35.653	35.432	27.111	223.6	15:48:29.971	7		1:38.196	35.653	35.432	27.111	223.6	15:48:29.971
8		1:46.864	38.515	40.040	28.309	222.2	15:50:16.835	8		1:46.864	38.515	40.040	28.309	222.2	15:50:16.835
9		1:38.463	35.719	35.642	27.102	223.1	15:51:55.298	9		1:38.463	35.719	35.642	27.102	223.1	15:51:55.298
10		1:44.816 P	35.646	36.631	32.539	225.0	15:53:40.114	10		1:44.816 P	35.646	36.631	32.539	225.0	15:53:40.114
11		16:00.388	14:42.877	45.525	31.986		16:09:40.502	11		16:00.388	14:42.877	45.525	31.986		16:09:40.502
12		1:51.632	39.823	38.833	32.976	180.0	16:11:32.134	12		1:51.632	39.823	38.833	32.976	180.0	16:11:32.134
13		1:43.173	38.049	37.966	27.158	220.4	16:13:15.307	13		1:43.173	38.049	37.966	27.158	220.4	16:13:15.307
14		12:12.892	11:05.015	39.008	28.869		16:15:08.999	14		12:12.892	11:05.015	39.008	28.869		16:15:08.999
15		1:43.610	38.284	37.171	28.155		16:16:52.609	15		1:37.595	35.390	35.309	26.896		16:16:31.024
16		1:36.378	35.280	34.108	26.990		16:18:28.987	16		1:37.153	35.310	34.948	26.895		16:18:08.177
17		1:47.667	35.468	39.878	32.321		16:20:16.654	17		1:51.263	37.197	42.291	31.775		16:19:59.440
18		1:45.952 P	35.445	36.751	33.756		16:22:02.606	18		1:37.439	35.466	35.008	26.965		16:21:36.879
19		8:12.241	7:06.807	37.650	27.784		16:30:14.847	19		1:42.252 P	35.543	35.146	31.563	221.7	16:23:19.131
20		1:40.678	37.071	36.119	27.488	204.5	16:31:55.525	20		5:57.114	4:50.265	38.462	28.387		16:29:16.245
21		1:35.989	35.284	34.109	26.596	219.9	16:33:31.514	21		1:39.071	36.268	35.763	27.040	219.5	16:30:55.316
22		1:49.841 P	35.364	34.589	39.888	219.9	16:35:21.355	22		1:37.326	35.466	34.823	27.037	220.8	16:32:32.642
23								23		1:45.688	35.762	40.406	29.520	219.5	16:34:18.330
24								24		1:37.819	35.747	35.101	26.971	220.8	16:35:56.149
25								25		1:55.009 P	37.684	42.369	34.956	224.0	16:37:51.158



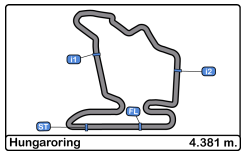


Hungaroring
Euroformula Open
Private test - 2
Best Sectors Results



Sector - 1				Sector - 2				Sector - 3				Ideal Lap vs Best Lap				
Clas	Nº	Driver	Time	Nº	Driver	Time	Nº	Driver	Time	Clas	Nº	Driver	Ideal Lap	Best Lap	Clas	
1	55	Divy Nandan	35.059	3	Javier Herrera	33.823	21	Rui-Heng Yeh	26.227	1	21	Rui-Heng Yeh	1:35.338	1:35.408	1	
2	11	Alessandro Famularo	35.098	44	Diego de la Torre	33.960	27	Jesse Carrasquedo	26.388	2	3	Javier Herrera	1:35.460	1:35.518	2	
3	3	Javier Herrera	35.115	21	Rui-Heng Yeh	33.972	44	Diego de la Torre	26.413	3	44	Diego de la Torre	1:35.599	1:35.680	3	
4	21	Rui-Heng Yeh	35.139	11	Alessandro Famularo	34.103	3	Javier Herrera	26.522	4	11	Alessandro Famularo	1:35.738	1:35.960	4	
5	27	Jesse Carrasquedo	35.168	50	Jan Koller	34.108	11	Alessandro Famularo	26.537	5	27	Jesse Carrasquedo	1:35.759	1:35.965	5	
6	9	Everett Stack	35.225	9	Everett Stack	34.167	55	Divy Nandan	26.579	6	50	Jan Koller	1:35.984	1:35.989	6	
7	44	Diego de la Torre	35.226	27	Jesse Carrasquedo	34.203	50	Jan Koller	26.596	7	9	Everett Stack	1:36.085	1:37.038	9	
8	50	Jan Koller	35.280	1	Marcelo Hahn	34.406	7	Wiktor Dobrzański	26.652	8	55	Divy Nandan	1:36.147	1:36.639	8	
9	7	Wiktor Dobrzański	35.305	7	Wiktor Dobrzański	34.440	9	Everett Stack	26.693	9	7	Wiktor Dobrzański	1:36.397	1:36.559	7	
10	58	Aaron Ferrazzano	35.310	55	Divy Nandan	34.509	10	Lorenzo Castillo	26.869	10	1	Marcelo Hahn	1:36.918	1:37.232	11	
11	10	Lorenzo Castillo	35.562	58	Aaron Ferrazzano	34.823	58	Aaron Ferrazzano	26.895	11	58	Aaron Ferrazzano	1:37.028	1:37.153	10	
12	1	Marcelo Hahn	35.582	10	Lorenzo Castillo	35.086	1	Marcelo Hahn	26.930	12	10	Lorenzo Castillo	1:37.517	1:37.554	12	



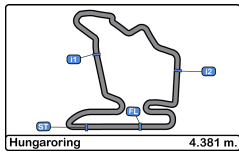


Hungaroring
Euroformula Open
Private test - 2
Best 5 Lap Times



Cls	N°	Driver	Nat	Cat	Cls	Team	Nat	Vehicle	Best 1		Best 2		Best 3		Best 4		Best 5	
									Time	Lap	Time	Lap	Time	Lap	Time	Lap	Time	Lap
1	21	Rui-Heng Yeh				Team Motopark		Dallara F324 TOM'S TGE 33	1:35.408	16	1:36.037	10	1:36.298	23	1:36.936	5	1:37.168	21
2	3	Javier Herrera		RT	1	BVM Racing		Dallara F324 TOM'S TGE 33	1:35.518	13	1:35.637	11	1:36.212	6	1:36.441	19	1:36.892	5
3	44	Diego de la Torre				Team Motopark		Dallara F324 TOM'S TGE 33	1:35.680	20	1:35.744	27	1:36.015	26	1:36.709	15	1:37.010	21
4	11	Alessandro				BVM Racing		Dallara F324 TOM'S TGE 33	1:35.960	20	1:36.034	13	1:36.153	11	1:36.263	21	1:36.533	18
5	27	Jesse Carrasquedo				Team Motopark		Dallara F324 TOM'S TGE 33	1:35.965	18	1:36.191	11	1:36.715	10	1:36.999	4	1:38.392	3
6	50	Jan Koller		RT	2	Team Motopark		Dallara F324 TOM'S TGE 33	1:35.989	19	1:36.378	14	1:36.917	9	1:37.511	5	1:37.977	3
7	7	Wiktor Dobrzański		RT	3	Team Motopark		Dallara F324 TOM'S TGE 33	1:36.559	23	1:36.560	22	1:36.971	11	1:37.498	6	1:37.845	4
8	55	Divy Nandan				BVM Racing		Dallara F324 TOM'S TGE 33	1:36.639	20	1:36.730	10	1:36.807	21	1:36.913	6	1:36.983	13
9	9	Everett Stack				Team Motopark		Dallara F324 TOM'S TGE 33	1:37.038	10	1:37.061	21	1:37.440	20	1:38.129	9	1:40.318	8
10	58	Aaron Ferrazzano		RT	4	Neri Autosport		Dallara F324 TOM'S TGE 33	1:37.153	16	1:37.326	22	1:37.439	18	1:37.595	15	1:37.819	24
11	1	Marcelo Hahn		RT	5	BVM Racing		Dallara F324 TOM'S TGE 33	1:37.232	22	1:37.266	17	1:37.319	23	1:37.519	19	1:37.598	7
12	10	Lorenzo Castillo		RT	6	Team Motopark		Dallara F324 TOM'S TGE 33	1:37.554	14	1:37.918	10	1:38.232	22	1:43.140	13	1:43.193	18



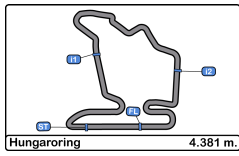


Hungaroring
Euroformula Open
Private test - 2
Best 5 Top Speeds



Clas	Nº	Driver	Nat	Cat	Cls	Team	Nat	Vehicle	Top 1		Top 2		Top 3		Top 4		Top 5		Avg
									Km/h	Lap	Km/h	Lap	Km/h	Lap	Km/h	Lap	Km/h	Lap	
1	3	Javier Herrera	MEX	RT	1	BVM Racing	ITA	Dallara F324 TOM'S TGE 33	225.0	7	224.0	6	223.6	5	223.1	13	222.6	11	223.6
2	55	Divy Nandan	IND			BVM Racing	ITA	Dallara F324 TOM'S TGE 33	225.0	7	224.5	4	224.5	6	224.5	14	224.0	5	224.5
3	58	Aaron Ferrazzano	BEL	RT	2	Neri Autosport	BEL	Dallara F324 TOM'S TGE 33	225.0	10	224.5	6	224.0	25	223.6	7	223.1	5	224.0
4	7	Wiktor Dobrzański	POL	RT	3	Team Motopark	DEU	Dallara F324 TOM'S TGE 33	224.0	6	223.1	4	222.6	13	222.2	5	221.7	3	222.7
5	21	Rui-Heng Yeh	TPE			Team Motopark	DEU	Dallara F324 TOM'S TGE 33	224.0	5	223.6	6	223.6	16	223.1	11	222.6	4	223.4
6	50	Jan Koller	CZE	RT	4	Team Motopark	DEU	Dallara F324 TOM'S TGE 33	224.0	4	223.1	6	222.6	5	221.3	3	221.3	9	222.5
7	1	Marcelo Hahn	BRA	RT	5	BVM Racing	ITA	Dallara F324 TOM'S TGE 33	223.6	7	222.2	8	221.7	10	220.4	9	219.9	14	221.5
8	11	Alessandro Famularo	VEN			BVM Racing	ITA	Dallara F324 TOM'S TGE 33	223.6	6	223.1	13	222.6	4	222.6	5	222.2	2	222.8
9	27	Jesse Carrasquedo	MEX			Team Motopark	DEU	Dallara F324 TOM'S TGE 33	223.6	4	223.6	5	223.1	6	223.1	19	222.2	3	223.1
10	44	Diego de la Torre	MEX			Team Motopark	DEU	Dallara F324 TOM'S TGE 33	223.1	4	223.1	6	222.2	5	222.2	15	221.3	16	222.4
11	10	Lorenzo Castillo	MEX	RT	6	Team Motopark	DEU	Dallara F324 TOM'S TGE 33	222.6	5	221.7	10	221.3	7	221.3	11	220.8	3	221.5
12	9	Everett Stack	USA			Team Motopark	DEU	Dallara F324 TOM'S TGE 33	222.2	10	221.7	9	221.7	14	221.3	11	221.3	22	221.6



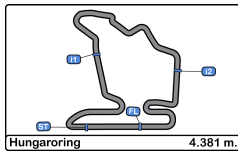


Hungaroring
Euroformula Open
Private test - 2
Fastest Laps Sequence



Lap	Time of Day	Session Time	Nº Driver	Nat	Cat	Team	Nat	Vehicle	Time	Km/h
2	15:38:46.503	3:46.503	55 Divy Nandan	IND		BVM Racing	ITA	Dallara F324 TOM'S TGE 33	1:46.178	148.5
2	15:38:49.136	3:49.136	3 Javier Herrera	MEX	RT	BVM Racing	ITA	Dallara F324 TOM'S TGE 33	1:43.676	152.1
2	15:39:29.612	4:29.612	50 Jan Koller	CZE	RT	Team Motopark	DEU	Dallara F324 TOM'S TGE 33	1:43.618	152.2
3	15:40:25.223	5:25.223	55 Divy Nandan	IND		BVM Racing	ITA	Dallara F324 TOM'S TGE 33	1:38.720	159.7
3	15:40:54.784	5:54.784	27 Jesse Carrasquedo	MEX		Team Motopark	DEU	Dallara F324 TOM'S TGE 33	1:38.392	160.2
3	15:41:07.589	6:07.589	50 Jan Koller	CZE	RT	Team Motopark	DEU	Dallara F324 TOM'S TGE 33	1:37.977	160.9
4	15:42:31.783	7:31.783	27 Jesse Carrasquedo	MEX		Team Motopark	DEU	Dallara F324 TOM'S TGE 33	1:36.999	162.5
5	15:43:49.099	8:49.099	3 Javier Herrera	MEX	RT	BVM Racing	ITA	Dallara F324 TOM'S TGE 33	1:36.892	162.7
6	15:45:25.311	10:25.311	3 Javier Herrera	MEX	RT	BVM Racing	ITA	Dallara F324 TOM'S TGE 33	1:36.212	163.9
10	15:57:00.006	22:00.006	21 Rui-Heng Yeh	TPE		Team Motopark	DEU	Dallara F324 TOM'S TGE 33	1:36.037	164.2
11	15:59:52.893	24:52.893	3 Javier Herrera	MEX	RT	BVM Racing	ITA	Dallara F324 TOM'S TGE 33	1:35.637	164.9
13	16:03:10.464	28:10.464	3 Javier Herrera	MEX	RT	BVM Racing	ITA	Dallara F324 TOM'S TGE 33	1:35.518	165.1
16	16:11:49.760	36:49.760	21 Rui-Heng Yeh	TPE		Team Motopark	DEU	Dallara F324 TOM'S TGE 33	1:35.408	165.3





Hungaroring
Euroformula Open
Private test - 2
Pit Stop Analysis



1 Marcello Hahn Dallara F324 TOM'S TGE 33

RT BVM Racing

Nº	In Day Time	In Time	Out Time	Pit Time	T. Pit Time	Handicap	Diff.
1	15:43:41.491	15:43:41.491	15:48:30.101	4:48.610	4:48.610		
2	16:00:37.250	16:00:37.250	16:08:08.353	7:31.103	12:19.713		
3	16:13:17.228	16:13:17.228	16:18:20.195	5:02.967	17:22.680		
4	16:28:30.055	16:28:30.055	16:30:01.919	1:31.864	18:54.544		

3 Javier Herrera Dallara F324 TOM'S TGE 33

RT BVM Racing

Nº	In Day Time	In Time	Out Time	Pit Time	T. Pit Time	Handicap	Diff.
1	15:47:08.366	15:47:08.366	15:53:04.077	5:55.711	5:55.711		
2	16:04:56.253	16:04:56.253	16:12:44.704	7:48.451	13:44.162		
3	16:14:35.816	16:14:35.816	16:15:31.575	55.759	14:39.921		
4	16:17:33.746	16:17:33.746	16:18:41.856	1:08.110	15:48.031		

7 Wiktor Dobrzański Dallara F324 TOM'S TGE 33

RT Team Motopark

Nº	In Day Time	In Time	Out Time	Pit Time	T. Pit Time	Handicap	Diff.
1	15:47:55.688	15:47:55.688	15:49:41.210	1:45.522	1:45.522		
2	15:51:57.066	15:51:57.066	15:54:44.262	2:47.196	4:32.718		
3	16:03:40.489	16:03:40.489	16:04:58.708	1:18.219	5:50.937		
4	16:08:22.410	16:08:22.410	16:14:35.939	6:13.529	12:04.466		
5	16:21:45.933	16:21:45.933	16:26:53.366	5:07.433	17:11.899		

9 Everett Stack Dallara F324 TOM'S TGE 33

RT Team Motopark

Nº	In Day Time	In Time	Out Time	Pit Time	T. Pit Time	Handicap	Diff.
1	15:37:33.452	15:37:33.452	15:38:01.496	28.044	28.044		
2	15:41:59.813	15:41:59.813	15:42:25.055	25.242	53.286		
3	15:46:40.439	15:46:40.439	15:47:16.685	36.246	1:29.532		
4	15:49:38.108	15:49:38.108	15:52:36.525	2:58.417	4:27.949		
5	16:00:58.573	16:00:58.573	16:07:30.460	6:31.887	10:59.836		
6	16:16:22.242	16:16:22.242	16:27:15.529	10:53.287	21:53.123		

10 Lorenzo Castillo Dallara F324 TOM'S TGE 33

RT Team Motopark

Nº	In Day Time	In Time	Out Time	Pit Time	T. Pit Time	Handicap	Diff.
1	15:37:43.608	15:37:43.608	15:38:18.320	34.712	34.712		
2	15:42:26.483	15:42:26.483	15:42:51.735	25.252	59.964		
3	15:46:33.273	15:46:33.273	15:46:58.895	25.622	1:25.586		
4	15:50:42.473	15:50:42.473	15:54:09.666	3:27.193	4:52.779		
5	16:01:16.964	16:01:16.964	16:07:50.309	6:33.345	11:26.124		
6	16:16:36.769	16:16:36.769	16:24:05.612	7:28.843	18:54.967		

11 Alessandro Famularo Dallara F324 TOM'S TGE 33

RT BVM Racing

Nº	In Day Time	In Time	Out Time	Pit Time	T. Pit Time	Handicap	Diff.
1	15:47:14.135	15:47:14.135	15:53:08.597	5:54.462	5:54.462		
2	16:06:46.714	16:06:46.714	16:15:14.613	8:27.899	14:22.361		

21 Rui-Heng Yeh Dallara F324 TOM'S TGE 33

RT Team Motopark

Nº	In Day Time	In Time	Out Time	Pit Time	T. Pit Time	Handicap	Diff.
1	15:46:03.407	15:46:03.407	15:49:38.384	3:34.977	3:34.977		
2	16:00:30.220	16:00:30.220	16:04:31.388	4:01.168	7:36.145		
3	16:13:30.948	16:13:30.948	16:19:40.075	6:09.127	13:45.272		
4	16:32:12.023	16:32:12.023	16:33:20.048	1:08.025	14:53.297		

27 Jesse Carrasquedo Dallara F324 TOM'S TGE 33

RT Team Motopark

Nº	In Day Time	In Time	Out Time	Pit Time	T. Pit Time	Handicap	Diff.
1	15:46:24.433	15:46:24.433	15:54:04.777	7:40.344	7:40.344		
2	16:04:50.841	16:04:50.841	16:17:42.397	12:51.556	20:31.900		
3	16:29:50.009	16:29:50.009	16:33:02.735	3:12.726	23:44.626		

44 Diego de la Torre Dallara F324 TOM'S TGE 33

RT Team Motopark

Nº	In Day Time	In Time	Out Time	Pit Time	T. Pit Time	Handicap	Diff.
1	15:51:40.658	15:51:40.658	15:53:57.179	2:16.521	2:16.521		
2	15:55:56.043	15:55:56.043	15:58:20.260	2:24.217	4:40.738		
3	16:08:51.859	16:08:51.859	16:09:18.089	26.230	5:06.968		
4	16:11:19.565	16:11:19.565	16:16:46.306	5:26.741	10:33.709		
5	16:25:15.284	16:25:15.284	16:26:31.807	1:16.523	11:50.232		

50 Jan Koller Dallara F324 TOM'S TGE 33

RT Team Motopark

Nº	In Day Time	In Time	Out Time	Pit Time	T. Pit Time	Handicap	Diff.
1	15:46:17.066	15:46:17.066	15:54:15.235	7:58.169	7:58.169		
2	16:02:53.317	16:02:53.317	16:13:12.151	10:18.834	18:17.003		
3	16:21:59.538	16:21:59.538	16:28:31.523	6:31.985	24:48.988		

55 Divy Nandan Dallara F324 TOM'S TGE 33

RT BVM Racing

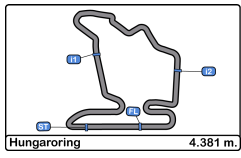
Nº	In Day Time	In Time	Out Time	Pit Time	T. Pit Time	Handicap	Diff.
1	15:47:01.202	15:47:01.202	15:53:37.405	6:36.203	6:36.203		
2	16:08:55.527	16:08:55.527	16:17:39.939	8:44.412	15:20.615		

58 Aaron Ferrazzano Dallara F324 TOM'S TGE 33

RT Neri Autosport

Nº	In Day Time	In Time	Out Time	Pit Time	T. Pit Time	Handicap	Diff.
1	15:36:59.519	15:36:59.519	15:37:25.462	25.943	25.943		
2	15:39:35.268	15:39:35.268	15:39:59.522	24.254	50.197		
3	15:53:37.591	15:53:37.591	16:07:34.294	13:56.703	14:46.900		
4	16:23:16.555	16:23:16.555	16:27:29.745	4:13.190	19:00.090		

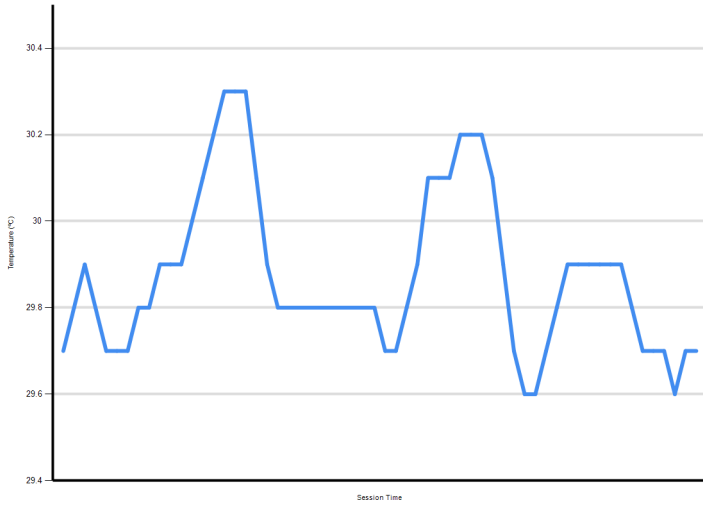




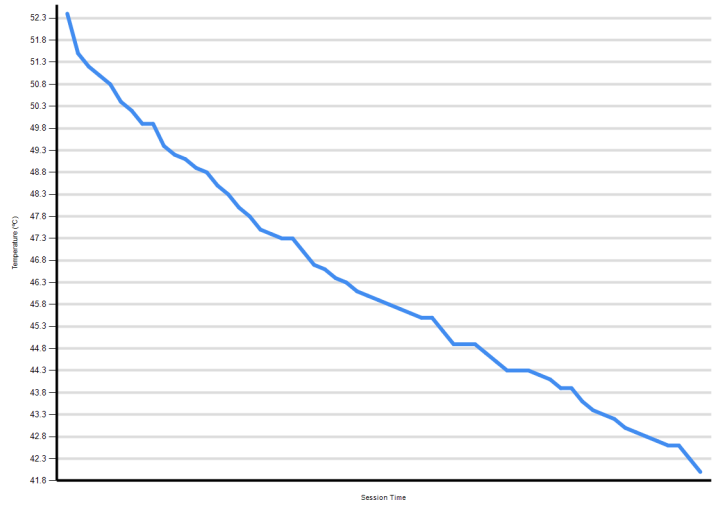
Hungaroring
Euroformula Open
Private test - 2
Weather Report



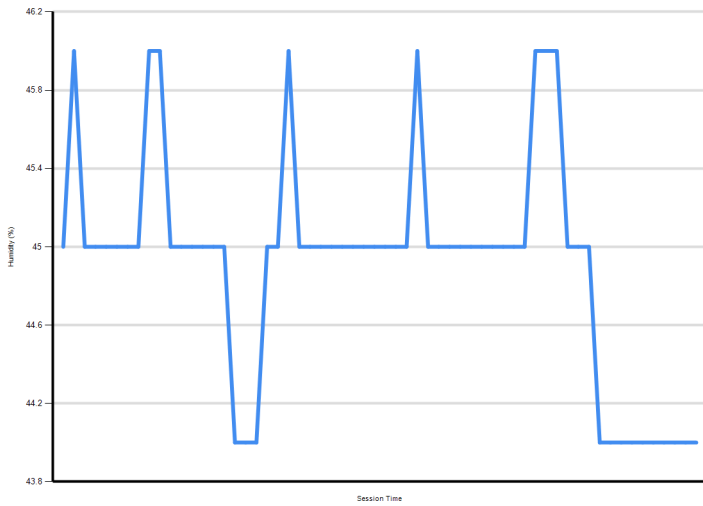
Air Temperature



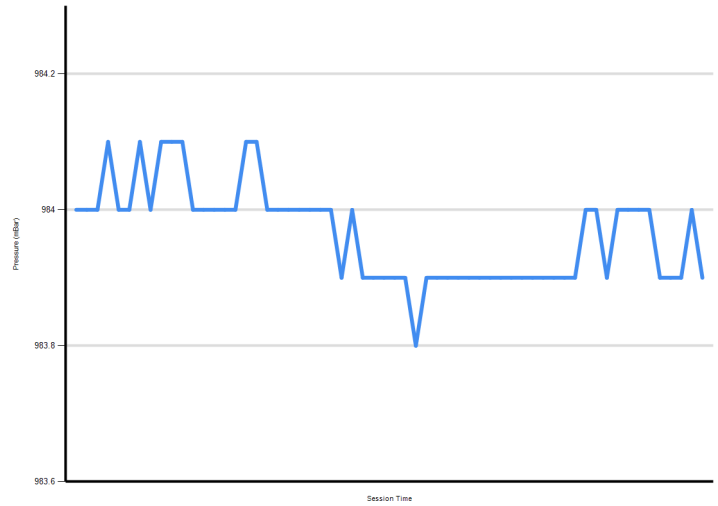
Track Temperature



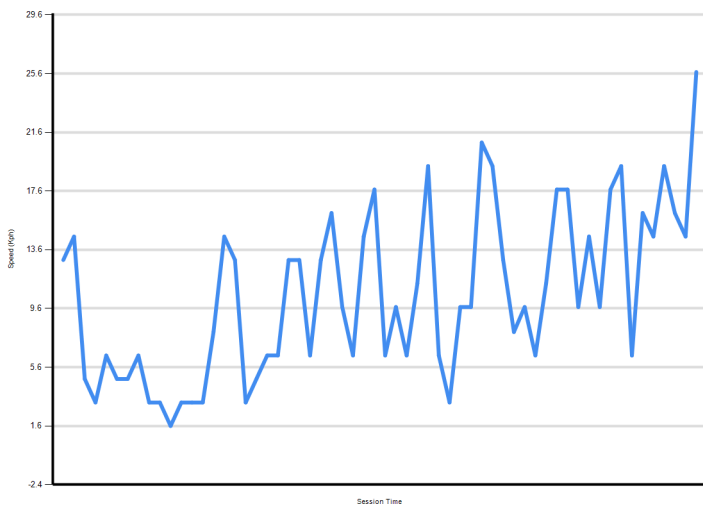
Humidity



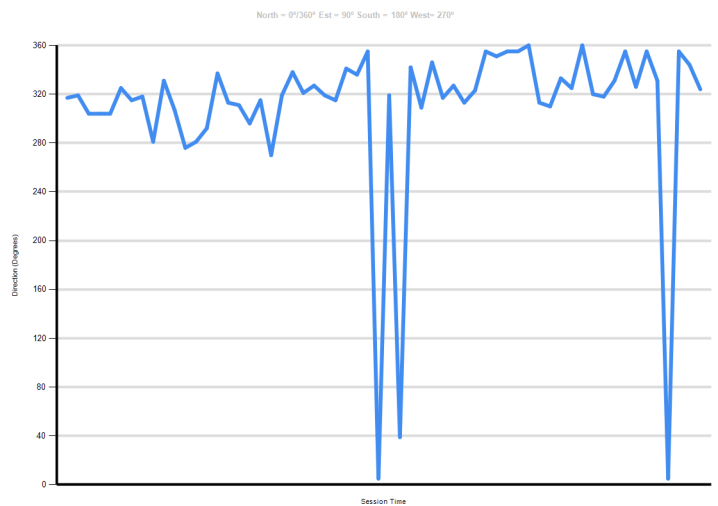
Pressure

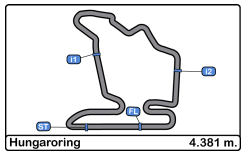


Wind Speed



Wind direction





Hungaroring
Euroformula Open
Private Test - 1 - 2
Combined Results



Cls	N°	Driver	Nat	Cat	Clas	Team	Nat	Vehicle	Laps	PT1	PT2	Best	Gap	Interval	Km/h		
1	21	Rui-Heng Yeh		TYPE		Team Motopark		DEU Dallara F324 TOM'S TGE 33	49	1:36.011	17	1:35.408	16	1:35.408	165.3		
2	3	Javier Herrera		MEX	RT 1	BVM Racing		ITA Dallara F324 TOM'S TGE 33	49	1:35.683	17	1:35.518	13	1:35.518	0.110	0.110	165.1
3	44	Diego de la Torre		MEX		Team Motopark		DEU Dallara F324 TOM'S TGE 33	53	1:35.555	23	1:35.680	20	1:35.555	0.147	0.037	165.0
4	9	Everett Stack		USA		Team Motopark		DEU Dallara F324 TOM'S TGE 33	46	1:35.811	22	1:37.038	10	1:35.811	0.403	0.256	164.6
5	11	Alessandro Famularo		ITA		BVM Racing		ITA Dallara F324 TOM'S TGE 33	51	1:36.205	27	1:35.960	20	1:35.960	0.552	0.149	164.3
6	27	Jesse Carrasquedo		MEX		Team Motopark		DEU Dallara F324 TOM'S TGE 33	41	1:36.755	18	1:35.965	18	1:35.965	0.557	0.005	164.3
7	50	Jan Koller		CZE	RT 2	Team Motopark		DEU Dallara F324 TOM'S TGE 33	41	1:36.670	19	1:35.989	19	1:35.989	0.581	0.024	164.3
8	7	Wiktor Dobrzański		POL	RT 3	Team Motopark		DEU Dallara F324 TOM'S TGE 33	50	1:36.224	24	1:36.559	23	1:36.224	0.816	0.235	163.9
9	55	Divy Nandan		IND		BVM Racing		ITA Dallara F324 TOM'S TGE 33	55	1:36.909	18	1:36.639	20	1:36.639	1.231	0.415	163.2
10	58	Aaron Ferrazzano		BEL	RT 4	Neri Autosport		BEL Dallara F324 TOM'S TGE 33	50	1:37.946	23	1:37.153	16	1:37.153	1.745	0.514	162.3
11	1	Marcelo Hahn		BRA	RT 5	BVM Racing		ITA Dallara F324 TOM'S TGE 33	48	1:37.847	19	1:37.232	22	1:37.232	1.824	0.079	162.2
12	10	Lorenzo Castillo		MEX	RT 6	Team Motopark		DEU Dallara F324 TOM'S TGE 33	46	1:37.400	18	1:37.554	14	1:37.400	1.992	0.168	161.9

Published at:.....

Race Director:

Timekeeper:

