

Hungaroring
Euroformula Open
Private test - 1
Provisional Results



Clas	Nº	Driver	Nat	Cat	Clas	Team	Nat	Vehicle	Laps	Best	Time	Gap	Interval	Km/h
1	44	Diego de la Torre	MEX			Team Motopark	DEU	Dallara F324 TOM'S TGE 33	25	23	1:35.555			165.0
2	3	Javier Herrera	MEX	RT	1	BVM Racing	ITA	Dallara F324 TOM'S TGE 33	22	17	1:35.683	0.128	0.128	164.8
3	9	Everett Stack	USA			Team Motopark	DEU	Dallara F324 TOM'S TGE 33	24	22	1:35.811	0.256	0.128	164.6
4	21	Rui-Heng Yeh	TPE			Team Motopark	DEU	Dallara F324 TOM'S TGE 33	24	17	1:36.011	0.456	0.200	164.2
5	11	Alessandro Famularo	VEN			BVM Racing	ITA	Dallara F324 TOM'S TGE 33	28	27	1:36.205	0.650	0.194	163.9
6	7	Wiktor Dobrzański	POL	RT	2	Team Motopark	DEU	Dallara F324 TOM'S TGE 33	26	24	1:36.224	0.669	0.019	163.9
7	50	Jan Koller	CZE	RT	3	Team Motopark	DEU	Dallara F324 TOM'S TGE 33	21	19	1:36.670	1.115	0.446	163.1
8	27	Jesse Carrasquedo	MEX			Team Motopark	DEU	Dallara F324 TOM'S TGE 33	21	18	1:36.755	1.200	0.085	163.0
9	55	Divy Nandan	IND			BVM Racing	ITA	Dallara F324 TOM'S TGE 33	29	18	1:36.909	1.354	0.154	162.7
10	10	Lorenzo Castillo	MEX	RT	4	Team Motopark	DEU	Dallara F324 TOM'S TGE 33	23	18	1:37.400	1.845	0.491	161.9
11	1	Marcelo Hahn	BRA			BVM Racing	ITA	Dallara F324 TOM'S TGE 33	24	19	1:37.847	2.292	0.447	161.1
12	58	Aaron Ferrazzano	BEL	RT	5	Neri Autosport	BEL	Dallara F324 TOM'S TGE 33	25	23	1:37.946	2.391	0.099	161.0

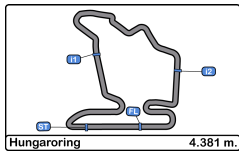
Published at:.....

Track Temp: 51.5 °C Air Temp: 28.2 °C Humidity: 51 % Track Status: DRY

Race Director:

Timekeeper:





Hungaroring
Euroformula Open
Private test - 1
Provisional Results by Category



RT														
Clas	Nº	Driver	Nat	Cat	Clas	Team	Nat	Vehicle	Laps	Best	Time	Gap	Interval	Km/h
1	3	Javier Herrera	MEX	RT	1	BVM Racing	ITA	Dallara F324 TOM'S TGE 33	22	17	1:35.683			164.8
2	7	Wiktor Dobrzański	POL	RT	2	Team Motopark	DEU	Dallara F324 TOM'S TGE 33	26	24	1:36.224	0.541	0.541	163.9
3	50	Jan Koller	CZE	RT	3	Team Motopark	DEU	Dallara F324 TOM'S TGE 33	21	19	1:36.670	0.987	0.446	163.1
4	10	Lorenzo Castillo	MEX	RT	4	Team Motopark	DEU	Dallara F324 TOM'S TGE 33	23	18	1:37.400	1.717	0.730	161.9
5	58	Aaron Ferrazzano	BEL	RT	5	Neri Autosport	DEU	Dallara F324 TOM'S TGE 33	25	23	1:37.946	2.263	0.546	161.0

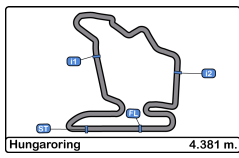
Published at:.....

Track Temp: 51.5 °C Air Temp: 28.2 °C Humidity: 51 % Track Status: DRY

Race Director:

Timekeeper:





Hungaroring
Euroformula Open
Private test - 1
Lap Analysis



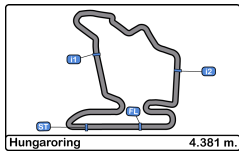
1 Marcelo Hahn Dallara F324 TOM'S TGE 33 **7** Wiktor Dobrzański Dallara F324 TOM'S TGE 33

BVM Racing							RT		Team Motopark						
Lap	D	Time	Sector 1	Sector 2	Sector 3	T. Spd	Elapsed	Lap	D	Time	Sector 1	Sector 2	Sector 3	T. Spd	Elapsed
1		11:23:32.351	11:22:20.626	40.989	30.736		11:23:32.351	1		11:23:35.569 P	11:22:10.177	42.881	42.511		11:23:35.569
2		1:47.635	39.428	38.767	29.440	216.4	11:25:19.986	2		6:17.612	5:09.112	38.307	30.193		11:29:53.181
3		1:46.361	39.507	38.109	28.745	213.8	11:27:06.347	3		1:42.033	38.601	36.256	27.176	184.6	11:31:35.214
4		1:44.197	37.957	37.646	28.594	216.4	11:28:50.544	4		1:40.747	37.861	35.568	27.318	219.5	11:33:15.961
5		1:42.695	38.051	36.366	28.278	218.1	11:30:33.239	5		1:41.645	37.876	36.544	27.225	220.8	11:34:57.606
6		1:40.131	36.414	35.588	28.129	219.9	11:32:13.370	6		1:39.782	35.946	36.447	27.389	220.8	11:36:37.388
7		1:40.320	36.683	35.720	27.917	216.8	11:33:53.690	7		1:37.627	35.750	34.976	26.901	219.9	11:38:15.015
8		1:39.964	36.495	35.390	28.079	218.1	11:35:33.654	8		1:38.606	35.800	35.637	27.169	220.4	11:39:53.621
9		1:52.641 P	36.299	36.010	40.332	218.1	11:37:26.295	9		1:46.208	35.855	39.441	30.912	220.4	11:41:39.829
10		7:07.678	6:03.981	36.068	27.629		11:44:33.973	10		1:37.692	35.587	35.008	27.097	221.3	11:43:17.521
11		1:39.207	36.360	35.137	27.710	217.7	11:46:13.180	11		1:48.508 P	36.179	36.296	36.033	220.4	11:45:06.029
12		1:38.949	36.308	35.090	27.551	219.0	11:47:52.129	12		3:59.164 P	2:50.244	36.246	32.674		11:49:05.193
13		1:38.554	36.318	34.949	27.287	217.3	11:49:30.683	13		5:21.435	4:12.706	39.085	29.644		11:54:26.628
14		1:38.356	36.053	35.002	27.301	219.5	11:51:09.039	14		1:43.364	38.478	37.134	27.752	193.8	11:56:09.992
15		1:37.857	36.082	34.659	27.116	219.0	11:52:46.896	15		1:36.286	35.412	34.414	26.460	221.3	11:57:46.278
16		1:52.826 P	36.779	36.498	39.549	218.1	11:54:39.722	16		1:43.798	35.450	37.698	30.650	221.3	11:59:30.076
17		9:02.701	7:57.062	37.492	28.147		12:03:42.423	17		1:48.982	41.478	40.176	27.328	219.5	12:01:19.058
18		1:39.855	36.620	35.936	27.299	213.8	12:05:22.278	18		1:36.535	35.666	34.251	26.618	221.7	12:02:55.593
19		1:37.847	36.099	34.623	27.125	218.6	12:07:00.125	19		1:44.535 P	35.587	35.019	33.929	222.2	12:04:40.128
20		1:37.864	35.879	34.647	27.338	219.0	12:08:37.989	20		5:50.600	4:41.545	39.166	29.889		12:10:30.728
21		1:39.406	35.908	35.680	27.818	221.3	12:10:17.395	21		1:44.903	38.895	37.922	28.086	178.5	12:12:15.631
22		1:40.089	35.941	35.838	28.310	219.9	12:11:57.484	22		1:39.099	35.308	34.285	29.506	222.2	12:13:54.730
23		1:40.028	36.120	35.829	28.079	220.8	12:13:37.512	23		1:50.948	35.371	45.969	29.608		12:15:45.678
24		1:55.501 P	35.926	37.511	42.064	218.1	12:15:33.013	24		1:36.224	35.324	34.163	26.737		12:17:21.902

3 Javier Herrera Dallara F324 TOM'S TGE 33 **9** Everett Stack Dallara F324 TOM'S TGE 33

BVM Racing							RT		Team Motopark						
Lap	D	Time	Sector 1	Sector 2	Sector 3	T. Spd	Elapsed	Lap	D	Time	Sector 1	Sector 2	Sector 3	T. Spd	Elapsed
1		11:23:11.129	11:21:53.265	46.296	31.568		11:23:11.129	1		11:23:37.030 P	11:22:11.063	42.895	43.072		11:23:37.030
2		1:48.664	39.581	39.755	29.328	209.7	11:24:59.793	2		4:57.121	3:50.746	37.255	29.120		11:28:34.151
3		1:39.232	36.517	35.684	27.031	218.6	11:26:39.025	3		1:44.488	38.162	36.489	29.837	187.8	11:30:18.639
4		1:38.745	35.735	34.568	28.442	219.0	11:28:17.770	4		1:37.764	35.770	34.968	27.026	219.0	11:31:56.403
5		1:51.440	38.937	41.786	30.717	212.1	11:30:09.210	5		1:49.150	40.486	41.275	27.389	221.3	11:33:45.553
6		1:40.459	35.772	36.427	28.260	219.9	11:31:49.669	6		1:37.459	35.824	34.486	27.149	219.5	11:35:23.012
7		1:36.807	35.660	34.345	26.802	218.6	11:33:26.476	7		1:37.399	35.511	34.877	27.011	219.5	11:37:00.411
8		1:47.165 P	35.675	37.826	33.664	220.8	11:35:13.641	8		1:38.918	35.721	34.633	28.564	220.4	11:38:39.329
9		6:58.648	5:42.814	44.489	31.345		11:42:12.289	9		1:44.912 P	36.743	35.672	32.497	210.1	11:40:24.241
10		1:45.360	39.096	37.836	28.428	217.7	11:43:57.649	10		3:04.943	1:46.987	45.337	32.619		11:43:29.184
11		1:36.369	35.768	34.005	26.596	219.9	11:45:34.018	11		2:07.720 P	45.344	45.060	37.316	169.2	11:45:36.904
12		1:35.881	35.483	33.905	26.493	219.0	11:47:09.899	12		2:27.392 P	1:08.605	42.907	35.880		11:48:04.296
13		1:53.366	40.830	41.046	31.490	220.4	11:49:03.265	13		9:36.505	8:31.607	36.836	28.062		11:57:40.801
14		1:47.424	38.299	38.961	30.164	218.1	12:10:28.673	14		1:43.316	37.348	38.458	27.510	200.0	11:59:24.117
15		1:35.683	35.370	33.899	26.414	218.6	12:12:04.356	15		1:36.452	35.477	34.367	26.608	220.4	12:01:00.569
16		1:44.501	35.484	39.312	29.705	221.3	12:13:48.857	16		1:36.632	35.537	34.368	26.727	220.4	12:02:37.201
17		1:51.052	39.666	41.204	30.182	207.6	12:15:39.909	17		1:43.265 P	35.602	35.156	32.507	220.4	12:04:20.466
18		1:39.838	35.580	37.498	26.760	220.8	12:17:19.747	18		6:18.109	5:12.540	37.557	28.012		12:10:38.575
19		1:50.145	39.758	40.303	30.084		12:19:09.892	19		1:51.492	37.790	46.381	27.321	204.1	12:12:30.067
20		1:51.790 P	37.231	39.579	34.980	221.7	12:21:01.682	20		1:41.000	35.133	33.996	31.871	220.4	12:14:11.067
21								21		1:47.614	41.759	38.996	26.859		12:15:58.681
22								22		1:35.811	35.175	33.972	26.664		12:17:34.492
23								23		1:44.851 P	35.248	35.192	34.411	224.5	12:19:19.343
24								24		3:01.539 P	1:37.813	45.108	38.618		12:22:20.882





Hungaroring
Euroformula Open
 Private test - 1
Lap Analysis



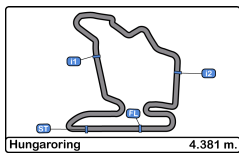
10 Lorenzo Castillo Dallara F324 TOM'S TGE 33 **21** Rui-Heng Yeh Dallara F324 TOM'S TGE 33

RT							Team Motopark								
Lap	D	Time	Sector 1	Sector 2	Sector 3	T. Spd	Elapsed	Lap	D	Time	Sector 1	Sector 2	Sector 3	T. Spd	Elapsed
1		11:23:39.078 P	11:22:12.652	43.082	43.344		11:23:39.078	1		11:23:20.931 P	11:22:00.658	40.147	40.126		11:23:20.931
2		4:21.459	3:12.306	39.569	29.584		11:28:00.537	2		4:12.498	2:59.048	42.249	31.201		11:27:33.429
3		1:42.552	37.539	36.700	28.313	206.1	11:29:43.089	3		1:52.172	42.422	40.160	29.590	184.6	11:29:25.601
4		1:44.726	35.977	36.260	32.489	220.4	11:31:27.815	4		1:37.861	36.052	35.112	26.697	219.9	11:31:03.462
5		1:39.736	36.266	35.969	27.501	216.0	11:33:07.551	5		1:36.997	35.840	34.401	26.756	219.5	11:32:40.459
6		2:09.598	49.915	51.435	28.248	173.9	11:35:17.149	6		2:05.415	52.535	44.344	28.536	155.8	11:34:45.874
7		2:32.228 P	54.562	52.613	45.053	218.6	11:37:49.377	7		1:37.665	36.013	34.791	26.861	218.6	11:36:23.539
8		10:41.426	9:29.985	41.415	30.026		11:48:30.803	8		1:48.161 P	35.658	35.055	37.448	220.4	11:38:11.700
9		1:45.051	39.539	37.377	28.135	196.7	11:50:15.854	9		4:07.258	2:55.667	41.689	29.902		11:42:18.958
10		1:38.706	35.950	35.672	27.084	220.4	11:51:54.560	10		1:56.795 P	39.980	40.789	36.026	218.1	11:44:15.753
11		1:55.264	41.643	45.854	27.767	220.4	11:53:49.824	11		2:20.027 P	1:09.104	37.162	33.761		11:46:35.780
12		1:38.245	35.796	35.389	27.060	219.9	11:55:28.069	12		3:51.928	2:40.150	41.504	30.274		11:50:27.708
13		2:06.136	35.745	54.839	35.552	219.5	11:57:34.205	13		1:47.273	40.877	38.138	28.258	179.4	11:52:14.981
14		1:39.258	36.244	35.676	27.338	221.7	11:59:13.463	14		1:38.658	35.815	34.398	28.445	221.3	11:53:53.639
15		1:53.215 P	35.995	36.947	40.273	221.3	12:01:06.678	15		1:36.239	35.476	34.273	26.490	221.3	11:55:29.878
16		8:52.801	7:42.785	40.922	29.094		12:09:59.479	16		2:02.647	46.736	43.956	31.955	174.1	11:57:32.525
17		1:41.379	37.572	36.477	27.330	191.8	12:11:40.858	17		1:36.011	35.454	33.866	26.691	221.7	11:59:08.536
18		1:37.400	35.509	34.938	26.953	221.7	12:13:18.258	18		1:43.313 P	35.530	34.516	33.267	221.3	12:00:51.849
19		1:49.754	39.095	43.474	27.185	221.3	12:15:08.012	19		9:33.724	8:20.361	43.243	30.120		12:10:25.573
20		1:37.939	35.621	35.109	27.209	222.6	12:16:45.951	20		1:46.855	41.184	38.427	27.244	196.0	12:12:12.428
21		1:39.094	35.597	35.182	28.315		12:18:25.045	21		1:36.557	35.430	34.195	26.932	221.7	12:13:48.985
22		1:57.098	44.679	44.943	27.476		12:20:22.143	22		1:54.477	40.238	43.148	31.091		12:15:43.462
23		1:54.225 P	35.929	39.222	39.074	218.1	12:22:16.368	23		1:36.804	35.649	34.421	26.734		12:17:20.266

11 Alessandro Famularo Dallara F324 TOM'S TGE 33 **27** Jesse Carrasquedo Dallara F324 TOM'S TGE 33

BVM Racing							Team Motopark								
Lap	D	Time	Sector 1	Sector 2	Sector 3	T. Spd	Elapsed	Lap	D	Time	Sector 1	Sector 2	Sector 3	T. Spd	Elapsed
1		11:23:26.612	11:22:08.719	43.723	34.170		11:23:26.612	1		11:23:25.366 P	11:22:02.043	42.908	40.415		11:23:25.366
2		1:43.412	37.293	37.670	28.449	216.0	11:25:10.024	2		4:31.370	3:22.275	40.315	28.780		11:27:56.736
3		1:38.807	36.101	35.752	26.954	219.5	11:26:48.831	3		1:41.376	37.498	36.140	27.738	216.0	11:29:38.112
4		3:43.032	35.662	35.408	2:31.962	219.9	11:30:31.863	4		1:38.404	35.902	35.434	27.068	219.9	11:31:16.516
5		2:02.113	46.248	43.521	32.344	220.4	11:32:33.976	5		1:55.020	42.136	43.988	28.896	220.8	11:33:11.536
6		1:39.232	36.622	35.468	27.142	216.4	11:34:13.208	6		1:42.404	36.402	36.469	29.533	219.5	11:34:53.940
7		1:38.613	35.817	35.076	27.720	221.3	11:35:51.821	7		1:37.560	35.831	34.840	26.889	219.9	11:36:31.500
8		1:48.066 P	37.039	35.984	35.043	216.0	11:37:39.887	8		1:37.622	35.552	34.968	27.102	220.8	11:38:09.122
9		5:55.893	4:48.081	38.722	29.090		11:43:35.780	9		1:48.711 P	36.906	38.024	33.781	200.7	11:39:57.833
10		1:47.331	40.235	39.460	27.636	214.7	11:45:23.111	10		6:52.884	5:42.312	41.191	29.381		11:46:50.717
11		1:48.780	38.623	40.180	29.977	219.5	11:47:11.891	11		1:41.620	37.854	36.416	27.350	207.6	11:48:32.337
12		1:39.557	35.999	34.685	28.873	221.3	11:48:51.448	12		1:37.842	36.200	34.766	26.876	220.8	11:50:10.179
13		1:36.860	35.515	34.457	26.888	221.3	11:50:28.308	13		1:36.809	35.538	34.616	26.655	220.8	11:51:46.988
14		1:42.143	35.548	37.550	29.045	222.2	11:52:10.451	14		1:47.043	39.714	39.338	27.991	220.4	11:53:34.031
15		1:45.282	40.746	36.845	27.691	220.8	11:53:55.733	15		1:45.674 P	35.716	34.640	35.318	220.8	11:55:19.705
16		1:55.185	39.658	44.515	31.012	222.2	11:55:50.918	16		12:53.214	11:45.236	38.661	29.317		12:08:12.919
17		1:36.938	35.619	34.650	26.669	220.8	11:57:27.856	17		1:44.733	38.139	38.639	27.955	208.8	12:09:57.652
18		1:56.510 P	43.420	37.470	35.620	221.3	11:59:24.366	18		1:36.755	35.736	34.343	26.676	221.3	12:11:34.407
19		8:53.124	7:44.044	40.350	28.730		12:08:17.490	19		1:38.297	35.322	34.272	28.703	223.1	12:13:12.704
20		1:44.403	37.501	38.801	28.101	221.3	12:10:01.893	20		2:02.253	46.198	46.795	29.260	196.7	12:15:14.957
21		1:48.253	39.925	40.504	27.824	220.4	12:11:50.146	21		1:46.314 P	35.445	34.743	36.126	222.2	12:17:01.271
22		1:36.418	35.329	34.426	26.663	221.7	12:13:26.564								
23		1:50.530	35.805	45.082	29.643	221.7	12:15:17.094								
24		1:36.783	35.379	34.211	27.193	223.1	12:16:53.877								
25		1:57.457	43.712	43.423	30.322		12:18:51.334								
26		1:42.972	35.639	38.036	29.297	224.0	12:20:34.306								
27		1:36.205	35.348	34.245	26.612	220.8	12:22:10.511								
28		1:47.883 P	36.799	35.502	35.582	193.8	12:23:58.394								





Hungaroring
Euroformula Open
Private test - 1
Lap Analysis



44

Diego de la Torre

Dallara F324 TOM'S TGE 33

55

Divy Nandan

Dallara F324 TOM'S TGE 33

Team Motopark

BVM Racing

Lap	D	Time	Sector 1	Sector 2	Sector 3	T. Spd	Elapsed	Lap	D	Time	Sector 1	Sector 2	Sector 3	T. Spd	Elapsed
1		11:23:32.132 P	11:22:05.949	41.121	45.062		11:23:32.132	1		11:23:13.307	11:21:57.676	42.404	33.227		11:23:13.307
2		6:31.472	5:20.824	40.413	30.235		11:30:03.604	2		1:55.439	42.305	41.121	32.013	180.9	11:25:08.746
3		1:51.976	41.516	40.159	30.301	180.6	11:31:55.580	3		1:48.855	42.384	37.452	29.019	148.7	11:26:57.601
4		1:40.407	36.217	35.739	28.451	219.9	11:33:35.987	4		1:47.701	40.394	36.572	30.735	159.5	11:28:45.302
5		1:37.956	36.118	34.847	26.991	215.1	11:35:13.943	5		1:51.366	39.445	41.542	30.379	220.4	11:30:36.668
6		1:37.625	35.989	34.581	27.055	220.4	11:36:51.568	6		1:42.326	36.115	36.370	29.841	219.5	11:32:18.994
7		1:59.004	45.720	41.829	31.455	220.4	11:38:50.572	7		1:41.549	38.258	36.211	27.080	189.4	11:34:00.543
8		1:37.301	35.772	34.402	27.127	220.4	11:40:27.873	8		1:39.991	35.784	36.914	27.293	220.8	11:35:40.534
9		1:42.791	35.599	35.956	31.236	220.8	11:42:10.664	9		1:38.521	35.793	35.097	27.631	220.4	11:37:19.055
10		1:52.312 P	36.271	41.459	34.582	221.7	11:44:02.976	10		1:38.512	35.904		2:06.143	219.9	11:38:57.567
11		4:11.364 P	3:03.391	36.483	31.490		11:48:14.340	11		1:56.228	47.501	40.942	27.785	202.6	11:40:53.795
12		5:09.245	4:01.146	39.441	28.658		11:53:23.585	12		1:46.258 P	35.699	35.983	34.576	221.7	11:42:40.053
13		1:46.168	39.612	37.784	28.772	185.8	11:55:09.753	13		5:29.669	4:21.468	38.225	29.976		11:48:09.722
14		1:36.379	35.757	34.062	26.560	220.8	11:56:46.132	14		1:39.791	36.706	35.841	27.244	201.4	11:49:49.513
15		1:36.808	35.457	34.116	27.235	222.6	11:58:22.940	15		1:37.849	35.919	34.939	26.991	220.8	11:51:27.362
16		1:48.645	40.182	38.621	29.842	221.7	12:00:11.585	16		1:39.679	35.494	37.036	27.149	221.3	11:53:07.041
17		1:45.081	35.746	38.821	30.514	221.7	12:01:56.666	17		1:51.978	39.608	40.910	31.460	220.8	11:54:59.019
18		1:36.472	35.519	34.227	26.726	221.7	12:03:33.138	18		1:36.909	35.542	34.591	26.776	220.4	11:56:35.928
19		2:00.409 P	43.958	42.691	33.760	220.4	12:05:33.547	19		1:40.088	35.553	36.338	28.197	223.1	11:58:16.016
20		6:19.882	5:11.667	39.212	29.003		12:11:53.429	20		2:01.225 P	35.598	34.389	51.238	220.4	12:00:17.241
21		1:54.442	39.589	39.616	35.237	181.8	12:13:47.871	21		9:46.169	8:32.569	45.203	28.397		12:10:03.410
22		1:44.397	35.573	37.691	31.133		12:15:32.268	22		1:44.074	37.492	35.651	30.931	217.7	12:11:47.484
23		1:35.555	35.221	33.931	26.403	223.1	12:17:07.823	23		1:36.951	35.563	34.688	26.700	220.8	12:13:24.435
24		1:36.131	35.129	33.876	27.126		12:18:43.954	24		1:37.900	36.330	34.658	26.912	220.8	12:15:02.335
25		1:46.901 P	39.212	36.269	31.420	224.5	12:20:30.855	25		1:54.627	42.178	39.777	32.672	221.3	12:16:56.962

50

Jan Koller

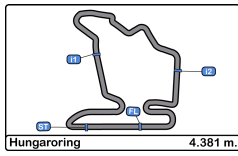
Dallara F324 TOM'S TGE 33

RT

Team Motopark

Lap	D	Time	Sector 1	Sector 2	Sector 3	T. Spd	Elapsed	Lap	D	Time	Sector 1	Sector 2	Sector 3	T. Spd	Elapsed
1		11:23:34.293 P	11:22:09.729	42.767	41.797		11:23:34.293	26		1:53.820	35.737	34.516	43.567		12:18:50.782
2		5:56.033	4:44.909	39.957	31.167		11:29:30.326	27		1:46.029	41.293	37.303	27.433	207.2	12:20:36.811
3		1:43.197	38.131	37.381	27.685	194.5	11:31:13.523	28		1:40.474	35.614	37.822	27.038	222.2	12:22:17.285
4		1:38.598	36.024	35.539	27.035	217.7	11:32:52.121	29		1:43.470 P	35.704	36.241	31.525	221.7	12:24:00.755
5		1:44.865	37.676	38.503	28.686	218.6	11:34:36.986								
6		1:39.602	35.957	36.340	27.305	218.1	11:36:16.588								
7		1:49.505 P	35.747	35.371	38.387	218.6	11:38:06.093								
8		11:33.309	10:23.526	40.512	29.271		11:49:39.402								
9		1:42.971	37.612	37.448	27.911	194.2	11:51:22.373								
10		1:38.263	35.781	34.863	27.619	218.1	11:53:00.636								
11		1:38.960	35.861	35.708	27.391	217.3	11:54:39.596								
12		1:37.082	35.568	34.544	26.970	218.6	11:56:16.678								
13		1:37.374	35.566	34.917	26.891	220.8	11:57:54.052								
14		1:45.913 P	35.632	37.308	32.973	219.9	11:59:39.965								
15		12:04.156 P	10:42.457	40.581	41.118		12:11:44.121								
16		2:08.272	58.708	37.885	31.679		12:13:52.393								
17		1:45.996	36.490	37.980	31.526		12:15:38.389								
18		1:37.206	35.561	34.652	26.993		12:17:15.595								
19		1:36.670	35.241	34.426	27.003		12:18:52.265								
20		1:49.493	36.559	42.485	30.449		12:20:41.758								
21		1:47.772 P	35.470	35.525	36.777	218.1	12:22:29.530								





Hungaroring
Euroformula Open
Private test - 1
Lap Analysis



58

Aaron Ferrazzano

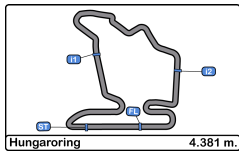
Dallara F324 TOM'S TGE 33

RT

Neri Autosport

Lap	D	Time	Sector 1	Sector 2	Sector 3	T. Spd	Elapsed
1		11:23:31.827	11:22:17.783	41.296	32.748		11:23:31.827
2		1:48.480	38.194	40.134	30.152	216.8	11:25:20.307
3		1:46.555	38.855	39.120	28.580	196.7	11:27:06.862
4		1:48.770	36.545	40.188	32.037	226.8	11:28:55.632
5		1:42.052	36.842	37.003	28.207	222.6	11:30:37.684
6		1:42.079	36.325	36.948	28.806	227.3	11:32:19.763
7		1:44.421	36.944	38.736	28.741	219.5	11:34:04.184
8		1:40.488	36.588	36.362	27.538	225.4	11:35:44.672
9		1:39.962	35.821	36.427	27.714	226.8	11:37:24.634
10		1:40.080	35.966	36.402	27.712	226.8	11:39:04.714
11		1:51.682 P	36.295	36.379	39.008	225.4	11:40:56.396
12		7:16.960	6:06.740	38.482	31.738		11:48:13.356
13		1:40.650	36.497	36.513	27.640	219.9	11:49:54.006
14		1:39.068	35.822	35.743	27.503	222.6	11:51:33.074
15		1:43.536	35.891	36.148	31.497	222.2	11:53:16.610
16		1:39.137	36.039	35.800	27.298	220.8	11:54:55.747
17		1:39.176	35.904	35.833	27.439	221.7	11:56:34.923
18		1:47.955 P	35.980	37.617	34.358	223.6	11:58:22.878
19		9:41.099 P	8:22.417	42.854	35.828		12:08:03.977
20		3:55.808	2:47.072	40.092	28.644		12:11:59.785
21		1:41.273	36.706	36.812	27.755	215.5	12:13:41.058
22		1:38.438	35.885	35.463	27.090		12:15:19.496
23		1:37.946	35.516	35.383	27.047	224.5	12:16:57.442
24		1:40.781	35.743	36.673	28.365		12:18:38.223
25		1:38.327	35.509	35.317	27.501	225.9	12:20:16.550



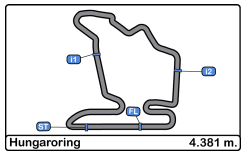


Hungaroring
Euroformula Open
Private test - 1
Best Sectors Results



Sector - 1				Sector - 2				Sector - 3				Ideal Lap vs Best Lap			
Clas	Nº	Driver	Time	Nº	Driver	Time	Nº	Driver	Time	Clas	Nº	Driver	Ideal Lap	Best Lap	Clas
1	44	Diego de la Torre	35.129	21	Rui-Heng Yeh	33.866	44	Diego de la Torre	26.403	1	44	Diego de la Torre	1:35.408	1:35.555	1
2	9	Everett Stack	35.133	44	Diego de la Torre	33.876	3	Javier Herrera	26.414	2	3	Javier Herrera	1:35.683	1:35.683	2
3	50	Jan Koller	35.241	3	Javier Herrera	33.899	7	Wiktor Dobrzański	26.460	3	9	Everett Stack	1:35.713	1:35.811	3
4	7	Wiktor Dobrzański	35.308	9	Everett Stack	33.972	21	Rui-Heng Yeh	26.490	4	21	Rui-Heng Yeh	1:35.786	1:36.011	4
5	27	Jesse Carrasquedo	35.322	7	Wiktor Dobrzański	34.163	9	Everett Stack	26.608	5	7	Wiktor Dobrzański	1:35.931	1:36.224	6
6	11	Alessandro Famularo	35.329	11	Alessandro Famularo	34.211	11	Alessandro Famularo	26.612	6	11	Alessandro Famularo	1:36.152	1:36.205	5
7	3	Javier Herrera	35.370	27	Jesse Carrasquedo	34.272	27	Jesse Carrasquedo	26.655	7	27	Jesse Carrasquedo	1:36.249	1:36.755	8
8	21	Rui-Heng Yeh	35.430	55	Divy Nandan	34.389	55	Divy Nandan	26.700	8	50	Jan Koller	1:36.558	1:36.670	7
9	55	Divy Nandan	35.494	50	Jan Koller	34.426	50	Jan Koller	26.891	9	55	Divy Nandan	1:36.583	1:36.909	9
10	10	Lorenzo Castillo	35.509	1	Marcelo Hahn	34.623	10	Lorenzo Castillo	26.953	10	10	Lorenzo Castillo	1:37.400	1:37.400	10
11	58	Aaron Ferrazzano	35.509	10	Lorenzo Castillo	34.938	58	Aaron Ferrazzano	27.047	11	1	Marcelo Hahn	1:37.618	1:37.847	11
12	1	Marcelo Hahn	35.879	58	Aaron Ferrazzano	35.317	1	Marcelo Hahn	27.116	12	58	Aaron Ferrazzano	1:37.873	1:37.946	12



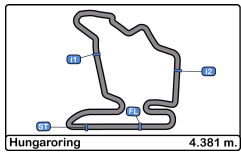


Hungaroring
Euroformula Open
Private test - 1
Best 5 Lap Times



Cls	N°	Driver	Nat	Cat	Cls	Team	Nat	Vehicle	Best 1		Best 2		Best 3		Best 4		Best 5	
									Time	Lap	Time	Lap	Time	Lap	Time	Lap	Time	Lap
1	44	Diego de la Torre	MEX			Team Motopark	DEU	Dallara F324 TOM'S TGE 33	1:35.555	23	1:36.131	24	1:36.379	14	1:36.472	18	1:36.808	15
2	3	Javier Herrera	MEX	RT	1	BVM Racing	ITA	Dallara F324 TOM'S TGE 33	1:35.683	17	1:35.881	12	1:36.369	11	1:36.807	7	1:38.745	4
3	9	Everett Stack	USA			Team Motopark	DEU	Dallara F324 TOM'S TGE 33	1:35.811	22	1:36.452	15	1:36.632	16	1:37.399	7	1:37.459	6
4	21	Rui-Heng Yeh	TPE			Team Motopark	DEU	Dallara F324 TOM'S TGE 33	1:36.011	17	1:36.239	15	1:36.557	21	1:36.804	23	1:36.997	5
5	11	Alessandro	VEN			BVM Racing	ITA	Dallara F324 TOM'S TGE 33	1:36.205	27	1:36.418	22	1:36.783	24	1:36.860	13	1:36.938	17
6	7	Wiktor Dobrzański	POL	RT	2	Team Motopark	DEU	Dallara F324 TOM'S TGE 33	1:36.224	24	1:36.286	15	1:36.535	18	1:37.627	7	1:37.692	10
7	50	Jan Koller	CZE	RT	3	Team Motopark	DEU	Dallara F324 TOM'S TGE 33	1:36.670	19	1:37.082	12	1:37.206	18	1:37.374	13	1:38.263	10
8	27	Jesse Carrasquedo	MEX			Team Motopark	DEU	Dallara F324 TOM'S TGE 33	1:36.755	18	1:36.809	13	1:37.560	7	1:37.622	8	1:37.842	12
9	55	Divy Nandan	IND			BVM Racing	ITA	Dallara F324 TOM'S TGE 33	1:36.909	18	1:36.951	23	1:37.849	15	1:37.900	24	1:38.512	10
10	10	Lorenzo Castillo	MEX	RT	4	Team Motopark	DEU	Dallara F324 TOM'S TGE 33	1:37.400	18	1:37.939	20	1:38.245	12	1:38.706	10	1:39.094	21
11	1	Marcelo Hahn	BRA			BVM Racing	ITA	Dallara F324 TOM'S TGE 33	1:37.847	19	1:37.857	15	1:37.864	20	1:38.356	14	1:38.554	13
12	58	Aaron Ferrazzano	BEL	RT	5	Neri Autosport	BEL	Dallara F324 TOM'S TGE 33	1:37.946	23	1:38.327	25	1:38.438	22	1:39.068	14	1:39.137	16



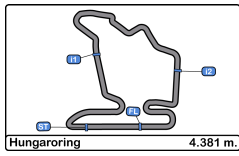


Hungaroring
Euroformula Open
Private test - 1
Best 5 Top Speeds



Clas	Nº	Driver	Nat	Cat	Cls	Team	Nat	Vehicle	Top 1		Top 2		Top 3		Top 4		Top 5		Avg
									Km/h	Lap	Km/h	Lap	Km/h	Lap	Km/h	Lap	Km/h	Lap	
1	58	Aaron Ferrazzano	BEL	RT	1	Neri Autosport	BEL	Dallara F324 TOM'S TGE 33	227.3	6	226.8	4	226.8	9	226.8	10	225.9	25	226.7
2	9	Everett Stack	USA			Team Motopark	DEU	Dallara F324 TOM'S TGE 33	224.5	23	221.3	5	220.4	8	220.4	15	220.4	16	221.4
3	44	Diego de la Torre	MEX			Team Motopark	DEU	Dallara F324 TOM'S TGE 33	224.5	25	223.1	23	222.6	15	221.7	10	221.7	16	222.7
4	11	Alessandro Famularo	ITA			BVM Racing	ITA	Dallara F324 TOM'S TGE 33	224.0	26	223.1	24	222.2	14	222.2	16	221.7	22	222.6
5	27	Jesse Carrasquedo	MEX			Team Motopark	DEU	Dallara F324 TOM'S TGE 33	223.1	19	222.2	21	221.3	18	220.8	5	220.8	8	221.6
6	55	Divy Nandan	IND			BVM Racing	ITA	Dallara F324 TOM'S TGE 33	223.1	19	222.2	28	221.7	12	221.7	29	221.3	16	222.0
7	10	Lorenzo Castillo	MEX	RT	2	Team Motopark	DEU	Dallara F324 TOM'S TGE 33	222.6	20	221.7	14	221.7	18	221.3	15	221.3	19	221.7
8	7	Wiktor Dobrzański	POL	RT	3	Team Motopark	DEU	Dallara F324 TOM'S TGE 33	222.2	19	222.2	22	221.7	18	221.3	10	221.3	15	221.7
9	3	Javier Herrera	MEX	RT	4	BVM Racing	ITA	Dallara F324 TOM'S TGE 33	221.7	22	221.3	18	220.8	8	220.8	20	220.4	13	221.0
10	21	Rui-Heng Yeh	TPE			Team Motopark	DEU	Dallara F324 TOM'S TGE 33	221.7	17	221.7	21	221.3	14	221.3	15	221.3	18	221.4
11	1	Marcelo Hahn	BRA			BVM Racing	ITA	Dallara F324 TOM'S TGE 33	221.3	21	220.8	23	219.9	6	219.9	22	219.5	14	220.3
12	50	Jan Koller	CZE	RT	5	Team Motopark	DEU	Dallara F324 TOM'S TGE 33	220.8	13	219.9	14	218.6	5	218.6	7	218.6	12	219.3



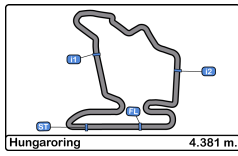


Hungaroring
Euroformula Open
Private test - 1
Fastest Laps Sequence



Lap	Time of Day	Session Time	Nº Driver	Nat	Cat	Team	Nat	Vehicle	Time	Km/h
2	11:24:59.793	3:59.793	3 Javier Herrera	MEX	RT	BVM Racing	ITA	Dallara F324 TOM'S TGE 33	1:48.664	145.1
2	11:25:10.024	4:10.024	11 Alessandro Famularo	VEN		BVM Racing	ITA	Dallara F324 TOM'S TGE 33	1:43.412	152.5
3	11:26:39.025	5:39.025	3 Javier Herrera	MEX	RT	BVM Racing	ITA	Dallara F324 TOM'S TGE 33	1:39.232	158.9
3	11:26:48.831	5:48.831	11 Alessandro Famularo	VEN		BVM Racing	ITA	Dallara F324 TOM'S TGE 33	1:38.807	159.6
4	11:28:17.770	7:17.770	3 Javier Herrera	MEX	RT	BVM Racing	ITA	Dallara F324 TOM'S TGE 33	1:38.745	159.7
4	11:31:03.462	10:03.462	21 Rui-Heng Yeh	TPE		Team Motopark	DEU	Dallara F324 TOM'S TGE 33	1:37.861	161.1
4	11:31:56.403	10:56.403	9 Everett Stack	USA		Team Motopark	DEU	Dallara F324 TOM'S TGE 33	1:37.764	161.3
5	11:32:40.459	11:40.459	21 Rui-Heng Yeh	TPE		Team Motopark	DEU	Dallara F324 TOM'S TGE 33	1:36.997	162.5
7	11:33:26.476	12:26.476	3 Javier Herrera	MEX	RT	BVM Racing	ITA	Dallara F324 TOM'S TGE 33	1:36.807	162.9
11	11:45:34.018	24:34.018	3 Javier Herrera	MEX	RT	BVM Racing	ITA	Dallara F324 TOM'S TGE 33	1:36.369	163.6
12	11:47:09.899	26:09.899	3 Javier Herrera	MEX	RT	BVM Racing	ITA	Dallara F324 TOM'S TGE 33	1:35.881	164.4
17	12:12:04.356	51:04.356	3 Javier Herrera	MEX	RT	BVM Racing	ITA	Dallara F324 TOM'S TGE 33	1:35.683	164.8
23	12:17:07.823	56:07.823	44 Diego de la Torre	MEX		Team Motopark	DEU	Dallara F324 TOM'S TGE 33	1:35.555	165.0





Hungaroring
Euroformula Open
Private test - 1
Pit Stop Analysis



1 Marcello Hahn Dallara F324 TOM'S TGE 33
BVM Racing

Nº	In Day Time	In Time	Out Time	Pit Time	T. Pit Time	Handicap	Diff.
1	11:37:23.831	11:37:23.831	11:42:55.038	5:31.207	5:31.207		
2	11:54:37.258	11:54:37.258	12:01:56.454	7:19.196	12:50.403		

3 Javier Herrera Dallara F324 TOM'S TGE 33
RT BVM Racing

Nº	In Day Time	In Time	Out Time	Pit Time	T. Pit Time	Handicap	Diff.
1	11:35:11.189	11:35:11.189	11:40:17.120	5:05.931	5:05.931		
2	11:50:44.933	11:50:44.933	12:06:43.853	15:58.920	21:04.851		

7 Wiktor Dobrzański Dallara F324 TOM'S TGE 33
RT Team Motopark

Nº	In Day Time	In Time	Out Time	Pit Time	T. Pit Time	Handicap	Diff.
1	11:23:32.280	11:23:32.280	11:28:07.199	4:34.919	4:34.919		
2	11:45:03.430	11:45:03.430	11:47:08.966	2:05.536	6:40.455		
3	11:49:02.286	11:49:02.286	11:52:38.449	3:36.163	10:16.618		
4	12:04:37.213	12:04:37.213	12:08:39.367	4:02.154	14:18.772		
5	12:19:05.584	12:19:05.584	12:19:29.303	23.719	14:42.491		

9 Everett Stack Dallara F324 TOM'S TGE 33
Team Motopark

Nº	In Day Time	In Time	Out Time	Pit Time	T. Pit Time	Handicap	Diff.
1	11:23:33.717	11:23:33.717	11:26:51.873	3:18.156	3:18.156		
2	11:40:21.594	11:40:21.594	11:41:16.424	54.830	4:12.986		
3	11:45:34.290	11:45:34.290	11:45:58.069	23.779	4:36.765		
4	11:48:01.609	11:48:01.609	11:55:58.751	7:57.142	12:33.907		
5	12:04:17.719	12:04:17.719	12:08:54.404	4:36.685	17:10.592		
6	12:19:16.817	12:19:16.817	12:20:02.847	46.030	17:56.622		

10 Lorenzo Castillo Dallara F324 TOM'S TGE 33
RT Team Motopark

Nº	In Day Time	In Time	Out Time	Pit Time	T. Pit Time	Handicap	Diff.
1	11:23:35.917	11:23:35.917	11:26:14.565	2:38.648	2:38.648		
2	11:37:46.583	11:37:46.583	11:46:40.710	8:54.127	11:32.775		
3	12:01:03.974	12:01:03.974	12:08:11.634	7:07.660	18:40.435		

11 Alessandro Famularo Dallara F324 TOM'S TGE 33
BVM Racing

Nº	In Day Time	In Time	Out Time	Pit Time	T. Pit Time	Handicap	Diff.
1	11:37:37.381	11:37:37.381	11:41:49.114	4:11.733	4:11.733		
2	11:59:21.882	11:59:21.882	12:06:27.939	7:06.057	11:17.790		

21 Rui-Heng Yeh Dallara F324 TOM'S TGE 33
Team Motopark

Nº	In Day Time	In Time	Out Time	Pit Time	T. Pit Time	Handicap	Diff.
1	11:23:17.526	11:23:17.526	11:25:40.943	2:23.417	2:23.417		
2	11:38:09.033	11:38:09.033	11:40:12.922	2:03.889	4:27.306		
3	11:44:12.896	11:44:12.896	11:44:38.385	25.489	4:52.795		
4	11:46:33.097	11:46:33.097	11:48:29.478	1:56.381	6:49.176		
5	12:00:48.865	12:00:48.865	12:08:29.595	7:40.730	14:29.906		

27 Jesse Carrasquedo Dallara F324 TOM'S TGE 33
Team Motopark

Nº	In Day Time	In Time	Out Time	Pit Time	T. Pit Time	Handicap	Diff.
1	11:23:22.799	11:23:22.799	11:26:08.222	2:45.423	2:45.423		
2	11:39:55.221	11:39:55.221	11:44:58.691	5:03.470	7:48.893		
3	11:55:17.139	11:55:17.139	12:06:24.561	11:07.422	18:56.315		

44 Diego de la Torre Dallara F324 TOM'S TGE 33
Team Motopark

Nº	In Day Time	In Time	Out Time	Pit Time	T. Pit Time	Handicap	Diff.
1	11:23:28.964	11:23:28.964	11:28:12.917	4:43.953	4:43.953		
2	11:43:59.821	11:43:59.821	11:46:18.933	2:19.112	7:03.065		
3	11:48:11.426	11:48:11.426	11:51:34.416	3:22.990	10:26.055		
4	12:05:30.731	12:05:30.731	12:09:57.712	4:26.981	14:53.036		

50 Jan Koller Dallara F324 TOM'S TGE 33
RT Team Motopark

Nº	In Day Time	In Time	Out Time	Pit Time	T. Pit Time	Handicap	Diff.
1	11:23:31.045	11:23:31.045	11:27:39.598	4:08.553	4:08.553		
2	11:38:03.098	11:38:03.098	11:47:45.535	9:42.437	13:50.990		
3	11:59:37.023	11:59:37.023	12:09:42.892	10:05.869	23:56.859		
4	12:11:41.233	12:11:41.233	12:12:06.785	25.552	24:22.411		

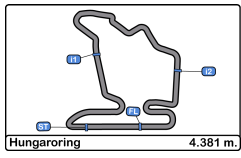
55 Divy Nandan Dallara F324 TOM'S TGE 33
BVM Racing

Nº	In Day Time	In Time	Out Time	Pit Time	T. Pit Time	Handicap	Diff.
1	11:42:37.559	11:42:37.559	11:46:22.674	3:45.115	3:45.115		
2	12:00:14.477	12:00:14.477	12:08:04.906	7:50.429	11:35.544		

58 Aaron Ferrazzano Dallara F324 TOM'S TGE 33
RT Neri Autosport

Nº	In Day Time	In Time	Out Time	Pit Time	T. Pit Time	Handicap	Diff.
1	11:40:53.948	11:40:53.948	11:46:24.733	5:30.785	5:30.785		
2	11:58:20.450	11:58:20.450	12:06:03.683	7:43.233	13:14.018		
3	12:08:01.643	12:08:01.643	12:10:13.414	2:11.771	15:25.789		

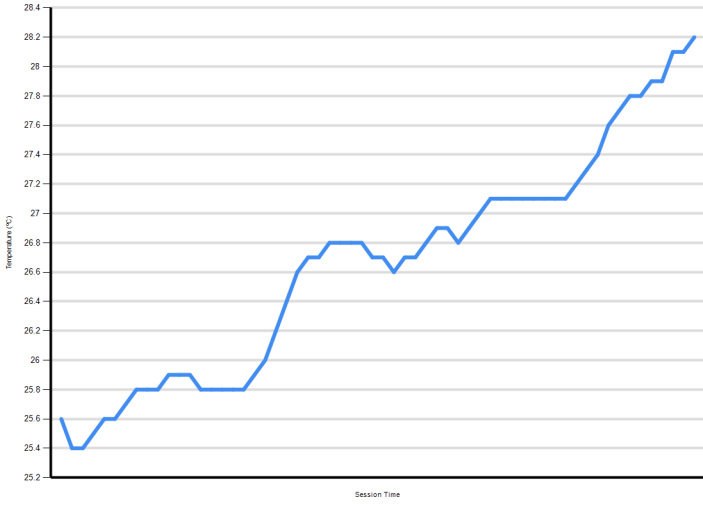




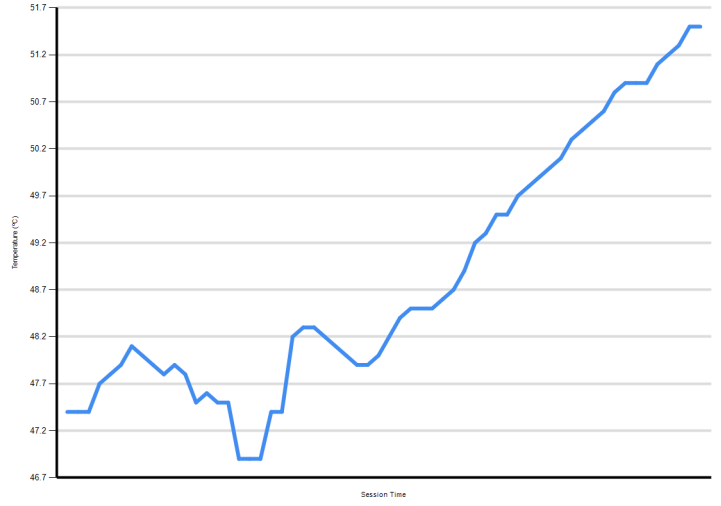
Hungaroring
Euroformula Open
Private test - 1
Weather Report



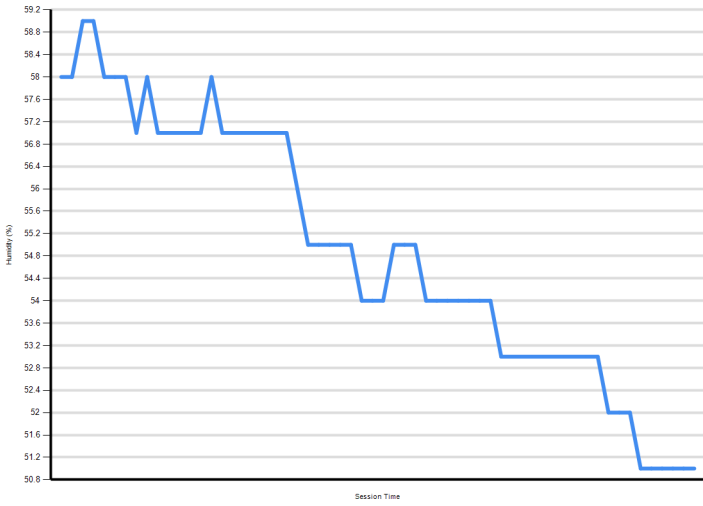
Air Temperature



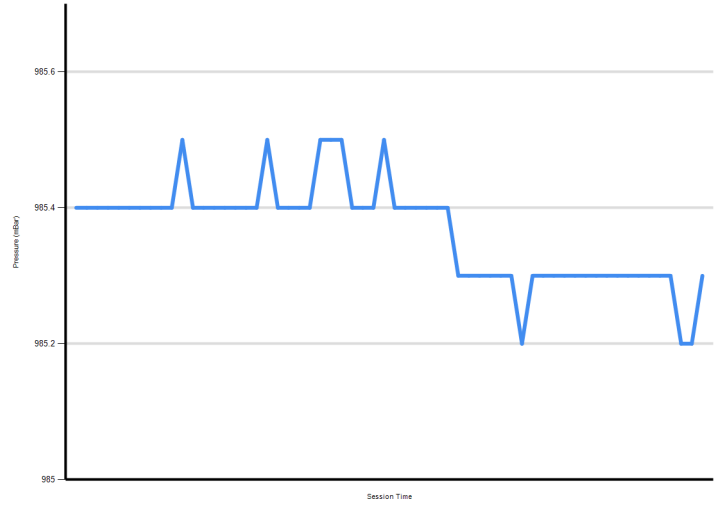
Track Temperature



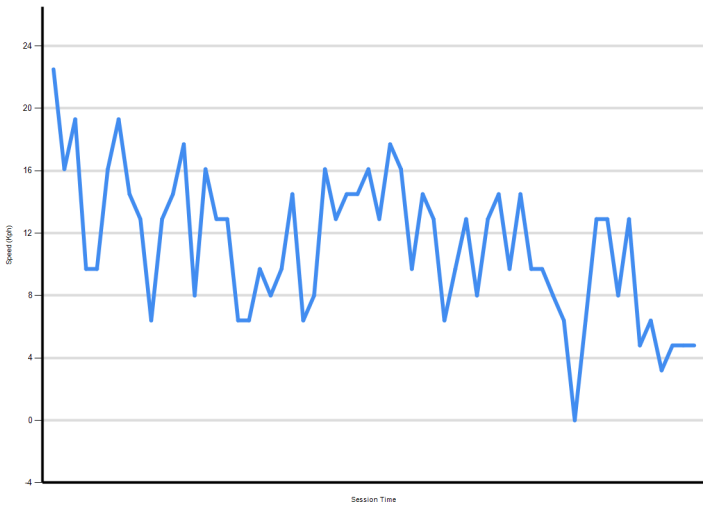
Humidity



Pressure



Wind Speed



Wind direction

