

Autodromo Int. do Algarve
Euroformula Open
Private test - 2
Provisional Results



Clas	Nº	Driver	Nat	Cat	Clas	Team	Nat	Vehicle	Laps	Best	Time	Gap	Interval	Km/h
1	44	Diego de la Torre	MEX			Team Motopark	DEU	Dallara F324 TOM'S TGE 33	23	4	1:36.510			173.5
2	21	Rui-Heng Yeh	TPE			Team Motopark	DEU	Dallara F324 TOM'S TGE 33	24	5	1:36.763	0.253	0.253	173.1
3	9	Everett Stack	USA			Team Motopark	DEU	Dallara F324 TOM'S TGE 33	20	4	1:36.790	0.280	0.027	173.0
4	4	Divy Nandan	IND			BVM Racing	ITA	Dallara F324 TOM'S TGE 33	21	20	1:36.941	0.431	0.151	172.7
5	3	Javier Herrera	MEX	RT	1	BVM Racing	ITA	Dallara F324 TOM'S TGE 33	16	12	1:36.965	0.455	0.024	172.7
6	27	Jesse Carrasquedo	MEX			Team Motopark	DEU	Dallara F324 TOM'S TGE 33	20	5	1:36.985	0.475	0.020	172.7
7	11	Alessandro Famularo	VEN			BVM Racing	ITA	Dallara F324 TOM'S TGE 33	24	12	1:37.330	0.820	0.345	172.1
8	10	Lorenzo Castillo	MEX	RT	2	Team Motopark	DEU	Dallara F324 TOM'S TGE 33	24	22	1:37.598	1.088	0.268	171.6
9	50	Jan Koller	CZE	RT	3	Team Motopark	DEU	Dallara F324 TOM'S TGE 33	25	24	1:37.643	1.133	0.045	171.5
10	58	Aaron Ferrazzano	BEL	RT	4	Aaron Ferrazzano by Neri Autosport	BEL	Dallara F324 TOM'S TGE 33	20	16	1:37.663	1.153	0.020	171.5
11	7	Wiktor Dobrzański	POL	RT	5	Team Motopark	DEU	Dallara F324 TOM'S TGE 33	12	5	1:37.728	1.218	0.065	171.4

Published at:.....

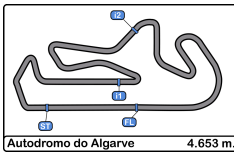
Track Temp: 20.0 °C Air Temp: 26.2 °C Humidity: 39 % Track Status: DRY

Race Director:



Timekeeper:





Autodromo Int. do Algarve
Euroformula Open
Private test - 2



Provisional Results by Category

Clas	Nº	Driver	Nat	Cat	Clas	Team	Nat	Vehicle	Laps	Best	Time	Gap	Interval	Km/h
1	44	Diego de la Torre	MEX			Team Motopark	DEU	Dallara F324 TOM'S TGE 33	23	4	1:36.510			173.5
2	21	Rui-Heng Yeh	TPE			Team Motopark	DEU	Dallara F324 TOM'S TGE 33	24	5	1:36.763	0.253	0.253	173.1
3	9	Everett Stack	USA			Team Motopark	DEU	Dallara F324 TOM'S TGE 33	20	4	1:36.790	0.280	0.027	173.0
4	4	Divy Nandan	IND			BVM Racing	ITA	Dallara F324 TOM'S TGE 33	21	20	1:36.941	0.431	0.151	172.7
5	27	Jesse Carrasquedo	MEX			Team Motopark	DEU	Dallara F324 TOM'S TGE 33	20	5	1:36.985	0.475	0.044	172.7
6	11	Alessandro Famularo	VEN			BVM Racing	ITA	Dallara F324 TOM'S TGE 33	24	12	1:37.330	0.820	0.345	172.1

RT

Clas	Nº	Driver	Nat	Cat	Clas	Team	Nat	Vehicle	Laps	Best	Time	Gap	Interval	Km/h
1	3	Javier Herrera	MEX	RT	1	BVM Racing	ITA	Dallara F324 TOM'S TGE 33	16	12	1:36.965			172.7
2	10	Lorenzo Castillo	MEX	RT	2	Team Motopark	DEU	Dallara F324 TOM'S TGE 33	24	22	1:37.598	0.633	0.633	171.6
3	50	Jan Koller	CZE	RT	3	Team Motopark	DEU	Dallara F324 TOM'S TGE 33	25	24	1:37.643	0.678	0.045	171.5
4	58	Aaron Ferrazzano	BEL	RT	4	Aaron Ferrazzano by Neri Autosport	BEL	Dallara F324 TOM'S TGE 33	20	16	1:37.663	0.698	0.020	171.5
5	7	Wiktor Dobrzański	POL	RT	5	Team Motopark	DEU	Dallara F324 TOM'S TGE 33	12	5	1:37.728	0.763	0.065	171.4

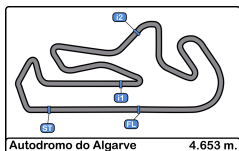
Published at:.....

Track Temp: 20.0 °C Air Temp: 26.2 °C Humidity: 39 % Track Status: DRY

Race Director:

Timekeeper:





Autodromo Int. do Algarve
Euroformula Open
Private test - 2
Lap Analysis



3

Javier Herrera

Dallara F324 TOM'S TGE 33

7

Wiktór Dobrzański

Dallara F324 TOM'S TGE 33

BVM Racing						Team Motopark									
Lap	D	Time	Sector 1	Sector 2	Sector 3	T. Spd	Elapsed	Lap	D	Time	Sector 1	Sector 2	Sector 3	T. Spd	Elapsed
1		13:24:53.382	P 13:23:30.168	36.595	46.619		13:24:53.382	1		13:22:17.475	13:21:01.529	36.182	39.764		13:22:17.475
2		2:38.366	P 1:21.897	33.362	43.107		13:27:31.748	2		1:49.088	36.852	34.105	38.131	186.5	13:24:06.563
3		2:28.538	1:15.373	36.468	36.697		13:30:00.286	3		1:44.228	35.339	32.540	36.349	188.1	13:25:50.791
4		1:45.497	33.441	33.783	38.273	244.8	13:31:45.783	4		1:37.744	31.265	30.888	35.591	242.6	13:27:28.535
5		1:42.951	32.635	32.462	37.854	242.6	13:33:28.734	5		1:37.728	31.051	30.919	35.758	242.1	13:29:06.263
6		1:45.058	32.569	34.401	38.088	242.6	13:35:13.792	6		1:38.032	31.195	30.933	35.904	243.2	13:30:44.295
7		1:37.849	31.193	31.022	35.634	244.8	13:36:51.641	7		1:51.041	P 31.853	31.833	47.355	242.6	13:32:35.336
8		1:40.976	30.907	31.060	39.009	246.5	13:38:32.617	8		17:07.085	P 15:47.490	34.482	45.113		13:49:42.421
9		1:41.086	31.066	30.883	39.137	246.0	13:40:13.703	9		2:33.240	1:22.880	32.896	37.464		13:52:15.661
10		1:45.689	P 30.973	30.980	43.736	245.4	13:41:59.392	10		1:42.292	34.235	32.172	35.885	197.8	13:53:57.953
11		8:58.208	7:50.005	32.437	35.766		13:50:57.600	11		1:46.251	35.228	34.412	36.611	243.2	13:55:44.204
12		1:36.965	30.919	30.845	35.201	244.8	13:52:34.565	12		1:46.394	P 31.163	30.891	44.340	243.2	13:57:30.598
13		1:46.205	36.417	32.872	36.916	246.0	13:54:20.770	9 Everett Stack Dallara F324 TOM'S TGE 33 Team Motopark							
14		1:46.878	34.763	34.957	37.158	244.3	13:56:07.648								
15		1:37.140	31.057	30.735	35.348	244.3	13:57:44.788								
16		1:44.697	P 30.901	30.906	42.890	244.8	13:59:29.485								

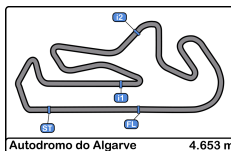
4

Divy Nandan

Dallara F324 TOM'S TGE 33

BVM Racing						Team Motopark									
Lap	D	Time	Sector 1	Sector 2	Sector 3	T. Spd	Elapsed	Lap	D	Time	Sector 1	Sector 2	Sector 3	T. Spd	Elapsed
1		13:22:08.210	P 13:20:49.820	34.491	43.899		13:22:08.210	1		13:23:50.099	13:22:35.046	35.716	39.337		13:23:50.099
2		2:46.966	P 1:26.791	32.894	47.281		13:24:55.176	2		1:45.906	34.042	33.374	38.490	210.1	13:25:36.005
3		2:48.585	1:39.202	32.246	37.137		13:27:43.761	3		1:43.770	34.090	32.892	36.788	213.4	13:27:19.775
4		1:45.276	34.423	32.521	38.332	177.0	13:29:29.037	4		1:36.790	30.822	30.391	35.577	242.1	13:28:56.565
5		1:58.054	35.807	37.394	44.853	244.8	13:31:27.091	5		1:37.162	30.965	30.593	35.604	243.2	13:30:33.727
6		1:38.703	31.558	31.119	36.026	243.7	13:33:05.794	6		1:43.795	P 31.194	30.544	42.057	243.2	13:32:17.522
7		1:48.902	34.467	37.546	36.889	244.3	13:34:54.696	7		16:20.590	P 15:05.889	32.104	42.597		13:48:38.112
8		1:46.299	33.658	35.796	36.845	244.8	13:36:40.995	8		2:54.164	P 1:41.459	30.938	41.767		13:51:32.276
9		1:38.888	31.505	31.325	36.058	244.8	13:38:19.883	9		2:18.694	1:12.543	30.531	35.620		13:53:50.970
10		1:49.819	P 31.214	35.936	42.669	246.0	13:40:09.702	10		1:37.733	31.078	30.751	35.904	243.7	13:55:28.703
11		1:48.902	34.467	37.546	36.889	244.3	13:34:54.696	11		1:37.571	31.035	30.590	35.946	243.2	13:57:06.274
12		1:46.299	33.658	35.796	36.845	244.8	13:36:40.995	12		1:37.617	30.948	30.719	35.950	242.1	13:58:43.891
13		1:38.888	31.505	31.325	36.058	244.8	13:38:19.883	13		1:37.849	31.124	30.838	35.887	242.6	14:00:21.740
14		1:49.819	P 31.214	35.936	42.669	246.0	13:40:09.702	14		1:38.337	31.234	30.945	36.158	243.2	14:02:00.077
15		9:32.077	8:21.863	31.897	38.317		13:49:41.779	15		1:38.146	31.298	30.883	35.965	243.2	14:03:38.223
16		1:37.813	31.145	30.920	35.748	246.0	13:51:19.592	16		1:38.293	31.282	30.893	36.118	242.6	14:05:16.516
17		1:46.738	P 31.133	32.279	43.326	247.7	13:53:06.330	17		1:37.749	31.246	30.744	35.759	242.6	14:06:54.265
18		7:05.038	5:55.633	33.194	36.211		14:00:11.368	18		1:38.444	31.327	31.149	35.968	243.2	14:08:32.709
19		1:45.337	32.048	35.477	37.812	239.4	14:01:56.705	19		1:38.103	31.251	30.846	36.006	244.3	14:10:10.812
20		1:38.274	31.128	30.884	36.262	243.2	14:03:34.979	20		1:46.098	P 31.362	31.026	43.710	244.3	14:11:56.910
21		1:52.927	35.450	34.813	42.664	243.7	14:05:27.906								
22		1:37.261	31.089	30.732	35.440	244.3	14:07:05.167								
23		1:37.549	30.877	30.706	35.966	245.4	14:08:42.716								
24		1:36.941	30.915	30.704	35.322	247.7	14:10:19.657								
25		1:43.776	P 32.130	30.835	40.811	247.7	14:12:03.433								





Autodromo Int. do Algarve
Euroformula Open
Private test - 2
Lap Analysis



10 Lorenzo Castillo Dallara F324 TOM'S TGE 33 21 Rui-Heng Yeh Dallara F324 TOM'S TGE 33

RT

Team Motopark

Team Motopark

Lap	D	Time	Sector 1	Sector 2	Sector 3	T. Spd	Elapsed	Lap	D	Time	Sector 1	Sector 2	Sector 3	T. Spd	Elapsed
1		13:22:22.232	13:21:04.949	36.567	40.716		13:22:22.232	1		13:22:25.338	13:21:08.065	36.884	40.389		13:22:25.338
2		1:50.554	37.858	33.307	39.389	179.4	13:24:12.786	2		1:50.066	36.507	34.818	38.741	196.0	13:24:15.404
3		1:44.490	35.746	31.882	36.862	198.5	13:25:57.276	3		1:47.328	35.337	35.008	36.983	205.3	13:26:02.732
4		1:38.001	31.661	30.715	35.625	242.1	13:27:35.277	4		1:36.830	30.900	30.436	35.494	241.0	13:27:39.562
5		1:37.655	31.153	30.812	35.690	242.1	13:29:12.932	5		1:36.763	30.812	30.558	35.393	241.6	13:29:16.325
6		1:37.767	31.269	30.954	35.544	242.6	13:30:50.699	6		1:46.002 P	30.891	30.758	44.353	242.6	13:31:02.327
7		1:49.328 P	31.509	30.844	46.975	241.6	13:32:40.027	7		11:09.501 P	9:45.299	35.915	48.287		13:42:11.828
8		11:01.728 P	9:43.188	32.899	45.641		13:43:41.755	8		2:22.881 P	1:02.975	32.621	47.285		13:44:34.709
9		2:30.634	1:22.922	31.699	36.013		13:46:12.389	9		2:21.548	1:13.948	31.516	36.084		13:46:56.257
10		1:38.029	31.526	30.829	35.674	239.4	13:47:50.418	10		1:38.223	31.341	30.884	35.998	245.4	13:48:34.480
11		1:38.165	31.485	30.837	35.843	241.0	13:49:28.583	11		1:37.944	31.184	30.867	35.893	242.1	13:50:12.424
12		1:38.037	31.345	30.935	35.757	241.6	13:51:06.620	12		1:37.810	31.166	30.732	35.912	243.2	13:51:50.234
13		1:38.329	31.257	31.138	35.934	243.2	13:52:44.949	13		1:37.927	30.964	31.041	35.922	243.7	13:53:28.161
14		1:38.108	31.279	31.016	35.813	243.7	13:54:23.057	14		1:37.760	31.110	30.782	35.868	243.7	13:55:05.921
15		1:38.724	31.459	31.277	35.988	243.7	13:56:01.781	15		1:38.157	31.154	30.968	36.035	239.4	13:56:44.078
16		1:38.248	31.475	30.828	35.945	242.1	13:57:40.029	16		1:37.778	31.077	30.756	35.945	240.0	13:58:21.856
17		1:38.169	31.344	30.939	35.886	240.5	13:59:18.198	17		1:37.847	31.162	30.837	35.848	240.0	13:59:59.703
18		1:38.056	31.308	30.949	35.799	242.6	14:00:56.254	18		1:37.746	31.181	30.838	35.727	240.0	14:01:37.449
19		1:38.364	31.427	31.083	35.854	242.1	14:02:34.618	19		1:37.866	31.139	30.816	35.911	240.0	14:03:15.315
20		1:38.093	31.371	30.905	35.817	241.6	14:04:12.711	20		1:37.610	31.130	30.743	35.737	239.4	14:04:52.925
21		1:37.979	31.326	30.851	35.802	241.0	14:05:50.690	21		1:38.738	32.076	30.824	35.838	222.2	14:06:31.663
22		1:37.598	31.182	30.775	35.641	241.0	14:07:28.288	22		1:38.273	31.196	31.052	36.025	243.2	14:08:09.936
23		1:37.654	31.257	30.824	35.573	242.6	14:09:05.942	23		1:37.915	31.110	30.859	35.946	245.4	14:09:47.851
24		1:50.731 P	32.666	31.780	46.285	242.6	14:10:56.673	24		1:47.410 P	31.365	31.238	44.807	243.7	14:11:35.261

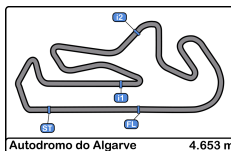
11 Alessandro Famularo Dallara F324 TOM'S TGE 33 27 Jesse Carrasquedo Dallara F324 TOM'S TGE 33

BVM Racing

Team Motopark

Lap	D	Time	Sector 1	Sector 2	Sector 3	T. Spd	Elapsed	Lap	D	Time	Sector 1	Sector 2	Sector 3	T. Spd	Elapsed
1		13:25:47.351 P	13:24:25.424	34.252	47.675		13:25:47.351	1		13:23:17.277	13:21:55.126	39.099	43.052		13:23:17.277
2		2:31.455	1:19.979	33.564	37.912		13:28:18.806	2		1:54.329	37.310	37.527	39.492	213.4	13:25:11.606
3		1:37.917	31.201	31.218	35.498	243.7	13:29:56.723	3		1:48.650	35.007	33.094	40.549	217.3	13:27:00.256
4		1:37.699	30.929	30.873	35.897	245.4	13:31:34.422	4		1:37.373	31.201	30.819	35.353	241.0	13:28:37.629
5		1:37.836	31.045	30.676	36.115	244.8	13:33:12.258	5		1:36.985	30.859	30.669	35.457	242.6	13:30:14.614
6		1:37.738	30.987	30.876	35.875	244.8	13:34:49.996	6		1:37.189	30.992	30.572	35.625	242.6	13:31:51.803
7		1:37.726	31.098	30.903	35.725	244.3	13:36:27.722	7		1:49.290 P	33.033	32.173	44.084	242.1	13:33:41.093
8		1:37.765	31.040	31.026	35.699	245.4	13:38:05.487	8		9:31.331	8:17.294	35.181	38.856		13:43:12.424
9		1:37.619	30.971	30.874	35.774	245.4	13:39:43.106	9		1:39.293	31.614	31.158	36.521	241.0	13:44:51.717
10		1:37.691	30.947	30.892	35.852	246.5	13:41:20.797	10		1:38.640	31.387	30.999	36.254	242.1	13:46:30.357
11		1:43.354	35.242	31.870	36.242	246.5	13:43:04.151	11		1:38.005	31.280	30.786	35.939	242.1	13:48:08.362
12		1:37.330	31.004	30.720	35.606	246.5	13:44:41.481	12		1:38.102	31.174	30.876	36.052	242.6	13:49:46.464
13		1:37.780	31.247	30.703	35.830	246.0	13:46:19.261	13		1:38.017	31.252	30.914	35.851	243.2	13:51:24.481
14		1:37.555	31.047	30.625	35.883	246.0	13:47:56.816	14		1:37.935	31.114	30.904	35.917	244.3	13:53:02.416
15		1:40.948	31.041	31.702	38.205	245.4	13:49:37.764	15		1:37.892	31.171	30.874	35.847	244.3	13:54:40.308
16		1:37.603	31.152	30.827	35.624	245.4	13:51:15.367	16		1:51.247 P	31.536	30.997	48.714	242.6	13:56:31.555
17		1:45.537	31.064	31.016	43.457	247.7	13:53:00.904	17		8:31.226	7:21.702	32.481	37.043		14:05:02.781
18		1:48.121	38.381	33.684	36.056	187.8	13:54:49.025	18		1:37.964	31.343	30.813	35.808	240.5	14:06:40.745
19		1:38.088	31.078	30.967	36.043	245.4	13:56:27.113	19		1:37.671	31.114	30.855	35.702	242.1	14:08:18.416
20		1:38.776	31.201	31.714	35.861	245.4	13:58:05.889	20		1:46.922 P	31.117	31.896	43.909	243.7	14:10:05.338
21		1:37.568	30.999	30.755	35.814	246.0	13:59:43.457								
22		1:52.977 P	37.240	31.288	44.449	230.2	14:01:36.434								
23		5:29.711 P	4:01.633	36.288	51.790		14:07:06.145								
24		2:44.873 P	1:12.314	36.405	56.154		14:09:51.018								





Autodromo Int. do Algarve
Euroformula Open
Private test - 2
Lap Analysis



44

Diego de la Torre

Dallara F324 TOM'S TGE 33

58

Aaron Ferrazzano

Dallara F324 TOM'S TGE 33

Team Motopark RT

Aaron Ferrazzano by Neri

Lap	D	Time	Sector 1	Sector 2	Sector 3	T. Spd	Elapsed	Lap	D	Time	Sector 1	Sector 2	Sector 3	T. Spd	Elapsed
1		13:22:31.975	13:21:16.751	35.978	39.246		13:22:31.975	1		13:23:19.336	13:22:04.465	36.739	38.132		13:23:19.336
2		1:50.855	35.028	33.686	42.141	193.5	13:24:22.830	2		1:44.078	33.802	33.118	37.158	237.3	13:25:03.414
3		1:36.674	30.900	30.542	35.232	243.2	13:25:59.504	3		1:40.224	32.082	31.616	36.526	240.5	13:26:43.638
4		1:36.510	30.615	30.627	35.268	243.7	13:27:36.014	4		1:39.112	31.741	31.326	36.045	241.0	13:28:22.750
5		1:47.712 P	30.805	30.717	46.190	245.4	13:29:23.726	5		1:38.694	31.428	31.231	36.035	243.2	13:30:01.444
6		12:39.679 P	11:19.419	35.286	44.974		13:42:03.405	6		1:39.111	31.505	31.335	36.271	244.8	13:31:40.555
7		2:18.240 P	1:01.508	33.262	43.470		13:44:21.645	7		1:50.618	36.264	36.630	37.724	242.6	13:33:31.173
8		2:34.350	1:21.454	33.554	39.342		13:46:55.995	8		1:38.903	31.522	31.243	36.138	242.1	13:35:10.076
9		1:37.594	31.197	30.659	35.738	242.1	13:48:33.589	9		1:38.922	31.538	31.321	36.063	242.1	13:36:48.998
10		1:37.479	30.989	30.723	35.767	242.1	13:50:11.068	10		1:44.157 P	31.509	31.241	41.407	243.2	13:38:33.155
11		1:37.410	31.014	30.874	35.522	243.7	13:51:48.478	11		11:53.527	10:42.805	33.954	36.768		13:50:26.682
12		1:38.543	31.326	31.557	35.660	244.8	13:53:27.021	12		1:39.152	31.720	31.395	36.037	240.5	13:52:05.834
13		1:37.569	30.897	30.798	35.874	244.8	13:55:04.590	13		1:38.037	31.235	30.979	35.823	244.8	13:53:43.871
14		1:39.711	33.031	30.815	35.865	180.6	13:56:44.301	14		1:37.949	31.211	30.910	35.828	243.7	13:55:21.820
15		1:38.374	31.393	31.072	35.909	230.7	13:58:22.675	15		1:37.790	31.259	30.718	35.813	243.2	13:56:59.610
16		1:38.003	31.405	30.914	35.684	245.4	14:00:00.678	16		1:37.663	31.192	30.763	35.708	242.1	13:58:37.273
17		1:37.404	30.949	30.733	35.722	244.8	14:01:38.082	17		1:37.778	31.107	30.790	35.881	243.2	14:00:15.051
18		1:37.692	31.093	30.909	35.690	245.4	14:03:15.774	18		1:50.091	35.860	37.531	36.700	233.2	14:02:05.142
19		1:37.642	31.140	30.841	35.661	246.0	14:04:53.416	19		1:38.221	31.246	31.012	35.963	242.6	14:03:43.363
20		1:37.464	31.044	30.812	35.608	243.2	14:06:30.880	20		1:44.627 P	32.129	31.510	40.988	242.1	14:05:27.990
21		1:38.504	30.910	31.720	35.874	243.2	14:08:09.384								
22		1:37.686	31.082	30.902	35.702	244.8	14:09:47.070								
23		1:45.151 P	30.982	31.012	43.157	244.8	14:11:32.221								

50

Jan Koller

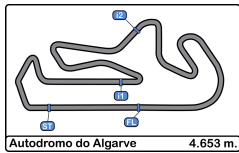
Dallara F324 TOM'S TGE 33

RT

Team Motopark

Lap	D	Time	Sector 1	Sector 2	Sector 3	T. Spd	Elapsed
1		13:22:54.466	13:21:36.293	37.763	40.410		13:22:54.466
2		1:44.294	34.646	32.744	36.904	215.1	13:24:38.760
3		1:40.327	32.668	31.689	35.970	222.2	13:26:19.087
4		1:44.686	34.296	34.155	36.235	241.6	13:28:03.773
5		1:43.516	31.402	34.673	37.441	241.0	13:29:47.289
6		1:38.039	31.244	30.988	35.807	242.1	13:31:25.328
7		1:42.834	31.168	34.417	37.249	241.6	13:33:08.162
8		1:46.760 P	31.381	30.653	44.726	242.1	13:34:54.922
9		10:10.435 P	8:50.966	33.199	46.270		13:45:05.357
10		2:22.025	1:13.445	32.311	36.269		13:47:27.382
11		1:38.592	31.751	30.997	35.844	241.0	13:49:05.974
12		1:38.094	31.255	30.922	35.917	241.6	13:50:44.068
13		1:38.360	31.500	31.054	35.806	243.2	13:52:22.428
14		1:38.395	31.254	31.254	35.887	244.8	13:54:00.823
15		1:38.414	31.423	30.962	36.029	243.2	13:55:39.237
16		1:38.846	31.446	31.365	36.035	241.6	13:57:18.083
17		1:38.682	31.395	30.825	36.462	241.0	13:58:56.765
18		1:38.644	31.468	31.222	35.954	242.1	14:00:35.409
19		1:39.051	31.259	31.724	36.068	242.1	14:02:14.460
20		1:38.538	31.543	30.958	36.037	241.0	14:03:52.998
21		1:38.280	31.408	30.877	35.995	240.5	14:05:31.278
22		1:37.952	31.349	30.892	35.711	242.6	14:07:09.230
23		1:37.760	31.213	30.795	35.752	242.6	14:08:46.990
24		1:37.643	31.171	30.680	35.792	243.2	14:10:24.633
25		1:55.196 P	32.610	33.432	49.154	243.7	14:12:19.829



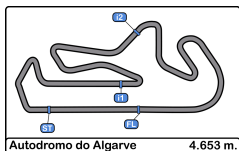


Autodromo Int. do Algarve
Euroformula Open
Private test - 2
Best Sectors Results



Sector - 1			Sector - 2			Sector - 3			Ideal Lap vs Best Lap						
Clas	Nº	Driver	Time	Nº	Driver	Time	Nº	Driver	Time	Clas	Nº	Driver	Ideal Lap	Best Lap	Clas
1	44	Diego de la Torre	30.615	9	Everett Stack	30.391	3	Javier Herrera	35.201	1	44	Diego de la Torre	1:36.389	1:36.510	1
2	21	Rui-Heng Yeh	30.812	21	Rui-Heng Yeh	30.436	44	Diego de la Torre	35.232	2	21	Rui-Heng Yeh	1:36.641	1:36.763	2
3	9	Everett Stack	30.822	44	Diego de la Torre	30.542	4	Divy Nandan	35.322	3	27	Jesse Carrasquedo	1:36.784	1:36.985	6
4	27	Jesse Carrasquedo	30.859	27	Jesse Carrasquedo	30.572	27	Jesse Carrasquedo	35.353	4	9	Everett Stack	1:36.790	1:36.790	3
5	4	Divy Nandan	30.877	11	Alessandro Famularo	30.625	21	Rui-Heng Yeh	35.393	5	3	Javier Herrera	1:36.837	1:36.965	5
6	3	Javier Herrera	30.901	50	Jan Koller	30.653	11	Alessandro Famularo	35.498	6	4	Divy Nandan	1:36.903	1:36.941	4
7	11	Alessandro Famularo	30.929	4	Divy Nandan	30.704	10	Lorenzo Castillo	35.544	7	11	Alessandro Famularo	1:37.052	1:37.330	7
8	7	Wiktor Dobrzański	31.051	10	Lorenzo Castillo	30.715	9	Everett Stack	35.577	8	10	Lorenzo Castillo	1:37.412	1:37.598	8
9	58	Aaron Ferrazzano	31.107	58	Aaron Ferrazzano	30.718	7	Wiktor Dobrzański	35.591	9	7	Wiktor Dobrzański	1:37.530	1:37.728	11
10	10	Lorenzo Castillo	31.153	3	Javier Herrera	30.735	58	Aaron Ferrazzano	35.708	10	50	Jan Koller	1:37.532	1:37.643	9
11	50	Jan Koller	31.168	7	Wiktor Dobrzański	30.888	50	Jan Koller	35.711	11	58	Aaron Ferrazzano	1:37.533	1:37.663	10



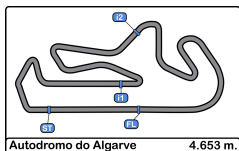


Autodromo Int. do Algarve
Euroformula Open
Private test - 2
Best 5 Lap Times



Cls	Nº	Driver	Nat	Cat	Cls	Team	Nat	Vehicle	Best 1		Best 2		Best 3		Best 4		Best 5	
									Time	Lap	Time	Lap	Time	Lap	Time	Lap	Time	Lap
1	44	Diego de la Torre	MEX			Team Motopark	DEU	Dallara F324 TOM'S TGE 33	1:36.510	4	1:36.674	3	1:37.404	17	1:37.410	11	1:37.464	20
2	21	Rui-Heng Yeh	TPE			Team Motopark	DEU	Dallara F324 TOM'S TGE 33	1:36.763	5	1:36.830	4	1:37.610	20	1:37.746	18	1:37.760	14
3	9	Everett Stack	USA			Team Motopark	DEU	Dallara F324 TOM'S TGE 33	1:36.790	4	1:37.162	5	1:37.571	11	1:37.617	12	1:37.733	10
4	4	Divy Nandan	IND			BVM Racing	ITA	Dallara F324 TOM'S TGE 33	1:36.941	20	1:37.261	18	1:37.549	19	1:37.813	12	1:38.274	16
5	3	Javier Herrera	MEX	RT	1	BVM Racing	ITA	Dallara F324 TOM'S TGE 33	1:36.965	12	1:37.140	15	1:37.849	7	1:40.976	8	1:41.086	9
6	27	Jesse Carrasquedo	MEX			Team Motopark	DEU	Dallara F324 TOM'S TGE 33	1:36.985	5	1:37.189	6	1:37.373	4	1:37.671	19	1:37.892	15
7	11	Alessandro	VEN			BVM Racing	ITA	Dallara F324 TOM'S TGE 33	1:37.330	12	1:37.555	14	1:37.568	21	1:37.603	16	1:37.619	9
8	10	Lorenzo Castillo	MEX	RT	2	Team Motopark	DEU	Dallara F324 TOM'S TGE 33	1:37.598	22	1:37.654	23	1:37.655	5	1:37.767	6	1:37.979	21
9	50	Jan Koller	CZE	RT	3	Team Motopark	DEU	Dallara F324 TOM'S TGE 33	1:37.643	24	1:37.760	23	1:37.952	22	1:38.039	6	1:38.094	12
10	58	Aaron Ferrazzano	BEL	RT	4	Aaron Ferrazzano by Neri Autosport	BEL	Dallara F324 TOM'S TGE 33	1:37.663	16	1:37.778	17	1:37.790	15	1:37.949	14	1:38.037	13
11	7	Wiktór Dobrzański	POL	RT	5	Team Motopark	DEU	Dallara F324 TOM'S TGE 33	1:37.728	5	1:37.744	4	1:38.032	6	1:42.292	10	1:44.228	3





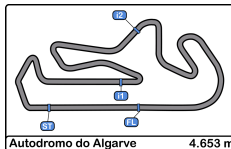
Autodromo Int. do Algarve
Euroformula Open
Private test - 2
Best 5 Top Speeds



Autodromo do Algarve 4.653 m.

Clas	Nº	Driver	Nat	Cat	Cls	Team	Nat	Vehicle	Top 1		Top 2		Top 3		Top 4		Top 5		Avg
									Km/h	Lap	Km/h	Lap	Km/h	Lap	Km/h	Lap	Km/h	Lap	
1	4	Divy Nandan	IND			BVM Racing	ITA	Dallara F324 TOM'S TGE 33	247.7	13	247.7	20	247.7	21	246.0	10	246.0	12	247.0
2	11	Alessandro Famularo	ITA			BVM Racing	ITA	Dallara F324 TOM'S TGE 33	247.7	17	246.5	10	246.5	11	246.5	12	246.0	13	246.6
3	3	Javier Herrera	MEX	RT	1	BVM Racing	ITA	Dallara F324 TOM'S TGE 33	246.5	8	246.0	9	246.0	13	245.4	10	244.8	4	245.7
4	44	Diego de la Torre	MEX			Team Motopark	DEU	Dallara F324 TOM'S TGE 33	246.0	19	245.4	5	245.4	16	245.4	18	244.8	12	245.4
5	21	Rui-Heng Yeh	TPE			Team Motopark	DEU	Dallara F324 TOM'S TGE 33	245.4	10	245.4	23	243.7	13	243.7	14	243.7	24	244.4
6	50	Jan Koller	CZE	RT	2	Team Motopark	DEU	Dallara F324 TOM'S TGE 33	244.8	14	243.7	25	243.2	13	243.2	15	243.2	24	243.6
7	58	Aaron Ferrazzano	BEL	RT	3	Aaron Ferrazzano by Neri Autosport	BEL	Dallara F324 TOM'S TGE 33	244.8	6	244.8	13	243.7	14	243.2	5	243.2	10	244.0
8	9	Everett Stack	USA			Team Motopark	DEU	Dallara F324 TOM'S TGE 33	244.3	19	244.3	20	243.7	10	243.2	5	243.2	6	243.7
9	27	Jesse Carrasquedo	MEX			Team Motopark	DEU	Dallara F324 TOM'S TGE 33	244.3	14	244.3	15	243.7	20	243.2	13	242.6	5	243.6
10	10	Lorenzo Castillo	MEX	RT	4	Team Motopark	DEU	Dallara F324 TOM'S TGE 33	243.7	14	243.7	15	243.2	13	242.6	6	242.6	18	243.2
11	7	Wiktor Dobrzański	POL	RT	5	Team Motopark	DEU	Dallara F324 TOM'S TGE 33	243.2	6	243.2	11	243.2	12	242.6	4	242.6	7	243.0



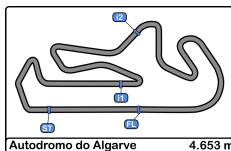


Autodromo Int. do Algarve
Euroformula Open
Private test - 2
Fastest Laps Sequence



Lap	Time of Day	Session Time	Nº Driver	Nat	Cat	Team	Nat	Vehicle	Time	Km/h
2	13:24:06.563	4:06.563	7 Wiktor Dobrzański		POL	RT Team Motopark		DEU Dallara F324 TOM'S TGE 33	1:49.088	153.5
2	13:24:38.760	4:38.760	50 Jan Koller		CZE	RT Team Motopark		DEU Dallara F324 TOM'S TGE 33	1:44.294	160.6
2	13:25:03.414	5:03.414	58 Aaron Ferrazzano		BEL	RT Aaron Ferrazzano by Neri Autosport		BEL Dallara F324 TOM'S TGE 33	1:44.078	160.9
3	13:25:59.504	5:59.504	44 Diego de la Torre		MEX	Team Motopark		DEU Dallara F324 TOM'S TGE 33	1:36.674	173.2
4	13:27:36.014	7:36.014	44 Diego de la Torre		MEX	Team Motopark		DEU Dallara F324 TOM'S TGE 33	1:36.510	173.5





Autodromo Int. do Algarve
Euroformula Open
Private test - 2
Pit Stop Analysis



3 Javier Herrera Dallara F324 TOM'S TGE 33

RT BVM Racing

Nº	In Day Time	In Time	Out Time	Pit Time	T. Pit Time	Handicap	Diff.
1	13:24:48.993	13:24:48.993	13:25:21.803	32.810	32.810		
2	13:27:27.483	13:27:27.483	13:27:57.535	30.052	1:02.862		
3	13:41:55.094	13:41:55.094	13:49:16.256	7:21.162	8:24.024		

4 Divy Nandan Dallara F324 TOM'S TGE 33

RT BVM Racing

Nº	In Day Time	In Time	Out Time	Pit Time	T. Pit Time	Handicap	Diff.
1	13:22:03.950	13:22:03.950	13:22:35.184	31.234	31.234		
2	13:24:50.461	13:24:50.461	13:25:34.469	44.008	1:15.242		
3	13:40:05.470	13:40:05.470	13:47:58.071	7:52.601	9:07.843		
4	13:53:02.087	13:53:02.087	13:58:26.964	5:24.877	14:32.720		

7 Wiktor Dobrzański Dallara F324 TOM'S TGE 33

RT Team Motopark

Nº	In Day Time	In Time	Out Time	Pit Time	T. Pit Time	Handicap	Diff.
1	13:32:30.186	13:32:30.186	13:47:46.570	15:16.384	15:16.384		
2	13:49:38.127	13:49:38.127	13:50:10.894	32.767	15:49.151		

9 Everett Stack Dallara F324 TOM'S TGE 33

RT Team Motopark

Nº	In Day Time	In Time	Out Time	Pit Time	T. Pit Time	Handicap	Diff.
1	13:32:12.791	13:32:12.791	13:46:49.823	14:37.032	14:37.032		
2	13:48:33.307	13:48:33.307	13:49:45.991	1:12.684	15:49.716		
3	13:51:27.169	13:51:27.169	13:52:04.906	37.737	16:27.453		

10 Lorenzo Castillo Dallara F324 TOM'S TGE 33

RT Team Motopark

Nº	In Day Time	In Time	Out Time	Pit Time	T. Pit Time	Handicap	Diff.
1	13:32:34.308	13:32:34.308	13:41:50.771	9:16.463	9:16.463		
2	13:43:37.003	13:43:37.003	13:44:17.570	40.567	9:57.030		

11 Alessandro Famularo Dallara F324 TOM'S TGE 33

RT BVM Racing

Nº	In Day Time	In Time	Out Time	Pit Time	T. Pit Time	Handicap	Diff.
1	13:25:43.109	13:25:43.109	13:26:36.821	53.712	53.712		
2	14:01:32.204	14:01:32.204	14:04:44.568	3:12.364	4:06.076		
3	14:07:01.895	14:07:01.895	14:07:32.118	30.223	4:36.299		

21 Rui-Heng Yeh Dallara F324 TOM'S TGE 33

RT Team Motopark

Nº	In Day Time	In Time	Out Time	Pit Time	T. Pit Time	Handicap	Diff.
1	13:30:57.606	13:30:57.606	13:40:09.735	9:12.129	9:12.129		
2	13:42:06.536	13:42:06.536	13:42:42.575	36.039	9:48.168		
3	13:44:29.581	13:44:29.581	13:45:07.487	37.906	10:26.074		

27 Jesse Carrasquedo Dallara F324 TOM'S TGE 33

RT Team Motopark

Nº	In Day Time	In Time	Out Time	Pit Time	T. Pit Time	Handicap	Diff.
1	13:33:36.607	13:33:36.607	13:41:18.417	7:41.810	7:41.810		
2	13:56:26.284	13:56:26.284	14:03:19.334	6:53.050	14:34.860		

44 Diego de la Torre Dallara F324 TOM'S TGE 33

RT Team Motopark

Nº	In Day Time	In Time	Out Time	Pit Time	T. Pit Time	Handicap	Diff.
1	13:29:17.501	13:29:17.501	13:40:05.678	10:48.177	10:48.177		
2	13:41:58.245	13:41:58.245	13:42:32.177	33.932	11:22.109		
3	13:44:16.665	13:44:16.665	13:44:58.150	41.485	12:03.594		

50 Jan Koller Dallara F324 TOM'S TGE 33

RT Team Motopark

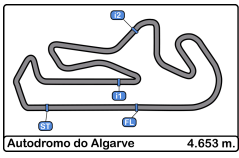
Nº	In Day Time	In Time	Out Time	Pit Time	T. Pit Time	Handicap	Diff.
1	13:34:50.808	13:34:50.808	13:43:09.124	8:18.316	8:18.316		
2	13:45:00.742	13:45:00.742	13:45:35.125	34.383	8:52.699		

58 Aaron Ferrazzano Dallara F324 TOM'S TGE 33

RT Aaron Ferrazzano by Neri Autosport

Nº	In Day Time	In Time	Out Time	Pit Time	T. Pit Time	Handicap	Diff.
1	13:38:29.147	13:38:29.147	13:48:36.677	10:07.530	10:07.530		

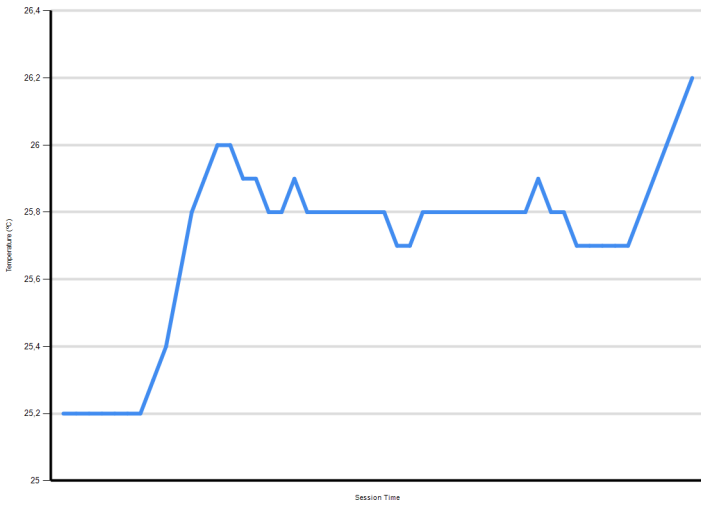





Autodromo Int. do Algarve
Euroformula Open
Private test - 2
Weather Report



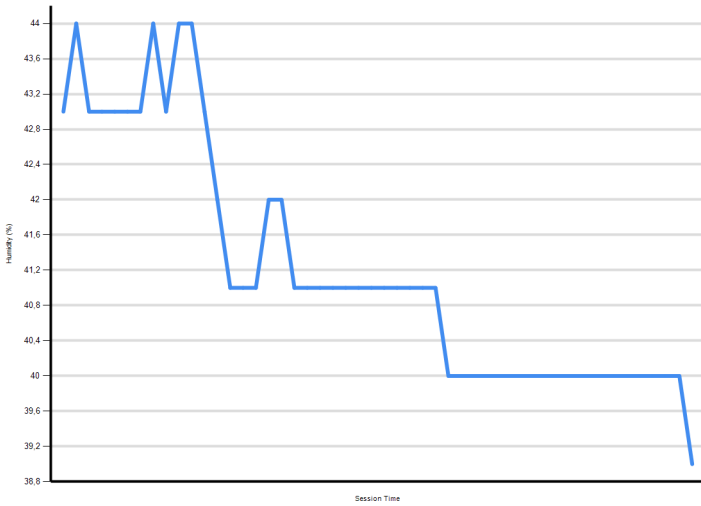
Air Temperature



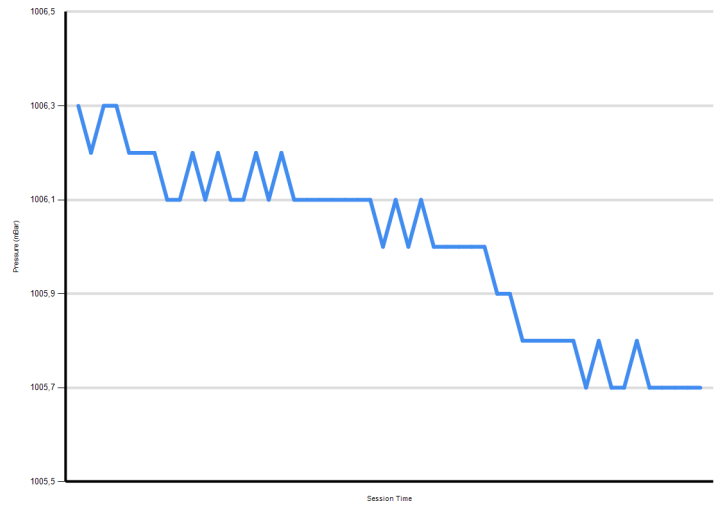
Track Temperature



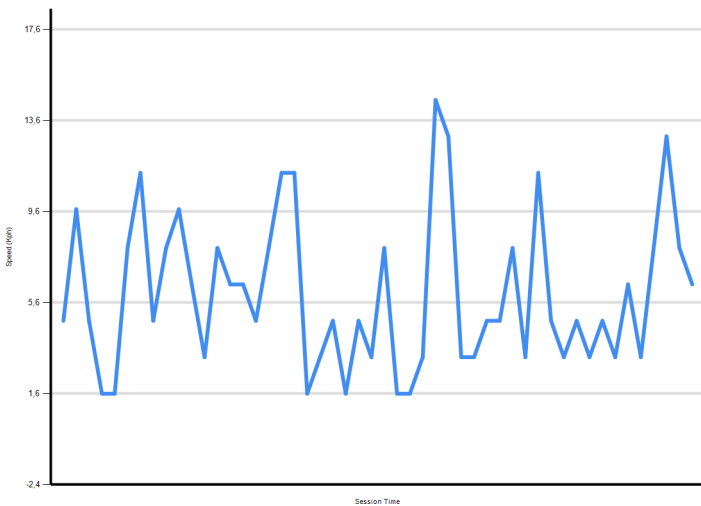
Humidity



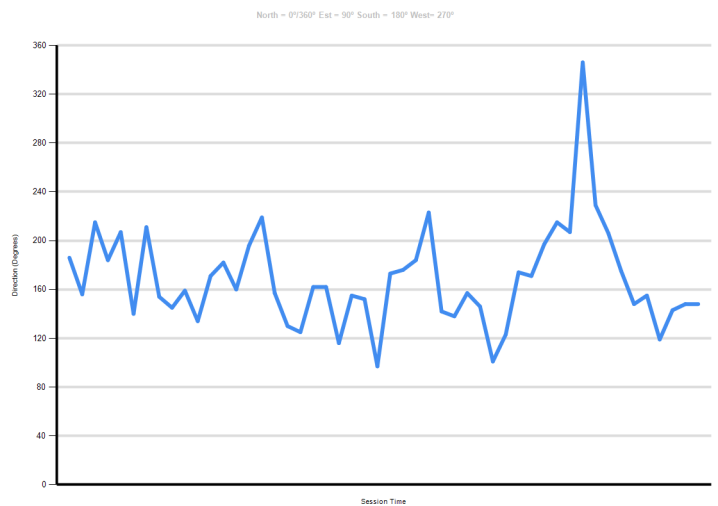
Pressure

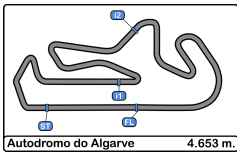


Wind Speed



Wind direction





Autodromo Int. do Algarve
Euroformula Open
Private Test - 1 - 2
Combined Results



Cls	Nº	Driver	Nat	Cat	Clas	Team	Nat	Vehicle	Laps	PT1	PT2	Best	Gap	Interval	Km/h		
1	44	Diego de la Torre	MEX			Team Motopark	DEU	Dallara F324 TOM'S TGE 33	39	1:37.366	13	1:36.510	4	1:36.510		173.5	
2	21	Rui-Heng Yeh	TPE			Team Motopark	DEU	Dallara F324 TOM'S TGE 33	47	1:37.388	22	1:36.763	5	1:36.763	0.253	0.253	173.1
3	9	Everett Stack	USA			Team Motopark	DEU	Dallara F324 TOM'S TGE 33	41	1:37.035	16	1:36.790	4	1:36.790	0.280	0.027	173.0
4	4	Divy Nandan	IND			BVM Racing	ITA	Dallara F324 TOM'S TGE 33	40	1:38.146	17	1:36.941	20	1:36.941	0.431	0.151	172.7
5	3	Javier Herrera	MEX	RT	1	BVM Racing	ITA	Dallara F324 TOM'S TGE 33	32	1:37.968	11	1:36.965	12	1:36.965	0.455	0.024	172.7
6	27	Jesse Carrasquedo	MEX			Team Motopark	DEU	Dallara F324 TOM'S TGE 33	36	1:38.414	13	1:36.985	5	1:36.985	0.475	0.020	172.7
7	10	Lorenzo Castillo	MEX	RT	2	Team Motopark	DEU	Dallara F324 TOM'S TGE 33	45	1:37.210	17	1:37.598	22	1:37.210	0.700	0.225	172.3
8	11	Alessandro Famularo	VEN			BVM Racing	ITA	Dallara F324 TOM'S TGE 33	42	1:37.564	17	1:37.330	12	1:37.330	0.820	0.120	172.1
9	50	Jan Koller	CZE	RT	3	Team Motopark	DEU	Dallara F324 TOM'S TGE 33	45	1:37.756	18	1:37.643	24	1:37.643	1.133	0.313	171.5
10	58	Aaron Ferrazzano	BEL	RT	4	Aaron Ferrazzano by Neri Autosport	BEL	Dallara F324 TOM'S TGE 33	35	1:40.533	10	1:37.663	16	1:37.663	1.153	0.020	171.5
11	7	Wiktor Dobrzański	POL	RT	5	Team Motopark	DEU	Dallara F324 TOM'S TGE 33	33	1:38.422	17	1:37.728	5	1:37.728	1.218	0.065	171.4

Published at:.....

Race Director:

Timekeeper:

