

Autodromo Int. do Algarve
Euroformula Open
Private test - 1
Provisional Results



Clas	Nº	Driver	Nat	Cat	Clas	Team	Nat	Vehicle	Laps	Best	Time	Gap	Interval	Km/h
1	9	Everett Stack	USA			Team Motopark	DEU	Dallara F324 TOM'S TGE 33	21	16	1:37.035			172.6
2	10	Lorenzo Castillo	MEX	RT	1	Team Motopark	DEU	Dallara F324 TOM'S TGE 33	21	17	1:37.210	0.175	0.175	172.3
3	44	Diego de la Torre	MEX			Team Motopark	DEU	Dallara F324 TOM'S TGE 33	16	13	1:37.366	0.331	0.156	172.0
4	21	Rui-Heng Yeh	TPE			Team Motopark	DEU	Dallara F324 TOM'S TGE 33	23	22	1:37.388	0.353	0.022	172.0
5	11	Alessandro Famularo	VEN			BVM Racing	ITA	Dallara F324 TOM'S TGE 33	18	17	1:37.564	0.529	0.176	171.6
6	50	Jan Koller	CZE	RT	2	Team Motopark	DEU	Dallara F324 TOM'S TGE 33	20	18	1:37.756	0.721	0.192	171.3
7	3	Javier Herrera	MEX	RT	3	BVM Racing	ITA	Dallara F324 TOM'S TGE 33	16	11	1:37.968	0.933	0.212	170.9
8	4	Divy Nandan	IND			BVM Racing	ITA	Dallara F324 TOM'S TGE 33	19	17	1:38.146	1.111	0.178	170.6
9	27	Jesse Carrasquedo	MEX			Team Motopark	DEU	Dallara F324 TOM'S TGE 33	16	13	1:38.414	1.379	0.268	170.2
10	7	Wiktor Dobrzański	POL	RT	4	Team Motopark	DEU	Dallara F324 TOM'S TGE 33	21	17	1:38.422	1.387	0.008	170.1
11	58	Aaron Ferrazzano	BEL	RT	5	Aaron Ferrazzano by Neri Autosport	BEL	Dallara F324 TOM'S TGE 33	15	10	1:40.533	3.498	2.111	166.6

Published at:.....

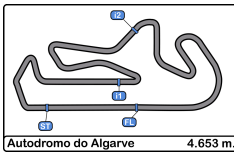
Track Temp: 20.0 °C Air Temp: 20.6 °C Humidity: 56 % Track Status: DRY

Race Director:



Timekeeper:





Autodromo Int. do Algarve
Euroformula Open
Private test - 1



Provisional Results by Category

Clas	Nº	Driver	Nat	Cat	Clas	Team	Nat	Vehicle	Laps	Best	Time	Gap	Interval	Km/h
1	9	Everett Stack	USA			Team Motopark	DEU	Dallara F324 TOM'S TGE 33	21	16	1:37.035			172.6
2	44	Diego de la Torre	MEX			Team Motopark	DEU	Dallara F324 TOM'S TGE 33	16	13	1:37.366	0.331	0.331	172.0
3	21	Rui-Heng Yeh	TPE			Team Motopark	DEU	Dallara F324 TOM'S TGE 33	23	22	1:37.388	0.353	0.022	172.0
4	11	Alessandro Famularo	VEN			BVM Racing	ITA	Dallara F324 TOM'S TGE 33	18	17	1:37.564	0.529	0.176	171.6
5	4	Divy Nandan	IND			BVM Racing	ITA	Dallara F324 TOM'S TGE 33	19	17	1:38.146	1.111	0.582	170.6
6	27	Jesse Carrasquedo	MEX			Team Motopark	DEU	Dallara F324 TOM'S TGE 33	16	13	1:38.414	1.379	0.268	170.2

RT

Clas	Nº	Driver	Nat	Cat	Clas	Team	Nat	Vehicle	Laps	Best	Time	Gap	Interval	Km/h
1	10	Lorenzo Castillo	MEX	RT	1	Team Motopark	DEU	Dallara F324 TOM'S TGE 33	21	17	1:37.210			172.3
2	50	Jan Koller	CZE	RT	2	Team Motopark	DEU	Dallara F324 TOM'S TGE 33	20	18	1:37.756	0.546	0.546	171.3
3	3	Javier Herrera	MEX	RT	3	BVM Racing	ITA	Dallara F324 TOM'S TGE 33	16	11	1:37.968	0.758	0.212	170.9
4	7	Wiktor Dobrzański	POL	RT	4	Team Motopark	DEU	Dallara F324 TOM'S TGE 33	21	17	1:38.422	1.212	0.454	170.1
5	58	Aaron Ferrazzano	BEL	RT	5	Aaron Ferrazzano by Neri Autosport	BEL	Dallara F324 TOM'S TGE 33	15	10	1:40.533	3.323	2.111	166.6

Published at:.....

Track Temp: 20.0 °C Air Temp: 20.6 °C Humidity: 56 % Track Status: DRY

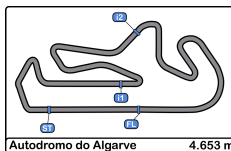
Race Director:

Blank space for Race Director signature.

Timekeeper:

Signature of Timekeeper.





Autodromo Int. do Algarve
Euroformula Open
Private test - 1
Lap Analysis



3

Javier Herrera

Dallara F324 TOM'S TGE 33

7

Wiktor Dobrzański

Dallara F324 TOM'S TGE 33

BVM Racing						Team Motopark									
Lap	D	Time	Sector 1	Sector 2	Sector 3	T. Spd	Elapsed	Lap	D	Time	Sector 1	Sector 2	Sector 3	T. Spd	Elapsed
1		9:11:27.889 P	9:10:00.875	39.189	47.825		9:11:27.889	1		9:02:23.347 P	9:01:00.210	35.928	47.209		9:02:23.347
2		4:59.340	3:45.182	34.587	39.571		9:16:27.229	2		7:48.271	6:34.205	34.805	39.261		9:10:11.618
3		1:41.730	32.728	32.308	36.694	241.0	9:18:08.959	3		1:47.568	36.087	33.630	37.851	196.7	9:11:59.186
4		1:39.515	31.660	31.833	36.022	242.1	9:19:48.474	4		1:46.602	36.006	33.254	37.342	184.3	9:13:45.788
5		1:38.834	31.427	31.351	36.056	243.2	9:21:27.308	5		1:41.103	32.272	31.981	36.850	237.8	9:15:26.891
6		1:45.915	33.676	34.201	38.038	243.2	9:23:13.223	6		1:40.320	31.940	31.775	36.605	238.9	9:17:07.211
7		1:38.798	31.261	31.270	36.267	242.6	9:24:52.021	7		1:40.302	31.932	31.747	36.623	238.9	9:18:47.513
8		1:48.580 P	33.777	32.208	42.595	243.2	9:26:40.601	8		1:40.477	31.946	31.823	36.708	238.4	9:20:27.990
9		8:01.549	6:50.510	33.283	37.756		9:34:42.150	9		1:47.962	34.500	35.921	37.541	238.4	9:22:15.952
10		1:40.857	32.530	31.880	36.447	240.0	9:36:23.007	10		1:40.850	31.996	32.021	36.833	238.4	9:23:56.802
11		1:37.968	31.185	30.905	35.878	242.6	9:38:00.975	11		1:40.149	31.716	31.786	36.647	238.4	9:25:36.951
12		1:43.112	33.645	32.849	36.618	245.4	9:39:44.087	12		1:41.200	32.379	32.057	36.764	238.9	9:27:18.151
13		1:43.221	31.457	34.402	37.362	244.3	9:41:27.308	13		1:49.934 P	31.925	31.822	46.187	237.8	9:29:08.085
14		1:38.138	31.271	31.040	35.827	242.6	9:43:05.446	14		11:48.882	10:33.797	35.780	39.305		9:40:56.967
15		1:38.294	31.264	31.091	35.939	243.7	9:44:43.740	15		1:47.204	36.246	33.661	37.297	189.8	9:42:44.171
16		1:52.688 P	33.902	32.633	46.153	243.7	9:46:36.428	16		1:43.510	34.649	32.384	36.477	194.9	9:44:27.681

4

Divy Nandan

Dallara F324 TOM'S TGE 33

BVM Racing

Lap	D	Time	Sector 1	Sector 2	Sector 3	T. Spd	Elapsed
1		9:10:27.085	9:09:03.327	40.807	42.951		9:10:27.085
2		1:55.872	40.392	37.021	38.459	142.4	9:12:22.957
3		1:44.883	34.987	33.010	36.886	203.3	9:14:07.840
4		1:55.711 P	33.903	33.333	48.475	203.0	9:16:03.551
5		7:11.467	6:00.616	33.726	37.125		9:23:15.018
6		1:44.010	34.896	32.625	36.489	176.4	9:24:59.028
7		1:40.430	32.173	31.780	36.477	242.6	9:26:39.458
8		1:51.953	32.076	39.697	40.180	242.1	9:28:31.411
9		1:40.988	31.643	32.590	36.755	242.6	9:30:12.399
10		1:39.804	31.824	31.597	36.383	243.7	9:31:52.203
11		1:39.407	31.504	31.416	36.487	244.3	9:33:31.610
12		1:54.249 P	32.986	34.761	46.502	244.3	9:35:25.859
13		6:06.527	4:48.791	37.833	39.903		9:41:32.386
14		1:46.818	36.224	33.531	37.063	224.5	9:43:19.204
15		1:43.429	32.258	31.773	39.398	242.1	9:45:02.633
16		1:38.696	31.641	31.044	36.011	243.7	9:46:41.329
17		1:38.146	31.151	30.988	36.007	244.3	9:48:19.475
18		1:42.703	31.255	34.250	37.198	244.8	9:50:02.178
19		1:44.845 P	31.370	31.549	41.926	244.3	9:51:47.023

9

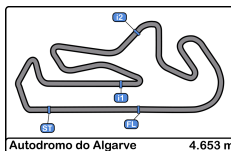
Everett Stack

Dallara F324 TOM'S TGE 33

Team Motopark

Lap	D	Time	Sector 1	Sector 2	Sector 3	T. Spd	Elapsed
1		9:02:25.768 P	9:01:00.812	36.348	48.608		9:02:25.768
2		5:54.540	4:42.849	33.421	38.270		9:08:20.308
3		1:44.640	34.364	32.618	37.658	214.2	9:10:04.948
4		1:42.929	33.650	32.491	36.788	213.4	9:11:47.877
5		1:38.873	31.522	31.105	36.246	237.8	9:13:26.750
6		1:38.823	31.432	31.145	36.246	238.4	9:15:05.573
7		1:38.806	31.376	31.084	36.346	239.4	9:16:44.379
8		1:51.261	36.084	38.148	37.029	239.4	9:18:35.640
9		1:39.101	31.513	31.081	36.507	237.8	9:20:14.741
10		1:39.062	31.623	31.193	36.246	238.9	9:21:53.803
11		1:38.928	31.479	31.054	36.395	238.9	9:23:32.731
12		1:45.578 P	31.444	31.287	42.847	238.9	9:25:18.309
13		11:27.125	10:09.250	36.901	40.974		9:36:45.434
14		1:54.717	38.307	34.205	42.205	159.7	9:38:40.151
15		1:48.431	34.995	33.755	39.681	213.8	9:40:28.582
16		1:37.035	30.863	30.771	35.401	241.6	9:42:05.617
17		1:37.047	30.850	30.721	35.476	242.1	9:43:42.664
18		1:59.361	38.277	41.170	39.914	242.1	9:45:42.025
19		1:37.382	31.088	30.695	35.599	241.0	9:47:19.407
20		1:37.503	31.052	30.789	35.662	241.6	9:48:56.910
21		1:44.193 P	31.308	30.825	42.060	242.6	9:50:41.103





Autodromo Int. do Algarve
Euroformula Open
Private test - 1
Lap Analysis



10 Lorenzo Castillo Dallara F324 TOM'S TGE 33 21 Rui-Heng Yeh Dallara F324 TOM'S TGE 33

RT

Team Motopark

Team Motopark

Lap	D	Time	Sector 1	Sector 2	Sector 3	T. Spd	Elapsed	Lap	D	Time	Sector 1	Sector 2	Sector 3	T. Spd	Elapsed
1		9:02:28.975 P	9:01:03.226	36.250	49.499		9:02:28.975	1		9:02:32.980 P	9:01:07.085	35.394	50.501		9:02:32.980
2		5:36.076	4:20.035	36.057	39.984		9:08:05.051	2		6:11.740	4:55.764	35.636	40.340		9:08:44.720
3		1:51.028	38.373	34.565	38.090	177.9	9:09:56.079	3		1:48.996	36.233	34.014	38.749	189.8	9:10:33.716
4		1:45.836	35.847	32.884	37.105	187.5	9:11:41.915	4		1:46.075	34.972	33.990	37.113	192.1	9:12:19.791
5		1:39.512	31.797	31.459	36.256	238.9	9:13:21.427	5		1:38.906	31.702	31.130	36.074	236.3	9:13:58.697
6		1:38.911	31.530	31.209	36.172	240.0	9:15:00.338	6		1:40.077	31.617	32.169	36.291	237.3	9:15:38.774
7		1:39.340	31.429	31.373	36.538	240.0	9:16:39.678	7		1:38.308	31.293	30.934	36.081	238.4	9:17:17.082
8		1:39.103	31.417	31.149	36.537	240.5	9:18:18.781	8		2:00.144	39.081	41.296	39.767	222.2	9:19:17.226
9		1:38.867	31.388	31.207	36.272	241.0	9:19:57.648	9		1:50.361	32.791	39.651	37.919	237.3	9:21:07.587
10		1:38.789	31.462	31.109	36.218	241.6	9:21:36.437	10		1:38.394	31.308	30.934	36.152	238.4	9:22:45.981
11		1:58.511	39.911	41.664	36.936	241.0	9:23:34.948	11		1:38.344	31.268	30.955	36.121	237.8	9:24:24.325
12		1:39.037	31.430	31.261	36.346	241.6	9:25:13.985	12		1:38.313	31.283	30.936	36.094	238.4	9:26:02.638
13		1:51.971 P	31.484	31.956	48.531	240.0	9:27:05.956	13		1:49.209 P	31.764	31.725	45.720	239.4	9:27:51.847
14		10:06.359	8:52.608	34.794	38.957		9:37:12.315	14		8:52.700	7:34.384	37.629	40.687		9:36:44.547
15		1:47.584	35.932	33.382	38.270	193.2	9:38:59.899	15		1:53.536	37.507	35.265	40.764	198.8	9:38:38.083
16		1:43.460	35.228	32.193	36.039	190.1	9:40:43.359	16		1:46.240	35.564	34.327	36.349	203.7	9:40:24.323
17		1:37.210	30.964	30.669	35.577	242.1	9:42:20.569	17		1:37.520	31.125	30.716	35.679	237.3	9:42:01.843
18		1:38.000	31.298	30.831	35.871	242.1	9:43:58.569	18		1:37.576	31.149	30.648	35.779	238.4	9:43:39.419
19		1:58.840	31.380	44.353	43.107	241.0	9:45:57.409	19		2:00.222	39.777	41.576	38.869	238.4	9:45:39.641
20		1:52.526	41.015	33.917	37.594	239.4	9:47:49.935	20		1:37.532	31.165	30.735	35.632	237.3	9:47:17.173
21		1:47.562 P	31.513	31.254	44.795	241.0	9:49:37.497	21		1:37.558	31.134	30.697	35.727	238.4	9:48:54.731
22								22		1:37.388	31.003	30.758	35.627	238.9	9:50:32.119
23								23		1:48.555 P	31.382	31.849	45.324	239.4	9:52:20.674

11 Alessandro Famularo Dallara F324 TOM'S TGE 33

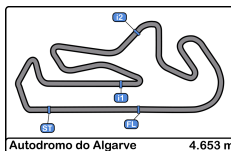
BVM Racing

Lap	D	Time	Sector 1	Sector 2	Sector 3	T. Spd	Elapsed	Lap	D	Time	Sector 1	Sector 2	Sector 3	T. Spd	Elapsed
1		9:07:56.395	9:06:35.121	40.349	40.925		9:07:56.395								
2		1:50.733	34.876	35.996	39.861	236.8	9:09:47.128								
3		1:39.766	31.937	31.524	36.305	238.4	9:11:26.894	1		9:02:41.442 P	9:01:12.138	37.396	51.908		9:02:41.442
4		1:39.195	31.385	31.202	36.608	242.6	9:13:06.089	2		6:37.915	5:13.966	40.522	43.427		9:09:19.357
5		1:39.027	31.476	31.149	36.402	243.2	9:14:45.116	3		1:53.564	37.631	36.599	39.334	203.0	9:11:12.921
6		1:39.778	31.362	31.687	36.729	243.7	9:16:24.894	4		1:46.354	34.927	34.306	37.121	226.4	9:12:59.275
7		1:38.845	31.306	31.164	36.375	244.8	9:18:03.739	5		1:39.930	32.122	31.654	36.154	236.8	9:14:39.205
8		1:38.617	31.280	30.917	36.420	243.7	9:19:42.356	6		1:41.021	33.061	31.576	36.384	238.4	9:16:20.226
9		1:38.790	31.301	30.990	36.499	243.7	9:21:21.146	7		1:39.566	31.750	31.509	36.307	238.9	9:17:59.792
10		1:48.795 P	31.629	31.617	45.549	243.7	9:23:09.941	8		2:08.273 P	39.178	40.198	48.897	239.4	9:20:08.065
11		11:09.851	9:54.348	36.029	39.474		9:34:19.792	9		9:52.838	8:33.050	38.248	41.540		9:30:00.903
12		1:48.920	35.275	34.657	38.988	221.3	9:36:08.712	10		1:49.470	36.250	34.747	38.473	200.3	9:31:50.373
13		1:49.498	32.481	36.143	40.874	238.4	9:37:58.210	11		1:50.141	38.066	34.567	37.508	230.7	9:33:40.514
14		1:37.860	31.063	30.917	35.880	243.2	9:39:36.070	12		1:38.764	31.660	31.204	35.900	240.5	9:35:19.278
15		1:54.508	36.016	37.707	40.785	243.7	9:41:30.578	13		1:38.414	31.510	30.991	35.913	239.4	9:36:57.692
16		1:37.651	31.058	30.893	35.700	244.8	9:43:08.229	14		1:38.542	31.346	31.110	36.086	241.0	9:38:36.234
17		1:37.564	30.944	30.743	35.877	245.4	9:44:45.793	15		2:01.384	36.759	38.468	46.157	236.8	9:40:37.618
18		1:48.701 P	31.142	31.668	45.891	246.5	9:46:34.494	16		1:59.010 P	31.393	34.218	53.399	241.0	9:42:36.628

27 Jesse Carrasquedo Dallara F324 TOM'S TGE 33

Team Motopark





Autodromo Int. do Algarve
Euroformula Open
Private test - 1
Lap Analysis



44

Diego de la Torre

Dallara F324 TOM'S TGE 33

58

Aaron Ferrazzano

Dallara F324 TOM'S TGE 33

Team Motopark RT

Aaron Ferrazzano by Neri

Lap	D	Time	Sector 1	Sector 2	Sector 3	T. Spd	Elapsed	Lap	D	Time	Sector 1	Sector 2	Sector 3	T. Spd	Elapsed
1		9:02:43.433 P	9:01:15.721	36.167	51.545		9:02:43.433	1		9:20:39.416	9:19:20.617	38.539	40.260		9:20:39.416
2		6:00.386	4:47.706	34.104	38.576		9:08:43.819	2		1:46.717	36.186	33.059	37.472	198.5	9:22:26.133
3		1:45.430	34.815	33.135	37.480	194.5	9:10:29.249	3		1:42.565	33.111	32.192	37.262	227.8	9:24:08.698
4		1:43.119	34.376	32.602	36.141	189.1	9:12:12.368	4		1:42.157	32.855	32.089	37.213	230.2	9:25:50.855
5		1:38.260	31.477	30.968	35.815	239.4	9:13:50.628	5		1:43.249	32.841	32.506	37.902	232.7	9:27:34.104
6		1:38.089	31.415	30.895	35.779	240.5	9:15:28.717	6		1:53.916	38.064	38.456	37.396	204.5	9:29:28.020
7		1:46.162	31.300	35.690	39.172	241.6	9:17:14.879	7		1:41.228	32.500	31.988	36.740	233.2	9:31:09.248
8		1:38.166	31.310	30.960	35.896	241.0	9:18:53.045	8		1:41.206	32.521	31.827	36.858	232.7	9:32:50.454
9		1:47.398 P	32.214	31.907	43.277	241.6	9:20:40.443	9		1:40.831	32.349	31.679	36.803	234.2	9:34:31.285
10		12:37.683	11:22.679	36.357	38.647		9:33:18.126	10		1:40.533	32.295	31.575	36.663	235.2	9:36:11.818
11		1:45.179	35.198	33.304	36.677	186.8	9:35:03.305	11		1:40.950	32.250	31.814	36.886	235.8	9:37:52.768
12		1:46.964	33.846	32.310	40.808	197.8	9:36:50.269	12		1:51.286 P	32.560	32.508	46.218	235.8	9:39:44.054
13		1:37.366	31.060	30.840	35.466	242.1	9:38:27.635	13		8:59.540	7:49.300	32.812	37.428		9:48:43.594
14		1:37.536	31.185	30.781	35.570	241.6	9:40:05.171	14		1:40.776	32.348	31.650	36.778	233.2	9:50:24.370
15		1:37.600	31.154	30.749	35.697	241.6	9:41:42.771	15		2:02.329 P	35.671	38.706	47.952	234.2	9:52:26.699
16		1:48.996 P	32.174	31.391	45.431	242.6	9:43:31.767								

50

Jan Koller

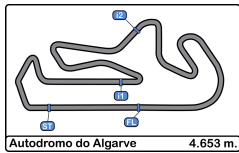
Dallara F324 TOM'S TGE 33

RT

Team Motopark

Lap	D	Time	Sector 1	Sector 2	Sector 3	T. Spd	Elapsed
1		9:02:53.759 P	9:01:20.527	40.511	52.721		9:02:53.759
2		7:58.837	6:40.248	37.561	41.028		9:10:52.596
3		1:47.078	35.154	34.242	37.682	212.5	9:12:39.674
4		1:44.022	34.062	33.024	36.936	213.0	9:14:23.696
5		1:40.676	32.204	31.885	36.587	237.8	9:16:04.372
6		1:40.067	32.077	31.550	36.440	237.3	9:17:44.439
7		1:39.506	31.743	31.416	36.347	237.8	9:19:23.945
8		1:39.449	31.617	31.341	36.491	238.4	9:21:03.394
9		1:50.967	37.706	36.104	37.157	238.4	9:22:54.361
10		1:40.241	31.775	31.794	36.672	238.4	9:24:34.602
11		1:49.625 P	31.670	31.625	46.330	238.4	9:26:24.227
12		10:46.600	9:24.307	40.734	41.559		9:37:10.827
13		1:50.512	38.677	33.368	38.467	138.8	9:39:01.339
14		1:46.872	35.255	35.461	36.156	176.1	9:40:48.211
15		1:37.878	31.250	30.795	35.833	241.0	9:42:26.089
16		1:37.898	31.199	30.879	35.820	241.0	9:44:03.987
17		1:45.362	31.234	34.304	39.824	241.0	9:45:49.349
18		1:37.756	31.172	30.810	35.774	241.0	9:47:27.105
19		1:43.526	31.234	32.242	40.050	240.5	9:49:10.631
20		2:07.434 P	40.492	35.013	51.929	241.0	9:51:18.065



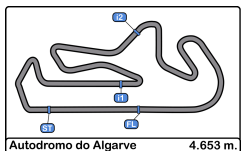


Autodromo Int. do Algarve
Euroformula Open
Private test - 1
Best Sectors Results



Sector - 1				Sector - 2				Sector - 3				Ideal Lap vs Best Lap			
Clas	Nº	Driver	Time	Nº	Driver	Time	Nº	Driver	Time	Clas	Nº	Driver	Ideal Lap	Best Lap	Clas
1	9	Everett Stack	30.850	21	Rui-Heng Yeh	30.648	9	Everett Stack	35.401	1	9	Everett Stack	1:36.946	1:37.035	1
2	11	Alessandro Famularo	30.944	10	Lorenzo Castillo	30.669	44	Diego de la Torre	35.466	2	10	Lorenzo Castillo	1:37.210	1:37.210	2
3	10	Lorenzo Castillo	30.964	9	Everett Stack	30.695	10	Lorenzo Castillo	35.577	3	44	Diego de la Torre	1:37.275	1:37.366	3
4	21	Rui-Heng Yeh	31.003	11	Alessandro Famularo	30.743	21	Rui-Heng Yeh	35.627	4	21	Rui-Heng Yeh	1:37.278	1:37.388	4
5	44	Diego de la Torre	31.060	44	Diego de la Torre	30.749	11	Alessandro Famularo	35.700	5	11	Alessandro Famularo	1:37.387	1:37.564	5
6	4	Divy Nandan	31.151	50	Jan Koller	30.795	50	Jan Koller	35.774	6	50	Jan Koller	1:37.741	1:37.756	6
7	50	Jan Koller	31.172	3	Javier Herrera	30.905	3	Javier Herrera	35.827	7	3	Javier Herrera	1:37.917	1:37.968	7
8	3	Javier Herrera	31.185	4	Divy Nandan	30.988	27	Jesse Carrasquedo	35.900	8	4	Divy Nandan	1:38.146	1:38.146	8
9	7	Wiktor Dobrzański	31.341	27	Jesse Carrasquedo	30.991	7	Wiktor Dobrzański	35.911	9	27	Jesse Carrasquedo	1:38.237	1:38.414	9
10	27	Jesse Carrasquedo	31.346	7	Wiktor Dobrzański	31.140	4	Divy Nandan	36.007	10	7	Wiktor Dobrzański	1:38.392	1:38.422	10
11	58	Aaron Ferrazzano	32.250	58	Aaron Ferrazzano	31.575	58	Aaron Ferrazzano	36.663	11	58	Aaron Ferrazzano	1:40.488	1:40.533	11



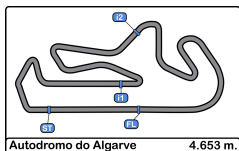


Autodromo Int. do Algarve
Euroformula Open
Private test - 1
Best 5 Lap Times



Cls	Nº	Driver	Nat	Cat	Cls	Team	Nat	Vehicle	Best 1		Best 2		Best 3		Best 4		Best 5	
									Time	Lap	Time	Lap	Time	Lap	Time	Lap	Time	Lap
1	9	Everett Stack	USA			Team Motopark	DEU	Dallara F324 TOM'S TGE 33	1:37.035	16	1:37.047	17	1:37.382	19	1:37.503	20	1:38.806	7
2	10	Lorenzo Castillo	MEX	RT	1	Team Motopark	DEU	Dallara F324 TOM'S TGE 33	1:37.210	17	1:38.000	18	1:38.789	10	1:38.867	9	1:38.911	6
3	44	Diego de la Torre	MEX			Team Motopark	DEU	Dallara F324 TOM'S TGE 33	1:37.366	13	1:37.536	14	1:37.600	15	1:38.089	6	1:38.166	8
4	21	Rui-Heng Yeh	TPE			Team Motopark	DEU	Dallara F324 TOM'S TGE 33	1:37.388	22	1:37.520	17	1:37.532	20	1:37.558	21	1:37.576	18
5	11	Alessandro	VEN			BVM Racing	ITA	Dallara F324 TOM'S TGE 33	1:37.564	17	1:37.651	16	1:37.860	14	1:38.617	8	1:38.790	9
6	50	Jan Koller	CZE	RT	2	Team Motopark	DEU	Dallara F324 TOM'S TGE 33	1:37.756	18	1:37.878	15	1:37.898	16	1:39.449	8	1:39.506	7
7	3	Javier Herrera	MEX	RT	3	BVM Racing	ITA	Dallara F324 TOM'S TGE 33	1:37.968	11	1:38.138	14	1:38.294	15	1:38.798	7	1:38.834	5
8	4	Divy Nandan	IND			BVM Racing	ITA	Dallara F324 TOM'S TGE 33	1:38.146	17	1:38.696	16	1:39.407	11	1:39.804	10	1:40.430	7
9	27	Jesse Carrasquedo	MEX			Team Motopark	DEU	Dallara F324 TOM'S TGE 33	1:38.414	13	1:38.542	14	1:38.764	12	1:39.566	7	1:39.930	5
10	7	Wiktor Dobrzański	POL	RT	4	Team Motopark	DEU	Dallara F324 TOM'S TGE 33	1:38.422	17	1:38.563	19	1:39.810	18	1:40.149	11	1:40.302	7
11	58	Aaron Ferrazzano	BEL	RT	5	Aaron Ferrazzano by Neri Autosport	BEL	Dallara F324 TOM'S TGE 33	1:40.533	10	1:40.776	14	1:40.831	9	1:40.950	11	1:41.206	8



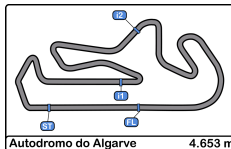


Autodromo Int. do Algarve
Euroformula Open
Private test - 1
Best 5 Top Speeds



Clas	Nº	Driver	Nat	Cat	Cls	Team	Nat	Vehicle	Top 1		Top 2		Top 3		Top 4		Top 5		Avg
									Km/h	Lap	Km/h	Lap	Km/h	Lap	Km/h	Lap	Km/h	Lap	
1	11	Alessandro Famularo				BVM Racing		Dallara F324 TOM'S TGE 33	246.5	18	245.4	17	244.8	7	244.8	16	243.7	6	245.1
2	3	Javier Herrera		RT	1	BVM Racing		Dallara F324 TOM'S TGE 33	245.4	12	244.3	13	243.7	15	243.7	16	243.2	5	244.1
3	4	Divy Nandan				BVM Racing		Dallara F324 TOM'S TGE 33	244.8	18	244.3	11	244.3	12	244.3	17	244.3	19	244.4
4	9	Everett Stack				Team Motopark		Dallara F324 TOM'S TGE 33	242.6	21	242.1	17	242.1	18	241.6	16	241.6	20	242.0
5	44	Diego de la Torre				Team Motopark		Dallara F324 TOM'S TGE 33	242.6	16	242.1	13	241.6	7	241.6	9	241.6	14	241.9
6	10	Lorenzo Castillo		RT	2	Team Motopark		Dallara F324 TOM'S TGE 33	242.1	17	242.1	18	241.6	10	241.6	12	241.0	9	241.7
7	7	Wiktor Dobrzański		RT	3	Team Motopark		Dallara F324 TOM'S TGE 33	241.0	17	241.0	18	241.0	20	240.5	21	240.0	19	240.7
8	27	Jesse Carrasquedo				Team Motopark		Dallara F324 TOM'S TGE 33	241.0	14	241.0	16	240.5	12	239.4	8	239.4	13	240.3
9	50	Jan Koller		RT	4	Team Motopark		Dallara F324 TOM'S TGE 33	241.0	15	241.0	16	241.0	17	241.0	18	241.0	20	241.0
10	21	Rui-Heng Yeh				Team Motopark		Dallara F324 TOM'S TGE 33	239.4	13	239.4	23	238.9	22	238.4	7	238.4	10	238.9
11	58	Aaron Ferrazzano		RT	5	Aaron Ferrazzano by Neri Autosport		Dallara F324 TOM'S TGE 33	235.8	11	235.8	12	235.2	10	234.2	9	234.2	15	235.0



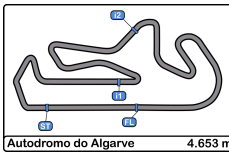


Autodromo Int. do Algarve
Euroformula Open
Private test - 1
Fastest Laps Sequence



Lap	Time of Day	Session Time	Nº Driver	Nat	Cat	Team	Nat	Vehicle	Time	Km/h
2	9:08:05.051	8:05.051	10 Lorenzo Castillo	MEX	RT	Team Motopark	DEU	Dallara F324 TOM'S TGE 33	5:36.076	49.8
2	9:09:47.128	9:47.128	11 Alessandro Famularo	VEN		BVM Racing	ITA	Dallara F324 TOM'S TGE 33	1:50.733	151.2
3	9:10:04.948	10:04.948	9 Everett Stack	USA		Team Motopark	DEU	Dallara F324 TOM'S TGE 33	1:44.640	160.0
3	9:11:26.894	11:26.894	11 Alessandro Famularo	VEN		BVM Racing	ITA	Dallara F324 TOM'S TGE 33	1:39.766	167.9
4	9:13:06.089	13:06.089	11 Alessandro Famularo	VEN		BVM Racing	ITA	Dallara F324 TOM'S TGE 33	1:39.195	168.8
5	9:13:26.750	13:26.750	9 Everett Stack	USA		Team Motopark	DEU	Dallara F324 TOM'S TGE 33	1:38.873	169.4
5	9:13:50.628	13:50.628	44 Diego de la Torre	MEX		Team Motopark	DEU	Dallara F324 TOM'S TGE 33	1:38.260	170.4
6	9:15:28.717	15:28.717	44 Diego de la Torre	MEX		Team Motopark	DEU	Dallara F324 TOM'S TGE 33	1:38.089	170.7
11	9:38:00.975	38:00.975	3 Javier Herrera	MEX	RT	BVM Racing	ITA	Dallara F324 TOM'S TGE 33	1:37.968	170.9
13	9:38:27.635	38:27.635	44 Diego de la Torre	MEX		Team Motopark	DEU	Dallara F324 TOM'S TGE 33	1:37.366	172.0
16	9:42:05.617	42:05.617	9 Everett Stack	USA		Team Motopark	DEU	Dallara F324 TOM'S TGE 33	1:37.035	172.6





Autodromo Int. do Algarve
Euroformula Open
Private test - 1
Pit Stop Analysis



3 Javier Herrera Dallara F324 TOM'S TGE 33

RT BVM Racing

Nº	In Day Time	In Time	Out Time	Pit Time	T. Pit Time	Handicap	Diff.
1	9:11:23.577	9:11:23.577	9:14:37.861	3:14.284	3:14.284		
2	9:26:36.262	9:26:36.262	9:32:56.402	6:20.140	9:34.424		

4 Divy Nandan Dallara F324 TOM'S TGE 33

BVM Racing

Nº	In Day Time	In Time	Out Time	Pit Time	T. Pit Time	Handicap	Diff.
1	9:15:59.318	9:15:59.318	9:21:29.070	5:29.752	5:29.752		
2	9:35:21.641	9:35:21.641	9:39:36.933	4:15.292	9:45.044		

7 Wiktor Dobrzański Dallara F324 TOM'S TGE 33

RT Team Motopark

Nº	In Day Time	In Time	Out Time	Pit Time	T. Pit Time	Handicap	Diff.
1	9:02:18.736	9:02:18.736	9:08:19.240	6:00.504	6:00.504		
2	9:29:03.573	9:29:03.573	9:39:06.571	10:02.998	16:03.502		

9 Everett Stack Dallara F324 TOM'S TGE 33

Team Motopark

Nº	In Day Time	In Time	Out Time	Pit Time	T. Pit Time	Handicap	Diff.
1	9:02:20.272	9:02:20.272	9:06:36.108	4:15.836	4:15.836		
2	9:25:13.677	9:25:13.677	9:34:50.434	9:36.757	13:52.593		

10 Lorenzo Castillo Dallara F324 TOM'S TGE 33

RT Team Motopark

Nº	In Day Time	In Time	Out Time	Pit Time	T. Pit Time	Handicap	Diff.
1	9:02:23.460	9:02:23.460	9:06:14.356	3:50.896	3:50.896		
2	9:27:00.083	9:27:00.083	9:35:24.764	8:24.681	12:15.577		

11 Alessandro Famularo Dallara F324 TOM'S TGE 33

BVM Racing

Nº	In Day Time	In Time	Out Time	Pit Time	T. Pit Time	Handicap	Diff.
1	9:23:05.732	9:23:05.732	9:32:27.387	9:21.655	9:21.655		

21 Rui-Heng Yeh Dallara F324 TOM'S TGE 33

Team Motopark

Nº	In Day Time	In Time	Out Time	Pit Time	T. Pit Time	Handicap	Diff.
1	9:02:27.792	9:02:27.792	9:06:54.131	4:26.339	4:26.339		
2	9:27:47.072	9:27:47.072	9:34:48.726	7:01.654	11:27.993		

27 Jesse Carrasquedo Dallara F324 TOM'S TGE 33

Team Motopark

Nº	In Day Time	In Time	Out Time	Pit Time	T. Pit Time	Handicap	Diff.
1	9:02:35.563	9:02:35.563	9:07:17.758	4:42.195	4:42.195		
2	9:20:03.231	9:20:03.231	9:28:03.326	8:00.095	12:42.290		

44 Diego de la Torre Dallara F324 TOM'S TGE 33

Team Motopark

Nº	In Day Time	In Time	Out Time	Pit Time	T. Pit Time	Handicap	Diff.
1	9:02:37.673	9:02:37.673	9:06:56.261	4:18.588	4:18.588		
2	9:20:34.248	9:20:34.248	9:31:23.759	10:49.511	15:08.099		

50 Jan Koller Dallara F324 TOM'S TGE 33

RT Team Motopark

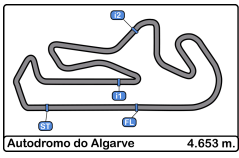
Nº	In Day Time	In Time	Out Time	Pit Time	T. Pit Time	Handicap	Diff.
1	9:02:49.296	9:02:49.296	9:08:55.129	6:05.833	6:05.833		
2	9:26:19.639	9:26:19.639	9:35:09.815	8:50.176	14:56.009		

58 Aaron Ferrazzano Dallara F324 TOM'S TGE 33

RT Aaron Ferrazzano by Neri Autosport

Nº	In Day Time	In Time	Out Time	Pit Time	T. Pit Time	Handicap	Diff.
1	9:39:38.842	9:39:38.842	9:47:01.280	7:22.438	7:22.438		

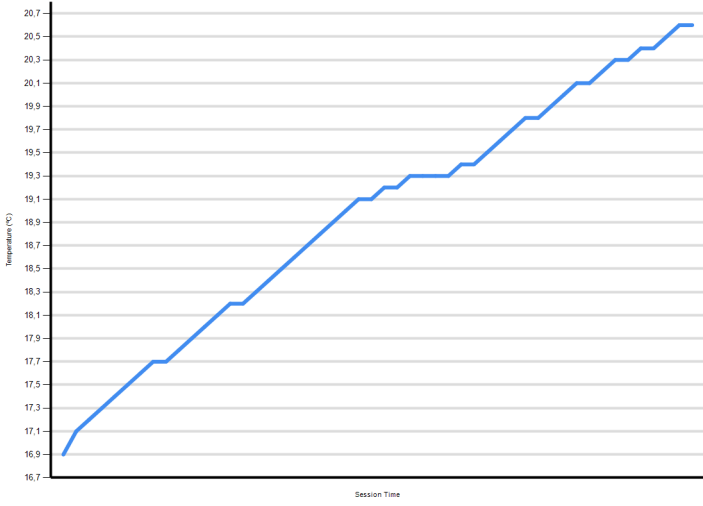





Autodromo Int. do Algarve
Euroformula Open
Private test - 1
Weather Report



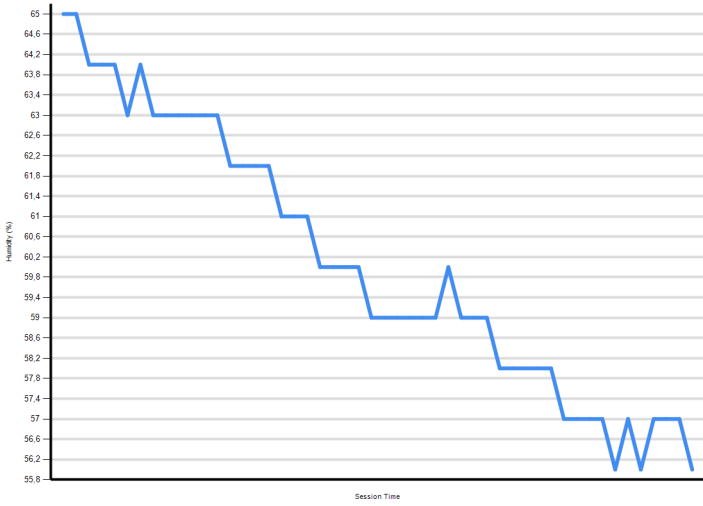
Air Temperature



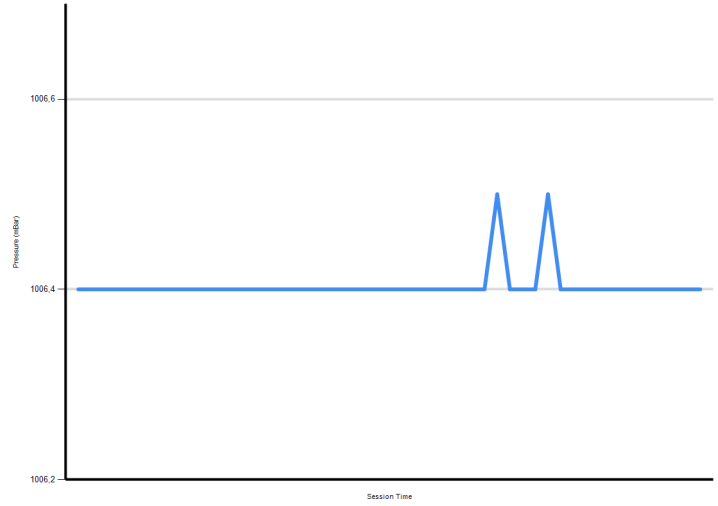
Track Temperature



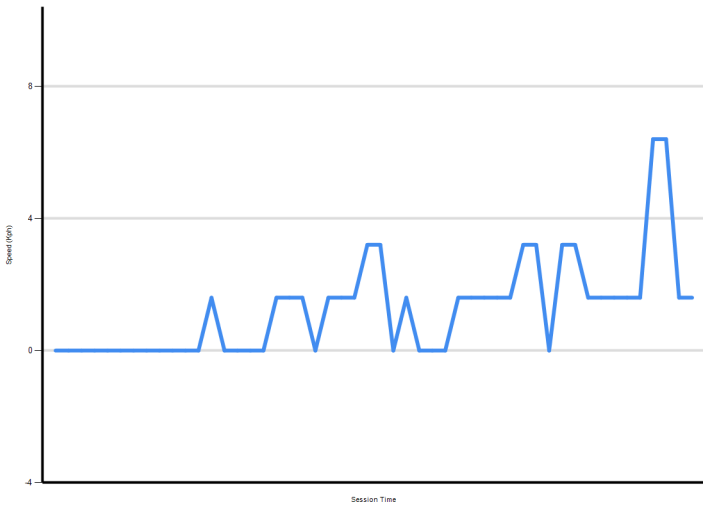
Humidity



Pressure



Wind Speed



Wind direction

