

Hungaroring
Euroformula Open
Free Practice - 2
Provisional Results



Clas	Nº	Driver	Nat	Cat	Clas	Team	Nat	Vehicle	Laps	Best	Time	Gap	Interval	Km/h
1	7	Wiktor Dobrzański	POL	RT	1	Team Motopark	DEU	Dallara F324 TOM'S TGE 33	14	11	1:36.499			163.4
2	27	Jesse Carrasquedo	MEX			Team Motopark	DEU	Dallara F324 TOM'S TGE 33	18	17	1:36.528	0.029	0.029	163.3
3	21	Rui-Heng Yeh	TPE			Team Motopark	DEU	Dallara F324 TOM'S TGE 33	12	11	1:36.784	0.285	0.256	162.9
4	3	Javier Herrera	MEX	RT	2	BVM Racing	ITA	Dallara F324 TOM'S TGE 33	21	13	1:36.790	0.291	0.006	162.9
5	11	Alessandro Famularo	VEN			BVM Racing	ITA	Dallara F324 TOM'S TGE 33	19	8	1:36.890	0.391	0.100	162.7
6	44	Diego de la Torre	MEX			Team Motopark	DEU	Dallara F324 TOM'S TGE 33	12	9	1:37.000	0.501	0.110	162.5
7	9	Everett Stack	USA			Team Motopark	DEU	Dallara F324 TOM'S TGE 33	11	8	1:37.032	0.533	0.032	162.5
8	58	Aaron Ferrazzano	BEL	RT	3	Neri Autosport	BEL	Dallara F324 TOM'S TGE 33	16	14	1:37.098	0.599	0.066	162.4
9	50	Jan Koller	CZE	RT	4	Team Motopark	DEU	Dallara F324 TOM'S TGE 33	15	11	1:37.199	0.700	0.101	162.2
10	55	Divy Nandan	IND			BVM Racing	ITA	Dallara F324 TOM'S TGE 33	21	20	1:37.225	0.726	0.026	162.2
11	1	Marcelo Hahn	BRA	RT	5	BVM Racing	ITA	Dallara F324 TOM'S TGE 33	16	8	1:37.791	1.292	0.566	161.2
12	10	Lorenzo Castillo	MEX	RT	6	Team Motopark	DEU	Dallara F324 TOM'S TGE 33	17	9	1:38.081	1.582	0.290	160.8

Published at:.....

Track Temp: **48.1 °C** Air Temp: **28.4 °C** Humidity: **41 %** Track Status: **DRY**

Race Director:

Alessandro Ferrari

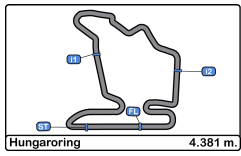
ACI DGA 392080

Timekeeper:


 Luis Garcia

JCR-2654-ESP/M





Hungaroring
Euroformula Open
Free Practice - 2
Track Limit



The Stewards, having received a report from Race Director, have considered the following matter and determine the following:

Session Free Practice - 2
Fact The cars below did not use the track at the turns listed below

Infringement Breach of Appendix L Chapter IV Article 2 c) of the FIA International Sporting Code and Article 19.4/19.5 of the Sporting Regulations.

Decision Deletion of the lap times shown in accordance with Article 12.4.1.e of the FIA International Sporting Code.

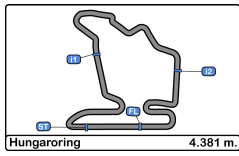
Note

- Certain decisions of the Stewards are subject to appeal (Article 15 of the FIA International Sporting Code).
- These penalties are not subject to appeal Article.12.3.4 of the FIA International Sporting Code and Article 16.5 of the Sporting Regulations.
- According to Article.12.3.3.b of the FIA International Sporting Code these decisions become immediately binding even in case of an appeal.

Ord	Turn	N° Driver	Entrant/Team	Time of Day	Lap Time
1	4	27 Jesse Carrasquedo	Team Motopark	14:19:01.478	1:38.287
2	4	55 Divy Nandan	BVM Racing	14:19:13.278	1:39.748
3	1	55 Divy Nandan	BVM Racing	14:20:51.204	1:37.926
4	1	44 Diego de la Torre	Team Motopark	14:21:17.977	1:55.270
5	4	58 Aaron Ferrazzano	Neri Autosport	14:21:38.375	1:53.675
6	4	3 Javier Herrera	BVM Racing	14:22:43.825	1:48.414
7	4	58 Aaron Ferrazzano	Neri Autosport	14:23:26.373	1:47.998
8	6-7	50 Jan Koller	Team Motopark	14:24:47.196	1:45.212
9	6-7	21 Rui-Heng Yeh	Team Motopark	14:25:39.147	1:41.068
10	0	9 Everett Stack	Team Motopark	14:25:54.912	14:25:54.912
11	4	58 Aaron Ferrazzano	Neri Autosport	14:28:40.639	1:55.651
12	13	55 Divy Nandan	BVM Racing	14:29:04.648	1:38.415
13	11	9 Everett Stack	Team Motopark	14:29:18.022	1:39.248
14	4	1 Marcelo Hahn	BVM Racing	14:30:11.523	1:39.639
15	2	11 Alessandro Famularo	BVM Racing	14:30:33.015	1:46.521
16	6-7	27 Jesse Carrasquedo	Team Motopark	14:31:42.778	1:39.303
17	6-7	1 Marcelo Hahn	BVM Racing	14:31:55.013	1:43.490
18	1	55 Divy Nandan	BVM Racing	14:44:29.110	1:38.120
19	4	50 Jan Koller	Team Motopark	14:44:36.590	1:53.010
20	4	55 Divy Nandan	BVM Racing	14:46:06.716	1:37.606
21	1	44 Diego de la Torre	Team Motopark	14:47:53.530	2:02.233
22	0	9 Everett Stack	Team Motopark	14:48:30.920	1:37.228
23	11	55 Divy Nandan	BVM Racing	14:52:56.036	1:45.032

The Stewards:





Hungaroring
Euroformula Open
Free Practice - 2
Provisional Results by Category



RT														
Clas	Nº	Driver	Nat	Cat	Clas	Team	Nat	Vehicle	Laps	Best	Time	Gap	Interval	Km/h
1	7	Wiktor Dobrzański		RT	1	Team Motopark		Dallara F324 TOM'S TGE 33	14	11	1:36.499			163.4
2	3	Javier Herrera		RT	2	BVM Racing		Dallara F324 TOM'S TGE 33	21	13	1:36.790	0.291	0.291	162.9
3	58	Aaron Ferrazzano		RT	3	Neri Autosport		Dallara F324 TOM'S TGE 33	16	14	1:37.098	0.599	0.308	162.4
4	50	Jan Koller		RT	4	Team Motopark		Dallara F324 TOM'S TGE 33	15	11	1:37.199	0.700	0.101	162.2
5	1	Marcelo Hahn		RT	5	BVM Racing		Dallara F324 TOM'S TGE 33	16	8	1:37.791	1.292	0.592	161.2
6	10	Lorenzo Castillo		RT	6	Team Motopark		Dallara F324 TOM'S TGE 33	17	9	1:38.081	1.582	0.290	160.8

Published at:.....

Track Temp: **48.1 °C** Air Temp: **28.4 °C** Humidity: **41 %** Track Status: **DRY**

Race Director:

Alessandro Ferrari

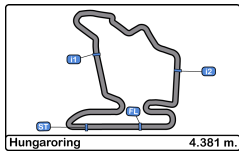
ACI DGA 392080

Timekeeper:

Luis Garcia

JCR-2654-ESP/M





Hungaroring
Euroformula Open
Free Practice - 2
Lap Analysis



1 Marcelo Hahn Dallara F324 TOM'S TGE 33 **7** Wiktor Dobrzański Dallara F324 TOM'S TGE 33

BVM Racing							Team Motopark								
Lap	D	Time	Sector 1	Sector 2	Sector 3	T. Spd	Elapsed	Lap	D	Time	Sector 1	Sector 2	Sector 3	T. Spd	Elapsed
1		14:13:03.772	14:11:51.267	41.692	30.813		14:13:03.772	1		14:16:53.572	14:15:44.303	39.669	29.600		14:16:53.572
2		1:48.603	39.922	39.374	29.307	168.2	14:14:52.375	2		1:44.227	38.347	37.346	28.534	206.5	14:18:37.799
3		1:42.364	37.659	36.372	28.333	198.8	14:16:34.739	3		1:38.739	36.138	35.443	27.158	218.1	14:20:16.538
4		1:41.594	35.930	37.903	27.761	219.9	14:18:16.333	4		1:38.552	35.795	35.370	27.387	219.9	14:21:55.090
5		1:39.230	36.078	35.673	27.479	217.3	14:19:55.563	5		1:53.320	40.876	44.237	28.207	220.4	14:23:48.410
6		2:00.620 P	42.778	40.452	37.390	218.6	14:21:56.183	6		1:38.668	36.040	35.199	27.429	219.0	14:25:27.078
7		4:57.910	3:55.126	35.631	27.153		14:26:54.093	7		1:45.978 P	35.885	36.546	33.547	219.0	14:27:13.056
8		1:37.791	35.732	34.772	27.287	219.9	14:28:31.884	8		13:16.883 P	12:02.340	38.497	36.046		14:40:29.939
9		1:39.639	35.761	36.476	27.402	220.4	14:30:11.523	9		3:23.733	2:18.851	37.184	27.698		14:43:53.672
10		1:43.400	35.927	38.795	28.768	217.7	14:31:55.013	10		1:37.133	35.758	34.736	26.639	219.9	14:45:30.805
11		2:14.444 P	35.963	36.708	1:01.773	216.8	14:34:09.457	11		1:36.499	35.454	34.445	26.600	220.8	14:47:07.304
12		8:18.414	7:14.414	35.879	28.121		14:42:27.871	12		1:50.198	39.319	42.836	28.043	218.1	14:48:57.502
13		1:42.691	36.011	37.385	29.295	219.0	14:44:10.562	13		1:37.479	35.815	34.850	26.814	218.6	14:50:34.981
14		1:38.610	35.759	35.183	27.668	221.7	14:45:49.172	14		1:43.132 P	35.594	35.641	31.897	219.5	14:52:18.113
15		1:39.008	35.805	35.341	27.862	219.5	14:47:28.180								
16		1:47.649 P	35.899	36.242	35.508	217.7	14:49:15.829								

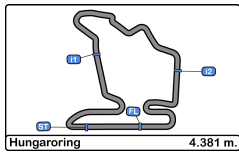
3 Javier Herrera Dallara F324 TOM'S TGE 33 **9** Everett Stack Dallara F324 TOM'S TGE 33

BVM Racing							Team Motopark								
Lap	D	Time	Sector 1	Sector 2	Sector 3	T. Spd	Elapsed	Lap	D	Time	Sector 1	Sector 2	Sector 3	T. Spd	Elapsed
1		14:12:04.510	14:10:52.699	42.038	29.773		14:12:04.510	1		14:25:54.912	14:24:47.308	38.431	29.173		14:25:54.912
2		1:46.586	38.078	39.218	29.290	216.0	14:13:51.096	2		1:43.862	38.408	37.374	28.080	196.0	14:27:38.774
3		1:44.152	37.526	38.128	28.498	217.7	14:15:35.248	3		1:39.248	36.457	35.275	27.516	218.1	14:29:18.022
4		1:43.781	37.069	38.384	28.328	218.6	14:17:19.029	4		1:39.037	36.114	35.580	27.343	218.6	14:30:57.059
5		1:46.509	37.069	40.549	28.891	219.5	14:19:05.538	5		1:45.137 P	36.172	35.579	33.386	216.8	14:32:42.196
6		1:49.873	38.435	42.566	28.872	219.0	14:20:55.411	6		10:53.821	9:48.422	37.090	28.309		14:43:36.017
7		1:48.414 P	35.671	39.694	33.049	219.5	14:22:43.825	7		1:40.643	37.104	36.078	27.461	208.4	14:45:16.660
8		5:17.895 P	4:04.558	40.140	33.197		14:28:01.720	8		1:37.032	35.685	34.579	26.768	220.4	14:46:53.692
9		3:05.483 P	1:55.357	37.799	32.327		14:31:07.203	9		1:37.228	35.574	34.446	27.208	218.1	14:48:30.920
10		2:39.482	1:37.325	35.366	26.791		14:33:46.685	10		1:37.577	35.672	34.749	27.156	217.3	14:50:08.497
11		1:36.810	35.546	34.602	26.662	218.6	14:35:23.495	11		1:43.884 P	35.852	35.855	32.177	220.8	14:51:52.381
12		1:36.972	35.653	34.479	26.840	218.6	14:37:00.467								
13		1:36.790	35.404	34.551	26.835	219.0	14:38:37.257								
14		1:36.790	35.469	34.503	26.818	219.5	14:40:14.047								
15		1:38.552	35.775	35.688	27.089	219.5	14:41:52.599								
16		1:37.625	35.692	34.904	27.029	218.6	14:43:30.224								
17		1:37.304	35.416	34.867	27.021	219.9	14:45:07.528								
18		1:37.170	35.538	34.774	26.858	221.3	14:46:44.698								
19		1:37.865	35.807	35.166	26.892	219.0	14:48:22.563								
20		1:37.653	35.575	35.006	27.072	218.6	14:50:00.216								
21		1:45.611 P	35.553	35.679	34.379	222.2	14:51:45.827								

10 Lorenzo Castillo Dallara F324 TOM'S TGE 33

BVM Racing							Team Motopark								
Lap	D	Time	Sector 1	Sector 2	Sector 3	T. Spd	Elapsed	Lap	D	Time	Sector 1	Sector 2	Sector 3	T. Spd	Elapsed
1		14:12:24.596	14:11:14.947	38.742	30.907		14:12:24.596	1		14:12:24.596	14:11:14.947	38.742	30.907		14:12:24.596
2		1:46.131	39.715	37.891	28.525	173.3	14:14:10.727	2		1:46.131	39.715	37.891	28.525	173.3	14:14:10.727
3		1:39.746	36.351	35.913	27.482	217.7	14:15:50.473	3		1:39.746	36.351	35.913	27.482	217.7	14:15:50.473
4		1:39.415	36.137	35.732	27.546	219.0	14:17:29.888	4		1:39.415	36.137	35.732	27.546	219.0	14:17:29.888
5		1:50.698 P	36.695	35.915	38.088	219.9	14:19:20.586	5		1:50.698 P	36.695	35.915	38.088	219.9	14:19:20.586
6		11:18.227	10:07.787	40.735	29.705		14:30:38.813	6		11:18.227	10:07.787	40.735	29.705		14:30:38.813
7		1:47.765	38.659	40.017	29.089	184.9	14:32:26.578	7		1:47.765	38.659	40.017	29.089	184.9	14:32:26.578
8		1:38.744	36.311	35.340	27.093	214.7	14:34:05.322	8		1:38.744	36.311	35.340	27.093	214.7	14:34:05.322
9		1:38.081	35.739	35.208	27.134	217.3	14:35:43.403	9		1:38.081	35.739	35.208	27.134	217.3	14:35:43.403
10		2:10.705	49.413	53.289	28.003	216.8	14:37:54.108	10		2:10.705	49.413	53.289	28.003	216.8	14:37:54.108
11		1:38.122	35.952	35.099	27.071	216.0	14:39:32.230	11		1:38.122	35.952	35.099	27.071	216.0	14:39:32.230
12		2:07.025 P	49.324	40.003	37.698	217.7	14:41:39.255	12		2:07.025 P	49.324	40.003	37.698	217.7	14:41:39.255
13		2:52.149	1:43.296	38.466	30.387		14:44:31.404	13		2:52.149	1:43.296	38.466	30.387		14:44:31.404
14		1:38.158	35.812	35.276	27.070	219.9	14:46:09.562	14		1:38.158	35.812	35.276	27.070	219.9	14:46:09.562
15		1:59.437	46.593	45.186	27.658	219.0	14:48:08.999	15		1:59.437	46.593	45.186	27.658	219.0	14:48:08.999
16		1:38.231	35.850	35.258	27.123	217.7	14:49:47.230	16		1:38.231	35.850	35.258	27.123	217.7	14:49:47.230
17		1:55.336 P	36.249	38.459	40.628	220.4	14:51:42.566	17		1:55.336 P	36.249	38.459	40.628	220.4	14:51:42.566





Hungaroring
Euroformula Open
Free Practice - 2
Lap Analysis



11

Alessandro Famularo

Dallara F324 TOM'S TGE 33

27

Jesse Carrasquedo

Dallara F324 TOM'S TGE 33

BVM Racing

Team Motopark

Lap	D	Time	Sector 1	Sector 2	Sector 3	T. Spd	Elapsed	Lap	D	Time	Sector 1	Sector 2	Sector 3	T. Spd	Elapsed	
1		14:12:17.675	P 14:10:54.303	42.437	40.935		14:12:17.675	1		14:13:46.370	14:12:32.020	42.264	32.086		14:13:46.370	
2		2:34.130	P 1:16.222	42.650	35.258		14:14:51.805	2		1:56.830	43.076	43.524	30.230	202.2	14:15:43.200	
3		2:27.991	P 1:08.060	41.880	38.051		14:17:19.796	3		1:39.991	36.559	35.941	27.491	216.8	14:17:23.191	
4		2:10.636	1:06.112	36.808	27.716		14:19:30.432	4		4:38.287	35.897	35.098	27.292	219.9	14:19:01.478	
5		1:39.090	35.978	35.972	27.140	219.9	14:21:09.522	5		1:38.093	35.849	35.100	27.144	219.5	14:20:39.571	
6		2:08.196	P 49.147	42.005	37.044	181.2	14:23:17.718	6		1:57.797	P 36.985	39.033	41.779	220.4	14:22:37.368	
7		2:14.258	1:09.615	36.879	27.764		14:25:31.976	7		5:38.041	4:26.458	41.504	30.079		14:28:15.409	
8		1:36.890	35.433	34.658	26.799	220.4	14:27:08.866	8		1:48.066	39.221	39.899	28.946	203.0	14:30:03.475	
9		1:37.628	35.748	34.824	27.056	220.4	14:28:46.494	9		4:39.303	35.965	35.702	27.636	217.3	14:31:42.778	
10		4:46.524	40.390	38.296	27.835	220.8	14:30:33.015	10		1:49.515	36.225	43.293	29.997	216.4	14:33:32.293	
11		1:38.036	35.670	35.197	27.169	219.0	14:32:11.051	11		1:38.032	35.998	34.884	27.150	217.3	14:35:10.325	
12		1:38.315	35.689	35.122	27.504	217.3	14:33:49.366	12		1:54.730	P 38.701	40.504	35.525	219.5	14:37:05.055	
13		1:47.496	P 36.329	35.342	35.825	220.4	14:35:36.862	13		6:18.580	5:05.515	42.708	30.357		14:43:23.635	
14		6:49.368	5:43.846	37.734	27.788		14:42:26.230	14		1:49.958	38.896	41.688	29.374	210.1	14:45:13.593	
15		1:37.890	35.795	35.094	27.001	219.5	14:44:04.120	15		1:36.653	35.600	34.512	26.541	221.3	14:46:50.246	
16		1:37.275	35.446	34.682	27.147	221.7	14:45:41.395	16		1:36.650	35.544	34.396	26.710	219.0	14:48:26.896	
17		1:47.032	P 35.712	34.780	36.540	221.3	14:47:28.427	17		1:36.528	35.427	34.382		26.719	218.1	14:50:03.424
18		3:32.156	2:27.065	37.456	27.635		14:51:00.583	18		1:57.625	P 42.822	39.683	35.120	222.2	14:52:01.049	
19		1:49.882	P 35.740	35.616	38.526	219.5	14:52:50.465									

21

Rui-Heng Yeh

Dallara F324 TOM'S TGE 33

44

Diego de la Torre

Dallara F324 TOM'S TGE 33

Team Motopark

Team Motopark

Lap	D	Time	Sector 1	Sector 2	Sector 3	T. Spd	Elapsed	Lap	D	Time	Sector 1	Sector 2	Sector 3	T. Spd	Elapsed	
1		14:22:09.080	14:20:58.164	40.639	30.277		14:22:09.080	1		14:17:28.589	14:16:16.735	42.029	29.825		14:17:28.589	
2		1:48.999	40.434	39.990	28.575	191.1	14:23:58.079	2		1:54.118	41.425	39.487	33.206	176.4	14:19:22.707	
3		4:41.068	35.842	37.646	27.580	217.7	14:25:39.147	3		4:56.279	36.061	48.829	30.380	217.3	14:21:17.977	
4		1:37.614	35.634	34.986	26.994	218.6	14:27:16.761	4		1:37.230	35.705	34.641	26.884	219.0	14:22:55.207	
5		1:46.625	P 36.097	35.448	35.080	220.8	14:29:03.386	5		1:48.421	P 35.694	34.858	37.869	218.6	14:24:43.628	
6		13:13.023	11:57.526	43.650	31.847		14:42:16.409	6		15:54.781	14:46.612	39.379	28.790		14:40:38.409	
7		2:04.241	41.837	48.064	34.340	192.8	14:44:20.650	7		1:58.569	39.565	40.127	38.877	180.3	14:42:36.978	
8		1:38.798	35.662	36.380	26.756	218.6	14:45:59.448	8		1:37.319	35.656	34.721	26.942	217.7	14:44:14.297	
9		1:47.378	35.296	41.592	30.490	219.5	14:47:46.826	9		1:37.000	35.527	34.483		26.990	221.7	14:45:51.297
10		2:05.749	46.037	47.154	32.558	188.4	14:49:52.575	10		2:02.233	42.469	44.272	35.492	220.4	14:47:53.530	
11		1:36.784	35.503	34.657	26.624	218.6	14:51:29.359	11		1:48.634	36.176	41.988	30.470	217.3	14:49:42.164	
12		1:49.674	P 39.056	35.362	35.256	213.8	14:53:19.033	12		1:56.946	P 35.561	37.640	43.745	220.4	14:51:39.110	

50

Jan Koller

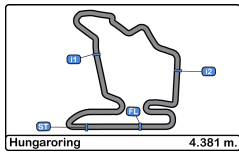
Dallara F324 TOM'S TGE 33

RT

Team Motopark

Lap	D	Time	Sector 1	Sector 2	Sector 3	T. Spd	Elapsed
1		14:13:33.999	P 14:12:18.431	39.422	36.146		14:13:33.999
2		2:30.921	P 1:16.197	38.908	35.816		14:16:04.920
3		5:14.431	4:06.857	38.931	28.643		14:21:19.351
4		1:42.633	38.001	36.896	27.736	195.6	14:23:01.984
5		4:45.242	35.793	39.079	30.340	217.7	14:24:47.196
6		1:37.915	35.768	35.040	27.107	218.6	14:26:25.111
7		1:47.693	P 35.673	37.640	34.380	218.1	14:28:12.804
8		12:48.115	11:41.225	38.460	28.430		14:41:00.919
9		1:42.661	37.860	36.836	27.965	197.0	14:42:43.580
10		4:53.040	35.880	45.798	31.332	216.4	14:44:36.590
11		1:37.199	35.600	34.784	26.815	219.5	14:46:13.789
12		1:52.003	42.898	41.373	27.732	217.7	14:48:05.792
13		1:37.558	35.800	34.872	26.886	216.4	14:49:43.350
14		1:37.371	35.395	35.245	26.731	220.8	14:51:20.721
15		1:52.744	P 38.521	39.188	35.035	218.6	14:53:13.465





Hungaroring
Euroformula Open
Free Practice - 2
Lap Analysis



55

Divy Nandan

Dallara F324 TOM'S TGE 33

BVM Racing

Lap	D	Time	Sector 1	Sector 2	Sector 3	T. Spd	Elapsed
1		14:11:55.437 P	14:10:44.098	37.575	33.764		14:11:55.437
2		3:00.589 P	1:53.954	36.140	30.495		14:14:56.026
3		2:37.504	1:35.125	35.307	27.072		14:17:33.530
4		4:39.748	35.802	36.369	27.577	219.9	14:19:13.278
5		4:37.926	35.705	35.275	26.946	219.9	14:20:51.204
6		1:37.883	35.520	35.191	27.172	219.9	14:22:29.087
7		1:40.050	36.663	35.664	27.723	219.0	14:24:09.137
8		1:38.376	35.738	35.446	27.192	220.8	14:25:47.513
9		1:38.720	35.826	35.069	27.825	220.8	14:27:26.233
10		4:38.415	35.743	35.147	27.525	220.8	14:29:04.648
11		1:38.937	35.966	35.395	27.576	219.9	14:30:43.585
12		1:39.498	36.048	35.997	27.453	219.9	14:32:23.083
13		1:47.082 P	36.058	35.716	35.308	218.6	14:34:10.165
14		6:56.322	5:51.821	36.900	27.601		14:41:06.487
15		1:44.503	37.738	37.542	29.223	217.3	14:42:50.990
16		4:38.120	35.954	35.153	27.013	219.9	14:44:29.110
17		4:37.606	35.468	34.928	27.210	223.1	14:46:06.716
18		1:47.899	35.818	43.344	28.737	220.4	14:47:54.615
19		1:39.164	36.091	35.598	27.475	220.4	14:49:33.779
20		1:37.225	35.686	34.733	26.806	220.8	14:51:11.004
21		1:45.032 P	35.748	35.165	34.119	220.8	14:52:56.036

58

Aaron Ferrazzano

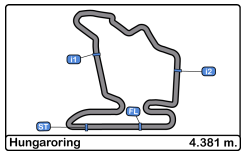
Dallara F324 TOM'S TGE 33

RT

Neri Autosport

Lap	D	Time	Sector 1	Sector 2	Sector 3	T. Spd	Elapsed
1		14:12:27.494 P	14:11:10.739	40.815	35.940		14:12:27.494
2		2:15.054	1:10.052	37.271	27.731		14:14:42.548
3		1:39.699	36.165	35.712	27.822	217.7	14:16:22.247
4		1:42.534	36.236	38.348	27.950	220.4	14:18:04.781
5		1:39.919	36.197	36.001	27.721	217.7	14:19:44.700
6		4:53.675	36.202	46.737	30.736	219.0	14:21:38.375
7		4:47.998	36.102	42.564	29.332	219.9	14:23:26.373
8		1:39.631	36.054	36.073	27.504	218.1	14:25:06.004
9		1:38.984	35.840	35.565	27.579	219.9	14:26:44.988
10		4:55.654 P	35.848	43.811	35.992	219.9	14:28:40.639
11		12:51.553	11:28.137	49.533	33.883		14:41:32.192
12		1:42.316	37.881	37.095	27.340	216.4	14:43:14.508
13		1:37.190	35.569	34.830	26.791	219.0	14:44:51.698
14		1:37.098	35.333	34.863	26.902	222.6	14:46:28.796
15		1:37.874	35.489	35.115	27.270	219.5	14:48:06.670
16		1:44.448 P	35.719	36.014	32.715	222.2	14:49:51.118



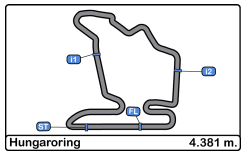


Hungaroring
Euroformula Open
Free Practice - 2
Best Sectors Results



Sector - 1				Sector - 2				Sector - 3				Ideal Lap vs Best Lap			
Clas	Nº	Driver	Time	Nº	Driver	Time	Nº	Driver	Time	Clas	Nº	Driver	Ideal Lap	Best Lap	Clas
1	21	Rui-Heng Yeh	35.296	27	Jesse Carrasquedo	34.382	27	Jesse Carrasquedo	26.541	1	27	Jesse Carrasquedo	1:36.350	1:36.528	2
2	58	Aaron Ferrazzano	35.333	7	Wiktor Dobrzański	34.445	7	Wiktor Dobrzański	26.600	2	7	Wiktor Dobrzański	1:36.499	1:36.499	1
3	50	Jan Koller	35.395	9	Everett Stack	34.446	21	Rui-Heng Yeh	26.624	3	3	Javier Herrera	1:36.545	1:36.790	4
4	3	Javier Herrera	35.404	3	Javier Herrera	34.479	3	Javier Herrera	26.662	4	21	Rui-Heng Yeh	1:36.577	1:36.784	3
5	27	Jesse Carrasquedo	35.427	44	Diego de la Torre	34.483	50	Jan Koller	26.731	5	9	Everett Stack	1:36.788	1:37.032	7
6	11	Alessandro Famularo	35.433	21	Rui-Heng Yeh	34.657	9	Everett Stack	26.768	6	11	Alessandro Famularo	1:36.890	1:36.890	5
7	7	Wiktor Dobrzański	35.454	11	Alessandro Famularo	34.658	58	Aaron Ferrazzano	26.791	7	44	Diego de la Torre	1:36.894	1:37.000	6
8	55	Divy Nandan	35.468	55	Divy Nandan	34.733	11	Alessandro Famularo	26.799	8	50	Jan Koller	1:36.910	1:37.199	9
9	44	Diego de la Torre	35.527	1	Marcelo Hahn	34.772	55	Divy Nandan	26.806	9	58	Aaron Ferrazzano	1:36.954	1:37.098	8
10	9	Everett Stack	35.574	50	Jan Koller	34.784	44	Diego de la Torre	26.884	10	55	Divy Nandan	1:37.007	1:37.225	10
11	1	Marcelo Hahn	35.732	58	Aaron Ferrazzano	34.830	10	Lorenzo Castillo	27.070	11	1	Marcelo Hahn	1:37.657	1:37.791	11
12	10	Lorenzo Castillo	35.739	10	Lorenzo Castillo	35.099	1	Marcelo Hahn	27.153	12	10	Lorenzo Castillo	1:37.908	1:38.081	12



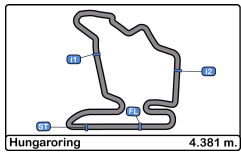


Hungaroring
Euroformula Open
Free Practice - 2
Best 5 Lap Times



Cls	N°	Driver	Nat	Cat	Cls	Team	Nat	Vehicle	Best 1		Best 2		Best 3		Best 4		Best 5	
									Time	Lap	Time	Lap	Time	Lap	Time	Lap	Time	Lap
1	7	Wiktor Dobrzański		POL	RT	1	Team Motopark		1:36.499	11	1:37.133	10	1:37.479	13	1:38.552	4	1:38.668	6
2	27	Jesse Carrasquedo		MEX			Team Motopark		1:36.528	17	1:36.650	16	1:36.653	15	1:38.032	11	1:38.093	5
3	21	Rui-Heng Yeh		TPE			Team Motopark		1:36.784	11	1:37.614	4	1:38.798	8	1:46.625	5	1:47.378	9
4	3	Javier Herrera		MEX	RT	2	BVM Racing		1:36.790	13	1:36.790	14	1:36.810	11	1:36.972	12	1:37.170	18
5	11	Alessandro		VEN			BVM Racing		1:36.890	8	1:37.275	16	1:37.628	9	1:37.890	15	1:38.036	11
6	44	Diego de la Torre		MEX			Team Motopark		1:37.000	9	1:37.230	4	1:37.319	8	1:48.421	5	1:48.634	11
7	9	Everett Stack		USA			Team Motopark		1:37.032	8	1:37.577	10	1:39.037	4	1:40.643	7	1:43.862	2
8	58	Aaron Ferrazzano		BEL	RT	3	Neri Autosport		1:37.098	14	1:37.190	13	1:37.874	15	1:38.984	9	1:39.631	8
9	50	Jan Koller		CZE	RT	4	Team Motopark		1:37.199	11	1:37.371	14	1:37.558	13	1:37.915	6	1:42.633	4
10	55	Divy Nandan		IND			BVM Racing		1:37.225	20	1:37.883	6	1:38.376	8	1:38.720	9	1:38.937	11
11	1	Marcelo Hahn		BRA	RT	5	BVM Racing		1:37.791	8	1:38.610	14	1:39.008	15	1:39.230	5	1:41.594	4
12	10	Lorenzo Castillo		MEX	RT	6	Team Motopark		1:38.081	9	1:38.122	11	1:38.158	14	1:38.231	16	1:38.744	8



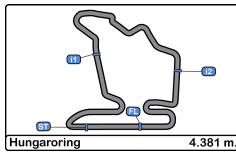


Hungaroring
Euroformula Open
Free Practice - 2
Best 5 Top Speeds



Clas	Nº	Driver	Nat	Cat	Cls	Team	Nat	Vehicle	Top 1		Top 2		Top 3		Top 4		Top 5		Avg
									Km/h	Lap	Km/h	Lap	Km/h	Lap	Km/h	Lap	Km/h	Lap	
1	55	Divy Nandan	IND			BVM Racing	ITA	Dallara F324 TOM'S TGE 33	223.1	17	220.8	8	220.8	9	220.8	10	220.8	20	221.3
2	58	Aaron Ferrazzano	BEL	RT	1	Neri Autosport	BEL	Dallara F324 TOM'S TGE 33	222.6	14	222.2	16	220.4	4	219.9	7	219.9	9	221.0
3	3	Javier Herrera	MEX	RT	2	BVM Racing	ITA	Dallara F324 TOM'S TGE 33	222.2	21	221.3	18	219.9	17	219.5	5	219.5	7	220.5
4	27	Jesse Carrasquedo	MEX			Team Motopark	DEU	Dallara F324 TOM'S TGE 33	222.2	18	221.3	15	220.4	6	219.9	4	219.5	5	220.6
5	1	Marcelo Hahn	BRA	RT	3	BVM Racing	ITA	Dallara F324 TOM'S TGE 33	221.7	14	220.4	9	219.9	4	219.9	8	219.5	15	220.3
6	11	Alessandro Famularo	VEN			BVM Racing	ITA	Dallara F324 TOM'S TGE 33	221.7	16	221.3	17	220.8	10	220.4	8	220.4	9	220.9
7	44	Diego de la Torre	MEX			Team Motopark	DEU	Dallara F324 TOM'S TGE 33	221.7	9	220.4	10	220.4	12	219.0	4	218.6	5	220.0
8	7	Wiktor Dobrzański	POL	RT	4	Team Motopark	DEU	Dallara F324 TOM'S TGE 33	220.8	11	220.4	5	219.9	4	219.9	10	219.5	14	220.1
9	9	Everett Stack	USA			Team Motopark	DEU	Dallara F324 TOM'S TGE 33	220.8	11	220.4	8	218.6	4	218.1	3	218.1	9	219.2
10	21	Rui-Heng Yeh	TPE			Team Motopark	DEU	Dallara F324 TOM'S TGE 33	220.8	5	219.5	9	218.6	4	218.6	8	218.6	11	219.2
11	50	Jan Koller	CZE	RT	5	Team Motopark	DEU	Dallara F324 TOM'S TGE 33	220.8	14	219.5	11	218.6	6	218.6	15	218.1	7	219.1
12	10	Lorenzo Castillo	MEX	RT	6	Team Motopark	DEU	Dallara F324 TOM'S TGE 33	220.4	17	219.9	5	219.9	14	219.0	4	219.0	15	219.6



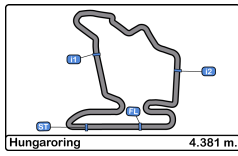


Hungaroring
Euroformula Open
Free Practice - 2
Fastest Laps Sequence



Lap	Time of Day	Session Time	Nº Driver	Nat	Cat	Team	Nat	Vehicle	Time	Km/h
2	14:13:51.096	3:51.096	3 Javier Herrera	MEX	RT	BVM Racing	ITA	Dallara F324 TOM'S TGE 33	1:46.586	147.9
2	14:14:10.727	4:10.727	10 Lorenzo Castillo	MEX	RT	Team Motopark	DEU	Dallara F324 TOM'S TGE 33	1:46.131	148.6
3	14:15:35.248	5:35.248	3 Javier Herrera	MEX	RT	BVM Racing	ITA	Dallara F324 TOM'S TGE 33	1:44.152	151.4
3	14:15:50.473	5:50.473	10 Lorenzo Castillo	MEX	RT	Team Motopark	DEU	Dallara F324 TOM'S TGE 33	1:39.746	158.1
3	14:16:22.247	6:22.247	58 Aaron Ferrazzano	BEL	RT	Neri Autosport	BEL	Dallara F324 TOM'S TGE 33	1:39.699	158.1
4	14:17:29.888	7:29.888	10 Lorenzo Castillo	MEX	RT	Team Motopark	DEU	Dallara F324 TOM'S TGE 33	1:39.415	158.6
5	14:19:55.563	9:55.563	1 Marcelo Hahn	BRA	RT	BVM Racing	ITA	Dallara F324 TOM'S TGE 33	1:39.230	158.9
3	14:20:16.538	10:16.538	7 Wiktor Dobrzański	POL	RT	Team Motopark	DEU	Dallara F324 TOM'S TGE 33	1:38.739	159.7
5	14:20:39.571	10:39.571	27 Jesse Carrasquedo	MEX		Team Motopark	DEU	Dallara F324 TOM'S TGE 33	1:38.093	160.7
6	14:22:29.087	12:29.087	55 Divy Nandan	IND		BVM Racing	ITA	Dallara F324 TOM'S TGE 33	1:37.883	161.1
4	14:22:55.207	12:55.207	44 Diego de la Torre	MEX		Team Motopark	DEU	Dallara F324 TOM'S TGE 33	1:37.230	162.2
8	14:27:08.866	17:08.866	11 Alessandro Famularo	VEN		BVM Racing	ITA	Dallara F324 TOM'S TGE 33	1:36.890	162.7
11	14:35:23.495	25:23.495	3 Javier Herrera	MEX	RT	BVM Racing	ITA	Dallara F324 TOM'S TGE 33	1:36.810	162.9
13	14:38:37.257	28:37.257	3 Javier Herrera	MEX	RT	BVM Racing	ITA	Dallara F324 TOM'S TGE 33	1:36.790	162.9
15	14:46:50.246	36:50.246	27 Jesse Carrasquedo	MEX		Team Motopark	DEU	Dallara F324 TOM'S TGE 33	1:36.653	163.1
11	14:47:07.304	37:07.304	7 Wiktor Dobrzański	POL	RT	Team Motopark	DEU	Dallara F324 TOM'S TGE 33	1:36.499	163.4





Hungaroring
Euroformula Open
Free Practice - 2
Pit Stop Analysis



1 Marcello Hahn Dallara F324 TOM'S TGE 33
RT BVM Racing

Nº	In Day Time	In Time	Out Time	Pit Time	T. Pit Time	Handicap	Diff.
1	14:21:53.710	14:21:53.710	14:24:59.755	3:06.045	3:06.045		
2	14:34:06.759	14:34:06.759	14:40:48.437	6:41.678	9:47.723		

3 Javier Herrera Dallara F324 TOM'S TGE 33
RT BVM Racing

Nº	In Day Time	In Time	Out Time	Pit Time	T. Pit Time	Handicap	Diff.
1	14:22:41.319	14:22:41.319	14:26:10.291	3:28.972	3:28.972		
2	14:27:58.646	14:27:58.646	14:29:03.954	1:05.308	4:34.280		
3	14:31:04.736	14:31:04.736	14:31:55.695	50.959	5:25.239		

7 Wiktor Dobrzański Dallara F324 TOM'S TGE 33
RT Team Motopark

Nº	In Day Time	In Time	Out Time	Pit Time	T. Pit Time	Handicap	Diff.
1	14:27:09.942	14:27:09.942	14:38:37.382	11:27.440	11:27.440		
2	14:40:26.930	14:40:26.930	14:42:13.495	1:46.565	13:14.005		

9 Everett Stack Dallara F324 TOM'S TGE 33
RT Team Motopark

Nº	In Day Time	In Time	Out Time	Pit Time	T. Pit Time	Handicap	Diff.
1	14:32:39.306	14:32:39.306	14:41:50.337	9:11.031	9:11.031		

10 Lorenzo Castillo Dallara F324 TOM'S TGE 33
RT Team Motopark

Nº	In Day Time	In Time	Out Time	Pit Time	T. Pit Time	Handicap	Diff.
1	14:19:17.965	14:19:17.965	14:28:46.218	9:28.253	9:28.253		
2	14:41:36.339	14:41:36.339	14:42:44.967	1:08.628	10:36.881		

11 Alessandro Famularo Dallara F324 TOM'S TGE 33
RT BVM Racing

Nº	In Day Time	In Time	Out Time	Pit Time	T. Pit Time	Handicap	Diff.
1	14:12:15.178	14:12:15.178	14:12:38.225	23.047	23.047		
2	14:14:49.274	14:14:49.274	14:15:13.077	23.803	46.850		
3	14:17:17.310	14:17:17.310	14:17:40.629	23.319	1:10.169		
4	14:23:15.219	14:23:15.219	14:23:38.699	23.480	1:33.649		
5	14:35:34.379	14:35:34.379	14:40:45.326	5:10.947	6:44.596		
6	14:47:25.911	14:47:25.911	14:49:20.942	1:55.031	8:39.627		

21 Rui-Heng Yeh Dallara F324 TOM'S TGE 33
RT Team Motopark

Nº	In Day Time	In Time	Out Time	Pit Time	T. Pit Time	Handicap	Diff.
1	14:29:00.294	14:29:00.294	14:40:18.580	11:18.286	11:18.286		

27 Jesse Carrasquedo Dallara F324 TOM'S TGE 33
RT Team Motopark

Nº	In Day Time	In Time	Out Time	Pit Time	T. Pit Time	Handicap	Diff.
1	14:22:34.830	14:22:34.830	14:26:21.538	3:46.708	3:46.708		
2	14:37:02.559	14:37:02.559	14:41:27.243	4:24.684	8:11.392		

44 Diego de la Torre Dallara F324 TOM'S TGE 33
RT Team Motopark

Nº	In Day Time	In Time	Out Time	Pit Time	T. Pit Time	Handicap	Diff.
1	14:24:39.862	14:24:39.862	14:38:51.473	14:11.611	14:11.611		

50 Jan Koller Dallara F324 TOM'S TGE 33
RT Team Motopark

Nº	In Day Time	In Time	Out Time	Pit Time	T. Pit Time	Handicap	Diff.
1	14:13:30.747	14:13:30.747	14:14:01.230	30.483	30.483		
2	14:16:01.504	14:16:01.504	14:19:34.746	3:33.242	4:03.725		
3	14:28:09.285	14:28:09.285	14:39:16.616	11:07.331	15:11.056		

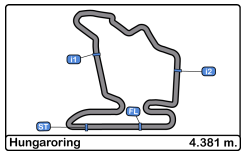
55 Divy Nandan Dallara F324 TOM'S TGE 33
RT BVM Racing

Nº	In Day Time	In Time	Out Time	Pit Time	T. Pit Time	Handicap	Diff.
1	14:11:52.901	14:11:52.901	14:12:56.516	1:03.615	1:03.615		
2	14:14:53.492	14:14:53.492	14:15:47.329	53.837	1:57.452		
3	14:34:07.612	14:34:07.612	14:39:21.544	5:13.932	7:11.384		

58 Aaron Ferrazzano Dallara F324 TOM'S TGE 33
RT Neri Autosport

Nº	In Day Time	In Time	Out Time	Pit Time	T. Pit Time	Handicap	Diff.
1	14:12:24.778	14:12:24.778	14:12:52.454	27.676	27.676		
2	14:28:38.173	14:28:38.173	14:39:20.547	10:42.374	11:10.050		

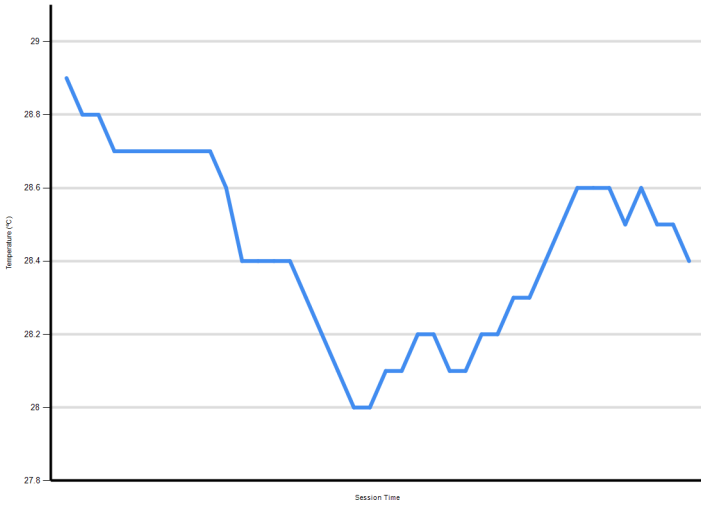




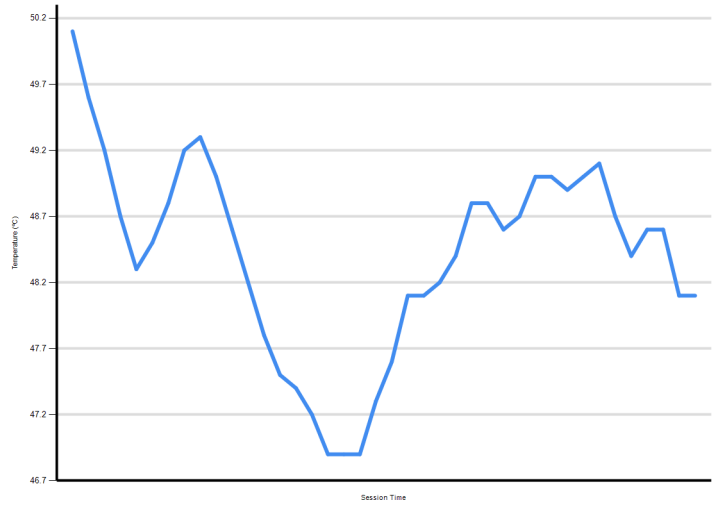
Hungaroring Euroformula Open Free Practice - 2 Weather Report



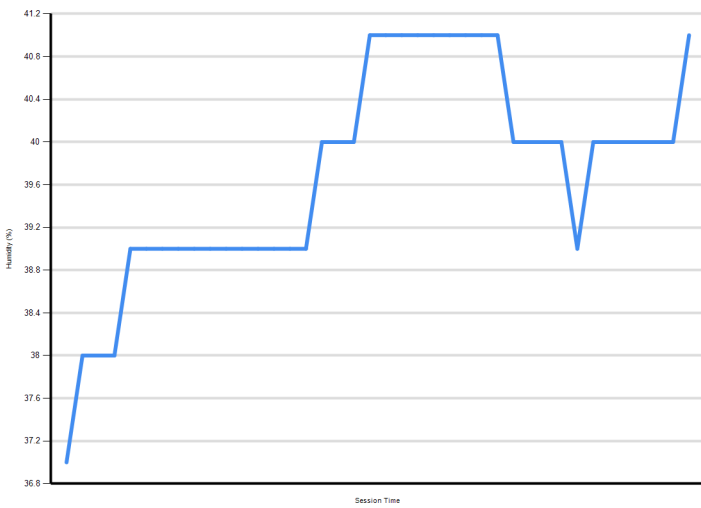
Air Temperature



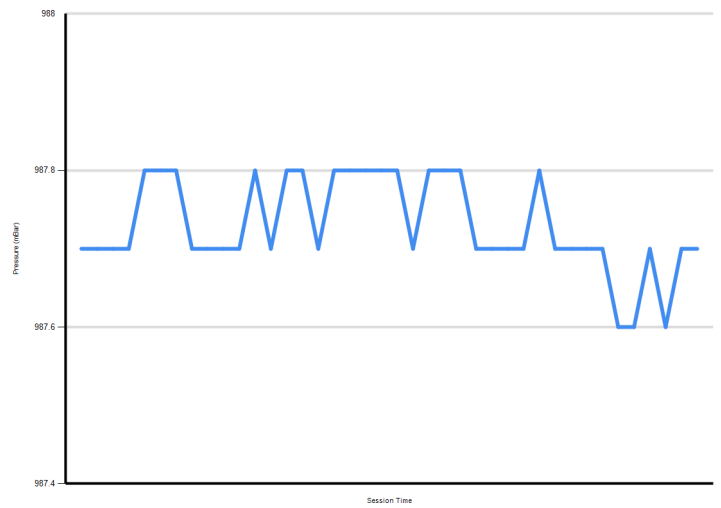
Track Temperature



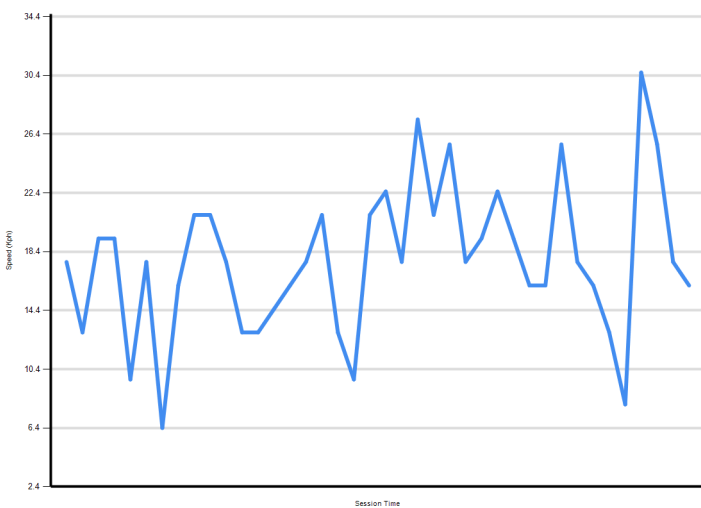
Humidity



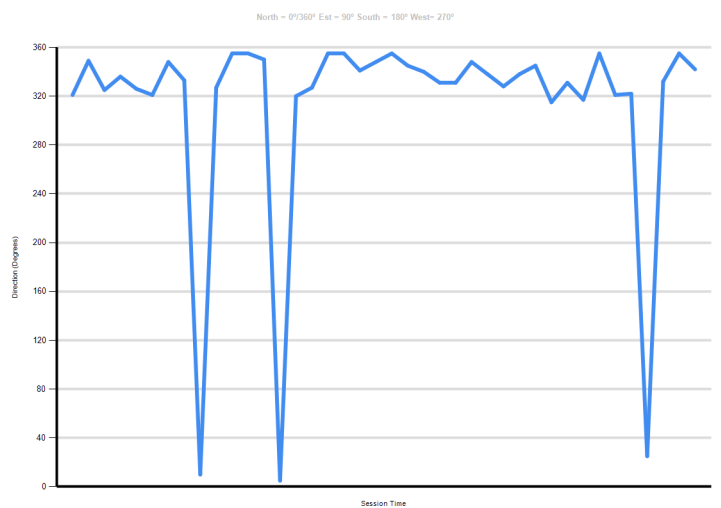
Pressure

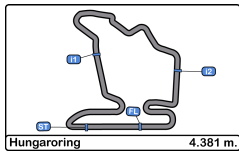


Wind Speed



Wind direction





Hungaroring
Euroformula Open
Free Practice - 1 - 2
Combined Results



Cls	N°	Driver	Nat	Cat	Clas	Team	Nat	Vehicle	Laps	FP1	FP2	Best	Gap	Interval	Km/h		
1	3	Javier Herrera	MEX	RT	1	BVM Racing	ITA	Dallara F324 TOM'S TGE 33	36	1:35.192	13	1:36.790	13	1:35.192	165.6		
2	11	Alessandro Famularo	VEN			BVM Racing	ITA	Dallara F324 TOM'S TGE 33	35	1:35.361	11	1:36.890	8	1:35.361	0.169	0.169	165.3
3	7	Wiktor Dobrzański	POL	RT	2	Team Motopark	DEU	Dallara F324 TOM'S TGE 33	34	1:37.129	5	1:36.499	11	1:36.499	1.307	1.138	163.4
4	27	Jesse Carrasquedo	MEX			Team Motopark	DEU	Dallara F324 TOM'S TGE 33	37	1:37.034	6	1:36.528	17	1:36.528	1.336	0.029	163.3
5	1	Marcelo Hahn	BRA	RT	3	BVM Racing	ITA	Dallara F324 TOM'S TGE 33	33	1:36.626	10	1:37.791	8	1:36.626	1.434	0.098	163.2
6	9	Everett Stack	USA			Team Motopark	DEU	Dallara F324 TOM'S TGE 33	31	1:36.723	5	1:37.032	8	1:36.723	1.531	0.097	163.0
7	21	Rui-Heng Yeh	TPE			Team Motopark	DEU	Dallara F324 TOM'S TGE 33	33	1:36.902	11	1:36.784	11	1:36.784	1.592	0.061	162.9
8	58	Aaron Ferrazzano	BEL	RT	4	Neri Autosport	BEL	Dallara F324 TOM'S TGE 33	35	1:36.793	8	1:37.098	14	1:36.793	1.601	0.009	162.9
9	44	Diego de la Torre	MEX			Team Motopark	DEU	Dallara F324 TOM'S TGE 33	31	1:37.257	16	1:37.000	9	1:37.000	1.808	0.207	162.5
10	50	Jan Koller	CZE	RT	5	Team Motopark	DEU	Dallara F324 TOM'S TGE 33	37	1:37.529	17	1:37.199	11	1:37.199	2.007	0.199	162.2
11	55	Divy Nandan	IND			BVM Racing	ITA	Dallara F324 TOM'S TGE 33	21			1:37.225	20	1:37.225	2.033	0.026	162.2
12	10	Lorenzo Castillo	MEX	RT	6	Team Motopark	DEU	Dallara F324 TOM'S TGE 33	36	1:38.367	5	1:38.081	9	1:38.081	2.889	0.856	160.8


Published at:.....

Race Director:

Alessandro Ferrari

ACI DGA 392080

Timekeeper:


 Luis Garcia

JCR-2654-ESP/M

