

Misano  
Euroformula Open  
Free Practice - 2  
Provisional Results



Clas	Nº	Driver	Nat	Cat	Clas	Team	Nat	Vehicle	Laps	Best	Time	Gap	Interval	Km/h
1	11	Alessandro Famularo	VEN			BVM Racing	ITA	Dallara F324 TOM'S TGE 33	18	18	1:27.749			173.3
2	3	Javier Herrera	MEX	RT	1	BVM Racing	ITA	Dallara F324 TOM'S TGE 33	19	19	1:27.803	0.054	0.054	173.2
3	21	Rui-Heng Yeh	TPE			Team Motopark	DEU	Dallara F324 TOM'S TGE 33	18	11	1:27.933	0.184	0.130	173.0
4	27	Jesse Carrasquedo	MEX			Team Motopark	DEU	Dallara F324 TOM'S TGE 33	18	15	1:28.124	0.375	0.191	172.6
5	9	Everett Stack	USA			Team Motopark	DEU	Dallara F324 TOM'S TGE 33	18	17	1:28.172	0.423	0.048	172.5
6	44	Diego de la Torre	MEX			Team Motopark	DEU	Dallara F324 TOM'S TGE 33	18	17	1:28.175	0.426	0.003	172.5
7	50	Jan Koller	CZE	RT	2	Team Motopark	DEU	Dallara F324 TOM'S TGE 33	14	12	1:28.343	0.594	0.168	172.2
8	55	Divy Nandan	IND			BVM Racing	ITA	Dallara F324 TOM'S TGE 33	20	19	1:28.554	0.805	0.211	171.8
9	7	Wiktor Dobrzański	POL	RT	3	Team Motopark	DEU	Dallara F324 TOM'S TGE 33	16	14	1:28.782	1.033	0.228	171.3
10	10	Lorenzo Castillo	MEX	RT	4	Team Motopark	DEU	Dallara F324 TOM'S TGE 33	17	14	1:29.129	1.380	0.347	170.6
11	58	Aaron Ferrazzano	BEL	RT	5	Neri Autosport	BEL	Dallara F324 TOM'S TGE 33	21	20	1:29.174	1.425	0.045	170.6
12	4	Ricardo Miranda Baptista	BRA	RT	6	BVM Racing	ITA	Dallara F324 TOM'S TGE 33	19	5	1:29.303	1.554	0.129	170.3

Published at:.....

Track Temp: 37.6 °C Air Temp: 27.7 °C Humidity: 49 % Track Status: WET

**Race Director:**

Daniele Galbiati

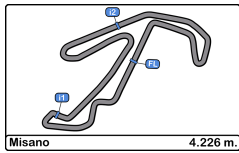
ACI DGAa 46766

**Timekeeper:**

  
Luis Garcia

JCR-2654-ESP/M





**Misano**  
**Euroformula Open**  
**Free Practice - 2**  
**Track Limit**



The Stewards, having received a report from Race Director, have considered the following matter and determine the following:

**Session** Free Practice - 2  
**Fact** The cars below did not use the track at the turns listed below

**Infringement** Breach of Appendix L Chapter IV Article 2 c) of the FIA International Sporting Code and Article 19.4/19.5 of the Sporting Regulations.

**Decision** Deletion of the lap times shown in accordance with Article 12.4.1.e of the FIA International Sporting Code.

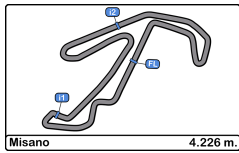
**Note**

- Certain decisions of the Stewards are subject to appeal (Article 15 of the FIA International Sporting Code).
- These penalties are not subject to appeal Article.12.3.4 of the FIA International Sporting Code and Article 16.5 of the Sporting Regulations.
- According to Article.12.3.3.b of the FIA International Sporting Code these decisions become immediately binding even in case of an appeal.

Ord	Turn	N° Driver	Entrant/Team	Time of Day	Lap Time
1	16	55 Divy Nandan	BVM Racing	14:53:28.952	1:31.689
2	6	3 Javier Herrera	BVM Racing	14:55:06.260	1:29.585
3	6	58 Aaron Ferrazzano	Neri Autosport	14:56:13.440	1:31.144
4	16	55 Divy Nandan	BVM Racing	14:56:31.627	1:30.794
5	16	58 Aaron Ferrazzano	Neri Autosport	14:59:13.744	1:30.213
6	16	9 Everett Stack	Team Motopark	15:01:10.165	1:31.255
7	16	44 Diego de la Torre	Team Motopark	15:01:20.877	1:29.338
8	6	55 Divy Nandan	BVM Racing	15:07:41.428	1:34.398
9	16	44 Diego de la Torre	Team Motopark	15:09:46.517	8:25.640
10	6	55 Divy Nandan	BVM Racing	15:10:55.529	1:44.516
11	16	4 Ricardo Miranda Baptista	BVM Racing	15:18:05.427	1:33.366
12	16	21 Rui-Heng Yeh	Team Motopark	15:18:24.320	1:28.447
13	6	11 Alessandro Famularo	BVM Racing	15:18:55.670	1:34.213
14	16	3 Javier Herrera	BVM Racing	15:21:24.088	1:27.890
15	16	9 Everett Stack	Team Motopark	15:22:46.927	1:37.937
16	16	58 Aaron Ferrazzano	Neri Autosport	15:23:49.383	1:29.104
17	16	27 Jesse Carrasquedo	Team Motopark	15:24:31.595	1:33.242

The Stewards:





Misano  
Euroformula Open  
Free Practice - 2  
Provisional Results by Category



RT														
Clas	Nº	Driver	Nat	Cat	Clas	Team	Nat	Vehicle	Laps	Best	Time	Gap	Interval	Km/h
1	3	Javier Herrera	MEX	RT	1	BVM Racing	ITA	Dallara F324 TOM'S TGE 33	19	19	1:27.803			173.2
2	50	Jan Koller	CZE	RT	2	Team Motopark	DEU	Dallara F324 TOM'S TGE 33	14	12	1:28.343	0.540	0.540	172.2
3	7	Wiktor Dobrzański	POL	RT	3	Team Motopark	DEU	Dallara F324 TOM'S TGE 33	16	14	1:28.782	0.979	0.439	171.3
4	10	Lorenzo Castillo	MEX	RT	4	Team Motopark	DEU	Dallara F324 TOM'S TGE 33	17	14	1:29.129	1.326	0.347	170.6
5	58	Aaron Ferrazzano	BEL	RT	5	Neri Autosport	BEL	Dallara F324 TOM'S TGE 33	21	20	1:29.174	1.371	0.045	170.6
6	4	Ricardo Miranda Baptista	BRA	RT	6	BVM Racing	ITA	Dallara F324 TOM'S TGE 33	19	5	1:29.303	1.500	0.129	170.3

Published at:.....


Track Temp: 37.6 °C Air Temp: 27.7 °C Humidity: 49 % Track Status: WET

**Race Director:**

Daniele Galbiati

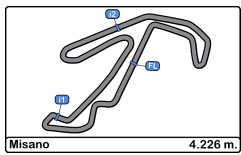
ACI DGAa 46766

**Timekeeper:**

  
Luis Garcia

JCR-2654-ESP/M





Misano  
Euroformula Open  
Free Practice - 2  
Lap Analysis



3

Javier Herrera

Dallara F324 TOM'S TGE 33

7

Wiktór Dobrzański

Dallara F324 TOM'S TGE 33

RT

BVM Racing

RT

Team Motopark

Lap	D	Time	Sector 1	Sector 2	Sector 3	T. Spd	Elapsed	Lap	D	Time	Sector 1	Sector 2	Sector 3	T. Spd	Elapsed
1		14:52:03.568	14:50:50.556	38.463	34.549	206.1	14:52:03.568	1		14:52:48.105 P	14:51:12.722	40.377	55.006	174.7	14:52:48.105
2		1:33.107	24.392	35.834	32.881	212.5	14:53:36.675	2		2:01.842	45.855	39.114	36.873	176.7	14:54:49.947
3		<del>1:29.585</del>	23.077	34.262	32.246	215.1	14:55:06.260	3		1:30.838	23.146	35.075	32.617	214.2	14:56:20.785
4		1:28.966	22.904	34.078	31.984	216.0	14:56:35.226	4		1:30.514	23.083	34.929	32.502	214.2	14:57:51.299
5		1:28.951	22.753	34.123	32.075	215.5	14:58:04.177	5		1:29.649	22.917	34.518	32.214	215.1	14:59:20.948
6		1:38.601	26.301	36.089	36.211	189.1	14:59:42.778	6		2:15.500 P	22.956	34.605	1:17.939	215.1	15:01:36.448
7		1:28.889	23.032	33.936	31.921	216.4	15:01:11.667	7		8:12.281 P	55.458	35.034	6:41.789	214.2	15:09:48.729
8		1:32.698	24.243	35.858	32.597	214.7	15:02:44.365	8		2:23.403 P	49.000	40.689	53.714	174.4	15:12:12.132
9		1:28.785	22.854	34.051	31.880	215.1	15:04:13.150	9		1:58.218	44.294	39.358	34.566	171.9	15:14:10.350
10		1:43.076 P	25.102	34.774	43.200	215.5	15:05:56.226	10		1:29.046	22.516	34.433	32.097	215.5	15:15:39.396
11		3:03.594 P	1:45.373	35.175	43.046	216.0	15:08:59.820	11		1:32.388	24.045	35.713	32.630	212.1	15:17:11.784
12		2:16.352 P	58.735	34.705	42.912	215.5	15:11:16.172	12		1:29.224	22.725	34.321	32.178	215.5	15:18:41.008
13		7:04.451	5:47.607	39.906	36.938	209.3	15:18:20.623	13		1:29.341	22.829	34.214	32.298	216.4	15:20:10.349
14		1:35.575	24.747	34.988	35.840	214.7	15:19:56.198	14		1:28.782	22.755	34.074	31.953	216.4	15:21:39.131
15		<del>1:27.890</del>	22.421	33.805	31.664	215.5	15:21:24.088	15		1:29.178	22.735	34.372	32.071	215.1	15:23:08.309
16		1:31.132	22.571	35.628	32.933	214.2	15:22:55.220	16		1:29.129	22.792	34.335	32.002	216.0	15:24:37.438
17		1:27.822	22.366	33.844	31.612	217.3	15:24:23.042	17				34.616		216.0	
18		1:33.654	22.691	36.220	34.743	212.5	15:25:56.696								
19		1:27.803	22.597	33.691	31.515	218.1	15:27:24.499	9							
20		25.276	38.285		183.6										

4

Ricardo Miranda Baptista

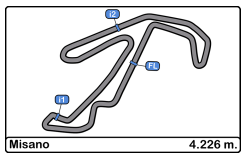
Dallara F324 TOM'S TGE 33

RT

BVM Racing

Lap	D	Time	Sector 1	Sector 2	Sector 3	T. Spd	Elapsed	Lap	D	Time	Sector 1	Sector 2	Sector 3	T. Spd	Elapsed
1		14:52:43.781	14:51:26.728	39.464	37.589	186.8	14:52:43.781	1		14:54:02.118 P	14:52:33.482	38.321	50.315	187.5	14:54:02.118
2		1:32.475	24.589	34.952	32.934	214.7	14:54:16.256	2		2:12.000 P	45.109	37.543	49.348	190.4	14:56:14.118
3		1:31.258	23.421	35.115	32.722	214.2	14:55:47.514	3		1:55.057	45.769	35.992	33.296	200.3	14:58:09.175
4		1:30.308	23.016	34.798	32.494	214.2	14:57:17.822	4		1:29.735	23.107	34.325	32.303	213.4	14:59:38.910
5		1:29.303	22.877	34.275	32.151	214.7	14:58:47.125	5		<del>1:31.255</del>	22.818	34.553	33.884	179.1	15:01:10.165
6		1:32.325	23.371	35.311	33.643	214.7	15:00:19.450	6		1:29.208	22.844	34.159	32.205	213.0	15:02:39.373
7		1:29.743	23.155	34.454	32.134	214.7	15:01:49.193	7		1:29.164	22.842	34.240	32.082	212.5	15:04:08.537
8		1:41.678 P	22.823	34.337	44.518	213.8	15:03:30.871	8		1:29.145	22.668	34.271	32.206	213.0	15:05:37.682
9		8:30.622	7:20.367	36.438	33.817	214.7	15:12:01.493	9		1:29.876	22.802	34.296	32.778	213.4	15:07:07.558
10		1:30.963	23.563	34.779	32.621	214.2	15:13:32.456	10		1:49.313	30.771	41.280	37.262	198.8	15:08:56.871
11		1:29.978	23.061	34.646	32.271	214.2	15:15:02.434	11		1:29.037	22.760	34.208	32.069	213.0	15:10:25.908
12		1:29.627	22.983	34.378	32.266	216.0	15:16:32.061	12		6:24.129 P	22.799	34.367	5:26.963	214.7	15:16:50.037
13		<del>1:39.366</del>	23.054	36.019	34.293	215.1	15:18:05.427	13		2:22.015 P	47.946	42.237	51.832	205.3	15:19:12.052
14		1:30.089	23.079	34.522	32.488	212.5	15:19:35.516	14		1:56.938	44.556	38.142	34.240	200.3	15:21:08.990
15		1:29.538	22.845	34.437	32.256	216.8	15:21:05.054	15		<del>1:37.937</del>	22.596	37.772	37.569	207.6	15:22:46.927
16		1:35.205	24.865	37.210	33.130	216.0	15:22:40.259	16		1:28.778	22.753	34.104	31.921	214.7	15:24:15.705
17		1:29.669	22.937	34.342	32.390	216.4	15:24:09.928	17		1:28.172	22.521	33.843	31.808	215.1	15:25:43.877
18		1:29.905	22.964	34.598	32.343	216.8	15:25:39.833	18		1:28.528	22.582	33.990	31.956	215.1	15:27:12.405
19		1:29.734	23.124	34.439	32.171	216.4	15:27:09.567	19			30.219	41.208		143.6	
20			22.840	34.615		213.0									





Misano  
Euroformula Open  
Free Practice - 2  
Lap Analysis



10

Lorenzo Castillo

Dallara F324 TOM'S TGE 33

21

Rui-Heng Yeh

Dallara F324 TOM'S TGE 33

RT

Team Motopark

Team Motopark

Lap	D	Time	Sector 1	Sector 2	Sector 3	T. Spd	Elapsed	Lap	D	Time	Sector 1	Sector 2	Sector 3	T. Spd	Elapsed
1		14:52:38.701	P 14:50:59.918	39.388	59.395	164.3	14:52:38.701	1		14:52:43.082	P 14:51:03.175	40.083	59.824	190.4	14:52:43.082
2		2:18.595	P 43.741	40.382	54.472	166.4	14:54:57.296	2		1:58.873	44.318	37.962	36.593	193.5	14:54:41.955
3		1:50.087	39.462	36.681	33.944	186.5	14:56:47.383	3		1:29.717	22.998	34.341	32.378	213.8	14:56:11.672
4		1:31.108	23.462	34.870	32.776	213.0	14:58:18.491	4		1:29.273	22.867	34.169	32.237	214.2	14:57:40.945
5		1:30.400	23.292	34.392	32.716	213.4	14:59:48.891	5		1:29.201	22.752	34.314	32.135	214.7	14:59:10.146
6		1:51.070	32.403	44.062	34.605	207.2	15:01:39.961	6		1:28.782	22.684	34.121	31.977	214.7	15:00:38.928
7		1:30.307	23.481	34.398	32.428	212.1	15:03:10.268	7		4:52.337	P 22.732	34.184	3:55.421	215.5	15:05:31.265
8		1:30.321	23.424	34.514	32.383	212.1	15:04:40.589	8		2:30.480	P 52.468	43.431	54.581	196.7	15:08:01.745
9		4:49.724	P 23.507	34.545	3:51.672	212.5	15:09:30.313	9		2:17.900	P 48.143	39.072	50.685	198.5	15:10:19.645
10		2:17.418	P 44.695	39.980	52.743	169.5	15:11:47.731	10		1:59.250	47.262	38.210	33.778	196.3	15:12:18.895
11		2:14.069	P 41.324	39.229	53.516	173.9	15:14:01.800	11		1:27.933	22.404	33.793	31.736	216.0	15:13:46.828
12		1:53.251	41.739	37.675	33.837	183.3	15:15:55.051	12		1:41.065	23.654	42.208	35.203	176.1	15:15:27.893
13		1:29.156	22.942	34.129	32.085	214.2	15:17:24.207	13		1:27.980	22.418	33.812	31.750	216.8	15:16:55.873
14		1:29.129	22.998	34.185	31.946	214.7	15:18:53.336	14		1:28.447	22.464	33.983	32.000	215.5	15:18:24.320
15		1:29.364	23.111	34.190	32.063	214.2	15:20:22.700	15		3:26.048	P 23.097	34.374	2:28.577	216.4	15:21:50.368
16		1:29.474	23.023	34.278	32.173	214.7	15:21:52.174	16		2:13.493	1:00.017	39.565	33.911	209.7	15:24:03.861
17		1:29.250	22.935	34.292	32.023	213.8	15:23:21.424	17		1:28.033	22.436	33.816	31.781	216.8	15:25:31.894
18			22.811	34.075		214.2		18		1:41.203	29.163	40.102	31.938	217.7	15:27:13.097
19								19			22.646	39.715		184.3	

11

Alessandro Famularo

Dallara F324 TOM'S TGE 33

27

Jesse Carrasquedo

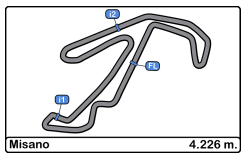
Dallara F324 TOM'S TGE 33

BVM Racing

Team Motopark

Lap	D	Time	Sector 1	Sector 2	Sector 3	T. Spd	Elapsed	Lap	D	Time	Sector 1	Sector 2	Sector 3	T. Spd	Elapsed
1		14:51:59.166	14:50:47.335	37.913	33.918	209.7	14:51:59.166	1		14:52:50.862	P 14:51:21.851	38.951	50.060	206.8	14:52:50.862
2		1:31.195	23.591	34.780	32.824	214.2	14:53:30.361	2		2:00.877	47.663	37.396	35.818	208.0	14:54:51.739
3		1:31.751	23.650	34.826	33.275	212.1	14:55:02.112	3		1:34.163	23.904	34.765	35.494	212.5	14:56:25.902
4		1:38.078	23.147	37.585	37.346	143.2	14:56:40.190	4		1:30.005	23.247	34.426	32.332	213.0	14:57:55.907
5		1:30.416	22.973	34.410	33.033	216.4	14:58:10.606	5		1:29.494	22.961	34.297	32.236	213.0	14:59:25.401
6		1:29.129	22.875	34.192	32.062	216.8	14:59:39.735	6		1:38.664	28.901	37.479	32.284	213.0	15:01:04.065
7		1:28.826	22.877	33.990	31.959	216.8	15:01:08.561	7		1:29.168	22.884	34.255	32.029	213.0	15:02:33.233
8		1:28.764	22.691	34.089	31.984	216.0	15:02:37.325	8		1:29.037	22.873	34.263	31.901	212.5	15:04:02.270
9		1:48.878	P 23.912	36.259	48.707	216.0	15:04:26.203	9		5:30.375	P 25.979	34.383	4:30.013	213.0	15:09:32.645
10		2:31.336	P 1:03.897	37.582	49.857	215.5	15:06:57.539	10		2:18.002	P 47.117	39.539	51.346	205.7	15:11:50.647
11		8:00.366	6:46.916	38.184	35.266	203.3	15:17:21.457	11		1:59.837	45.808	36.578	37.451	204.1	15:13:50.484
12		4:34.243	24.114	36.473	33.626	217.3	15:18:55.670	12		1:30.558	23.642	34.575	32.341	213.4	15:15:21.042
13		1:27.901	22.688	33.593	31.620	217.7	15:20:23.571	13		1:28.630	22.746	34.087	31.797	215.1	15:16:49.672
14		1:31.115	22.734	36.298	32.083	214.2	15:21:54.686	14		1:28.369	22.574	34.057	31.738	214.7	15:18:18.041
15		1:30.701	22.450	33.933	34.318	217.7	15:23:25.387	15		1:28.124	22.519	33.910	31.695	213.4	15:19:46.165
16		1:27.899	22.494	33.750	31.655	216.8	15:24:53.286	16		1:43.957	27.047	40.829	36.081	172.5	15:21:30.122
17		1:27.749	22.402	33.651	31.696	217.3	15:26:21.035	17		1:28.231	22.562	33.948	31.721	214.2	15:22:58.353
18			23.133	33.769		215.5		18		4:33.242	22.508	37.302	33.432	214.2	15:24:31.595
19								19			28.999	44.349		211.7	





Misano  
Euroformula Open  
Free Practice - 2  
Lap Analysis



44

Diego de la Torre

Dallara F324 TOM'S TGE 33

55

Divy Nandan

Dallara F324 TOM'S TGE 33

Team Motopark

BVM Racing

Lap	D	Time	Sector 1	Sector 2	Sector 3	T. Spd	Elapsed	Lap	D	Time	Sector 1	Sector 2	Sector 3	T. Spd	Elapsed
1		14:52:44.799 P	14:51:10.350	40.202	54.247	179.1	14:52:44.799	1		14:51:57.263	14:50:45.944	37.391	33.928	207.2	14:51:57.263
2		2:14.489 P	44.221	39.727	50.541	181.5	14:54:59.288	2		<del>1:31.689</del>	23.802	34.919	32.968	212.5	14:53:28.952
3		1:53.759	38.530	37.873	37.356	180.0	14:56:53.047	3		1:31.881	23.356	35.089	33.436	215.1	14:55:00.833
4		1:29.454	22.835	34.330	32.289	214.7	14:58:22.501	4		<del>1:30.794</del>	23.483	34.619	32.692	215.5	14:56:31.627
5		1:29.038	22.705	34.254	32.079	218.1	14:59:51.539	5		1:49.857	29.171	39.473	41.213	183.3	14:58:21.484
6		<del>1:29.338</del>	23.017	34.409	31.912	213.8	15:01:20.877	6		1:29.953	23.069	34.449	32.435	216.0	14:59:51.437
7		<del>1:25.640</del> P	22.833	34.114	7:28.693	214.2	15:09:46.517	7		1:39.495	26.150	39.898	33.447	189.4	15:01:30.932
8		2:19.080 P	47.903	40.799	50.378	183.3	15:12:05.597	8		1:29.560	22.969	34.223	32.368	216.0	15:03:00.492
9		1:55.776	38.932	39.458	37.386	176.4	15:14:01.373	9		1:37.190	23.422	38.508	35.260	213.0	15:04:37.682
10		1:37.347	25.878	36.509	34.960	197.8	15:15:38.720	10		1:29.348	22.876	34.272	32.200	216.8	15:06:07.030
11		1:28.599	22.518	34.048	32.033	216.8	15:17:07.319	11		<del>1:34.398</del>	23.102	38.535	32.761	217.3	15:07:41.428
12		1:38.558	22.371	40.790	35.397	214.2	15:18:45.877	12		1:29.585	22.756	34.251	32.578	216.8	15:09:11.013
13		1:28.421	22.551	33.971	31.899	216.0	15:20:14.298	13		<del>1:44.516</del> P	23.806	35.523	45.187	215.5	15:10:55.529
14		1:28.400	22.661	34.045	31.694	215.5	15:21:42.698	14		2:51.807 P	1:31.105	35.713	44.989	215.5	15:13:47.336
15		1:49.209	29.109	39.844	40.256	202.6	15:23:31.907	15		6:26.746	5:07.212	40.932	38.602	183.0	15:20:14.082
16		1:35.858	24.763	36.258	34.837	205.7	15:25:07.765	16		1:43.958	25.919	38.092	39.947	193.8	15:21:58.040
17		1:28.175	22.546	33.966	31.663	216.4	15:26:35.940	17		1:33.619	22.716	33.956	36.947	217.7	15:23:31.659
18		1:28.012	22.462	33.951	31.599	216.0	15:28:03.952	18		1:28.813	22.613	33.942	32.258	216.8	15:25:00.472
19		34.068	49.533			133.3		19		1:28.554	22.674	33.853	32.027	218.1	15:26:29.026
20								20		1:59.584	32.599	43.647	43.338	211.7	15:28:28.610
21								21			46.104	48.489			187.5

50

Jan Koller

Dallara F324 TOM'S TGE 33

RT

Team Motopark

Lap	D	Time	Sector 1	Sector 2	Sector 3	T. Spd	Elapsed
1		14:52:46.820 P	14:51:11.915	39.558	55.347	201.8	14:52:46.820
2		2:14.242 P	43.958	39.579	50.705	198.8	14:55:01.062
3		1:53.932	42.568	36.451	34.913	198.1	14:56:54.994
4		1:30.589	23.393	34.479	32.717	215.1	14:58:25.583
5		1:30.064	23.218	34.289	32.557	215.1	14:59:55.647
6		1:29.516	23.227	34.141	32.148	215.1	15:01:25.163
7		13:09.918 P	23.569	35.304	12:11.045	213.4	15:14:35.081
8		2:21.348 P	53.071	39.620	48.657	201.4	15:16:56.429
9		2:09.275 P	44.335	36.587	48.353	206.5	15:19:05.704
10		1:54.847	44.787	36.359	33.701	203.7	15:21:00.551
11		1:28.761	22.789	33.963	32.009	215.5	15:22:29.312
12		1:28.343	22.637	33.871	31.835	216.8	15:23:57.655
13		1:41.652	22.775	36.002	42.875	196.7	15:25:39.307
14		1:37.951	29.110	36.627	32.214	215.1	15:27:17.258
15			22.981	38.706		128.8	

58

Aaron Ferrazzano

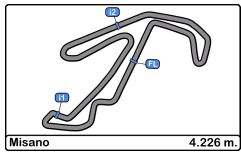
Dallara F324 TOM'S TGE 33

RT

Neri Autosport

Lap	D	Time	Sector 1	Sector 2	Sector 3	T. Spd	Elapsed
1		14:53:08.317	14:51:56.169	36.769	35.379	204.9	14:53:08.317
2		1:33.979	24.805	35.837	33.337	214.2	14:54:42.296
3		<del>1:31.144</del>	23.342	35.425	32.377	215.5	14:56:13.440
4		1:30.091	23.201	34.668	32.222	215.5	14:57:43.531
5		<del>1:30.213</del>	23.193	34.642	32.378	215.5	14:59:13.744
6		1:30.263	23.215	34.753	32.295	215.5	15:00:44.007
7		1:44.273 P	23.352	34.566	46.355	215.5	15:02:28.280
8		3:54.321	2:45.158	35.588	33.575	214.7	15:06:22.601
9		1:30.555	23.467	34.790	32.298	216.0	15:07:53.156
10		1:30.093	23.345	34.416	32.332	215.5	15:09:23.249
11		1:29.675	23.079	34.301	32.295	216.8	15:10:52.924
12		1:30.814	23.662	34.837	32.315	216.8	15:12:23.738
13		1:29.930	23.206	34.554	32.170	216.8	15:13:53.668
14		1:29.594	23.061	34.387	32.146	216.8	15:15:23.262
15		1:43.016 P	23.080	34.352	45.584	217.7	15:17:06.278
16		2:14.848	1:07.323	34.765	32.760	215.5	15:19:21.126
17		1:29.686	22.917	34.637	32.132	216.8	15:20:50.812
18		1:29.467	22.884	34.462	32.121	216.4	15:22:20.279
19		<del>1:29.104</del>	22.864	34.221	32.019	216.8	15:23:49.383
20		1:29.174	22.921	34.187	32.066	218.1	15:25:18.557
21		1:33.422	22.737	34.231	36.454	216.8	15:26:51.979



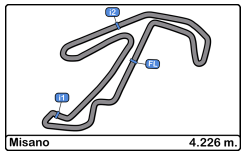


Misano  
Euroformula Open  
Free Practice - 2  
Best Sectors Results



Sector - 1				Sector - 2				Sector - 3				Ideal Lap vs Best Lap			
Clas	Nº	Driver	Time	Nº	Driver	Time	Nº	Driver	Time	Clas	Nº	Driver	Ideal Lap	Best Lap	Clas
1	3	Javier Herrera	22.366	11	Alessandro Famularo	33.593	3	Javier Herrera	31.515	1	3	Javier Herrera	1:27.572	1:27.803	2
2	44	Diego de la Torre	22.371	3	Javier Herrera	33.691	44	Diego de la Torre	31.599	2	11	Alessandro Famularo	1:27.615	1:27.749	1
3	11	Alessandro Famularo	22.402	21	Rui-Heng Yeh	33.793	11	Alessandro Famularo	31.620	3	44	Diego de la Torre	1:27.921	1:28.175	6
4	21	Rui-Heng Yeh	22.404	9	Everett Stack	33.843	27	Jesse Carrasquedo	31.695	4	21	Rui-Heng Yeh	1:27.933	1:27.933	3
5	27	Jesse Carrasquedo	22.508	55	Divy Nandan	33.853	21	Rui-Heng Yeh	31.736	5	27	Jesse Carrasquedo	1:28.113	1:28.124	4
6	7	Wiktor Dobrzański	22.516	50	Jan Koller	33.871	9	Everett Stack	31.808	6	9	Everett Stack	1:28.172	1:28.172	5
7	9	Everett Stack	22.521	27	Jesse Carrasquedo	33.910	50	Jan Koller	31.835	7	50	Jan Koller	1:28.343	1:28.343	7
8	55	Divy Nandan	22.613	44	Diego de la Torre	33.951	10	Lorenzo Castillo	31.946	8	55	Divy Nandan	1:28.493	1:28.554	8
9	50	Jan Koller	22.637	7	Wiktor Dobrzański	34.074	7	Wiktor Dobrzański	31.953	9	7	Wiktor Dobrzański	1:28.543	1:28.782	9
10	58	Aaron Ferrazzano	22.737	10	Lorenzo Castillo	34.075	58	Aaron Ferrazzano	32.019	10	10	Lorenzo Castillo	1:28.832	1:29.129	10
11	10	Lorenzo Castillo	22.811	58	Aaron Ferrazzano	34.187	55	Divy Nandan	32.027	11	58	Aaron Ferrazzano	1:28.943	1:29.174	11
12	4	Ricardo Miranda Baptista	22.823	4	Ricardo Miranda Baptista	34.275	4	Ricardo Miranda Baptista	32.134	12	4	Ricardo Miranda Baptista	1:29.232	1:29.303	12



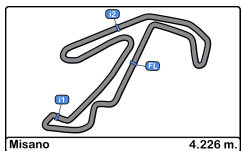


Misano  
Euroformula Open  
Free Practice - 2  
Best 5 Lap Times



Cls	N°	Driver	Nat	Cat	Cls	Team	Nat	Vehicle	Best 1		Best 2		Best 3		Best 4		Best 5	
									Time	Lap	Time	Lap	Time	Lap	Time	Lap	Time	Lap
1	11	Alessandro	VEN			BVM Racing	ITA	Dallara F324 TOM'S TGE 33	1:27.749	18	1:27.899	17	1:27.901	14	1:28.764	8	1:28.826	7
2	3	Javier Herrera	MEX	RT	1	BVM Racing	ITA	Dallara F324 TOM'S TGE 33	1:27.803	19	1:27.822	17	1:28.785	9	1:28.889	7	1:28.951	5
3	21	Rui-Heng Yeh	TPE			Team Motopark	DEU	Dallara F324 TOM'S TGE 33	1:27.933	11	1:27.980	13	1:28.033	17	1:28.782	6	1:29.201	5
4	27	Jesse Carrasquedo	MEX			Team Motopark	DEU	Dallara F324 TOM'S TGE 33	1:28.124	15	1:28.231	17	1:28.369	14	1:28.630	13	1:29.037	8
5	9	Everett Stack	USA			Team Motopark	DEU	Dallara F324 TOM'S TGE 33	1:28.172	17	1:28.528	18	1:28.778	16	1:29.037	11	1:29.145	8
6	44	Diego de la Torre	MEX			Team Motopark	DEU	Dallara F324 TOM'S TGE 33	1:28.175	17	1:28.400	14	1:28.421	13	1:28.599	11	1:29.038	5
7	50	Jan Koller	CZE	RT	2	Team Motopark	DEU	Dallara F324 TOM'S TGE 33	1:28.343	12	1:28.761	11	1:29.516	6	1:30.064	5	1:30.589	4
8	55	Divy Nandan	IND			BVM Racing	ITA	Dallara F324 TOM'S TGE 33	1:28.554	19	1:28.813	18	1:29.348	10	1:29.560	8	1:29.585	12
9	7	Wiktor Dobrzański	POL	RT	3	Team Motopark	DEU	Dallara F324 TOM'S TGE 33	1:28.782	14	1:29.046	10	1:29.129	16	1:29.178	15	1:29.224	12
10	10	Lorenzo Castillo	MEX	RT	4	Team Motopark	DEU	Dallara F324 TOM'S TGE 33	1:29.129	14	1:29.156	13	1:29.250	17	1:29.364	15	1:29.474	16
11	58	Aaron Ferrazzano	BEL	RT	5	Neri Autosport	BEL	Dallara F324 TOM'S TGE 33	1:29.174	20	1:29.467	18	1:29.594	14	1:29.675	11	1:29.686	17
12	4	Ricardo Miranda Baptista	BRA	RT	6	BVM Racing	ITA	Dallara F324 TOM'S TGE 33	1:29.303	5	1:29.538	15	1:29.627	12	1:29.669	17	1:29.734	19



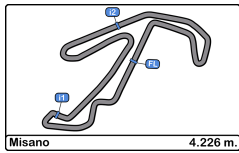


Misano  
Euroformula Open  
Free Practice - 2  
Best 5 Top Speeds



Clas	Nº	Driver	Nat	Cat	Cls	Team	Nat	Vehicle	Top 1		Top 2		Top 3		Top 4		Top 5		Avg
									Km/h	Lap	Km/h	Lap	Km/h	Lap	Km/h	Lap	Km/h	Lap	
1	3	Javier Herrera	MEX	RT	1	BVM Racing	ITA	Dallara F324 TOM'S TGE 33	218.1	19	217.3	17	216.4	7	216.0	4	216.0	11	216.7
2	44	Diego de la Torre	MEX			Team Motopark	DEU	Dallara F324 TOM'S TGE 33	218.1	5	216.8	11	216.4	17	216.0	13	216.0	18	216.6
3	55	Divy Nandan	IND			BVM Racing	ITA	Dallara F324 TOM'S TGE 33	218.1	19	217.7	17	217.3	11	216.8	10	216.8	12	217.3
4	58	Aaron Ferrazzano	BEL	RT	2	Neri Autosport	BEL	Dallara F324 TOM'S TGE 33	218.1	20	217.7	15	216.8	11	216.8	12	216.8	13	217.3
5	11	Alessandro Famularo	ITA			BVM Racing	ITA	Dallara F324 TOM'S TGE 33	217.7	14	217.7	16	217.3	13	217.3	18	216.8	6	217.3
6	21	Rui-Heng Yeh	TPE			Team Motopark	DEU	Dallara F324 TOM'S TGE 33	217.7	18	216.8	13	216.8	17	216.4	15	216.0	11	216.7
7	4	Ricardo Miranda Baptista	BRA	RT	3	BVM Racing	ITA	Dallara F324 TOM'S TGE 33	216.8	15	216.8	18	216.4	17	216.4	19	216.0	12	216.5
8	50	Jan Koller	CZE	RT	4	Team Motopark	DEU	Dallara F324 TOM'S TGE 33	216.8	12	215.5	11	215.1	4	215.1	5	215.1	6	215.5
9	7	Wiktor Dobrzański	POL	RT	5	Team Motopark	DEU	Dallara F324 TOM'S TGE 33	216.4	13	216.4	14	216.0	16	216.0	17	215.5	10	216.0
10	9	Everett Stack	USA			Team Motopark	DEU	Dallara F324 TOM'S TGE 33	215.1	17	215.1	18	214.7	12	214.7	16	213.4	4	214.6
11	27	Jesse Carrasquedo	MEX			Team Motopark	DEU	Dallara F324 TOM'S TGE 33	215.1	13	214.7	14	214.2	17	214.2	18	213.4	12	214.3
12	10	Lorenzo Castillo	MEX	RT	6	Team Motopark	DEU	Dallara F324 TOM'S TGE 33	214.7	14	214.7	16	214.2	13	214.2	15	214.2	18	214.4



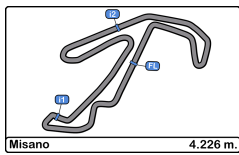


Misano  
Euroformula Open  
Free Practice - 2  
Fastest Laps Sequence



Lap	Time of Day	Session Time	Nº Driver	Nat	Cat	Team	Nat	Vehicle	Time	Km/h
2	14:53:30.361	3:30.361	11 Alessandro Famularo		VEN	BVM Racing		ITA Dallara F324 TOM'S TGE 33	1:31.195	166.8
3	14:56:11.672	6:11.672	21 Rui-Heng Yeh		TPE	Team Motopark		DEU Dallara F324 TOM'S TGE 33	1:29.717	169.5
4	14:56:35.226	6:35.226	3 Javier Herrera		MEX	RT BVM Racing		ITA Dallara F324 TOM'S TGE 33	1:28.966	171.0
5	14:58:04.177	8:04.177	3 Javier Herrera		MEX	RT BVM Racing		ITA Dallara F324 TOM'S TGE 33	1:28.951	171.0
6	15:00:38.928	10:38.928	21 Rui-Heng Yeh		TPE	Team Motopark		DEU Dallara F324 TOM'S TGE 33	1:28.782	171.3
8	15:02:37.325	12:37.325	11 Alessandro Famularo		VEN	BVM Racing		ITA Dallara F324 TOM'S TGE 33	1:28.764	171.3
11	15:13:46.828	23:46.828	21 Rui-Heng Yeh		TPE	Team Motopark		DEU Dallara F324 TOM'S TGE 33	1:27.933	173.0
14	15:20:23.571	30:23.571	11 Alessandro Famularo		VEN	BVM Racing		ITA Dallara F324 TOM'S TGE 33	1:27.901	173.0
17	15:24:23.042	34:23.042	3 Javier Herrera		MEX	RT BVM Racing		ITA Dallara F324 TOM'S TGE 33	1:27.822	173.2
18	15:26:21.035	36:21.035	11 Alessandro Famularo		VEN	BVM Racing		ITA Dallara F324 TOM'S TGE 33	1:27.749	173.3





**Misano**  
Euroformula Open  
Free Practice - 2  
Pit Stop Analysis



**3** Javier Herrera Dallara F324 TOM'S TGE 33

RT		BVM Racing					
Nº	In Day Time	In Time	Out Time	Pit Time	T. Pit Time	Handicap	Diff.
1	15:05:43.085	15:05:43.085	15:06:42.328	59.243	59.243		
2	15:08:46.624	15:08:46.624	15:09:08.439	21.815	1:21.058		
3	15:11:02.848	15:11:02.848	15:16:26.417	5:23.569	6:44.627		

**4** Ricardo Miranda Baptista Dallara F324 TOM'S TGE 33

RT		BVM Racing					
Nº	In Day Time	In Time	Out Time	Pit Time	T. Pit Time	Handicap	Diff.
1	15:03:17.805	15:03:17.805	15:10:03.074	6:45.269	6:45.269		

**7** Wiktor Dobrzański Dallara F324 TOM'S TGE 33

RT		Team Motopark					
Nº	In Day Time	In Time	Out Time	Pit Time	T. Pit Time	Handicap	Diff.
1	14:52:31.680	14:52:31.680	14:52:57.898	26.218	26.218		
2	15:00:51.490	15:00:51.490	15:01:45.695	54.205	1:20.423		
3	15:03:40.389	15:03:40.389	15:10:00.101	6:19.712	7:40.135		
4	15:11:57.057	15:11:57.057	15:12:21.511	24.454	8:04.589		

**9** Everett Stack Dallara F324 TOM'S TGE 33

RT		Team Motopark					
Nº	In Day Time	In Time	Out Time	Pit Time	T. Pit Time	Handicap	Diff.
1	14:53:46.212	14:53:46.212	14:54:12.070	25.858	25.858		
2	14:55:58.779	14:55:58.779	14:56:24.168	25.389	51.247		
3	15:11:53.662	15:11:53.662	15:16:59.982	5:06.320	5:57.567		
4	15:18:55.811	15:18:55.811	15:19:22.049	26.238	6:23.805		

**10** Lorenzo Castillo Dallara F324 TOM'S TGE 33

RT		Team Motopark					
Nº	In Day Time	In Time	Out Time	Pit Time	T. Pit Time	Handicap	Diff.
1	14:52:23.553	14:52:23.553	14:52:47.947	24.394	24.394		
2	14:54:43.959	14:54:43.959	14:55:05.754	21.795	46.189		
3	15:06:14.219	15:06:14.219	15:09:40.570	3:26.351	4:12.540		
4	15:11:33.419	15:11:33.419	15:11:56.562	23.143	4:35.683		
5	15:13:46.951	15:13:46.951	15:14:10.870	23.919	4:59.602		

**11** Alessandro Famularo Dallara F324 TOM'S TGE 33

RT		BVM Racing					
Nº	In Day Time	In Time	Out Time	Pit Time	T. Pit Time	Handicap	Diff.
1	15:04:13.039	15:04:13.039	15:04:34.659	21.620	21.620		
2	15:06:44.378	15:06:44.378	15:07:05.986	21.608	43.228		
3	15:09:07.786	15:09:07.786	15:15:35.258	6:27.472	7:10.700		

**21** Rui-Heng Yeh Dallara F324 TOM'S TGE 33

RT		Team Motopark					
Nº	In Day Time	In Time	Out Time	Pit Time	T. Pit Time	Handicap	Diff.
1	14:52:27.081	14:52:27.081	14:52:53.055	25.974	25.974		
2	15:02:08.649	15:02:08.649	15:05:41.349	3:32.700	3:58.674		
3	15:07:46.139	15:07:46.139	15:08:11.498	25.359	4:24.033		
4	15:10:04.063	15:10:04.063	15:10:29.517	25.454	4:49.487		
5	15:19:52.490	15:19:52.490	15:22:00.187	2:07.697	6:57.184		

**27** Jesse Carrasquedo Dallara F324 TOM'S TGE 33

RT		Team Motopark					
Nº	In Day Time	In Time	Out Time	Pit Time	T. Pit Time	Handicap	Diff.
1	14:52:37.339	14:52:37.339	14:52:59.630	22.291	22.291		
2	15:05:35.919	15:05:35.919	15:09:42.521	4:06.602	4:28.893		
3	15:11:37.200	15:11:37.200	15:11:59.256	22.056	4:50.949		

**44** Diego de la Torre Dallara F324 TOM'S TGE 33

RT		Team Motopark					
Nº	In Day Time	In Time	Out Time	Pit Time	T. Pit Time	Handicap	Diff.
1	14:52:28.785	14:52:28.785	14:52:54.244	25.459	25.459		
2	14:54:45.357	14:54:45.357	14:55:08.113	22.756	48.215		
3	15:03:02.980	15:03:02.980	15:09:58.502	6:55.522	7:43.737		
4	15:11:50.929	15:11:50.929	15:12:14.730	23.801	8:07.538		

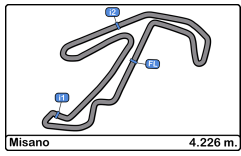
**50** Jan Koller Dallara F324 TOM'S TGE 33

RT		Team Motopark					
Nº	In Day Time	In Time	Out Time	Pit Time	T. Pit Time	Handicap	Diff.
1	14:52:30.233	14:52:30.233	14:52:56.445	26.212	26.212		
2	14:54:46.628	14:54:46.628	14:55:10.110	23.482	49.694		
3	15:02:58.252	15:02:58.252	15:14:45.769	11:47.517	12:37.211		
4	15:16:41.849	15:16:41.849	15:17:05.196	23.347	13:00.558		
5	15:18:51.134	15:18:51.134	15:19:15.168	24.034	13:24.592		

**55** Divy Nandan Dallara F324 TOM'S TGE 33

RT		BVM Racing					
Nº	In Day Time	In Time	Out Time	Pit Time	T. Pit Time	Handicap	Diff.
1	15:10:42.370	15:10:42.370	15:11:36.767	54.397	54.397		
2	15:13:34.147	15:13:34.147	15:18:17.000	4:42.853	5:37.250		

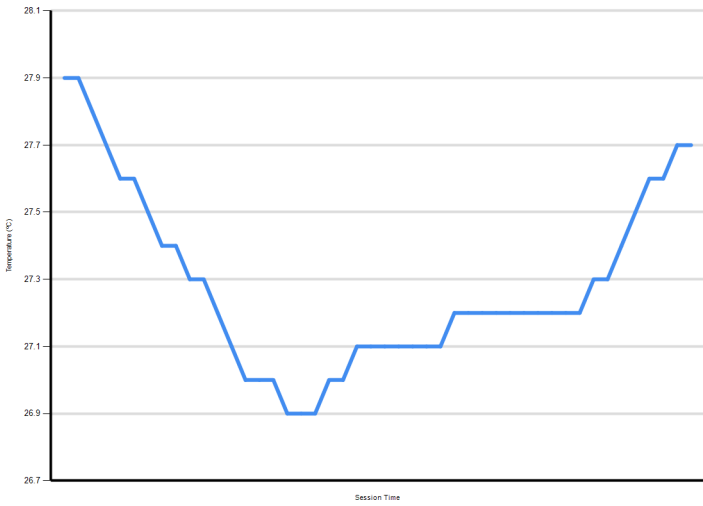




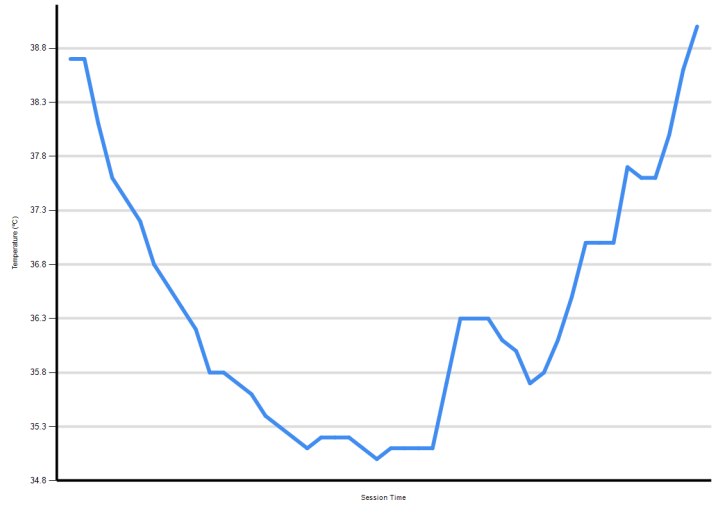
**Misano**  
**Euroformula Open**  
**Free Practice - 2**  
**Weather Report**



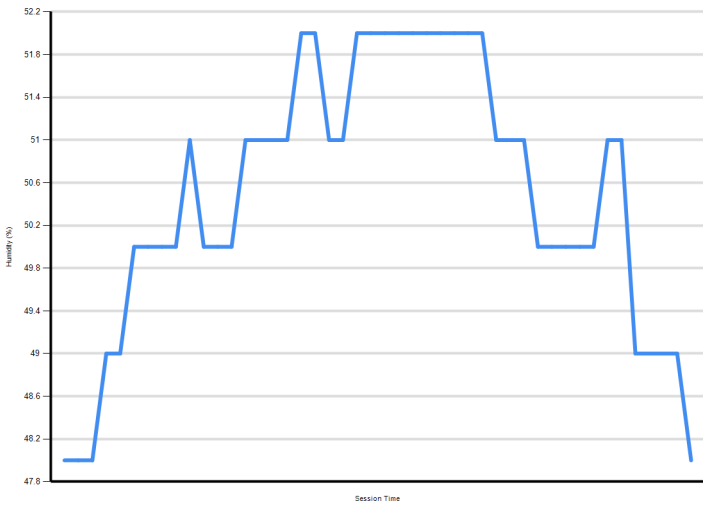
Air Temperature



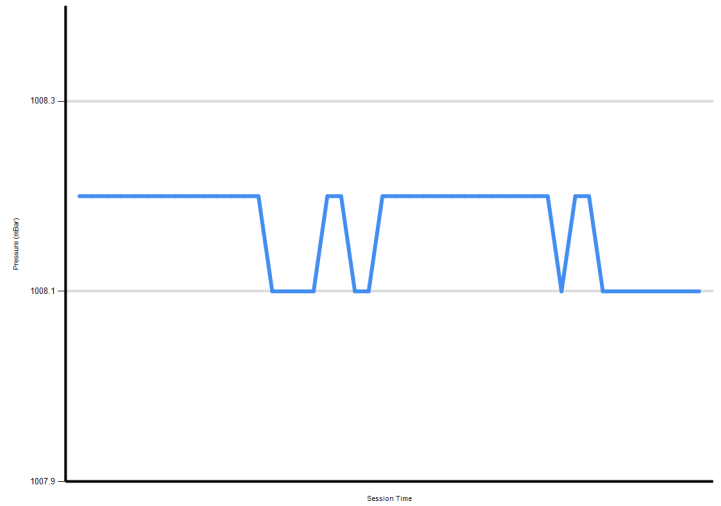
Track Temperature



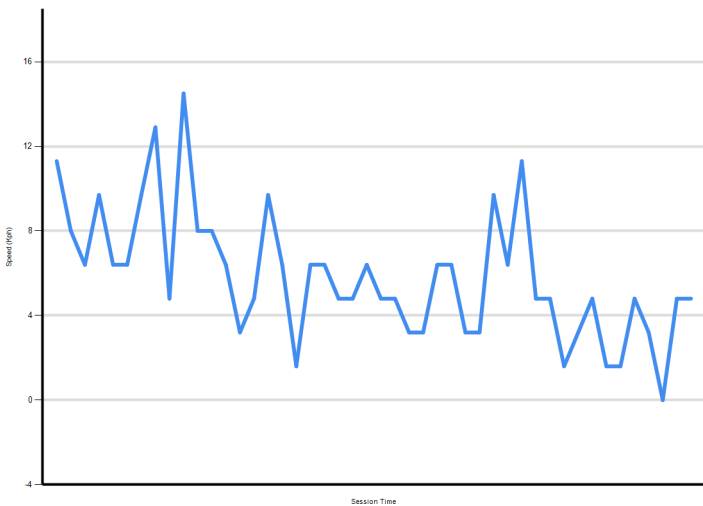
Humidity



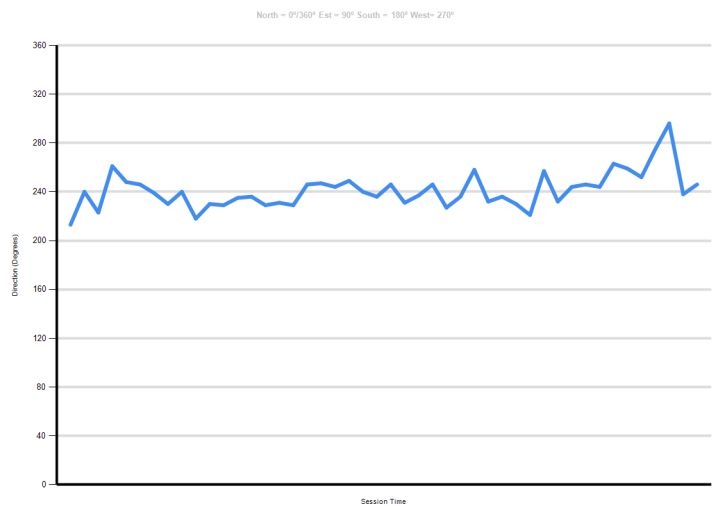
Pressure

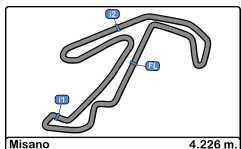


Wind Speed



Wind direction





Misano  
Euroformula Open  
Free Practice - 1 - 2  
Combined Results



Cls	N°	Driver	Nat	Cat	Clas	Team	Nat	Vehicle	Laps	FP1	FP2	Best	Gap	Interval	Km/h		
1	11	Alessandro Famularo	VEN			BVM Racing	ITA	Dallara F324 TOM'S TGE 33	26	1:45.388	7	1:27.749	18	1:27.749	173.3		
2	3	Javier Herrera	MEX	RT	1	BVM Racing	ITA	Dallara F324 TOM'S TGE 33	38	1:44.767	16	1:27.803	19	1:27.803	0.054	0.054	173.2
3	21	Rui-Heng Yeh	TPE			Team Motopark	DEU	Dallara F324 TOM'S TGE 33	36	1:43.948	17	1:27.933	11	1:27.933	0.184	0.130	173.0
4	27	Jesse Carrasquedo	MEX			Team Motopark	DEU	Dallara F324 TOM'S TGE 33	36	1:44.297	18	1:28.124	15	1:28.124	0.375	0.191	172.6
5	9	Everett Stack	USA			Team Motopark	DEU	Dallara F324 TOM'S TGE 33	34	1:43.593	16	1:28.172	17	1:28.172	0.423	0.048	172.5
6	44	Diego de la Torre	MEX			Team Motopark	DEU	Dallara F324 TOM'S TGE 33	36	1:44.174	16	1:28.175	17	1:28.175	0.426	0.003	172.5
7	50	Jan Koller	CZE	RT	2	Team Motopark	DEU	Dallara F324 TOM'S TGE 33	30	1:44.967	16	1:28.343	12	1:28.343	0.594	0.168	172.2
8	55	Divy Nandan	IND			BVM Racing	ITA	Dallara F324 TOM'S TGE 33	29	1:46.190	8	1:28.554	19	1:28.554	0.805	0.211	171.8
9	7	Wiktor Dobrzański	POL	RT	3	Team Motopark	DEU	Dallara F324 TOM'S TGE 33	33	1:45.739	17	1:28.782	14	1:28.782	1.033	0.228	171.3
10	10	Lorenzo Castillo	MEX	RT	4	Team Motopark	DEU	Dallara F324 TOM'S TGE 33	35	1:44.619	18	1:29.129	14	1:29.129	1.380	0.347	170.6
11	58	Aaron Ferrazzano	BEL	RT	5	Neri Autosport	BEL	Dallara F324 TOM'S TGE 33	40	1:47.637	18	1:29.174	20	1:29.174	1.425	0.045	170.6
12	4	Ricardo Miranda Baptista	BRA	RT	6	BVM Racing	ITA	Dallara F324 TOM'S TGE 33	37	1:45.784	12	1:29.303	5	1:29.303	1.554	0.129	170.3


Published at:.....

**Race Director:**

Daniele Galbiati

ACI DGAa 46766

**Timekeeper:**

  
Luis Garcia

JCR-2654-ESP/M

