

**Spa Francorchamps**  
**Euroformula Open**  
**Free Practice - 2**  
**Provisional Results**



Clas	Nº	Driver	Nat	Cat	Clas	Team	Nat	Vehicle	Laps	Best	Time	Gap	Interval	Km/h
1	37	Filippo Fiorentino	BRA	RT	1	DRIVEX	ESP	Dallara F324 TOM'S TGE 33	15	10	2:10.819			192.7
2	48	Genaro Trappa	ARG	RT	2	DRIVEX	ESP	Dallara F324 TOM'S TGE 33	16	16	2:10.918	0.099	0.099	192.5
3	3	Javier Herrera	MEX	RT	3	BVM Racing	ITA	Dallara F324 TOM'S TGE 33	13	11	2:10.947	0.128	0.029	192.5
4	8	Alceu Feldmann	BRA	RT	4	BVM Racing	ITA	Dallara F324 TOM'S TGE 33	13	11	2:11.432	0.613	0.485	191.8
5	27	Jesse Carrasquedo	MEX			Team Motopark	DEU	Dallara F324 TOM'S TGE 33	15	13	2:11.515	0.696	0.083	191.7
6	44	Diego de la Torre	MEX			Team Motopark	DEU	Dallara F324 TOM'S TGE 33	10	9	2:12.242	1.423	0.727	190.6
7	50	Jan Koller	CZE	RT	5	Team Motopark	DEU	Dallara F324 TOM'S TGE 33	14	13	2:12.328	1.509	0.086	190.5
8	55	Divy Nandan	IND			BVM Racing	ITA	Dallara F324 TOM'S TGE 33	8	8	2:12.462	1.643	0.134	190.3
9	9	Everett Stack	USA			Team Motopark	DEU	Dallara F324 TOM'S TGE 33	12	12	2:12.507	1.688	0.045	190.2
10	10	Lorenzo Castillo	MEX	RT	6	Team Motopark	DEU	Dallara F324 TOM'S TGE 33	15	11	2:12.807	1.988	0.300	189.8
11	11	Alessandro Famularo	VEN			BVM Racing	ITA	Dallara F324 TOM'S TGE 33	13	11	2:12.867	2.048	0.060	189.7
12	7	Wiktor Dobrzański	POL	RT	7	Team Motopark	DEU	Dallara F324 TOM'S TGE 33	14	13	2:12.929	2.110	0.062	189.6
13	21	Rui-Heng Yeh	TPE			Team Motopark	DEU	Dallara F324 TOM'S TGE 33	13	6	2:13.177	2.358	0.248	189.3
14	58	Aaron Ferrazzano	BEL	RT	8	Neri Autosport	BEL	Dallara F324 TOM'S TGE 33	15	13	2:13.826	3.007	0.649	188.4

Published at:.....

Track Temp: 20.3 °C Air Temp: 9.1 °C Humidity: 64 % Track Status: WET

**Race Director:**

Daniele Galbiati  
 ACI DGAa 46766

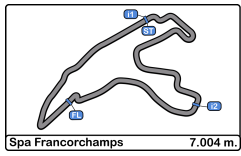
**Timekeeper:**

Luis Garcia  
 JCR-2654-ESP/M



CIRCUIT DE SPA  
 FRANCORCHAMPS





Spa Francorchamps  
Euroformula Open  
Free Practice - 2  
Track Limit



The Stewards, having received a report from Race Director, have considered the following matter and determine the following:

**Session** Free Practice - 2

**Fact** The cars below did not use the track at the turns listed below

**Infringement** Breach of Appendix L Chapter IV Article 2 c) of the FIA International Sporting Code and Article 19.4/19.5 of the Sporting Regulations.

**Decision** Deletion of the lap times shown in accordance with Article 12.4.1.e of the FIA International Sporting Code.

**Note**

- Certain decisions of the Stewards are subject to appeal (Article 15 of the FIA International Sporting Code).
- These penalties are not subject to appeal Article.12.3.4 of the FIA International Sporting Code and Article 16.5 of the Sporting Regulations.
- According to Article.12.3.3.b of the FIA International Sporting Code these decisions become immediately binding even in case of an appeal.

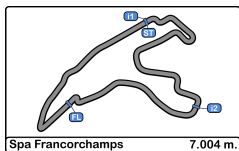
Ord	Turn	N° Driver	Entrant/Team	Time of Day	Lap Time
1	10	9 Everett Stack	Team Motopark	14:03:18.016	7:20.132
2	10	27 Jesse Carrasquedo	Team Motopark	14:07:23.501	2:12.757
3	10	48 Genaro Trappa	DRIVEX	14:07:44.538	2:12.225
4	10	7 Wiktor Dobrzański	Team Motopark	14:08:31.896	2:40.093
5	10	58 Aaron Ferrazzano	Neri Autosport	14:11:20.559	4:19.263
6	10	21 Rui-Heng Yeh	Team Motopark	14:12:32.767	5:05.276
7	10	3 Javier Herrera	BVM Racing	14:24:57.162	2:11.856
8	4	8 Alceu Feldmann	BVM Racing	14:26:54.371	2:26.964
9	10	55 Divy Nandan	BVM Racing	14:29:03.568	2:13.959
10	10	3 Javier Herrera	BVM Racing	14:29:30.425	2:22.316
11	10	37 Filippo Fiorentino	DRIVEX	14:30:09.542	2:11.819

The Stewards:



CIRCUIT DE SPA  
FRANCORCHAMPS





Spa Francorchamps  
Euroformula Open  
Free Practice - 2



Provisional Results by Category

Clas	Nº	Driver	Nat	Cat	Clas	Team	Nat	Vehicle	Laps	Best	Time	Gap	Interval	Km/h
1	27	Jesse Carrasquedo	MEX			Team Motopark	DEU	Dallara F324 TOM'S TGE 33	15	13	2:11.515			191.7
2	44	Diego de la Torre	MEX			Team Motopark	DEU	Dallara F324 TOM'S TGE 33	10	9	2:12.242	0.727	0.727	190.6
3	55	Divy Nandan	IND			BVM Racing	ITA	Dallara F324 TOM'S TGE 33	8	8	2:12.462	0.947	0.220	190.3
4	9	Everett Stack	USA			Team Motopark	DEU	Dallara F324 TOM'S TGE 33	12	12	2:12.507	0.992	0.045	190.2
5	11	Alessandro Famularo	VEN			BVM Racing	ITA	Dallara F324 TOM'S TGE 33	13	11	2:12.867	1.352	0.360	189.7
6	21	Rui-Heng Yeh	TPE			Team Motopark	DEU	Dallara F324 TOM'S TGE 33	13	6	2:13.177	1.662	0.310	189.3

RT

Clas	Nº	Driver	Nat	Cat	Clas	Team	Nat	Vehicle	Laps	Best	Time	Gap	Interval	Km/h
1	37	Filippo Fiorentino	BRA	RT	1	DRIVEX	ESP	Dallara F324 TOM'S TGE 33	15	10	2:10.819			192.7
2	48	Genaro Trappa	ARG	RT	2	DRIVEX	ESP	Dallara F324 TOM'S TGE 33	16	16	2:10.918	0.099	0.099	192.5
3	3	Javier Herrera	MEX	RT	3	BVM Racing	ITA	Dallara F324 TOM'S TGE 33	13	11	2:10.947	0.128	0.029	192.5
4	8	Alceu Feldmann	BRA	RT	4	BVM Racing	ITA	Dallara F324 TOM'S TGE 33	13	11	2:11.432	0.613	0.485	191.8
5	50	Jan Koller	CZE	RT	5	Team Motopark	DEU	Dallara F324 TOM'S TGE 33	14	13	2:12.328	1.509	0.896	190.5
6	10	Lorenzo Castillo	MEX	RT	6	Team Motopark	DEU	Dallara F324 TOM'S TGE 33	15	11	2:12.807	1.988	0.479	189.8
7	7	Wiktor Dobrzański	POL	RT	7	Team Motopark	DEU	Dallara F324 TOM'S TGE 33	14	13	2:12.929	2.110	0.122	189.6
8	58	Aaron Ferrazzano	BEL	RT	8	Neri Autosport	BEL	Dallara F324 TOM'S TGE 33	15	13	2:13.826	3.007	0.897	188.4

Published at:.....

Track Temp: 20.3 °C Air Temp: 9.1 °C Humidity: 64 % Track Status: WET

Race Director:

Daniele Galbiati  
ACI DGAa 46766

Timekeeper:

Luis Garcia  
JCR-2654-ESP/M

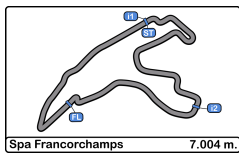


CIRCUIT DE SPA FRANCORCHAMPS



Aut Intercontinental Sports de Assen/Dario





Spa Francorchamps  
Euroformula Open  
Free Practice - 2  
Lap Analysis



3 Javier Herrera Dallara F324 TOM'S TGE 33 9 Everett Stack Dallara F324 TOM'S TGE 33

RT							BVM Racing						Team Motopark			
Lap	D	Time	Sector 1	Sector 2	Sector 3	T. Spd	Elapsed	Lap	D	Time	Sector 1	Sector 2	Sector 3	T. Spd	Elapsed	
1		13:54:12.068 P	13:52:14.378	1:11.160	46.530	204.9	13:54:12.068	1		13:53:42.288	13:51:59.194	1:04.817	38.277	213.0	13:53:42.288	
2		3:05.137 P	1:15.687	1:05.890	43.560	239.4	13:57:17.205	2		2:15.596	39.899	1:00.233	35.464	244.3	13:55:57.884	
3		5:00.895 P	1:11.062	2:06.981	1:42.852	242.6	14:02:18.100	3		<del>7:20.132</del> P	39.225	5:42.359	58.548	244.8	14:03:18.016	
4		2:51.885	1:08.540	1:06.934	36.411	242.6	14:05:09.985	4		7:01.416	3:43.633	1:39.316	1:38.467	204.9	14:10:19.432	
5		2:22.601	41.478	1:05.755	35.368	247.7	14:07:32.586	5		3:35.243	1:50.898	1:03.606	40.739	148.7	14:13:54.675	
6		5:10.343 P	1:33.525	2:15.332	1:21.486	73.2	14:12:42.929	6		2:13.791	39.268	59.100	35.423	244.8	14:16:08.466	
7		5:26.962	3:42.067	1:08.636	36.259	181.8	14:18:09.891	7		2:13.127	38.953	58.649	35.525	246.0	14:18:21.593	
8		2:22.082	40.797	1:03.641	37.644	206.5	14:20:31.973	8		2:23.330	40.117	1:07.417	35.796	120.5	14:20:44.923	
9		2:13.333	38.922	59.389	35.022	247.1	14:22:45.306	9		2:21.048 P	38.938	59.281	42.829	246.5	14:23:05.971	
10		<del>2:41.856</del>	38.763	58.301	34.792	246.5	14:24:57.162	10		3:47.945	2:09.206	1:00.703	38.036	248.8	14:26:53.916	
11		2:10.947	38.581	57.701	34.665	248.2	14:27:08.109	11		2:12.708	39.013	58.752	34.943	247.1	14:29:06.624	
12		<del>2:22.346</del>	40.486	1:05.552	36.278	247.1	14:29:30.425	12		2:12.507	38.768	58.579	35.160	248.2	14:31:19.131	
13		2:10.994	38.637	57.765	34.592	248.2	14:31:41.419									

7 Wiktor Dobrzański Dallara F324 TOM'S TGE 33 10 Lorenzo Castillo Dallara F324 TOM'S TGE 33

RT							Team Motopark						RT				Team Motopark			
Lap	D	Time	Sector 1	Sector 2	Sector 3	T. Spd	Elapsed	Lap	D	Time	Sector 1	Sector 2	Sector 3	T. Spd	Elapsed					
1		13:54:37.291	13:52:49.532	1:09.243	38.516	188.8	13:54:37.291	1		13:54:02.884	13:52:13.266	1:09.244	40.374	201.4	13:54:02.884					
2		2:20.962	41.857	1:03.280	35.825	208.8	13:56:58.253	2		2:26.569	44.846	1:04.384	37.339	196.0	13:56:29.453					
3		2:39.853	39.147	1:02.938	57.768	246.0	13:59:38.106	3		2:18.991	39.478	1:00.980	38.533	246.5	13:58:48.444					
4		3:58.689	1:46.199	1:35.371	37.119	82.0	14:03:36.795	4		4:28.557 P	1:25.043	2:00.457	1:03.057	77.9	14:03:17.001					
5		2:15.008	39.025	1:00.896	35.087	248.2	14:05:51.803	5		3:04.366	1:27.652	1:01.063	35.651	244.8	14:06:21.367					
6		<del>2:40.093</del> P	38.960	1:00.852	1:00.281	248.2	14:08:31.896	6		3:43.431 P	39.859	1:23.229	1:40.343	247.7	14:10:04.798					
7		6:56.517	5:07.210	1:09.836	39.471	177.3	14:15:28.413	7		3:51.943	2:07.039	1:03.465	41.439	163.1	14:13:56.741					
8		2:27.475	43.674	1:04.544	39.257	189.8	14:17:55.888	8		2:14.139	39.049	59.677	35.413	248.2	14:16:10.880					
9		2:13.763	38.942	59.650	35.171	247.1	14:20:09.651	9		2:13.184	38.812	59.323	35.049	249.4	14:18:24.064					
10		2:13.122	38.843	59.244	35.035	248.2	14:22:22.773	10		2:13.437	38.814	59.294	35.329	247.1	14:20:37.501					
11		2:21.476 P	38.872	59.287	43.317	247.7	14:24:44.249	11		2:12.807	38.822	58.960	35.025	248.2	14:22:50.308					
12		3:25.096	1:47.692	59.801	37.603	248.8	14:28:09.345	12		2:13.154	38.875	59.105	35.174	247.7	14:25:03.462					
13		2:12.929	38.774	59.271	34.884	248.8	14:30:22.274	13		2:16.018	38.769	59.221	38.028	248.2	14:27:19.480					
14		2:13.079	38.765	59.264	35.050	248.8	14:32:35.353	14		2:13.784	38.993	59.558	35.233	247.7	14:29:33.264					
15								15		2:13.615	38.803	59.521	35.291	249.4	14:31:46.879					

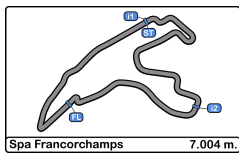
8 Alceu Feldmann Dallara F324 TOM'S TGE 33 11 Alessandro Famularo Dallara F324 TOM'S TGE 33

RT							BVM Racing						BVM Racing			
Lap	D	Time	Sector 1	Sector 2	Sector 3	T. Spd	Elapsed	Lap	D	Time	Sector 1	Sector 2	Sector 3	T. Spd	Elapsed	
1		13:54:18.409	13:52:24.791	1:14.013	39.605	213.0	13:54:18.409	1		13:54:30.780 P	13:52:26.093	1:14.290	50.397	168.4	13:54:30.780	
2		2:24.599	42.575	1:05.268	36.756	229.7	13:56:43.008	2		3:27.357 P	1:33.004	1:06.851	47.502	204.1	13:57:58.137	
3		2:50.977	40.069	1:04.707	1:06.201	244.8	13:59:33.985	3		5:09.346	2:00.452	2:08.958	59.936	70.7	14:03:07.483	
4		3:58.097	1:41.517	1:40.085	36.495	80.8	14:03:32.082	4		2:19.477	40.655	1:03.104	35.718	244.3	14:05:26.960	
5		2:24.995 P	39.520	59.853	45.622	246.5	14:05:57.077	5		2:33.007 P	39.516	1:04.804	48.687	247.1	14:07:59.967	
6		7:28.729	5:24.279	1:27.450	37.000	75.5	14:13:25.806	6		8:19.874	6:26.283	1:12.987	40.604	177.6	14:16:19.841	
7		2:13.756	39.080	59.330	35.346	246.5	14:15:39.562	7		2:26.826	41.091	1:08.960	36.775	216.4	14:18:46.667	
8		2:12.625	38.883	58.726	35.016	248.2	14:17:52.187	8		2:15.439	39.062	1:01.038	35.339	248.2	14:21:02.106	
9		2:12.048	38.841	58.224	34.983	247.7	14:20:04.235	9		2:13.577	38.816	59.661	35.100	247.7	14:23:15.683	
10		2:11.740	38.831	58.014	34.895	248.2	14:22:15.975	10		2:13.048	38.712	59.333	35.003	248.2	14:25:28.731	
11		2:11.432	38.603	57.924	34.905	248.2	14:24:27.407	11		2:12.867	38.642	59.053	35.172	248.8	14:27:41.598	
12		<del>2:26.964</del> P	38.882	1:01.406	46.676	237.3	14:26:54.371	12		2:20.063	38.650	1:05.101	36.312	249.4	14:30:01.661	
13		7:04.601 P	4:07.356	1:00.667	1:56.578	247.1	14:33:58.972	13		2:27.568	38.736	1:12.963	35.869	247.7	14:32:29.229	



CIRCUIT DE SPA FRANCORCHAMPS





Spa Francorchamps  
Euroformula Open  
Free Practice - 2  
Lap Analysis



21 Rui-Heng Yeh Dallara F324 TOM'S TGE 33 44 Diego de la Torre Dallara F324 TOM'S TGE 33

Team Motopark

Team Motopark

Lap	D	Time	Sector 1	Sector 2	Sector 3	T. Spd	Elapsed	Lap	D	Time	Sector 1	Sector 2	Sector 3	T. Spd	Elapsed
1		13:53:46.362	13:52:01.909	1:05.868	38.585	220.8	13:53:46.362	1		13:53:59.327	13:52:10.104	1:08.647	40.576	201.4	13:53:59.327
2		2:19.002	39.657	1:02.718	36.627	246.5	13:56:05.364	2		2:27.789	45.321	1:03.526	38.942	186.8	13:56:27.116
3		2:13.663	39.242	59.296	35.125	247.1	13:58:19.027	3		2:14.088	39.646	59.030	35.412	245.4	13:58:41.204
4		4:31.717	1:17.872	2:15.577	58.268	80.1	14:02:50.744	4		4:31.710 P	1:29.679	2:01.611	1:00.420	77.6	14:03:12.914
5		2:23.570	41.122	1:04.845	37.603	236.3	14:05:14.314	5		17:58.236	16:10.788	1:07.748	39.700	186.2	14:21:11.150
6		2:13.177	39.046	59.076	35.055	249.4	14:07:27.491	6		2:25.779	43.860	1:03.713	38.206	188.1	14:23:36.929
7		5:05.276 P	1:19.826	2:15.927	1:29.523	72.7	14:12:32.767	7		2:13.127	39.198	58.641	35.288	248.2	14:25:50.056
8		3:17.056	1:35.950	1:04.094	37.012	233.2	14:15:49.823	8		2:12.381	39.260	58.032	35.089	248.2	14:28:02.437
9		2:13.505	39.128	58.630	35.747	246.0	14:18:03.328	9		2:12.242	39.037	58.135	35.070	248.8	14:30:14.679
10		2:13.522	39.434	58.364	35.724	244.3	14:20:16.850	10		2:12.419	39.024	58.409	34.986	248.8	14:32:27.098
11		2:24.456 P	39.596	58.666	46.194	243.7	14:22:41.306								
12		5:32.961 P	3:14.801	1:23.971	54.189	177.3	14:28:14.267								
13		3:22.413	1:46.761	1:00.199	35.453	243.2	14:31:36.680								

48 Genaro Trappa Dallara F324 TOM'S TGE 33

RT

DRIVEX

Lap	D	Time	Sector 1	Sector 2	Sector 3	T. Spd	Elapsed
1		13:54:05.179	13:52:13.848	1:11.421	39.910	211.7	13:54:05.179
2		2:28.559	45.573	1:05.797	37.189	196.7	13:56:33.738
3		2:26.052	38.895	59.603	47.554	251.7	13:58:59.790
4		4:19.513	1:44.222	1:57.924	37.367	77.1	14:03:19.303
5		2:13.010	39.195	58.981	34.834	248.8	14:05:32.313
6		2:42.225	38.646	58.922	34.657	252.3	14:07:44.538
7		4:56.490	1:49.878	2:13.234	53.378	77.7	14:12:41.028
8		2:12.428	39.247	58.159	35.022	250.0	14:14:53.456
9		2:11.192	38.428	58.020	34.744	252.3	14:17:04.648
10		2:11.065	38.417	57.845	34.803	251.1	14:19:15.713
11		2:11.445	38.477	58.084	34.884	251.7	14:21:27.158
12		2:30.831	41.746	1:12.861	36.224	204.1	14:23:57.989
13		2:11.446	38.841	57.795	34.810	249.4	14:26:09.435
14		2:11.219	38.646	57.783	34.790	250.0	14:28:20.654
15		2:11.334	38.714	57.959	34.661	250.5	14:30:31.988
16		2:10.918	38.453	57.726	34.739	251.7	14:32:42.906

50 Jan Koller Dallara F324 TOM'S TGE 33

RT

Team Motopark

Lap	D	Time	Sector 1	Sector 2	Sector 3	T. Spd	Elapsed
1		13:57:36.841	13:55:48.517	1:10.161	38.163	211.7	13:57:36.841
2		4:13.447	39.995	1:54.136	1:39.316	239.4	14:01:50.288
3		2:43.037	1:00.952	1:03.940	38.145	209.7	14:04:33.325
4		2:14.720	39.586	59.716	35.418	242.6	14:06:48.045
5		4:23.771	42.031	2:05.957	1:35.783	240.5	14:11:11.816
6		2:57.522	1:17.247	1:02.460	37.815	212.5	14:14:09.338
7		2:13.820	39.191	59.212	35.417	243.7	14:16:23.158
8		2:16.242	39.056	1:01.353	35.833	244.3	14:18:39.400
9		2:12.842	39.139	58.305	35.398	243.7	14:20:52.242
10		2:12.590	39.149	58.303	35.138	244.3	14:23:04.832
11		2:13.801	39.160	58.952	35.689	243.7	14:25:18.633
12		2:12.573	39.142	58.144	35.287	244.8	14:27:31.206
13		2:12.328	39.127	57.999	35.202	244.3	14:29:43.534
14		2:12.684	39.098	58.437	35.149	244.8	14:31:56.218

37 Filippo Fiorentino Dallara F324 TOM'S TGE 33

RT

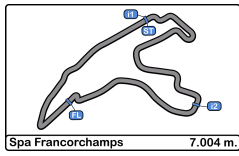
DRIVEX

Lap	D	Time	Sector 1	Sector 2	Sector 3	T. Spd	Elapsed
1		13:54:03.582	13:52:10.727	1:13.779	39.076	191.4	13:54:03.582
2		2:28.370	45.453	1:06.102	36.815	194.2	13:56:31.952
3		2:24.580	39.131	1:00.460	44.989	248.8	13:58:56.532
4		4:19.719	1:42.956	2:01.087	35.676	77.0	14:03:16.251
5		2:12.853	39.249	58.714	34.890	246.0	14:05:29.104
6		2:13.387	38.574	58.194	36.619	250.5	14:07:42.491
7		4:56.463	1:48.574	2:13.819	54.070	77.9	14:12:38.954
8		2:12.374	39.183	58.136	35.055	246.5	14:14:51.328
9		2:11.133	38.638	57.622	34.873	248.2	14:17:02.461
10		2:10.819	38.665	57.190	34.964	246.5	14:19:13.280
11		2:28.558	38.663	1:14.501	35.394	248.2	14:21:41.838
12		2:19.122 P	38.934	57.813	42.375	247.7	14:24:00.960
13		3:56.763	2:22.397	59.194	35.172	248.2	14:27:57.723
14		2:44.849	38.614	58.142	35.063	250.0	14:30:09.542
15		2:11.292	38.559	57.771	34.962	248.2	14:32:20.834



CIRCUIT DE SPA FRANCORCHAMPS





**Spa Francorchamps**  
**Euroformula Open**  
**Free Practice - 2**  
**Lap Analysis**



**55**

Divy Nandan

Dallara F324 TOM'S TGE 33

BVM Racing

Lap	D	Time	Sector 1	Sector 2	Sector 3	T. Spd	Elapsed
1		13:54:16.891 P	13:52:19.487	1:09.582	47.822	184.6	13:54:16.891
2		3:33.936 P	1:41.991	1:05.964	45.981	157.6	13:57:50.827
3		5:07.303	1:50.465	2:21.540	55.298	72.0	14:02:58.130
4		2:29.893 P	42.968	1:02.676	44.249	220.8	14:05:28.023
5		19:06.393	17:22.174	1:05.480	38.739	232.2	14:24:34.416
6		2:15.193	39.560	1:00.415	35.218	246.5	14:26:49.609
7		<del>2:13.959</del>	39.051	59.753	35.155	248.2	14:29:03.568
8		<b>2:12.462</b>	<b>38.801</b>	<b>58.694</b>	<b>34.967</b>	248.2	14:31:16.030

**58**

Aaron Ferrazzano

Dallara F324 TOM'S TGE 33

RT

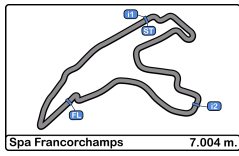
Neri Autosport

Lap	D	Time	Sector 1	Sector 2	Sector 3	T. Spd	Elapsed
1		13:53:39.664	13:51:58.071	1:05.176	36.417	232.7	13:53:39.664
2		2:19.607	40.033	1:03.745	35.829	242.6	13:55:59.271
3		2:16.446	39.353	1:01.377	35.716	247.7	13:58:15.717
4		4:10.624	49.640	2:00.737	1:20.247	83.3	14:02:26.341
5		2:19.130	41.515	1:01.932	35.683	236.3	14:04:45.471
6		2:15.825	39.645	1:00.735	35.445	246.0	14:07:01.296
7		<del>4:10.263</del> P	39.132	2:00.834	1:39.297	246.5	14:11:20.559
8		5:22.484	3:32.139	1:11.298	39.047	235.2	14:16:43.043
9		2:15.840	39.545	1:00.656	35.639	244.3	14:18:58.883
10		2:14.536	39.338	59.609	35.589	246.0	14:21:13.419
11		2:14.609	39.585	59.634	35.390	246.0	14:23:28.028
12		2:13.911	39.292	59.313	<b>35.306</b>	245.4	14:25:41.939
13		<b>2:13.826</b>	39.160	59.338	35.328	246.5	14:27:55.765
14		2:14.034	39.061	<b>59.104</b>	35.869	247.7	14:30:09.799
15		2:14.564	<b>38.781</b>	1:00.400	35.383	251.1	14:32:24.363



CIRCUIT DE SPA  
FRANCORCHAMPS





Spa Francorchamps  
Euroformula Open  
Free Practice - 2  
Best Sectors Results

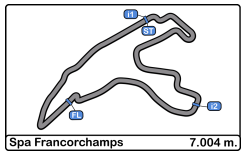


Sector - 1				Sector - 2				Sector - 3				Ideal Lap vs Best Lap			
Clas	Nº	Driver	Time	Nº	Driver	Time	Nº	Driver	Time	Clas	Nº	Driver	Ideal Lap	Best Lap	Clas
1	48	Genaro Trappa	38.417	37	Filippo Fiorentino	57.190	3	Javier Herrera	34.592	1	37	Filippo Fiorentino	2:10.622	2:10.819	1
2	37	Filippo Fiorentino	38.559	3	Javier Herrera	57.701	48	Genaro Trappa	34.657	2	48	Genaro Trappa	2:10.800	2:10.918	2
3	3	Javier Herrera	38.581	48	Genaro Trappa	57.726	27	Jesse Carrasquedo	34.788	3	3	Javier Herrera	2:10.874	2:10.947	3
4	8	Alceu Feldmann	38.603	8	Alceu Feldmann	57.924	37	Filippo Fiorentino	34.873	4	8	Alceu Feldmann	2:11.422	2:11.432	4
5	11	Alessandro Famularo	38.642	50	Jan Koller	57.999	7	Wiktor Dobrzański	34.884	5	27	Jesse Carrasquedo	2:11.515	2:11.515	5
6	27	Jesse Carrasquedo	38.689	44	Diego de la Torre	58.032	8	Alceu Feldmann	34.895	6	44	Diego de la Torre	2:12.042	2:12.242	6
7	7	Wiktor Dobrzański	38.765	27	Jesse Carrasquedo	58.038	9	Everett Stack	34.943	7	50	Jan Koller	2:12.193	2:12.328	7
8	9	Everett Stack	38.768	21	Rui-Heng Yeh	58.364	55	Divy Nandan	34.967	8	9	Everett Stack	2:12.290	2:12.507	9
9	10	Lorenzo Castillo	38.769	9	Everett Stack	58.579	44	Diego de la Torre	34.986	9	55	Divy Nandan	2:12.462	2:12.462	8
10	58	Aaron Ferrazzano	38.781	55	Divy Nandan	58.694	11	Alessandro Famularo	35.003	10	21	Rui-Heng Yeh	2:12.465	2:13.177	13
11	55	Divy Nandan	38.801	10	Lorenzo Castillo	58.960	10	Lorenzo Castillo	35.025	11	11	Alessandro Famularo	2:12.698	2:12.867	11
12	44	Diego de la Torre	39.024	11	Alessandro Famularo	59.053	21	Rui-Heng Yeh	35.055	12	10	Lorenzo Castillo	2:12.754	2:12.807	10
13	21	Rui-Heng Yeh	39.046	58	Aaron Ferrazzano	59.104	50	Jan Koller	35.138	13	7	Wiktor Dobrzański	2:12.893	2:12.929	12
14	50	Jan Koller	39.056	7	Wiktor Dobrzański	59.244	58	Aaron Ferrazzano	35.306	14	58	Aaron Ferrazzano	2:13.191	2:13.826	14



CIRCUIT DE SPA  
FRANCORCHAMPS





Spa Francorchamps  
Euroformula Open  
Free Practice - 2  
Best 5 Lap Times



Cls	N°	Driver	Nat	Cat	Cls	Team	Nat	Vehicle	Best 1		Best 2		Best 3		Best 4		Best 5	
									Time	Lap	Time	Lap	Time	Lap	Time	Lap	Time	Lap
1	37	Filippo Fiorentino	BRA	RT	1	DRIVEX	ESP	Dallara F324 TOM'S TGE 33	2:10.819	10	2:11.133	9	2:11.292	15	2:12.374	8	2:12.853	5
2	48	Genaro Trappa	ARG	RT	2	DRIVEX	ESP	Dallara F324 TOM'S TGE 33	2:10.918	16	2:11.065	10	2:11.192	9	2:11.219	14	2:11.334	15
3	3	Javier Herrera	MEX	RT	3	BVM Racing	ITA	Dallara F324 TOM'S TGE 33	2:10.947	11	2:10.994	13	2:13.333	9	2:22.082	8	2:22.601	5
4	8	Alceu Feldmann	BRA	RT	4	BVM Racing	ITA	Dallara F324 TOM'S TGE 33	2:11.432	11	2:11.740	10	2:12.048	9	2:12.625	8	2:13.756	7
5	27	Jesse Carrasquedo	MEX			Team Motopark	DEU	Dallara F324 TOM'S TGE 33	2:11.515	13	2:11.672	12	2:12.048	10	2:12.151	11	2:12.491	9
6	44	Diego de la Torre	MEX			Team Motopark	DEU	Dallara F324 TOM'S TGE 33	2:12.242	9	2:12.381	8	2:12.419	10	2:13.127	7	2:25.779	6
7	50	Jan Koller	CZE	RT	5	Team Motopark	DEU	Dallara F324 TOM'S TGE 33	2:12.328	13	2:12.573	12	2:12.590	10	2:12.684	14	2:12.842	9
8	55	Divy Nandan	IND			BVM Racing	ITA	Dallara F324 TOM'S TGE 33	2:12.462	8	2:15.193	6	2:29.893	4	3:33.936	2	5:07.303	3
9	9	Everett Stack	USA			Team Motopark	DEU	Dallara F324 TOM'S TGE 33	2:12.507	12	2:12.708	11	2:13.127	7	2:13.791	6	2:15.596	2
10	10	Lorenzo Castillo	MEX	RT	6	Team Motopark	DEU	Dallara F324 TOM'S TGE 33	2:12.807	11	2:13.154	12	2:13.184	9	2:13.437	10	2:13.615	15
11	11	Alessandro	VEN			BVM Racing	ITA	Dallara F324 TOM'S TGE 33	2:12.867	11	2:13.048	10	2:13.577	9	2:15.439	8	2:19.477	4
12	7	Wiktor Dobrzański	POL	RT	7	Team Motopark	DEU	Dallara F324 TOM'S TGE 33	2:12.929	13	2:13.079	14	2:13.122	10	2:13.763	9	2:15.008	5
13	21	Rui-Heng Yeh	TPE			Team Motopark	DEU	Dallara F324 TOM'S TGE 33	2:13.177	6	2:13.505	9	2:13.522	10	2:13.663	3	2:19.002	2
14	58	Aaron Ferrazzano	BEL	RT	8	Neri Autosport	BEL	Dallara F324 TOM'S TGE 33	2:13.826	13	2:13.911	12	2:14.034	14	2:14.536	10	2:14.564	15

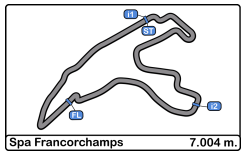


CIRCUIT DE SPA  
FRANCORCHAMPS



Royal Federation Española  
de Automovilismo





**Spa Francorchamps**  
**Euroformula Open**  
**Free Practice - 2**  
**Best 5 Top Speeds**



Clas	Nº	Driver	Nat	Cat	Cls	Team	Nat	Vehicle	Top 1		Top 2		Top 3		Top 4		Top 5		Avg
									Km/h	Lap	Km/h	Lap	Km/h	Lap	Km/h	Lap	Km/h	Lap	
1	27	Jesse Carrasquedo	MEX			Team Motopark	DEU	Dallara F324 TOM'S TGE 33	253.5	14	251.7	13	251.1	11	250.5	10	250.5	12	251.5
2	48	Genaro Trappa	ARG	RT	1	DRIVEX	ESP	Dallara F324 TOM'S TGE 33	252.3	6	252.3	9	251.7	3	251.7	11	251.7	16	251.9
3	58	Aaron Ferrazzano	BEL	RT	2	Neri Autosport	BEL	Dallara F324 TOM'S TGE 33	251.1	15	247.7	3	247.7	14	246.5	7	246.5	13	247.9
4	37	Filippo Fiorentino	BRA	RT	3	DRIVEX	ESP	Dallara F324 TOM'S TGE 33	250.5	6	250.0	14	248.8	3	248.2	9	248.2	11	249.1
5	10	Lorenzo Castillo	MEX	RT	4	Team Motopark	DEU	Dallara F324 TOM'S TGE 33	249.4	9	249.4	15	248.2	8	248.2	11	248.2	13	248.7
6	11	Alessandro Famularo	ITA			BVM Racing	ITA	Dallara F324 TOM'S TGE 33	249.4	12	248.8	11	248.2	8	248.2	10	247.7	9	248.5
7	21	Rui-Heng Yeh	TPE			Team Motopark	DEU	Dallara F324 TOM'S TGE 33	249.4	6	247.1	3	246.5	2	246.0	9	244.3	10	246.6
8	7	Wiktor Dobrzański	POL	RT	5	Team Motopark	DEU	Dallara F324 TOM'S TGE 33	248.8	12	248.8	13	248.8	14	248.2	5	248.2	6	248.6
9	9	Everett Stack	USA			Team Motopark	DEU	Dallara F324 TOM'S TGE 33	248.8	10	248.2	12	247.1	11	246.5	9	246.0	7	247.3
10	44	Diego de la Torre	MEX			Team Motopark	DEU	Dallara F324 TOM'S TGE 33	248.8	9	248.8	10	248.2	7	248.2	8	245.4	3	247.9
11	3	Javier Herrera	MEX	RT	6	BVM Racing	ITA	Dallara F324 TOM'S TGE 33	248.2	11	248.2	13	247.7	5	247.1	9	247.1	12	247.7
12	8	Alceu Feldmann	BRA	RT	7	BVM Racing	ITA	Dallara F324 TOM'S TGE 33	248.2	8	248.2	10	248.2	11	247.7	9	247.1	13	247.9
13	55	Divy Nandan	IND			BVM Racing	ITA	Dallara F324 TOM'S TGE 33	248.2	7	248.2	8	246.5	6	232.2	5	220.8	4	239.2
14	50	Jan Koller	CZE	RT	8	Team Motopark	DEU	Dallara F324 TOM'S TGE 33	244.8	12	244.8	14	244.3	8	244.3	10	244.3	13	244.5

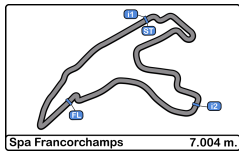


CIRCUIT DE SPA  
FRANCORCHAMPS



Real Federación Española  
de Automovilismo





Spa Francorchamps  
Euroformula Open  
Free Practice - 2  
Fastest Laps Sequence

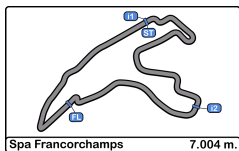


Lap	Time of Day	Session Time	Nº Driver	Nat	Cat	Team	Nat	Vehicle	Time	Km/h
2	13:55:57.884	5:57.884	9 Everett Stack		USA	Team Motopark		DEU Dallara F324 TOM'S TGE 33	2:15.596	185.9
3	13:58:19.027	8:19.027	21 Rui-Heng Yeh		TPE	Team Motopark		DEU Dallara F324 TOM'S TGE 33	2:13.663	188.6
5	14:05:29.104	15:29.104	37 Filippo Fiorentino		BRA	RT DRIVEX		ESP Dallara F324 TOM'S TGE 33	2:12.853	189.7
8	14:14:51.328	24:51.328	37 Filippo Fiorentino		BRA	RT DRIVEX		ESP Dallara F324 TOM'S TGE 33	2:12.374	190.4
9	14:17:02.461	27:02.461	37 Filippo Fiorentino		BRA	RT DRIVEX		ESP Dallara F324 TOM'S TGE 33	2:11.133	192.2
10	14:19:13.280	29:13.280	37 Filippo Fiorentino		BRA	RT DRIVEX		ESP Dallara F324 TOM'S TGE 33	2:10.819	192.7



CIRCUIT DE SPA  
FRANCORCHAMPS





**Spa Francorchamps**  
Euroformula Open  
Free Practice - 2  
**Pit Stop Analysis**



**3** Javier Herrera Dallara F324 TOM'S TGE 33

RT BVM Racing

Nº	In Day Time	In Time	Out Time	Pit Time	T. Pit Time	Handicap	Diff.
1	13:54:06.377	13:54:06.377	13:54:35.008	28.631	28.631		
2	13:57:11.810	13:57:11.810	13:57:35.870	24.060	52.691		
3	14:02:12.759	14:02:12.759	14:02:36.798	24.039	1:16.730		
4	14:12:35.905	14:12:35.905	14:15:45.211	3:09.306	4:26.036		

**7** Wiktor Dobrzański Dallara F324 TOM'S TGE 33

RT Team Motopark

Nº	In Day Time	In Time	Out Time	Pit Time	T. Pit Time	Handicap	Diff.
1	14:08:26.004	14:08:26.004	14:12:58.805	4:32.801	4:32.801		
2	14:24:38.645	14:24:38.645	14:25:58.220	1:19.575	5:52.376		

**8** Alceu Feldmann Dallara F324 TOM'S TGE 33

RT BVM Racing

Nº	In Day Time	In Time	Out Time	Pit Time	T. Pit Time	Handicap	Diff.
1	14:05:50.109	14:05:50.109	14:09:51.684	4:01.575	4:01.575		
2	14:26:47.162	14:26:47.162	14:30:08.579	3:21.417	7:22.992		

**9** Everett Stack Dallara F324 TOM'S TGE 33

Team Motopark

Nº	In Day Time	In Time	Out Time	Pit Time	T. Pit Time	Handicap	Diff.
1	14:03:10.741	14:03:10.741	14:06:22.712	3:11.971	3:11.971		
2	14:23:00.466	14:23:00.466	14:24:40.229	1:39.763	4:51.734		

**10** Lorenzo Castillo Dallara F324 TOM'S TGE 33

RT Team Motopark

Nº	In Day Time	In Time	Out Time	Pit Time	T. Pit Time	Handicap	Diff.
1	14:03:09.715	14:03:09.715	14:03:49.392	39.677	39.677		
2	14:09:57.953	14:09:57.953	14:10:28.627	30.674	1:10.351		

**11** Alessandro Famularo Dallara F324 TOM'S TGE 33

BVM Racing

Nº	In Day Time	In Time	Out Time	Pit Time	T. Pit Time	Handicap	Diff.
1	13:54:25.437	13:54:25.437	13:54:49.541	24.104	24.104		
2	13:57:52.818	13:57:52.818	13:58:17.227	24.409	48.513		
3	14:07:52.713	14:07:52.713	14:13:41.480	5:48.767	6:37.280		

**21** Rui-Heng Yeh Dallara F324 TOM'S TGE 33

Team Motopark

Nº	In Day Time	In Time	Out Time	Pit Time	T. Pit Time	Handicap	Diff.
1	14:12:26.555	14:12:26.555	14:13:21.719	55.164	55.164		
2	14:22:34.605	14:22:34.605	14:25:07.975	2:33.370	3:28.534		
3	14:28:08.719	14:28:08.719	14:29:13.935	1:05.216	4:33.750		

**27** Jesse Carrasquedo Dallara F324 TOM'S TGE 33

Team Motopark

Nº	In Day Time	In Time	Out Time	Pit Time	T. Pit Time	Handicap	Diff.
1	14:27:19.251	14:27:19.251	14:29:17.649	1:58.398	1:58.398		

**37** Filippo Fiorentino Dallara F324 TOM'S TGE 33

RT DRIVEX

Nº	In Day Time	In Time	Out Time	Pit Time	T. Pit Time	Handicap	Diff.
1	14:23:55.612	14:23:55.612	14:25:50.035	1:54.423	1:54.423		

**44** Diego de la Torre Dallara F324 TOM'S TGE 33

Team Motopark

Nº	In Day Time	In Time	Out Time	Pit Time	T. Pit Time	Handicap	Diff.
1	14:03:05.414	14:03:05.414	14:18:43.098	15:37.684	15:37.684		

**55** Divy Nandan Dallara F324 TOM'S TGE 33

RT BVM Racing

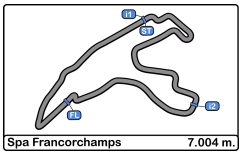
Nº	In Day Time	In Time	Out Time	Pit Time	T. Pit Time	Handicap	Diff.
1	13:54:11.540	13:54:11.540	13:54:36.923	25.383	25.383		
2	13:57:45.487	13:57:45.487	13:58:09.548	24.061	49.444		
3	14:05:22.425	14:05:22.425	14:05:47.098	24.673	1:14.117		

**58** Aaron Ferrazzano Dallara F324 TOM'S TGE 33

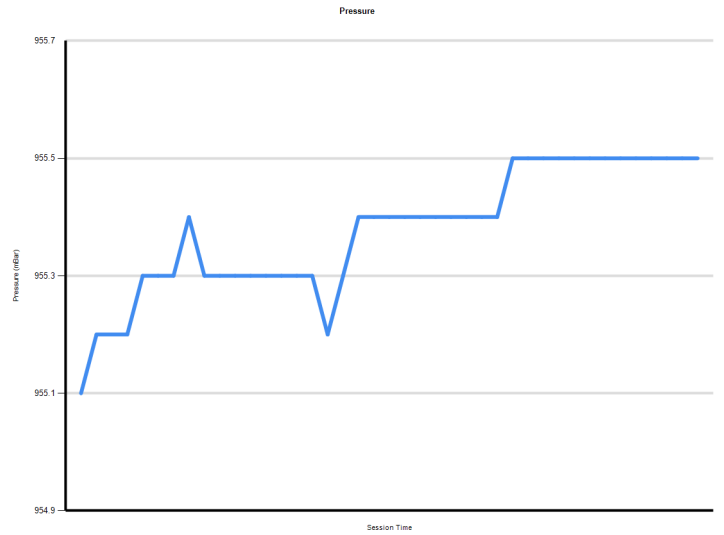
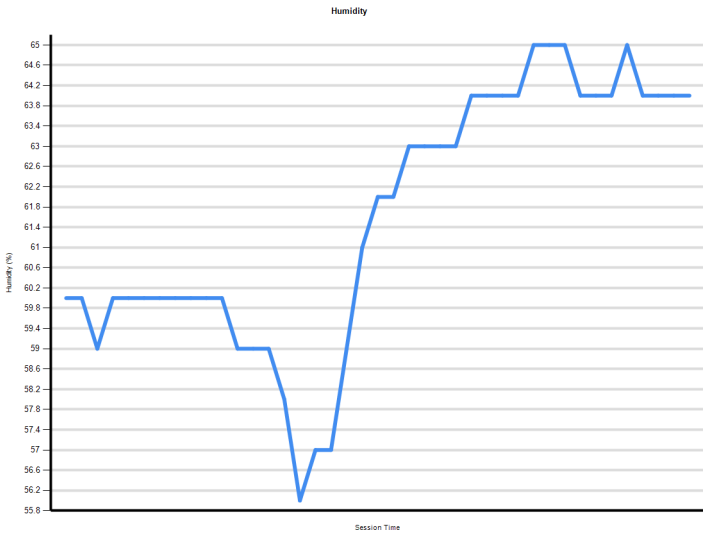
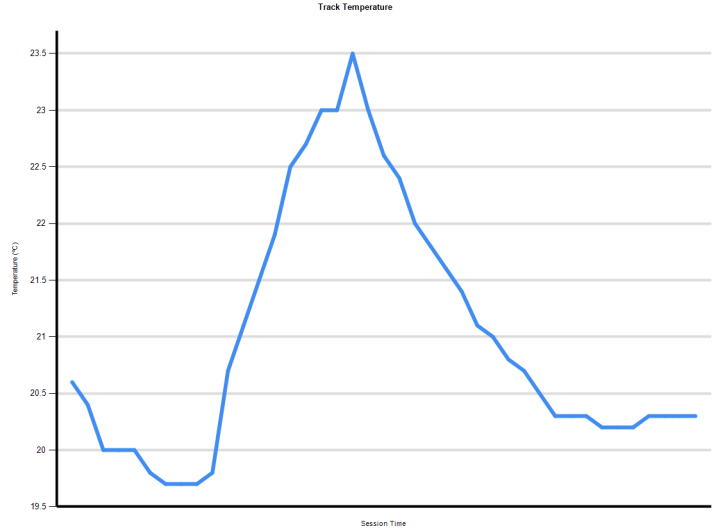
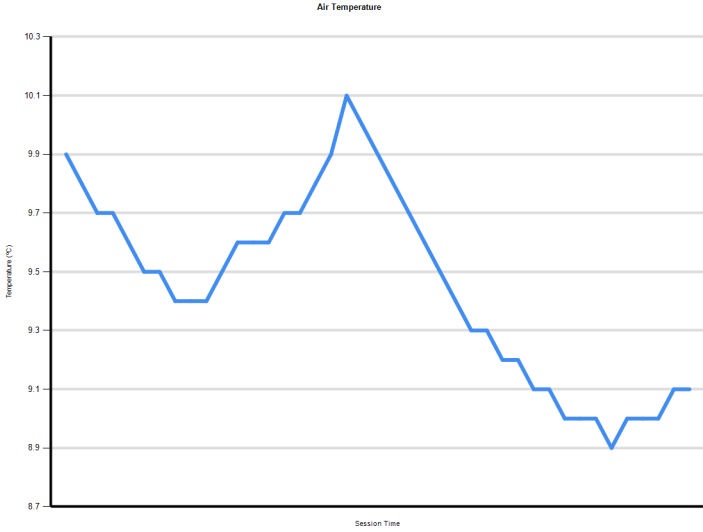
RT Neri Autosport

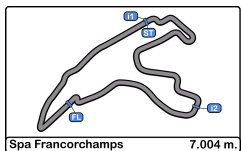
Nº	In Day Time	In Time	Out Time	Pit Time	T. Pit Time	Handicap	Diff.
1	14:11:14.743	14:11:14.743	14:14:10.354	2:55.611	2:55.611		





**Spa Francorchamps**  
**Euroformula Open**  
**Free Practice - 2**  
**Weather Report**





**Spa Francorchamps**  
**Euroformula Open**  
**Free Practice - 1 - 2**  
**Combined Results**



Cls	N°	Driver	Nat	Cat	Clas	Team	Nat	Vehicle	Laps	FP1	FP2	Best	Gap	Interval	Km/h		
1	37	Filippo Fiorentino	BRA	RT	1	DRIVEX	ESP	Dallara F324 TOM'S TGE 33	29	2:27.067	12	<b>2:10.819</b>	10	<b>2:10.819</b>		192.7	
2	48	Genaro Trappa	ARG	RT	2	DRIVEX	ESP	Dallara F324 TOM'S TGE 33	29	2:27.835	13	<b>2:10.918</b>	16	<b>2:10.918</b>	0.099	0.099	192.5
3	3	Javier Herrera	MEX	RT	3	BVM Racing	ITA	Dallara F324 TOM'S TGE 33	27	2:27.927	13	<b>2:10.947</b>	11	<b>2:10.947</b>	0.128	0.029	192.5
4	8	Alceu Feldmann	BRA	RT	4	BVM Racing	ITA	Dallara F324 TOM'S TGE 33	16	2:26.931	3	<b>2:11.432</b>	11	<b>2:11.432</b>	0.613	0.485	191.8
5	27	Jesse Carrasquedo	MEX			Team Motopark	DEU	Dallara F324 TOM'S TGE 33	24	2:27.862	7	<b>2:11.515</b>	13	<b>2:11.515</b>	0.696	0.083	191.7
6	44	Diego de la Torre	MEX			Team Motopark	DEU	Dallara F324 TOM'S TGE 33	20	2:25.130	10	<b>2:12.242</b>	9	<b>2:12.242</b>	1.423	0.727	190.6
7	50	Jan Koller	CZE	RT	5	Team Motopark	DEU	Dallara F324 TOM'S TGE 33	24	2:26.854	10	<b>2:12.328</b>	13	<b>2:12.328</b>	1.509	0.086	190.5
8	55	Divy Nandan	IND			BVM Racing	ITA	Dallara F324 TOM'S TGE 33	12	2:27.447	3	<b>2:12.462</b>	8	<b>2:12.462</b>	1.643	0.134	190.3
9	9	Everett Stack	USA			Team Motopark	DEU	Dallara F324 TOM'S TGE 33	20	2:26.668	5	<b>2:12.507</b>	12	<b>2:12.507</b>	1.688	0.045	190.2
10	10	Lorenzo Castillo	MEX	RT	6	Team Motopark	DEU	Dallara F324 TOM'S TGE 33	25	2:29.696	8	<b>2:12.807</b>	11	<b>2:12.807</b>	1.988	0.300	189.8
11	11	Alessandro Famularo	VEN			BVM Racing	ITA	Dallara F324 TOM'S TGE 33	23	2:26.695	8	<b>2:12.867</b>	11	<b>2:12.867</b>	2.048	0.060	189.7
12	7	Wiktor Dobrzański	POL	RT	7	Team Motopark	DEU	Dallara F324 TOM'S TGE 33	25	2:28.265	7	<b>2:12.929</b>	13	<b>2:12.929</b>	2.110	0.062	189.6
13	21	Rui-Heng Yeh	TPE			Team Motopark	DEU	Dallara F324 TOM'S TGE 33	25	2:26.357	11	<b>2:13.177</b>	6	<b>2:13.177</b>	2.358	0.248	189.3
14	58	Aaron Ferrazzano	BEL	RT	8	Neri Autosport	BEL	Dallara F324 TOM'S TGE 33	24	2:32.809	9	<b>2:13.826</b>	13	<b>2:13.826</b>	3.007	0.649	188.4

Published at:.....

**Race Director:**

Daniele Galbiati

ACI DGAa 46766

**Timekeeper:**

  
 Luis Garcia

JCR-2654-ESP/M



CIRCUIT DE SPA  
FRANCORCHAMPS

