

Autodromo Int. do Algarve  
Euroformula Open  
Free Practice - 2  
Provisional Results



Clas	Nº	Driver	Nat	Cat	Clas	Team	Nat	Vehicle	Laps	Best	Time	Gap	Interval	Km/h
1	27	Jesse Carrasquedo	MEX			Team Motopark	DEU	Dallara F324 TOM'S TGE 33	14	6	1:36.576			173.4
2	11	Alessandro Famularo	VEN			BVM Racing	ITA	Dallara F324 TOM'S TGE 33	12	9	1:36.620	0.044	0.044	173.3
3	21	Rui-Heng Yeh	TPE			Team Motopark	DEU	Dallara F324 TOM'S TGE 33	20	6	1:36.646	0.070	0.026	173.3
4	44	Diego de la Torre	MEX			Team Motopark	DEU	Dallara F324 TOM'S TGE 33	20	6	1:36.681	0.105	0.035	173.2
5	50	Jan Koller	CZE	RT	1	Team Motopark	DEU	Dallara F324 TOM'S TGE 33	19	7	1:36.876	0.300	0.195	172.9
6	9	Everett Stack	USA			Team Motopark	DEU	Dallara F324 TOM'S TGE 33	17	13	1:37.007	0.431	0.131	172.6
7	7	Wiktor Dobrzański	POL	RT	2	Team Motopark	DEU	Dallara F324 TOM'S TGE 33	16	12	1:37.020	0.444	0.013	172.6
8	3	Javier Herrera	MEX	RT	3	BVM Racing	ITA	Dallara F324 TOM'S TGE 33	19	17	1:37.046	0.470	0.026	172.6
9	10	Lorenzo Castillo	MEX	RT	4	Team Motopark	DEU	Dallara F324 TOM'S TGE 33	15	11	1:37.100	0.524	0.054	172.5
10	55	Divy Nandan	IND			BVM Racing	ITA	Dallara F324 TOM'S TGE 33	18	7	1:37.227	0.651	0.127	172.2
11	58	Aaron Ferrazzano	BEL	RT	5	Aaron Ferrazzano by Neri Autosport	BEL	Dallara F324 TOM'S TGE 33	14	7	1:37.306	0.730	0.079	172.1

Published at:.....


Track Temp: 36.2 °C Air Temp: 27.4 °C Humidity: 33 % Track Status: DRY

Race Director:

Alessandro Ferrari

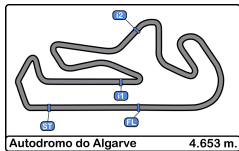
ACI DGA 392080

Timekeeper:

  
Luis Garcia

JOB-2654-ESP/M





Autodromo Int. do Algarve  
Euroformula Open  
Free Practice - 2  
Track Limit



The Stewards, having received a report from Race Director, have considered the following matter and determine the following:

**Session** Free Practice - 2  
**Fact** The cars below did not use the track at the turns listed below

**Infringement** Breach of Appendix L Chapter IV Article 2 c) of the FIA International Sporting Code and Article 19.4/19.5 of the Sporting Regulations.

**Decision** Deletion of the lap times shown in accordance with Article 12.4.1.e of the FIA International Sporting Code.

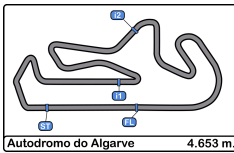
**Note**

- Certain decisions of the Stewards are subject to appeal (Article 15 of the FIA International Sporting Code).
- These penalties are not subject to appeal Article.12.3.4 of the FIA International Sporting Code and Article 16.5 of the Sporting Regulations.
- According to Article.12.3.3.b of the FIA International Sporting Code these decisions become immediately binding even in case of an appeal.

Ord	Turn	Nº Driver	Entrant/Team	Time of Day	Lap Time
1	5	10 Lorenzo Castillo	Team Motopark	13:28:33.252	2:25.952
2	1	27 Jesse Carrasquedo	Team Motopark	13:31:21.162	1:37.648
3	5	10 Lorenzo Castillo	Team Motopark	13:31:47.741	1:37.245
4	5	10 Lorenzo Castillo	Team Motopark	13:33:26.067	1:38.326
5	5	11 Alessandro Famularo	BVM Racing	13:33:34.690	1:37.002
6	1	44 Diego de la Torre	Team Motopark	13:35:05.458	2:24.990
7	1	50 Jan Koller	Team Motopark	13:35:25.018	1:37.820
8	1	27 Jesse Carrasquedo	Team Motopark	13:36:11.440	1:36.935
9	5	9 Everett Stack	Team Motopark	13:36:44.326	1:37.668
10	1	10 Lorenzo Castillo	Team Motopark	13:36:46.413	1:43.182
11	5	58 Aaron Ferrazzano	Aaron Ferrazzano by Neri Autosport	13:36:49.767	1:43.607
12	1	9 Everett Stack	Team Motopark	13:38:21.968	1:37.642
13	5	10 Lorenzo Castillo	Team Motopark	13:38:23.527	1:37.114
14	1	50 Jan Koller	Team Motopark	13:38:43.169	1:37.932
15	1	55 Divy Nandan	BVM Racing	13:40:36.318	1:38.232
16	1	3 Javier Herrera	BVM Racing	13:41:14.496	1:37.003
17	5	10 Lorenzo Castillo	Team Motopark	13:41:38.566	1:37.514
18	1	3 Javier Herrera	BVM Racing	13:42:51.333	1:36.837
19	4	55 Divy Nandan	BVM Racing	13:43:51.567	1:38.022
20	1	9 Everett Stack	Team Motopark	13:45:02.319	1:47.730
21	5	3 Javier Herrera	BVM Racing	13:46:06.871	1:38.439
22	1	44 Diego de la Torre	Team Motopark	13:46:30.076	1:37.275
23	5	10 Lorenzo Castillo	Team Motopark	13:48:08.608	1:37.665
24	1	44 Diego de la Torre	Team Motopark	13:48:09.806	1:39.730
25	5	7 Wiktor Dobrzański	Team Motopark	13:49:10.878	1:39.081
26	1	3 Javier Herrera	BVM Racing	13:49:20.941	1:36.982
27	1	7 Wiktor Dobrzański	Team Motopark	13:50:47.953	1:37.075
28	1	3 Javier Herrera	BVM Racing	13:50:58.476	1:37.535
29	1	3 Javier Herrera	BVM Racing	13:52:35.664	1:37.188
30	5	55 Divy Nandan	BVM Racing	13:53:37.250	1:37.295
31	1	9 Everett Stack	Team Motopark	13:54:43.053	9:40.734
32	1	50 Jan Koller	Team Motopark	13:55:04.224	1:37.721
33	1	55 Divy Nandan	BVM Racing	13:55:15.723	1:38.473
34	1	55 Divy Nandan	BVM Racing	13:56:53.361	1:37.638
35	1	44 Diego de la Torre	Team Motopark	13:57:53.818	1:37.700
36	1	21 Rui-Heng Yeh	Team Motopark	13:57:54.828	1:37.978
37	1	50 Jan Koller	Team Motopark	13:58:19.096	1:37.703
38	1	55 Divy Nandan	BVM Racing	13:58:32.286	1:38.925
39	5	55 Divy Nandan	BVM Racing	14:00:16.910	1:44.624

The Stewards:





Autodromo Int. do Algarve  
Euroformula Open  
Free Practice - 2



Provisional Results by Category

Clas	Nº	Driver	Nat	Cat	Clas	Team	Nat	Vehicle	Laps	Best	Time	Gap	Interval	Km/h
1	27	Jesse Carrasquedo	MEX			Team Motopark	DEU	Dallara F324 TOM'S TGE 33	14	6	1:36.576			173.4
2	11	Alessandro Famularo	VEN			BVM Racing	ITA	Dallara F324 TOM'S TGE 33	12	9	1:36.620	0.044	0.044	173.3
3	21	Rui-Heng Yeh	TPE			Team Motopark	DEU	Dallara F324 TOM'S TGE 33	20	6	1:36.646	0.070	0.026	173.3
4	44	Diego de la Torre	MEX			Team Motopark	DEU	Dallara F324 TOM'S TGE 33	20	6	1:36.681	0.105	0.035	173.2
5	9	Everett Stack	USA			Team Motopark	DEU	Dallara F324 TOM'S TGE 33	17	13	1:37.007	0.431	0.326	172.6
6	55	Divy Nandan	IND			BVM Racing	ITA	Dallara F324 TOM'S TGE 33	18	7	1:37.227	0.651	0.220	172.2

RT

Clas	Nº	Driver	Nat	Cat	Clas	Team	Nat	Vehicle	Laps	Best	Time	Gap	Interval	Km/h
1	50	Jan Koller	CZE	RT	1	Team Motopark	DEU	Dallara F324 TOM'S TGE 33	19	7	1:36.876			172.9
2	7	Wiktor Dobrzański	POL	RT	2	Team Motopark	DEU	Dallara F324 TOM'S TGE 33	16	12	1:37.020	0.144	0.144	172.6
3	3	Javier Herrera	MEX	RT	3	BVM Racing	ITA	Dallara F324 TOM'S TGE 33	19	17	1:37.046	0.170	0.026	172.6
4	10	Lorenzo Castillo	MEX	RT	4	Team Motopark	DEU	Dallara F324 TOM'S TGE 33	15	11	1:37.100	0.224	0.054	172.5
5	58	Aaron Ferrazzano	BEL	RT	5	Aaron Ferrazzano by Neri Autosport	BEL	Dallara F324 TOM'S TGE 33	14	7	1:37.306	0.430	0.206	172.1

Published at:.....

Track Temp: 36.2 °C Air Temp: 27.4 °C Humidity: 33 % Track Status: DRY

Race Director:

Alessandro Ferrari

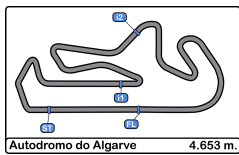
ACI DGA 392080

Timekeeper:

Luis Garcia

JOB-2654-ESP/M





Autodromo Int. do Algarve  
Euroformula Open  
Free Practice - 2  
Lap Analysis



3

Javier Herrera

Dallara F324 TOM'S TGE 33

9

Everett Stack

Dallara F324 TOM'S TGE 33

BVM Racing							Team Motopark								
Lap	D	Time	Sector 1	Sector 2	Sector 3	T. Spd	Elapsed	Lap	D	Time	Sector 1	Sector 2	Sector 3	T. Spd	Elapsed
1		13:26:36.822 P	13:25:14.504	36.124	46.194		13:26:36.822	1		13:26:13.879 P	13:24:55.614	33.882	44.383		13:26:13.879
2		3:08.560 P	1:49.766	33.720	45.074		13:29:45.382	2		3:17.516 P	2:02.414	31.799	43.303		13:29:31.395
3		2:46.818	1:35.201	33.639	37.978		13:32:32.200	3		2:20.738	1:14.259	30.932	35.547		13:31:52.133
4		1:46.369	33.351	33.911	39.107	243.2	13:34:18.569	4		1:37.196	30.942	30.817	35.437	251.1	13:33:29.329
5		1:45.943	33.715	33.596	38.632	244.8	13:36:04.512	5		1:37.329	31.042	30.727	35.560	252.3	13:35:06.658
6		1:47.118	33.259	34.142	39.717	244.3	13:37:51.630	6		<del>1:37.668</del>	31.149	30.818	35.701	252.9	13:36:44.326
7		1:45.863	32.428	35.149	38.286	246.5	13:39:37.493	7		<del>1:37.642</del>	31.284	30.782	35.576	250.0	13:38:21.968
8		<del>1:37.003</del>	30.871	30.925	35.207	247.1	13:41:14.496	8		1:37.834	30.977	31.120	35.737	250.5	13:39:59.802
9		<del>1:36.837</del>	30.816	30.757	35.264	248.8	13:42:51.333	9		1:37.370	30.998	30.821	35.551	250.0	13:41:37.172
10		1:37.099	31.033	30.789	35.277	248.8	13:44:28.432	10		1:37.417	31.015	30.805	35.597	250.0	13:43:14.589
11		<del>1:38.439</del>	32.272	30.941	35.226	249.4	13:46:06.871	11		<del>1:47.730 P</del>	33.874	31.138	42.718	251.1	13:45:02.319
12		1:37.088	30.934	30.878	35.276	249.4	13:47:43.959	12		<del>1:40.734</del>	8:33.509	31.282	35.943		13:54:43.053
13		<del>1:36.982</del>	31.017	30.861	35.104	248.2	13:49:20.941	13		1:37.007	30.934	30.584	35.489	248.2	13:56:20.060
14		<del>1:37.535</del>	30.982	31.342	35.211	248.2	13:50:58.476	14		1:37.132	30.982	30.713	35.437	248.8	13:57:57.192
15		<del>1:37.488</del>	31.067	30.945	35.176	249.4	13:52:35.664	15		1:37.433	31.057	30.739	35.637	248.8	13:59:34.625
16		1:37.084	31.103	30.781	35.200	248.2	13:54:12.748	16		1:37.183	30.942	30.661	35.580	248.2	14:01:11.808
17		1:37.046	31.009	30.820	35.217	248.8	13:55:49.794	17		1:47.763 P	31.108	30.917	45.738	250.0	14:02:59.571
18		1:45.309 P	31.166	31.304	42.839	248.2	13:57:35.103								
19		3:34.141 P	2:17.219	32.897	44.025		14:01:09.244								

7

Wiktor Dobrzański

Dallara F324 TOM'S TGE 33

10

Lorenzo Castillo

Dallara F324 TOM'S TGE 33

Team Motopark							Team Motopark								
Lap	D	Time	Sector 1	Sector 2	Sector 3	T. Spd	Elapsed	Lap	D	Time	Sector 1	Sector 2	Sector 3	T. Spd	Elapsed
1		13:25:22.974 P	13:24:01.723	36.522	44.729		13:25:22.974	1		13:26:07.300 P	13:24:46.018	33.735	47.547		13:26:07.300
2		4:49.378 P	3:34.227	32.684	42.467		13:30:12.352	2		<del>2:25.952</del>	1:18.978	31.453	35.521		13:28:33.252
3		2:24.499	1:18.038	31.099	35.362		13:32:36.851	3		1:37.244	31.300	30.727	35.217	247.7	13:30:10.496
4		1:38.518	32.180	31.049	35.289	250.5	13:34:15.369	4		<del>1:37.245</del>	30.950	30.905	35.390	249.4	13:31:47.741
5		1:37.576	31.023	31.094	35.459	250.0	13:35:52.945	5		<del>1:38.326</del>	32.300	30.846	35.180	249.4	13:33:26.067
6		1:37.377	30.850	30.824	35.703	250.0	13:37:30.322	6		1:37.164	31.011	30.786	35.367	250.0	13:35:03.231
7		1:44.219 P	30.888	30.909	42.422	250.5	13:39:14.541	7		<del>1:43.182</del>	36.487	31.237	35.458	248.8	13:36:46.413
8		6:40.036	5:32.437	32.148	35.451		13:45:54.577	8		<del>1:37.444</del>	31.097	30.667	35.350	250.5	13:38:23.527
9		1:37.220	31.162	30.888	35.170	250.0	13:47:31.797	9		1:37.525	30.985	30.915	35.625	251.1	13:40:01.052
10		<del>1:39.984</del>	30.857	32.795	35.429	250.5	13:49:10.878	10		<del>1:37.544</del>	31.217	30.939	35.358	251.7	13:41:38.566
11		<del>1:37.975</del>	30.987	30.736	35.352	250.0	13:50:47.953	11		1:37.100	30.988	30.844	35.268	251.7	13:43:15.666
12		1:37.020	30.915	30.837	35.268	250.5	13:52:24.973	12		1:37.922	31.087	31.285	35.550	252.9	13:44:53.588
13		1:37.367	30.885	30.962	35.520	250.0	13:54:02.340	13		1:37.355	31.057	30.981	35.317	252.3	13:46:30.943
14		1:37.625	31.153	31.237	35.235	250.0	13:55:39.965	14		<del>1:37.665</del>	31.042	31.206	35.417	252.3	13:48:08.608
15		1:37.687	30.997	30.809	35.881	250.5	13:57:17.652	15		1:48.335 P	33.187	31.195	43.953	250.0	13:49:56.943
16		1:46.430 P	31.525	31.800	43.105	250.0	13:59:04.082								

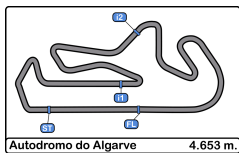
11

Alessandro Famularo

Dallara F324 TOM'S TGE 33

BVM Racing							
Lap	D	Time	Sector 1	Sector 2	Sector 3	T. Spd	Elapsed
1		13:28:28.316	13:27:07.807	37.753	42.756		13:28:28.316
2		1:52.269	34.010	40.801	37.458	228.3	13:30:20.585
3		1:37.103	31.048	30.841	35.214	248.2	13:31:57.688
4		<del>1:37.002</del>	30.890	30.886	35.226	250.0	13:33:34.690
5		1:36.675	30.708	30.769	35.198	250.5	13:35:11.365
6		1:59.707	37.297	41.326	41.084	249.4	13:37:11.072
7		1:48.642 P	32.561	31.471	44.610	247.7	13:38:59.714
8		6:38.123	5:29.069	32.303	36.751		13:45:37.837
9		1:36.620	30.845	30.586	35.189	247.7	13:47:14.457
10		1:48.090 P	30.820	30.696	46.574	250.0	13:49:02.547
11		2:27.936 P	1:09.365	32.223	46.348		13:51:30.483
12		2:39.055 P	1:15.178	33.560	50.317		13:54:09.538





Autodromo Int. do Algarve  
Euroformula Open  
Free Practice - 2  
Lap Analysis



21

Rui-Heng Yeh

Dallara F324 TOM'S TGE 33 44

Diego de la Torre

Dallara F324 TOM'S TGE 33

Team Motopark

Team Motopark

Lap	D	Time	Sector 1	Sector 2	Sector 3	T. Spd	Elapsed	Lap	D	Time	Sector 1	Sector 2	Sector 3	T. Spd	Elapsed
1		13:26:01.358 P	13:24:41.941	33.847	45.570		13:26:01.358	1		13:27:41.194 P	13:26:19.260	35.269	46.665		13:27:41.194
2		6:32.677 P	5:15.189	33.153	44.335		13:32:34.035	2		4:59.274 P	3:41.638	33.453	44.183		13:32:40.468
3		2:31.060	1:18.196	37.304	35.560		13:35:05.095	3		<del>2:24.999</del>	1:18.746	30.901	35.343		13:35:05.458
4		1:36.855	30.909	30.702	35.244	247.1	13:36:41.950	4		1:37.091	30.938	30.861	35.292	252.3	13:36:42.549
5		1:36.799	30.917	30.664	35.218	247.1	13:38:18.749	5		1:36.785	30.816	30.750	35.219	251.1	13:38:19.334
6		<b>1:36.646</b>	<b>30.771</b>	30.698	<b>35.177</b>	248.2	13:39:55.395	6		<b>1:36.681</b>	<b>30.702</b>	<b>30.725</b>	35.254	251.1	13:39:56.015
7		1:36.924	30.902	30.587	35.435	248.8	13:41:32.319	7		1:37.050	30.758	30.782	35.510	251.1	13:41:33.065
8		1:36.932	30.830	30.742	35.360	248.8	13:43:09.251	8		1:36.880	30.836	30.845	35.199	251.1	13:43:09.945
9		1:38.105	31.070	31.495	35.540	250.0	13:44:47.356	9		1:42.856	36.031	31.414	35.411	251.7	13:44:52.801
10		1:37.060	31.042	30.732	35.286	248.8	13:46:24.416	10		<del>1:37.275</del>	30.815	30.897	35.563	249.4	13:46:30.076
11		1:45.682	38.138	31.956	35.588	247.7	13:48:10.098	11		<del>1:39.730</del>	30.933	33.155	35.642	250.0	13:48:09.806
12		1:37.272	31.026	30.855	35.391	252.3	13:49:47.370	12		1:37.263	30.988	30.812	35.463	250.0	13:49:47.069
13		1:37.374	31.128	30.779	35.467	251.7	13:51:24.744	13		1:37.144	30.886	30.831	35.427	248.2	13:51:24.213
14		1:37.206	30.992	30.731	35.483	251.7	13:53:01.950	14		1:37.167	30.866	30.943	35.358	250.5	13:53:01.380
15		1:37.869	31.342	30.992	35.535	251.1	13:54:39.819	15		1:37.904	31.536	30.889	35.479	248.8	13:54:39.284
16		1:37.031	31.024	30.743	35.264	251.7	13:56:16.850	16		1:36.834	30.850	30.837	<b>35.147</b>	249.4	13:56:16.118
17		<del>1:37.978</del>	32.180	<b>30.518</b>	35.280	250.0	13:57:54.828	17		<del>1:37.709</del>	31.177	31.085	35.438	248.2	13:57:53.818
18		1:37.057	31.005	30.697	35.355	250.0	13:59:31.885	18		1:37.378	31.068	30.855	35.455	248.8	13:59:31.196
19		1:37.175	31.035	30.863	35.277	250.0	14:01:09.060	19		1:37.670	31.300	30.947	35.423	247.1	14:01:08.866
20		1:46.227 P	31.196	30.598	44.433	251.1	14:02:55.287	20		1:48.464 P	32.673	31.445	44.346	245.4	14:02:57.330

27

Jesse Carrasquedo

Dallara F324 TOM'S TGE 33 50

Jan Koller

Dallara F324 TOM'S TGE 33

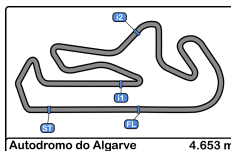
Team Motopark

RT

Team Motopark

Lap	D	Time	Sector 1	Sector 2	Sector 3	T. Spd	Elapsed	Lap	D	Time	Sector 1	Sector 2	Sector 3	T. Spd	Elapsed
1		13:23:17.671 P	13:21:53.950	37.089	46.632		13:23:17.671	1		13:30:46.858 P	13:29:28.822	34.007	44.029		13:30:46.858
2		3:33.318 P	2:08.970	33.960	50.388		13:26:50.989	2		3:00.340	1:53.055	31.494	35.791		13:33:47.198
3		2:52.525	1:44.563	32.048	35.914		13:29:43.514	3		<del>1:37.829</del>	31.627	30.868	35.325	247.1	13:35:25.018
4		<del>1:37.648</del>	31.313	30.910	35.425	248.8	13:31:21.162	4		1:40.219	31.190	32.900	36.129	247.1	13:37:05.237
5		1:36.767	30.758	30.679	35.330	250.0	13:32:57.929	5		<del>1:37.932</del>	31.588	30.958	35.386	247.7	13:38:43.169
6		<b>1:36.576</b>	<b>30.740</b>	30.654	<b>35.182</b>	250.5	13:34:34.505	6		1:37.097	31.103	30.699	<b>35.295</b>	248.2	13:40:20.266
7		<del>1:36.935</del>	30.829	30.676	35.430	248.8	13:36:11.440	7		<b>1:36.876</b>	31.053	<b>30.478</b>	35.345	248.8	13:41:57.142
8		1:37.169	31.036	30.715	35.418	249.4	13:37:48.609	8		1:36.943	31.015	30.547	35.381	248.8	13:43:34.085
9		1:36.914	30.908	30.801	35.205	250.0	13:39:25.523	9		1:37.368	31.111	30.832	35.425	249.4	13:45:11.453
10		1:36.780	30.880	30.668	35.232	250.0	13:41:02.303	10		1:37.656	31.302	30.872	35.482	247.7	13:46:49.109
11		1:36.815	30.883	<b>30.617</b>	35.315	250.0	13:42:39.118	11		1:37.188	31.026	30.787	35.375	248.8	13:48:26.297
12		1:36.907	31.024	30.670	35.213	250.0	13:44:16.025	12		1:45.485	38.744	31.154	35.587	248.8	13:50:11.782
13		1:37.006	30.887	30.768	35.351	250.5	13:45:53.031	13		1:37.297	31.150	30.771	35.376	248.2	13:51:49.079
14		2:02.121 P	37.279	34.865	49.977	249.4	13:47:55.152	14		1:37.424	31.217	30.645	35.562	248.8	13:53:26.503
								15		<del>1:37.724</del>	31.244	30.827	35.650	248.2	13:55:04.224
								16		1:37.169	<b>30.998</b>	30.730	35.441	248.8	13:56:41.393
								17		<del>1:37.703</del>	31.557	30.682	35.464	248.2	13:58:19.096
								18		1:37.540	31.104	30.722	35.714	247.1	13:59:56.636
								19		1:54.721 P	34.129	33.264	47.328	247.1	14:01:51.357





Autodromo Int. do Algarve  
Euroformula Open  
Free Practice - 2  
Lap Analysis



55

Divy Nandan

Dallara F324 TOM'S TGE 33

BVM Racing

Lap	D	Time	Sector 1	Sector 2	Sector 3	T. Spd	Elapsed
1		13:29:06.930 P	13:27:45.273	33.949	47.708		13:29:06.930
2		3:13.799 P	2:00.745	31.489	41.565		13:32:20.729
3		3:22.298	2:16.133	30.847	35.318		13:35:43.027
4		1:37.671	31.213	30.784	35.674	248.2	13:37:20.698
5		1:37.388	31.142	31.002	35.244	249.4	13:38:58.086
6		<del>4:39.232</del>	31.901	31.119	<b>35.212</b>	249.4	13:40:36.318
7		<b>1:37.227</b>	<b>31.058</b>	30.802	35.367	250.5	13:42:13.545
8		<del>4:39.022</del>	31.330	31.166	35.526	250.0	13:43:51.567
9		1:37.649	31.296	31.081	35.272	250.0	13:45:29.216
10		1:38.340	31.250	31.422	35.668	249.4	13:47:07.556
11		1:37.641	31.143	31.055	35.443	250.0	13:48:45.197
12		1:37.374	31.155	30.783	35.436	248.8	13:50:22.571
13		1:37.384	31.125	31.020	35.239	249.4	13:51:59.955
14		<del>4:37.205</del>	31.186	<b>30.736</b>	35.373	250.0	13:53:37.250
15		<del>4:38.473</del>	31.218	31.662	35.593	249.4	13:55:15.723
16		<del>4:37.638</del>	31.303	31.083	35.252	250.0	13:56:53.361
17		<del>4:39.925</del>	31.583	31.366	35.976	248.8	13:58:32.286
18		<del>4:44.624</del> P	31.308	31.711	41.605	248.2	14:00:16.910

58

Aaron Ferrazzano

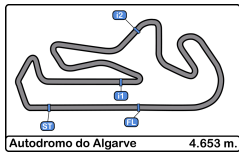
Dallara F324 TOM'S TGE 33

RT

Aaron Ferrazzano by Neri

Lap	D	Time	Sector 1	Sector 2	Sector 3	T. Spd	Elapsed
1		13:22:45.616 P	13:21:22.929	35.210	47.477		13:22:45.616
2		2:32.853 P	1:18.031	32.389	42.433		13:25:18.469
3		2:28.075 P	1:12.038	32.008	44.029		13:27:46.544
4		2:27.152	1:18.542	32.555	36.055		13:30:13.696
5		1:37.822	31.269	31.079	35.474	245.4	13:31:51.518
6		1:37.336	31.178	30.754	<b>35.404</b>	247.1	13:33:28.854
7		<b>1:37.306</b>	<b>31.012</b>	30.738	35.556	247.1	13:35:06.160
8		<del>4:43.607</del>	31.207	34.024	38.376	248.2	13:36:49.767
9		1:37.361	31.198	<b>30.710</b>	35.453	246.5	13:38:27.128
10		1:56.237 P	33.625	36.185	46.427	246.5	13:40:23.365
11		8:31.341	7:22.445	32.712	36.184		13:48:54.706
12		1:38.493	31.943	30.998	35.552	246.5	13:50:33.199
13		1:38.046	31.198	31.216	35.632	247.1	13:52:11.245
14		1:45.459 P	31.849	31.557	42.053	247.7	13:53:56.704



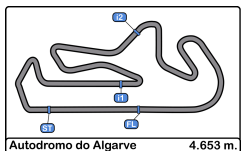


Autodromo Int. do Algarve  
Euroformula Open  
Free Practice - 2  
Best Sectors Results



Sector - 1			Sector - 2			Sector - 3			Ideal Lap vs Best Lap						
Clas	Nº	Driver	Time	Nº	Driver	Time	Nº	Driver	Time	Clas	Nº	Driver	Ideal Lap	Best Lap	Clas
1	44	Diego de la Torre	30.702	50	Jan Koller	30.478	3	Javier Herrera	35.104	1	21	Rui-Heng Yeh	1:36.466	1:36.646	3
2	11	Alessandro Famularo	30.708	21	Rui-Heng Yeh	30.518	44	Diego de la Torre	35.147	2	11	Alessandro Famularo	1:36.483	1:36.620	2
3	27	Jesse Carrasquedo	30.740	9	Everett Stack	30.584	7	Wiktor Dobrzański	35.170	3	27	Jesse Carrasquedo	1:36.539	1:36.576	1
4	21	Rui-Heng Yeh	30.771	11	Alessandro Famularo	30.586	21	Rui-Heng Yeh	35.177	4	44	Diego de la Torre	1:36.574	1:36.681	4
5	3	Javier Herrera	30.816	27	Jesse Carrasquedo	30.617	10	Lorenzo Castillo	35.180	5	3	Javier Herrera	1:36.677	1:37.046	8
6	7	Wiktor Dobrzański	30.850	10	Lorenzo Castillo	30.667	27	Jesse Carrasquedo	35.182	6	7	Wiktor Dobrzański	1:36.756	1:37.020	7
7	9	Everett Stack	30.934	58	Aaron Ferrazzano	30.710	11	Alessandro Famularo	35.189	7	50	Jan Koller	1:36.771	1:36.876	5
8	10	Lorenzo Castillo	30.950	44	Diego de la Torre	30.725	55	Divy Nandan	35.212	8	10	Lorenzo Castillo	1:36.797	1:37.100	9
9	50	Jan Koller	30.998	7	Wiktor Dobrzański	30.736	50	Jan Koller	35.295	9	9	Everett Stack	1:36.955	1:37.007	6
10	58	Aaron Ferrazzano	31.012	55	Divy Nandan	30.736	58	Aaron Ferrazzano	35.404	10	55	Divy Nandan	1:37.006	1:37.227	10
11	55	Divy Nandan	31.058	3	Javier Herrera	30.757	9	Everett Stack	35.437	11	58	Aaron Ferrazzano	1:37.126	1:37.306	11





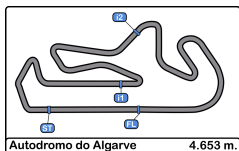
Autodromo Int. do Algarve  
Euroformula Open  
Free Practice - 2  
Best 5 Lap Times



Autodromo do Algarve 4.653 m.

Cls	Nº	Driver	Nat	Cat	Cls	Team	Nat	Vehicle	Best 1		Best 2		Best 3		Best 4		Best 5	
									Time	Lap	Time	Lap	Time	Lap	Time	Lap	Time	Lap
1	27	Jesse Carrasquedo	MEX			Team Motopark	DEU	Dallara F324 TOM'S TGE 33	1:36.576	6	1:36.767	5	1:36.780	10	1:36.815	11	1:36.907	12
2	11	Alessandro	VEN			BVM Racing	ITA	Dallara F324 TOM'S TGE 33	1:36.620	9	1:36.675	5	1:37.103	3	1:48.090	10	1:48.642	7
3	21	Rui-Heng Yeh	TPE			Team Motopark	DEU	Dallara F324 TOM'S TGE 33	1:36.646	6	1:36.799	5	1:36.855	4	1:36.924	7	1:36.932	8
4	44	Diego de la Torre	MEX			Team Motopark	DEU	Dallara F324 TOM'S TGE 33	1:36.681	6	1:36.785	5	1:36.834	16	1:36.880	8	1:37.050	7
5	50	Jan Koller	CZE	RT	1	Team Motopark	DEU	Dallara F324 TOM'S TGE 33	1:36.876	7	1:36.943	8	1:37.097	6	1:37.169	16	1:37.188	11
6	9	Everett Stack	USA			Team Motopark	DEU	Dallara F324 TOM'S TGE 33	1:37.007	13	1:37.132	14	1:37.183	16	1:37.196	4	1:37.329	5
7	7	Wiktor Dobrzański	POL	RT	2	Team Motopark	DEU	Dallara F324 TOM'S TGE 33	1:37.020	12	1:37.220	9	1:37.367	13	1:37.377	6	1:37.576	5
8	3	Javier Herrera	MEX	RT	3	BVM Racing	ITA	Dallara F324 TOM'S TGE 33	1:37.046	17	1:37.084	16	1:37.088	12	1:37.099	10	1:45.309	18
9	10	Lorenzo Castillo	MEX	RT	4	Team Motopark	DEU	Dallara F324 TOM'S TGE 33	1:37.100	11	1:37.164	6	1:37.244	3	1:37.355	13	1:37.525	9
10	55	Divy Nandan	IND			BVM Racing	ITA	Dallara F324 TOM'S TGE 33	1:37.227	7	1:37.374	12	1:37.384	13	1:37.388	5	1:37.641	11
11	58	Aaron Ferrazzano	BEL	RT	5	Aaron Ferrazzano by Neri Autosport	BEL	Dallara F324 TOM'S TGE 33	1:37.306	7	1:37.336	6	1:37.361	9	1:37.822	5	1:38.046	13



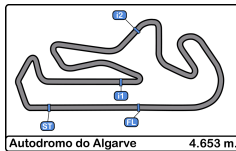


**Autodromo Int. do Algarve**  
**Euroformula Open**  
**Free Practice - 2**  
**Best 5 Top Speeds**



Clas	Nº	Driver	Nat	Cat	Cls	Team	Nat	Vehicle	Top 1		Top 2		Top 3		Top 4		Top 5		Avg
									Km/h	Lap	Km/h	Lap	Km/h	Lap	Km/h	Lap	Km/h	Lap	
1	9	Everett Stack	USA			Team Motopark	DEU	Dallara F324 TOM'S TGE 33	252.9	6	252.3	5	251.1	4	251.1	11	250.5	8	251.6
2	10	Lorenzo Castillo	MEX	RT	1	Team Motopark	DEU	Dallara F324 TOM'S TGE 33	252.9	12	252.3	13	252.3	14	251.7	10	251.7	11	252.2
3	21	Rui-Heng Yeh	TPE			Team Motopark	DEU	Dallara F324 TOM'S TGE 33	252.3	12	251.7	13	251.7	14	251.7	16	251.1	15	251.7
4	44	Diego de la Torre	MEX			Team Motopark	DEU	Dallara F324 TOM'S TGE 33	252.3	4	251.7	9	251.1	5	251.1	6	251.1	7	251.5
5	7	Wiktor Dobrzański	POL	RT	2	Team Motopark	DEU	Dallara F324 TOM'S TGE 33	250.5	4	250.5	7	250.5	10	250.5	12	250.5	15	250.5
6	11	Alessandro Famularo	ITA			BVM Racing	ITA	Dallara F324 TOM'S TGE 33	250.5	5	250.0	4	250.0	10	249.4	6	248.2	3	249.6
7	27	Jesse Carrasquedo	MEX			Team Motopark	DEU	Dallara F324 TOM'S TGE 33	250.5	6	250.5	13	250.0	5	250.0	9	250.0	10	250.2
8	55	Divy Nandan	IND			BVM Racing	ITA	Dallara F324 TOM'S TGE 33	250.5	7	250.0	8	250.0	9	250.0	11	250.0	14	250.1
9	3	Javier Herrera	MEX	RT	3	BVM Racing	ITA	Dallara F324 TOM'S TGE 33	249.4	11	249.4	12	249.4	15	248.8	9	248.8	10	249.1
10	50	Jan Koller	CZE	RT	4	Team Motopark	DEU	Dallara F324 TOM'S TGE 33	249.4	9	248.8	7	248.8	8	248.8	11	248.8	12	248.9
11	58	Aaron Ferrazzano	BEL	RT	5	Aaron Ferrazzano by Neri Autosport	BEL	Dallara F324 TOM'S TGE 33	248.2	8	247.7	14	247.1	6	247.1	7	247.1	13	247.4



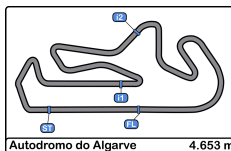


Autodromo Int. do Algarve  
Euroformula Open  
Free Practice - 2  
Fastest Laps Sequence



Lap	Time of Day	Session Time	Nº Driver	Nat	Cat	Team	Nat	Vehicle	Time	Km/h
2	13:25:18.469	5:18.469	58 Aaron Ferrazzano		BEL	RT Aaron Ferrazzano by Neri Autosport		BEL Dallara F324 TOM'S TGE 33	2:32.853	109.5
3	13:27:46.544	7:46.544	58 Aaron Ferrazzano		BEL	RT Aaron Ferrazzano by Neri Autosport		BEL Dallara F324 TOM'S TGE 33	2:28.075	113.1
3	13:30:10.496	10:10.496	10 Lorenzo Castillo		MEX	RT Team Motopark		DEU Dallara F324 TOM'S TGE 33	1:37.244	172.2
3	13:31:57.688	11:57.688	11 Alessandro Famularo		VEN	BVM Racing		ITA Dallara F324 TOM'S TGE 33	1:37.103	172.5
5	13:32:57.929	12:57.929	27 Jesse Carrasquedo		MEX	Team Motopark		DEU Dallara F324 TOM'S TGE 33	1:36.767	173.1
6	13:34:34.505	14:34.505	27 Jesse Carrasquedo		MEX	Team Motopark		DEU Dallara F324 TOM'S TGE 33	1:36.576	173.4





**Autodromo Int. do Algarve**  
**Euroformula Open**  
**Free Practice - 2**  
**Pit Stop Analysis**



**3** Javier Herrera Dallara F324 TOM'S TGE 33

RT BVM Racing

Nº	In Day Time	In Time	Out Time	Pit Time	T. Pit Time	Handicap	Diff.
1	13:26:32.540	13:26:32.540	13:27:03.034	30.494	30.494		
2	13:29:41.045	13:29:41.045	13:30:20.611	39.566	1:10.060		
3	13:57:30.963	13:57:30.963	13:59:02.110	1:31.147	2:41.207		

**7** Wiktor Dobrzański Dallara F324 TOM'S TGE 33

RT Team Motopark

Nº	In Day Time	In Time	Out Time	Pit Time	T. Pit Time	Handicap	Diff.
1	13:25:18.244	13:25:18.244	13:28:23.910	3:05.666	3:05.666		
2	13:30:08.120	13:30:08.120	13:30:39.426	31.306	3:36.972		
3	13:39:09.856	13:39:09.856	13:44:14.777	5:04.921	8:41.893		

**9** Everett Stack Dallara F324 TOM'S TGE 33

Team Motopark

Nº	In Day Time	In Time	Out Time	Pit Time	T. Pit Time	Handicap	Diff.
1	13:26:09.153	13:26:09.153	13:27:43.771	1:34.618	1:34.618		
2	13:29:26.661	13:29:26.661	13:30:01.006	34.345	2:08.963		
3	13:44:57.308	13:44:57.308	13:53:02.595	8:05.287	10:14.250		

**10** Lorenzo Castillo Dallara F324 TOM'S TGE 33

RT Team Motopark

Nº	In Day Time	In Time	Out Time	Pit Time	T. Pit Time	Handicap	Diff.
1	13:26:01.379	13:26:01.379	13:26:47.835	46.456	46.456		

**11** Alessandro Famularo Dallara F324 TOM'S TGE 33

BVM Racing

Nº	In Day Time	In Time	Out Time	Pit Time	T. Pit Time	Handicap	Diff.
1	13:38:55.502	13:38:55.502	13:43:58.345	5:02.843	5:02.843		
2	13:48:57.891	13:48:57.891	13:49:27.842	29.951	5:32.794		
3	13:51:26.267	13:51:26.267	13:51:55.760	29.493	6:02.287		

**21** Rui-Heng Yeh Dallara F324 TOM'S TGE 33

Team Motopark

Nº	In Day Time	In Time	Out Time	Pit Time	T. Pit Time	Handicap	Diff.
1	13:25:56.102	13:25:56.102	13:30:44.153	4:48.051	4:48.051		
2	13:32:28.799	13:32:28.799	13:33:06.169	37.370	5:25.421		

**27** Jesse Carrasquedo Dallara F324 TOM'S TGE 33

Team Motopark

Nº	In Day Time	In Time	Out Time	Pit Time	T. Pit Time	Handicap	Diff.
1	13:23:13.428	13:23:13.428	13:24:52.036	1:38.608	1:38.608		
2	13:26:46.407	13:26:46.407	13:27:18.714	32.307	2:10.915		

**44** Diego de la Torre Dallara F324 TOM'S TGE 33

Team Motopark

Nº	In Day Time	In Time	Out Time	Pit Time	T. Pit Time	Handicap	Diff.
1	13:27:34.759	13:27:34.759	13:30:49.258	3:14.499	3:14.499		
2	13:32:33.893	13:32:33.893	13:33:18.422	44.529	3:59.028		

**50** Jan Koller Dallara F324 TOM'S TGE 33

RT Team Motopark

Nº	In Day Time	In Time	Out Time	Pit Time	T. Pit Time	Handicap	Diff.
1	13:30:42.450	13:30:42.450	13:31:54.817	1:12.367	1:12.367		

**55** Divy Nandan Dallara F324 TOM'S TGE 33


BVM Racing

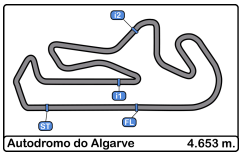
Nº	In Day Time	In Time	Out Time	Pit Time	T. Pit Time	Handicap	Diff.
1	13:29:02.652	13:29:02.652	13:30:09.263	1:06.611	1:06.611		
2	13:32:16.495	13:32:16.495	13:33:50.538	1:34.043	2:40.654		

**58** Aaron Ferrazzano Dallara F324 TOM'S TGE 33


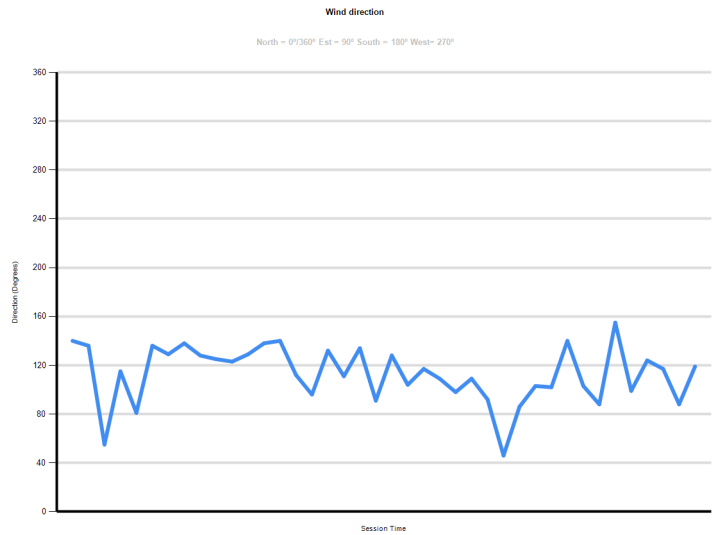
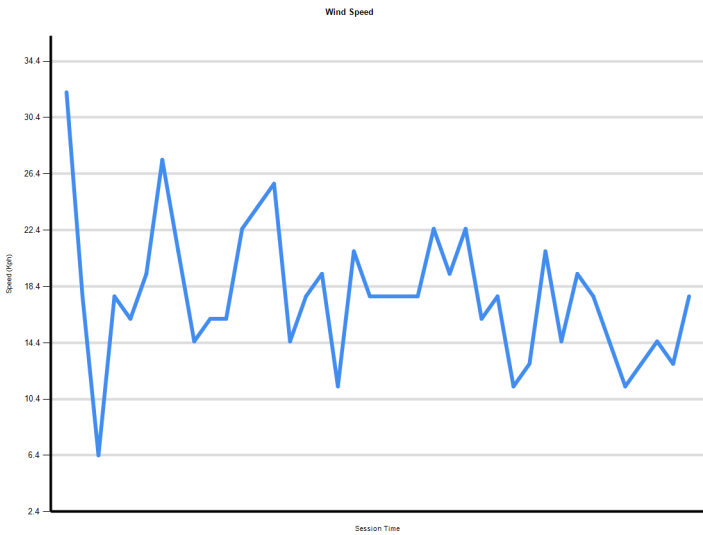
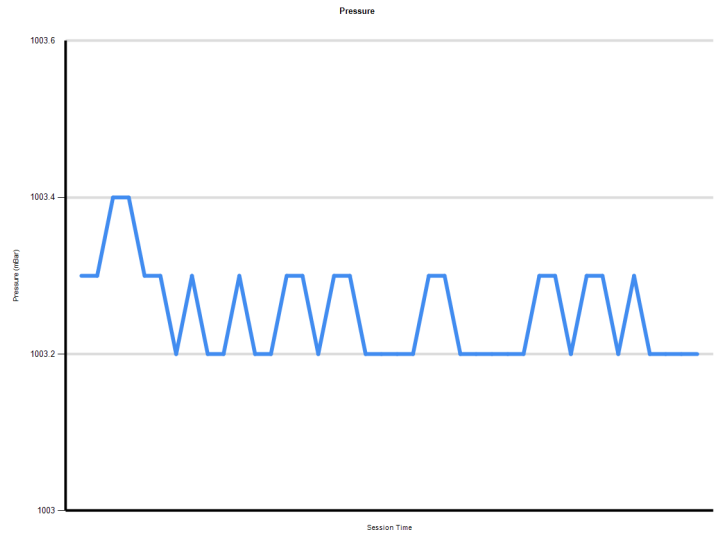
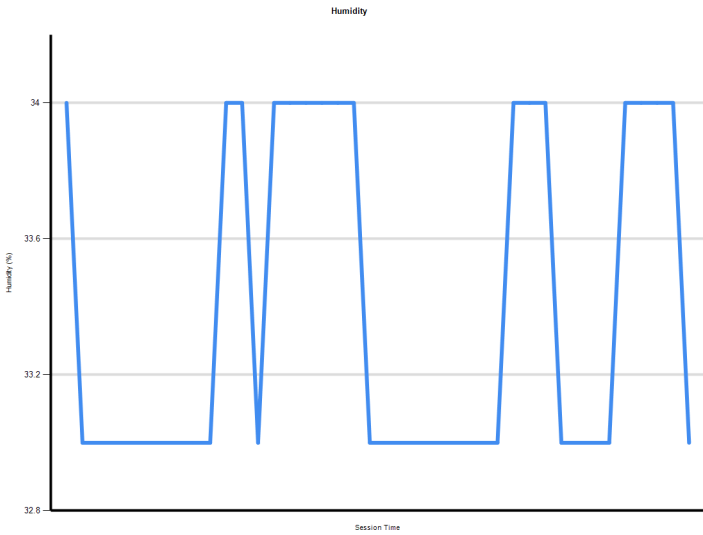
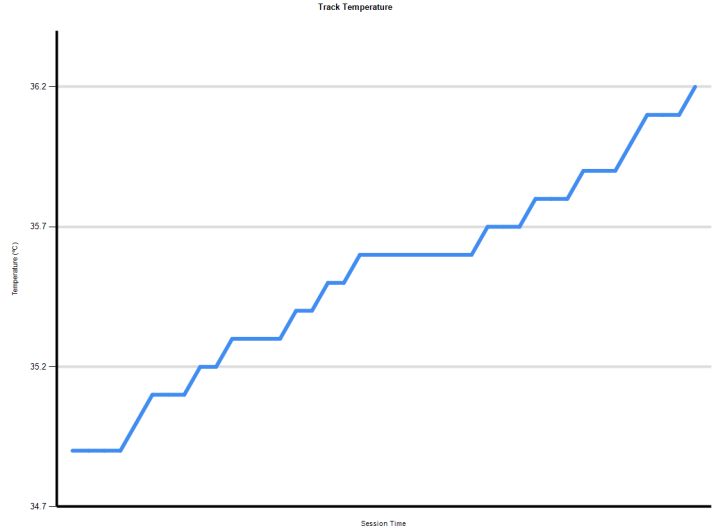
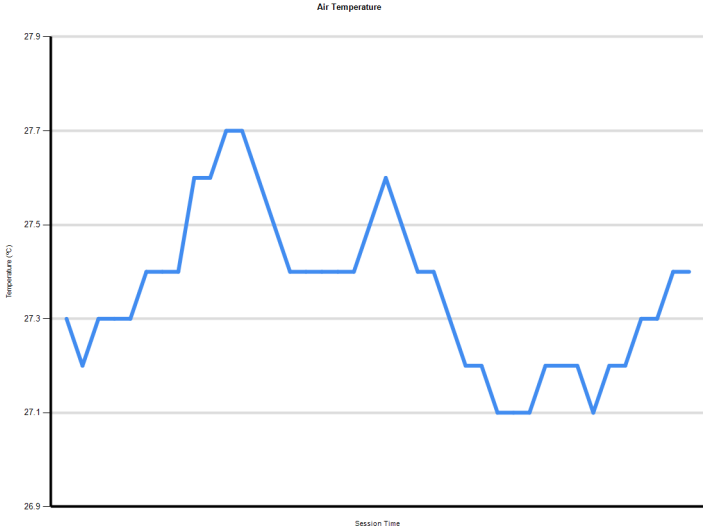
RT Aaron Ferrazzano by Neri Autosport

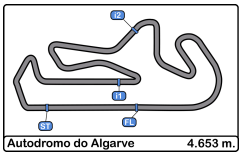
Nº	In Day Time	In Time	Out Time	Pit Time	T. Pit Time	Handicap	Diff.
1	13:22:41.426	13:22:41.426	13:23:14.799	33.373	33.373		





**Autodromo Int. do Algarve**  
**Euroformula Open**  
**Free Practice - 2**  
**Weather Report**





**Autodromo Int. do Algarve**  
**Euroformula Open**  
**Free Practice - 1 - 2**  
**Combined Results**



Cls	Nº	Driver	Nat	Cat	Clas	Team	Nat	Vehicle	Laps	FP1	FP2	Best	Gap	Interval	Km/h		
1	27	Jesse Carrasquedo	MEX			Team Motopark	DEU	Dallara F324 TOM'S TGE 33	23	1:35.779	6	1:36.576	6	1:35.779	174.8		
2	11	Alessandro Famularo	VEN			BVM Racing	ITA	Dallara F324 TOM'S TGE 33	27	1:36.154	13	1:36.620	9	1:36.154	0.375	0.375	174.2
3	44	Diego de la Torre	MEX			Team Motopark	DEU	Dallara F324 TOM'S TGE 33	31	1:36.214	7	1:36.681	6	1:36.214	0.435	0.060	174.0
4	7	Wiktor Dobrzański	POL	RT	1	Team Motopark	DEU	Dallara F324 TOM'S TGE 33	27	1:36.229	5	1:37.020	12	1:36.229	0.450	0.015	174.0
5	21	Rui-Heng Yeh	TPE			Team Motopark	DEU	Dallara F324 TOM'S TGE 33	31	1:36.229	4	1:36.646	6	1:36.229	0.450	0.000	174.0
6	50	Jan Koller	CZE	RT	2	Team Motopark	DEU	Dallara F324 TOM'S TGE 33	33	1:36.308	5	1:36.876	7	1:36.308	0.529	0.079	173.9
7	3	Javier Herrera	MEX	RT	3	BVM Racing	ITA	Dallara F324 TOM'S TGE 33	28	1:36.368	4	1:37.046	17	1:36.368	0.589	0.060	173.8
8	9	Everett Stack	USA			Team Motopark	DEU	Dallara F324 TOM'S TGE 33	30	1:36.388	7	1:37.007	13	1:36.388	0.609	0.020	173.7
9	10	Lorenzo Castillo	MEX	RT	4	Team Motopark	DEU	Dallara F324 TOM'S TGE 33	27	1:36.579	6	1:37.100	11	1:36.579	0.800	0.191	173.4
10	55	Divy Nandan	IND			BVM Racing	ITA	Dallara F324 TOM'S TGE 33	30	1:36.812	4	1:37.227	7	1:36.812	1.033	0.233	173.0
11	58	Aaron Ferrazzano	BEL	RT	5	Aaron Ferrazzano by Neri Autosport	BEL	Dallara F324 TOM'S TGE 33	29	1:37.046	14	1:37.306	7	1:37.046	1.267	0.234	172.6

Published at:.....

<p><b>Race Director:</b>  Alessandro Ferrari  ACI DGA 392080</p>	<p><b>Timekeeper:</b>    Luis Garcia  JOB-2654-ESP/M</p>
--	--

