

Hungaroring
Euroformula Open
Free Practice - 1
Provisional Results



Clas	Nº	Driver	Nat	Cat	Clas	Team	Nat	Vehicle	Laps	Best	Time	Gap	Interval	Km/h
1	3	Javier Herrera	MEX	RT	1	BVM Racing	ITA	Dallara F324 TOM'S TGE 33	15	13	1:35.192			165.6
2	11	Alessandro Famularo	VEN			BVM Racing	ITA	Dallara F324 TOM'S TGE 33	16	11	1:35.361	0.169	0.169	165.3
3	1	Marcelo Hahn	BRA	RT	2	BVM Racing	ITA	Dallara F324 TOM'S TGE 33	17	10	1:36.626	1.434	1.265	163.2
4	9	Everett Stack	USA			Team Motopark	DEU	Dallara F324 TOM'S TGE 33	20	5	1:36.723	1.531	0.097	163.0
5	58	Aaron Ferrazzano	BEL	RT	3	Neri Autosport	BEL	Dallara F324 TOM'S TGE 33	19	8	1:36.793	1.601	0.070	162.9
6	21	Rui-Heng Yeh	TPE			Team Motopark	DEU	Dallara F324 TOM'S TGE 33	21	11	1:36.902	1.710	0.109	162.7
7	27	Jesse Carrasquedo	MEX			Team Motopark	DEU	Dallara F324 TOM'S TGE 33	19	6	1:37.034	1.842	0.132	162.5
8	7	Wiktor Dobrzański	POL	RT	4	Team Motopark	DEU	Dallara F324 TOM'S TGE 33	20	5	1:37.129	1.937	0.095	162.3
9	44	Diego de la Torre	MEX			Team Motopark	DEU	Dallara F324 TOM'S TGE 33	19	16	1:37.257	2.065	0.128	162.1
10	50	Jan Koller	CZE	RT	5	Team Motopark	DEU	Dallara F324 TOM'S TGE 33	22	17	1:37.529	2.337	0.272	161.7
11	10	Lorenzo Castillo	MEX	RT	6	Team Motopark	DEU	Dallara F324 TOM'S TGE 33	19	5	1:38.367	3.175	0.838	160.3

Published at:.....

Track Temp: **43.5 °C** Air Temp: **27.3 °C** Humidity: **38 %** Track Status: **DRY**

Race Director:

Daniele Galbiati

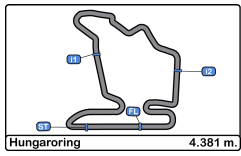
ACI DGA 46766

Timekeeper:

Luis Garcia

JCR-2654-ESP/M





Hungaroring
Euroformula Open
Free Practice - 1
Track Limit



The Stewards, having received a report from Race Director, have considered the following matter and determine the following:

Session Free Practice - 1

Fact The cars below did not use the track at the turns listed below

Infringement Breach of Appendix L Chapter IV Article 2 c) of the FIA International Sporting Code and Article 19.4/19.5 of the Sporting Regulations.

Decision Deletion of the lap times shown in accordance with Article 12.4.1.e of the FIA International Sporting Code.

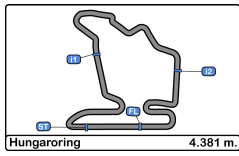
Note

- Certain decisions of the Stewards are subject to appeal (Article 15 of the FIA International Sporting Code).
- These penalties are not subject to appeal Article 12.3.4 of the FIA International Sporting Code and Article 16.5 of the Sporting Regulations.
- According to Article 12.3.3.b of the FIA International Sporting Code these decisions become immediately binding even in case of an appeal.

Ord	Turn	N° Driver	Entrant/Team	Time of Day	Lap Time
1	11	1 Marcelo Hahn	BVM Racing	9:23:40.872	1:49.815
2	11	10 Lorenzo Castillo	Team Motopark	9:34:39.099	1:39.379
3	4	11 Alessandro Famularo	BVM Racing	9:41:53.943	1:42.461
4	4	3 Javier Herrera	BVM Racing	9:43:43.913	1:53.785

The Stewards:





Hungaroring
Euroformula Open
Free Practice - 1
Provisional Results by Category



RT														
Clas	Nº	Driver	Nat	Cat	Clas	Team	Nat	Vehicle	Laps	Best	Time	Gap	Interval	Km/h
1	3	Javier Herrera	MEX	RT	1	BVM Racing	ITA	Dallara F324 TOM'S TGE 33	15	13	1:35.192			165.6
2	1	Marcelo Hahn	BRA	RT	2	BVM Racing	ITA	Dallara F324 TOM'S TGE 33	17	10	1:36.626	1.434	1.434	163.2
3	58	Aaron Ferrazzano	BEL	RT	3	Neri Autosport	BEL	Dallara F324 TOM'S TGE 33	19	8	1:36.793	1.601	0.167	162.9
4	7	Wiktor Dobrzański	POL	RT	4	Team Motopark	DEU	Dallara F324 TOM'S TGE 33	20	5	1:37.129	1.937	0.336	162.3
5	50	Jan Koller	CZE	RT	5	Team Motopark	DEU	Dallara F324 TOM'S TGE 33	22	17	1:37.529	2.337	0.400	161.7
6	10	Lorenzo Castillo	MEX	RT	6	Team Motopark	DEU	Dallara F324 TOM'S TGE 33	19	5	1:38.367	3.175	0.838	160.3

Published at:.....

Track Temp: **43.5 °C** Air Temp: **27.3 °C** Humidity: **38 %** Track Status: **DRY**

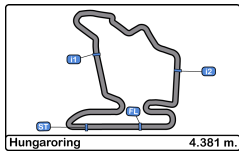
Race Director:

Daniele Galbiati
 ACI DGA 46766

Timekeeper:

Luis Garcia
 JCR-2654-ESP/M





Hungaroring
Euroformula Open
Free Practice - 1
Lap Analysis



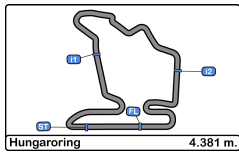
1 **Marcelo Hahn** **Dallara F324 TOM'S TGE 33** **7** **Wiktor Dobrzański** **Dallara F324 TOM'S TGE 33**

BVM Racing							Team Motopark								
Lap	D	Time	Sector 1	Sector 2	Sector 3	T. Spd	Elapsed	Lap	D	Time	Sector 1	Sector 2	Sector 3	T. Spd	Elapsed
1		9:12:04.035	9:10:56.070	39.607	28.358		9:12:04.035	1		9:10:27.146 P	9:09:05.960	40.493	40.693		9:10:27.146
2		1:39.952	36.639	36.142	27.171	217.7	9:13:43.987	2		5:07.847 P	3:45.822	39.201	42.824		9:15:34.993
3		1:38.338	35.717	35.330	27.291	222.2	9:15:22.325	3		4:06.920	3:03.809	36.324	26.787		9:19:41.913
4		1:37.074	35.621	34.586	26.867	220.8	9:16:59.399	4		1:37.850	35.530	34.563	27.757	221.7	9:21:19.763
5		1:37.187	35.494	34.523	27.170	221.7	9:18:36.586	5		1:37.129	35.455	34.482	27.192	221.7	9:22:56.892
6		1:36.950	35.565	34.510	26.875	222.2	9:20:13.536	6		1:38.034	35.617	35.120	27.297	221.7	9:24:34.926
7		1:37.521	35.827	34.599	27.095	221.7	9:21:51.057	7		1:37.511	35.567	34.795	27.149	221.3	9:26:12.437
8		1:49.845 P	35.661	35.618	38.536	221.7	9:23:40.872	8		1:37.843	35.530	35.000	27.313	221.3	9:27:50.280
9		9:30.285	8:27.715	35.662	26.908		9:33:11.157	9		1:37.786	35.728	34.871	27.187	221.3	9:29:28.066
10		1:36.626	35.558	34.429	26.639	220.8	9:34:47.783	10		1:37.829	35.654	35.078	27.097	222.2	9:31:05.895
11		1:36.971	35.485	34.617	26.869	221.7	9:36:24.754	11		1:38.268	35.842	35.115	27.311	223.1	9:32:44.163
12		1:40.408	35.389	34.828	30.191	223.6	9:38:05.162	12		1:38.673	35.856	35.314	27.503	223.1	9:34:22.836
13		1:41.487	35.687	36.165	29.635	221.7	9:39:46.649	13		1:37.954	35.759	35.002	27.193	223.1	9:36:00.790
14		1:48.569 P	35.535	34.645	38.389	222.6	9:41:35.218	14		1:37.931	35.676	35.026	27.229	222.2	9:37:38.721
15		51.223 P			1:29.612		9:42:26.441	15		1:38.885	36.081	35.290	27.514	223.1	9:39:17.606
16		1:50.748 P			3:20.360		9:44:17.189	16		1:38.866	35.906	35.322	27.638	221.3	9:40:56.472
17		2:27.387 P			5:47.747		9:46:44.576	17		1:38.204	35.794	35.176	27.234	221.3	9:42:34.676

3 **Javier Herrera** **Dallara F324 TOM'S TGE 33** **9** **Everett Stack** **Dallara F324 TOM'S TGE 33**

BVM Racing							Team Motopark								
Lap	D	Time	Sector 1	Sector 2	Sector 3	T. Spd	Elapsed	Lap	D	Time	Sector 1	Sector 2	Sector 3	T. Spd	Elapsed
1		9:10:10.666	9:08:56.673	42.276	31.717		9:10:10.666	1		9:10:28.820 P	9:09:07.414	41.407	39.999		9:10:28.820
2		1:46.939	38.589	39.466	28.884	217.3	9:11:57.605	2		7:11.289 P	5:57.420	37.292	36.577		9:17:40.109
3		1:43.581	37.272	38.244	28.065	221.3	9:13:41.186	3		2:17.290	1:14.818	35.624	26.848		9:19:57.399
4		1:43.849	36.562	39.051	28.236	221.3	9:15:25.035	4		1:36.852	35.428	34.786	26.638	221.3	9:21:34.251
5		1:48.791	38.136	41.880	28.775	220.8	9:17:13.826	5		1:36.723	35.333	34.714	26.676	222.2	9:23:10.974
6		1:36.964	35.862	34.371	26.731	221.7	9:18:50.790	6		1:36.791	35.295	34.717	26.779		9:24:47.765
7		1:35.862	35.204	34.113	26.545	221.3	9:20:26.652	7		1:37.021	35.370	34.817	26.834	221.3	9:26:24.786
8		1:36.103	35.335	34.176	26.592	221.7	9:22:02.755	8		1:37.413	35.424	34.877	27.112	222.2	9:28:02.199
9		1:41.241 P	35.354	34.874	31.013	223.1	9:23:43.996	9		1:36.837	35.404	34.586	26.847	226.4	9:29:39.036
10		11:26.769	10:18.748	39.173	28.848		9:35:10.765	10		1:37.062	35.490	34.690	26.882	222.2	9:31:16.098
11		1:41.501	37.159	37.034	27.308	221.3	9:36:52.266	11		1:36.756	35.350	34.604	26.802	222.2	9:32:52.854
12		1:38.327	35.193	34.435	28.699	223.1	9:38:30.593	12		1:37.220	35.478	34.849	26.893	222.6	9:34:30.074
13		1:35.192	35.000	33.890	26.302	222.6	9:40:05.785	13		1:37.422	35.787	34.849	26.786	222.6	9:36:07.496
14		1:44.343	37.817	38.796	27.730	223.6	9:41:50.128	14		1:37.584	35.446	34.743	27.395	222.6	9:37:45.080
15		4:59.785 P	35.375	42.349	36.061	221.3	9:43:43.913	15		1:37.248	35.530	34.738	26.980	223.1	9:39:22.328
								16		1:37.409	35.617	34.795	26.997	222.6	9:40:59.737
								17		1:37.987	35.937	35.054	26.996	223.1	9:42:37.724
								18		1:37.658	35.588	35.021	27.049	222.2	9:44:15.382
								19		1:37.833	35.547	35.069	27.217	222.2	9:45:53.215
								20		2:12.762 P	49.436	46.357	36.969	221.7	9:48:05.977





Hungaroring
Euroformula Open
Free Practice - 1
Lap Analysis



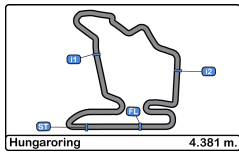
10 Lorenzo Castillo Dallara F324 TOM'S TGE 33 **21** Rui-Heng Yeh Dallara F324 TOM'S TGE 33

RT							Team Motopark							Team Motopark										
Lap	D	Time	Sector 1	Sector 2	Sector 3	T. Spd	Elapsed	Lap	D	Time	Sector 1	Sector 2	Sector 3	T. Spd	Elapsed	Lap	D	Time	Sector 1	Sector 2	Sector 3	T. Spd	Elapsed	
1		9:10:39.225 P	9:09:12.617	39.580	47.028		9:10:39.225	1		9:10:15.287 P	9:09:00.631	39.324	35.332		9:10:15.287									
2		2:36.417 P	1:17.376	38.045	40.996		9:13:15.642	2		4:47.535 P	3:37.012	36.804	33.719		9:15:02.822									
3		6:30.299	5:22.107	39.083	29.109		9:19:45.941	3		2:27.829 P	1:19.592	35.292	32.945		9:17:30.651									
4		1:38.683	36.051	35.614	27.018	219.9	9:21:24.624	4		3:30.244 P	2:19.193	37.585	33.466		9:21:00.895									
5		1:38.367	35.723	35.519	27.125	221.3	9:23:02.991	5		3:20.495	2:14.793	37.098	28.604		9:24:21.390									
6		1:38.909	35.737	35.412	27.760	221.7	9:24:41.900	6		1:37.538	35.778	34.841	26.919	220.4	9:25:58.928									
7		1:40.942	36.900	36.360	27.682	216.8	9:26:22.842	7		1:36.962	35.428	34.691	26.843	221.3	9:27:35.890									
8		1:39.140	35.933	35.701	27.506	219.9	9:28:01.982	8		1:36.903	35.582	34.664	26.657	221.3	9:29:12.793									
9		1:39.608	36.343	35.519	27.746	220.4	9:29:41.590	9		1:36.944	35.715	34.463	26.766	221.7	9:30:49.737									
10		1:38.883	35.978	35.302	27.603	220.8	9:31:20.473	10		1:36.977	35.488	34.535	26.954	222.2	9:32:26.714									
11		1:39.247	36.296	35.428	27.523	222.2	9:32:59.720	11		1:36.902	35.482	34.649	26.771	221.7	9:34:03.616									
12		1:39.379	36.194	35.356	27.829	220.8	9:34:39.099	12		1:37.134	35.478	34.781	26.875	222.2	9:35:40.750									
13		1:39.148	36.014	35.458	27.676	221.3	9:36:18.247	13		1:37.003	35.462	34.676	26.865	222.6	9:37:17.753									
14		1:42.603	38.500	36.309	27.794	222.2	9:38:00.850	14		1:37.164	35.404	34.806	26.954	223.1	9:38:54.917									
15		1:39.314	36.062	35.777	27.475	221.3	9:39:40.164	15		1:36.936	35.507	34.602	26.827	222.2	9:40:31.853									
16		1:39.609	36.301	35.613	27.695	221.7	9:41:19.773	16		1:37.518	35.599	35.002	26.917		9:42:09.371									
17		1:39.459	36.010	35.799	27.650	220.8	9:42:59.232	17		1:37.888	35.587	35.175	27.126	221.3	9:43:47.259									
18		1:40.948	36.582	36.244	28.122	217.7	9:44:40.180	18		1:37.455	35.452	34.963	27.040	221.3	9:45:24.714									
19		1:51.852 P	36.274	36.487	39.091	219.0	9:46:32.032	19		1:37.452	35.467	34.795	27.190	222.2	9:47:02.166									

11 Alessandro Famularo Dallara F324 TOM'S TGE 33 **20** Jesse Carrasquedo Dallara F324 TOM'S TGE 33

BVM Racing							Team Motopark								
Lap	D	Time	Sector 1	Sector 2	Sector 3	T. Spd	Elapsed	Lap	D	Time	Sector 1	Sector 2	Sector 3	T. Spd	Elapsed
1		9:11:14.410	9:10:04.145	41.526	28.739		9:11:14.410								
2		1:48.808	37.385	39.487	31.936	219.9	9:13:03.218								
3		1:44.541	36.440	39.171	28.930	216.4	9:14:47.759	1		9:10:45.182 P	9:09:23.263	42.676	39.243		9:10:45.182
4		1:36.889	35.661	34.540	26.688	221.3	9:16:24.648	2		2:48.095 P	1:30.855	41.199	36.041		9:13:33.277
5		1:52.836	41.327	42.232	29.277	221.3	9:18:17.484	3		4:53.137	3:44.172	40.643	28.322		9:18:26.414
6		1:35.933	35.321	34.096	26.516	220.4	9:19:53.417	4		1:38.739	36.214	35.399	27.126	220.8	9:20:05.153
7		1:43.574 P	36.248	35.582	31.744	222.2	9:21:36.991	5		1:37.521	35.740	34.923	26.858	220.4	9:21:42.674
8		13:40.817	12:33.937	38.417	28.463		9:35:17.808	6		1:37.034	35.513	34.612	26.909	222.6	9:23:19.708
9		1:42.228	37.587	36.953	27.688	221.3	9:37:00.036	7		1:37.636	35.600	35.013	27.023	221.7	9:24:57.344
10		1:36.085	35.230	34.297	26.558	222.2	9:38:36.121	8		1:37.503	35.653	34.859	26.991	220.8	9:26:34.847
11		1:35.361	35.183	33.805	26.373	223.1	9:40:11.482	9		1:37.588	35.545	35.007	27.036	222.2	9:28:12.435
12		1:42.464	35.047	39.357	28.057	223.6	9:41:53.943	10		1:38.315	35.595	34.878	27.842	221.7	9:29:50.750
13		1:38.524	35.779	35.944	26.801	223.1	9:43:32.467	11		1:37.807	35.721	34.831	27.255	221.7	9:31:28.557
14		1:38.914	35.164	35.974	27.776	221.7	9:45:11.381	12		1:38.401	35.900	35.161	27.340	222.6	9:33:06.958
15		1:40.332	35.171	36.401	28.760	221.7	9:46:51.713	13		1:39.409	35.640	34.993	28.776	222.2	9:34:46.367
16		1:45.193 P	35.137	35.093	34.963	221.7	9:48:36.906	14		1:56.740	42.609	45.610	28.521	166.6	9:36:43.107
								15		1:37.924	35.722	34.929	27.273	221.7	9:38:21.031
								16		1:37.426	35.551	34.823	27.052	222.6	9:39:58.457
								17		1:37.860	35.616	35.119	27.125	222.2	9:41:36.317
								18		1:57.832	35.674	41.040	41.118	221.7	9:43:34.149
								19		1:49.916 P	38.375	36.279	35.262	220.8	9:45:24.065





Hungaroring
Euroformula Open
Free Practice - 1
Lap Analysis



44

Diego de la Torre

Dallara F324 TOM'S TGE 33

58

Aaron Ferrazzano

Dallara F324 TOM'S TGE 33

Team Motopark RT

Neri Autosport

Lap	D	Time	Sector 1	Sector 2	Sector 3	T. Spd	Elapsed	Lap	D	Time	Sector 1	Sector 2	Sector 3	T. Spd	Elapsed
1		9:10:22.030 P	9:09:04.125	40.769	37.136		9:10:22.030	1		9:10:51.020 P	9:09:37.843	39.908	33.269		9:10:51.020
2		5:09.861 P	3:50.431	39.134	40.296		9:15:31.891	2		2:32.522 P	1:24.011	36.260	32.251		9:13:23.542
3		3:59.615	2:56.905	35.697	27.013		9:19:31.506	3		2:19.340	1:13.406	36.570	29.364		9:15:42.882
4		1:38.567	35.847	35.496	27.224	221.3	9:21:10.073	4		1:37.816	35.613	35.143	27.060	221.3	9:17:20.698
5		1:38.782	35.709	35.536	27.537	222.2	9:22:48.855	5		1:37.568	35.447	34.894	27.227	223.1	9:18:58.266
6		1:38.648	35.758	35.229	27.661	221.7	9:24:27.503	6		1:53.710	38.485	45.997	29.228	223.6	9:20:51.976
7		1:38.782	35.931	35.476	27.375	220.4	9:26:06.285	7		1:37.430	35.758	34.773	26.899	223.6	9:22:29.406
8		1:38.539	35.692	35.422	27.425	221.7	9:27:44.824	8		1:36.793	35.393	34.499	26.901	225.0	9:24:06.199
9		1:39.475	35.601	35.208	28.666	220.8	9:29:24.299	9		2:02.111	38.285	51.185	32.641	223.1	9:26:08.310
10		1:39.912	36.918	35.482	27.512	222.6	9:31:04.211	10		1:37.509	35.611	34.850	27.048	224.0	9:27:45.819
11		1:39.238	35.923	35.477	27.838	222.2	9:32:43.449	11		1:37.400	35.260	34.951	27.189	224.5	9:29:23.219
12		1:48.610 P	36.088	35.213	37.309	221.3	9:34:32.059	12		1:54.623	38.634	43.365	32.624	224.0	9:31:17.842
13		6:35.971	5:29.399	38.123	28.449		9:41:08.030	13		1:46.777 P	35.510	35.110	36.157	225.0	9:33:04.619
14		1:37.927	35.877	35.133	26.917	219.9	9:42:45.957	14		7:14.708	6:07.253	39.527	27.928		9:40:19.327
15		1:37.488	35.574	34.761	27.153	220.4	9:44:23.445	15		1:38.819	36.003	35.382	27.434	219.5	9:41:58.146
16		1:37.257	35.548	34.788	26.921	219.9	9:46:00.702	16		1:38.202	35.562	35.388	27.252	222.6	9:43:36.348
17		1:37.599	35.791	34.645	27.163	221.3	9:47:38.301	17		1:38.375	35.541	35.349	27.485	223.1	9:45:14.723
18		1:37.356	35.586	34.822	26.948	221.7	9:49:15.657	18		1:39.007	35.741	35.641	27.625	223.1	9:46:53.730
19		1:45.340 P	37.103	36.389	31.848	221.3	9:51:00.997	19		2:06.052 P	41.579	43.054	41.419	225.0	9:48:59.782

50

Jan Koller

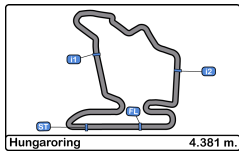
Dallara F324 TOM'S TGE 33

RT

Team Motopark

Lap	D	Time	Sector 1	Sector 2	Sector 3	T. Spd	Elapsed
1		9:10:26.280 P	9:09:05.021	41.021	40.238		9:10:26.280
2		2:22.959	1:16.215	38.259	28.485		9:12:49.239
3		1:48.646 P	38.194	37.085	33.367	192.8	9:14:37.885
4		2:16.891	1:12.988	36.526	27.377		9:16:54.776
5		1:39.068	35.691	35.207	28.170	220.8	9:18:33.844
6		1:37.606	35.609	34.941	27.056	220.8	9:20:11.450
7		1:40.684	35.724	35.579	29.381	221.3	9:21:52.134
8		1:37.867	35.578	35.014	27.275	223.6	9:23:30.001
9		1:38.492	35.744	35.449	27.299	220.8	9:25:08.493
10		1:37.881	35.930	34.905	27.046	219.9	9:26:46.374
11		1:37.918	35.702	35.281	26.935	221.7	9:28:24.292
12		1:38.220	35.878	35.159	27.183	221.3	9:30:02.512
13		1:37.544	35.638	34.866	27.040	221.3	9:31:40.056
14		1:37.954	35.540	34.854	27.560	221.3	9:33:18.010
15		1:38.380	35.737	35.317	27.326	221.3	9:34:56.390
16		1:38.565	35.743	35.436	27.386	222.6	9:36:34.955
17		1:37.529	35.642	34.867	27.020	221.7	9:38:12.484
18		1:38.090	35.674	35.184	27.232	222.2	9:39:50.574
19		1:38.244	35.656	35.264	27.324	221.7	9:41:28.818
20		1:43.382	36.174	38.323	28.885	221.7	9:43:12.200
21		1:38.682	35.838	35.406	27.438	219.0	9:44:50.882
22		1:45.573 P	35.794	35.473	34.306	220.8	9:46:36.455



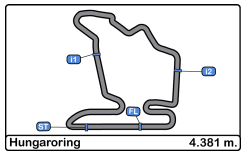


Hungaroring
Euroformula Open
Free Practice - 1
Best Sectors Results



Sector - 1				Sector - 2				Sector - 3				Ideal Lap vs Best Lap				
Clas	Nº	Driver	Time	Nº	Driver	Time	Nº	Driver	Time	Clas	Nº	Driver	Ideal Lap	Best Lap	Clas	
1	3	Javier Herrera	35.000	11	Alessandro Famularo	33.805	3	Javier Herrera	26.302	1	3	Javier Herrera	1:35.192	1:35.192	1	
2	11	Alessandro Famularo	35.047	3	Javier Herrera	33.890	11	Alessandro Famularo	26.373	2	11	Alessandro Famularo	1:35.225	1:35.361	2	
3	58	Aaron Ferrazzano	35.260	1	Marcelo Hahn	34.429	9	Everett Stack	26.638	3	1	Marcelo Hahn	1:36.457	1:36.626	3	
4	9	Everett Stack	35.295	21	Rui-Heng Yeh	34.463	1	Marcelo Hahn	26.639	4	9	Everett Stack	1:36.519	1:36.723	4	
5	1	Marcelo Hahn	35.389	7	Wiktor Dobrzański	34.482	21	Rui-Heng Yeh	26.657	5	21	Rui-Heng Yeh	1:36.524	1:36.902	6	
6	21	Rui-Heng Yeh	35.404	58	Aaron Ferrazzano	34.499	7	Wiktor Dobrzański	26.787	6	58	Aaron Ferrazzano	1:36.658	1:36.793	5	
7	7	Wiktor Dobrzański	35.455	9	Everett Stack	34.586	27	Jesse Carrasquedo	26.858	7	7	Wiktor Dobrzański	1:36.724	1:37.129	8	
8	27	Jesse Carrasquedo	35.513	27	Jesse Carrasquedo	34.612	58	Aaron Ferrazzano	26.899	8	27	Jesse Carrasquedo	1:36.983	1:37.034	7	
9	50	Jan Koller	35.540	44	Diego de la Torre	34.645	44	Diego de la Torre	26.917	9	44	Diego de la Torre	1:37.110	1:37.257	9	
10	44	Diego de la Torre	35.548	50	Jan Koller	34.854	50	Jan Koller	26.935	10	50	Jan Koller	1:37.329	1:37.529	10	
11	10	Lorenzo Castillo	35.723	10	Lorenzo Castillo	35.302	10	Lorenzo Castillo	27.018	11	10	Lorenzo Castillo	1:38.043	1:38.367	11	



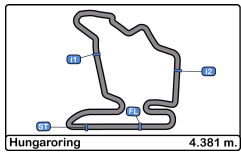


Hungaroring
Euroformula Open
Free Practice - 1
Best 5 Lap Times



Cls	N°	Driver	Nat	Cat	Cls	Team	Nat	Vehicle	Best 1		Best 2		Best 3		Best 4		Best 5	
									Time	Lap	Time	Lap	Time	Lap	Time	Lap	Time	Lap
1	1	Marcelo Hahn	BRA	RT	1	BVM Racing	ITA	Dallara F324 TOM'S TGE 33	51.223	15	1:36.626	10	1:36.950	6	1:36.971	11	1:37.074	4
2	3	Javier Herrera	MEX	RT	2	BVM Racing	ITA	Dallara F324 TOM'S TGE 33	1:35.192	13	1:35.862	7	1:36.103	8	1:36.964	6	1:38.327	12
3	11	Alessandro	VEN			BVM Racing	ITA	Dallara F324 TOM'S TGE 33	1:35.361	11	1:35.933	6	1:36.085	10	1:36.889	4	1:38.524	13
4	9	Everett Stack	USA			Team Motopark	DEU	Dallara F324 TOM'S TGE 33	1:36.723	5	1:36.756	11	1:36.791	6	1:36.837	9	1:36.852	4
5	58	Aaron Ferrazzano	BEL	RT	3	Neri Autosport	BEL	Dallara F324 TOM'S TGE 33	1:36.793	8	1:37.400	11	1:37.430	7	1:37.509	10	1:37.568	5
6	21	Rui-Heng Yeh	TPE			Team Motopark	DEU	Dallara F324 TOM'S TGE 33	1:36.902	11	1:36.903	8	1:36.936	15	1:36.944	9	1:36.962	7
7	27	Jesse Carrasquedo	MEX			Team Motopark	DEU	Dallara F324 TOM'S TGE 33	1:37.034	6	1:37.426	16	1:37.503	8	1:37.521	5	1:37.588	9
8	7	Wiktor Dobrzański	POL	RT	4	Team Motopark	DEU	Dallara F324 TOM'S TGE 33	1:37.129	5	1:37.511	7	1:37.786	9	1:37.829	10	1:37.843	8
9	44	Diego de la Torre	MEX			Team Motopark	DEU	Dallara F324 TOM'S TGE 33	1:37.257	16	1:37.356	18	1:37.488	15	1:37.599	17	1:37.927	14
10	50	Jan Koller	CZE	RT	5	Team Motopark	DEU	Dallara F324 TOM'S TGE 33	1:37.529	17	1:37.544	13	1:37.606	6	1:37.867	8	1:37.881	10
11	10	Lorenzo Castillo	MEX	RT	6	Team Motopark	DEU	Dallara F324 TOM'S TGE 33	1:38.367	5	1:38.683	4	1:38.883	10	1:38.909	6	1:39.140	8



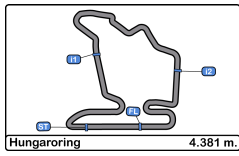


Hungaroring
Euroformula Open
Free Practice - 1
Best 5 Top Speeds



Clas	Nº	Driver	Nat	Cat	Cls	Team	Nat	Vehicle	Top 1		Top 2		Top 3		Top 4		Top 5		Avg
									Km/h	Lap	Km/h	Lap	Km/h	Lap	Km/h	Lap	Km/h	Lap	
1	9	Everett Stack	USA			Team Motopark	DEU	Dallara F324 TOM'S TGE 33	226.4	9	223.1	15	223.1	17	222.6	12	222.6	13	223.6
2	58	Aaron Ferrazzano	BEL	RT	1	Neri Autosport	BEL	Dallara F324 TOM'S TGE 33	225.0	8	225.0	13	225.0	19	224.5	11	224.0	10	224.7
3	1	Marcelo Hahn	BRA	RT	2	BVM Racing	TIA	Dallara F324 TOM'S TGE 33	223.6	12	222.6	14	222.2	3	222.2	6	221.7	5	222.4
4	3	Javier Herrera	MEX	RT	3	BVM Racing	TIA	Dallara F324 TOM'S TGE 33	223.6	14	223.1	9	223.1	12	222.6	13	221.7	6	222.8
5	11	Alessandro Famularo	VEN			BVM Racing	TIA	Dallara F324 TOM'S TGE 33	223.6	12	223.1	11	223.1	13	222.2	7	222.2	10	222.8
6	50	Jan Koller	CZE	RT	4	Team Motopark	DEU	Dallara F324 TOM'S TGE 33	223.6	8	222.6	16	222.2	18	221.7	11	221.7	17	222.4
7	7	Wiktor Dobrzański	POL	RT	5	Team Motopark	DEU	Dallara F324 TOM'S TGE 33	223.1	11	223.1	12	223.1	13	223.1	15	222.2	10	222.9
8	21	Rui-Heng Yeh	TPE			Team Motopark	DEU	Dallara F324 TOM'S TGE 33	223.1	14	222.6	13	222.6	20	222.2	10	222.2	12	222.5
9	27	Jesse Carrasquedo	MEX			Team Motopark	DEU	Dallara F324 TOM'S TGE 33	222.6	6	222.6	12	222.6	16	222.2	9	222.2	13	222.4
10	44	Diego de la Torre	MEX			Team Motopark	DEU	Dallara F324 TOM'S TGE 33	222.6	10	222.2	5	222.2	11	221.7	6	221.7	8	222.1
11	10	Lorenzo Castillo	MEX	RT	6	Team Motopark	DEU	Dallara F324 TOM'S TGE 33	222.2	11	222.2	14	221.7	6	221.7	16	221.3	5	221.8



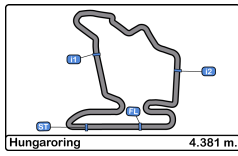


Hungaroring
Euroformula Open
Free Practice - 1
Fastest Laps Sequence



Lap	Time of Day	Session Time	Nº Driver	Nat	Cat	Team	Nat	Vehicle	Time	Km/h
2	9:11:57.605	3:57.605	3 Javier Herrera	MEX	RT	BVM Racing	ITA	Dallara F324 TOM'S TGE 33	1:46.939	147.4
3	9:13:41.186	5:41.186	3 Javier Herrera	MEX	RT	BVM Racing	ITA	Dallara F324 TOM'S TGE 33	1:43.581	152.2
2	9:13:43.987	5:43.987	1 Marcelo Hahn	BRA	RT	BVM Racing	ITA	Dallara F324 TOM'S TGE 33	1:39.952	157.7
3	9:15:22.325	7:22.325	1 Marcelo Hahn	BRA	RT	BVM Racing	ITA	Dallara F324 TOM'S TGE 33	1:38.338	160.3
4	9:16:24.648	8:24.648	11 Alessandro Famularo	VEN		BVM Racing	ITA	Dallara F324 TOM'S TGE 33	1:36.889	162.7
6	9:19:53.417	11:53.417	11 Alessandro Famularo	VEN		BVM Racing	ITA	Dallara F324 TOM'S TGE 33	1:35.933	164.4
7	9:20:26.652	12:26.652	3 Javier Herrera	MEX	RT	BVM Racing	ITA	Dallara F324 TOM'S TGE 33	1:35.862	164.5
13	9:40:05.785	32:05.785	3 Javier Herrera	MEX	RT	BVM Racing	ITA	Dallara F324 TOM'S TGE 33	1:35.192	165.6
15	9:42:26.441	34:26.441	1 Marcelo Hahn	BRA	RT	BVM Racing	ITA	Dallara F324 TOM'S TGE 33	51,223	307.9





Hungaroring
Euroformula Open
Free Practice - 1
Pit Stop Analysis



1 Marcelo Hahn Dallara F324 TOM'S TGE 33
RT BVM Racing

Nº	In Day Time	In Time	Out Time	Pit Time	T. Pit Time	Handicap	Diff.
1	9:23:38.408	9:23:38.408	9:30:48.827	7:10.419	7:10.419		

3 Javier Herrera Dallara F324 TOM'S TGE 33
RT BVM Racing

Nº	In Day Time	In Time	Out Time	Pit Time	T. Pit Time	Handicap	Diff.
1	9:23:41.505	9:23:41.505	9:33:24.489	9:42.984	9:42.984		

7 Wiktor Dobrzański Dallara F324 TOM'S TGE 33
RT Team Motopark

Nº	In Day Time	In Time	Out Time	Pit Time	T. Pit Time	Handicap	Diff.
1	9:10:24.116	9:10:24.116	9:13:36.882	3:12.766	3:12.766		
2	9:15:31.314	9:15:31.314	9:17:50.682	2:19.368	5:32.134		

9 Everett Stack Dallara F324 TOM'S TGE 33
RT Team Motopark

Nº	In Day Time	In Time	Out Time	Pit Time	T. Pit Time	Handicap	Diff.
1	9:10:25.839	9:10:25.839	9:15:50.671	5:24.832	5:24.832		
2	9:17:36.786	9:17:36.786	9:18:10.911	34.125	5:58.957		

10 Lorenzo Castillo Dallara F324 TOM'S TGE 33
RT Team Motopark

Nº	In Day Time	In Time	Out Time	Pit Time	T. Pit Time	Handicap	Diff.
1	9:10:35.095	9:10:35.095	9:11:10.194	35.099	35.099		
2	9:13:12.782	9:13:12.782	9:17:59.997	4:47.215	5:22.314		

11 Alessandro Famularo Dallara F324 TOM'S TGE 33
RT BVM Racing

Nº	In Day Time	In Time	Out Time	Pit Time	T. Pit Time	Handicap	Diff.
1	9:21:34.468	9:21:34.468	9:33:34.153	11:59.685	11:59.685		

21 Rui-Heng Yeh Dallara F324 TOM'S TGE 33
RT Team Motopark

Nº	In Day Time	In Time	Out Time	Pit Time	T. Pit Time	Handicap	Diff.
1	9:10:12.372	9:10:12.372	9:13:15.803	3:03.431	3:03.431		
2	9:14:59.995	9:14:59.995	9:15:40.721	40.726	3:44.157		
3	9:17:27.675	9:17:27.675	9:19:11.801	1:44.126	5:28.283		
4	9:20:57.778	9:20:57.778	9:22:38.633	1:40.855	7:09.138		

27 Jesse Carrasquedo Dallara F324 TOM'S TGE 33
RT Team Motopark

Nº	In Day Time	In Time	Out Time	Pit Time	T. Pit Time	Handicap	Diff.
1	9:10:42.507	9:10:42.507	9:11:14.007	31.500	31.500		
2	9:13:30.747	9:13:30.747	9:16:38.180	3:07.433	3:38.933		

44 Diego de la Torre Dallara F324 TOM'S TGE 33
RT Team Motopark

Nº	In Day Time	In Time	Out Time	Pit Time	T. Pit Time	Handicap	Diff.
1	9:10:18.423	9:10:18.423	9:13:35.335	3:16.912	3:16.912		
2	9:15:28.719	9:15:28.719	9:17:43.093	2:14.374	5:31.286		
3	9:34:28.858	9:34:28.858	9:39:23.315	4:54.457	10:25.743		

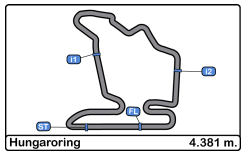
50 Jan Koller Dallara F324 TOM'S TGE 33
RT Team Motopark

Nº	In Day Time	In Time	Out Time	Pit Time	T. Pit Time	Handicap	Diff.
1	9:10:23.015	9:10:23.015	9:10:52.993	29.978	29.978		
2	9:14:35.030	9:14:35.030	9:15:02.902	27.872	57.850		

58 Aaron Ferrazzano Dallara F324 TOM'S TGE 33
RT Neri Autosport

Nº	In Day Time	In Time	Out Time	Pit Time	T. Pit Time	Handicap	Diff.
1	9:10:48.324	9:10:48.324	9:11:26.639	38.315	38.315		
2	9:13:20.996	9:13:20.996	9:13:50.693	29.697	1:08.012		
3	9:33:01.950	9:33:01.950	9:38:30.454	5:28.504	6:36.516		

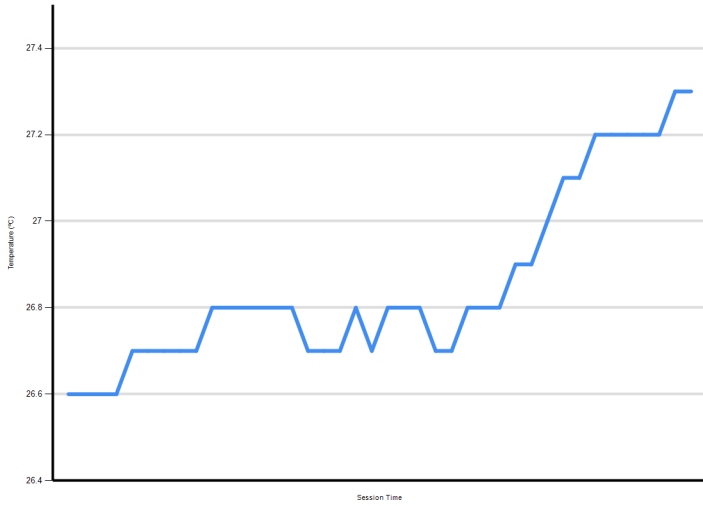




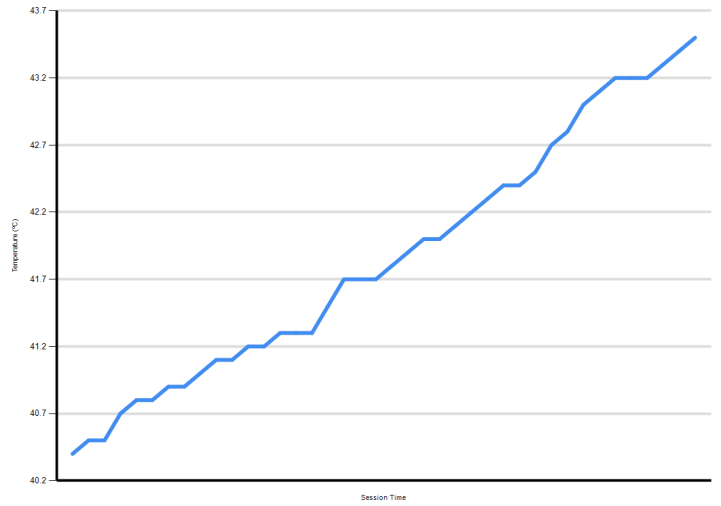
Hungaroring
Euroformula Open
Free Practice - 1
Weather Report



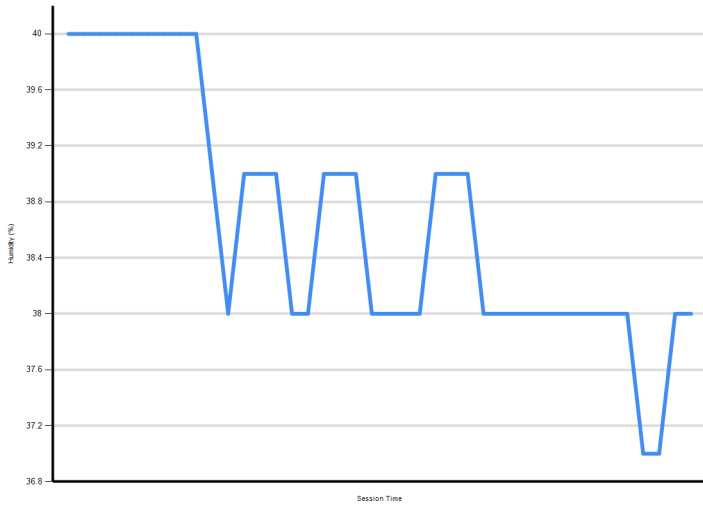
Air Temperature



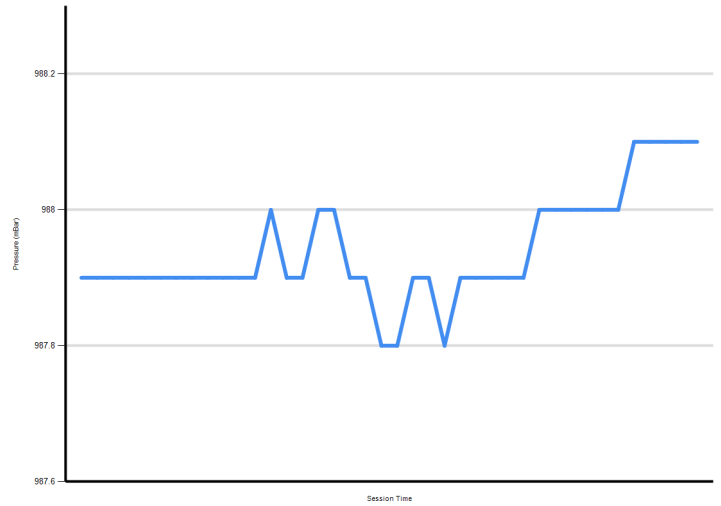
Track Temperature



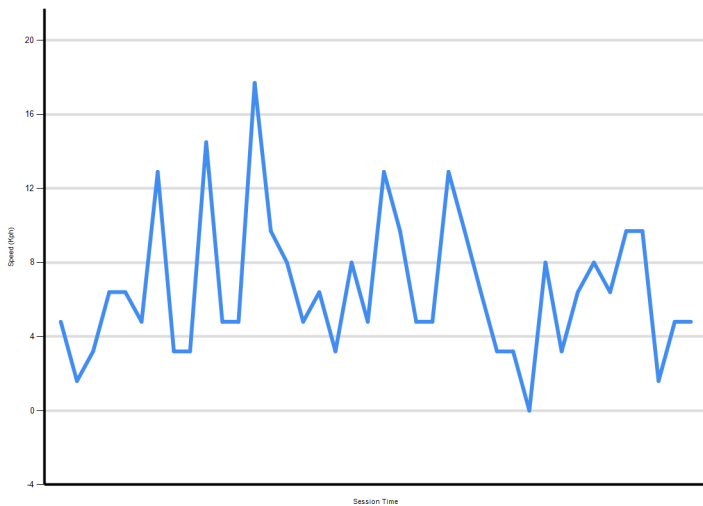
Humidity



Pressure



Wind Speed



Wind direction

