

Misano
Euroformula Open
Free Practice - 1
Provisional Results



Clas	Nº	Driver	Nat	Cat	Clas	Team	Nat	Vehicle	Laps	Best	Time	Gap	Interval	Km/h
1	9	Everett Stack	USA			Team Motopark	DEU	Dallara F324 TOM'S TGE 33	16	16	1:43.593			146.8
2	21	Rui-Heng Yeh	TPE			Team Motopark	DEU	Dallara F324 TOM'S TGE 33	18	17	1:43.948	0.355	0.355	146.3
3	44	Diego de la Torre	MEX			Team Motopark	DEU	Dallara F324 TOM'S TGE 33	18	16	1:44.174	0.581	0.226	146.0
4	27	Jesse Carrasquedo	MEX			Team Motopark	DEU	Dallara F324 TOM'S TGE 33	18	18	1:44.297	0.704	0.123	145.8
5	10	Lorenzo Castillo	MEX	RT	1	Team Motopark	DEU	Dallara F324 TOM'S TGE 33	18	18	1:44.619	1.026	0.322	145.4
6	3	Javier Herrera	MEX	RT	2	BVM Racing	ITA	Dallara F324 TOM'S TGE 33	19	16	1:44.767	1.174	0.148	145.2
7	50	Jan Koller	CZE	RT	3	Team Motopark	DEU	Dallara F324 TOM'S TGE 33	16	16	1:44.967	1.374	0.200	144.9
8	11	Alessandro Famularo	VEN			BVM Racing	ITA	Dallara F324 TOM'S TGE 33	8	7	1:45.388	1.795	0.421	144.3
9	7	Wiktor Dobrzański	POL	RT	4	Team Motopark	DEU	Dallara F324 TOM'S TGE 33	17	17	1:45.739	2.146	0.351	143.8
10	4	Ricardo Miranda Baptista	BRA	RT	5	BVM Racing	ITA	Dallara F324 TOM'S TGE 33	18	12	1:45.784	2.191	0.045	143.8
11	55	Divy Nandan	IND			BVM Racing	ITA	Dallara F324 TOM'S TGE 33	9	8	1:46.190	2.597	0.406	143.2
12	58	Aaron Ferrazzano	BEL	RT	6	Neri Autosport	BEL	Dallara F324 TOM'S TGE 33	19	18	1:47.637	4.044	1.447	141.3

Published at:.....

Track Temp: 20.8 °C Air Temp: 21.0 °C Humidity: 77 % Track Status: WET

Race Director:

Daniele Galbiati

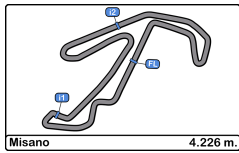
ACI DGAa 46766

Timekeeper:


Luis Garcia

JCR-2654-ESP/M





Misano
Euroformula Open
Free Practice - 1
Provisional Results by Category



RT														
Clas	Nº	Driver	Nat	Cat	Clas	Team	Nat	Vehicle	Laps	Best	Time	Gap	Interval	Km/h
1	10	Lorenzo Castillo	MEX	RT	1	Team Motopark	DEU	Dallara F324 TOM'S TGE 33	18	18	1:44.619			145.4
2	3	Javier Herrera	MEX	RT	2	BVM Racing	ITA	Dallara F324 TOM'S TGE 33	19	16	1:44.767	0.148	0.148	145.2
3	50	Jan Koller	CZE	RT	3	Team Motopark	DEU	Dallara F324 TOM'S TGE 33	16	16	1:44.967	0.348	0.200	144.9
4	7	Wiktor Dobrzański	POL	RT	4	Team Motopark	DEU	Dallara F324 TOM'S TGE 33	17	17	1:45.739	1.120	0.772	143.8
5	4	Ricardo Miranda Baptista	BRA	RT	5	BVM Racing	ITA	Dallara F324 TOM'S TGE 33	18	12	1:45.784	1.165	0.045	143.8
6	58	Aaron Ferrazzano	BEL	RT	6	Neri Autosport	BEL	Dallara F324 TOM'S TGE 33	19	18	1:47.637	3.018	1.853	141.3

Published at:.....


Track Temp: 20.8 °C Air Temp: 21.0 °C Humidity: 77 % Track Status: WET

Race Director:

Daniele Galbiati

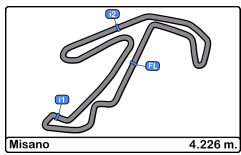
ACI DGAa 46766

Timekeeper:


Luis Garcia

JCR-2654-ESP/M





Misano
Euroformula Open
Free Practice - 1
Lap Analysis



3

Javier Herrera

Dallara F324 TOM'S TGE 33

7

Wiktor Dobrzański

Dallara F324 TOM'S TGE 33

BVM Racing							Team Motopark								
Lap	D	Time	Sector 1	Sector 2	Sector 3	T. Spd	Elapsed	Lap	D	Time	Sector 1	Sector 2	Sector 3	T. Spd	Elapsed
1		10:27:47.863	10:26:23.108	42.755	42.000	201.8	10:27:47.863	1		10:32:01.968 P	10:26:20.699	43.789	4:57.480	189.1	10:32:01.968
2		1:49.236	29.697	40.761	38.778	204.1	10:29:37.099	2		2:14.013	48.511	44.191	41.311	194.5	10:34:15.981
3		1:47.831	28.436	41.232	38.163	196.7	10:31:24.930	3		1:50.834	30.329	41.066	39.439	204.1	10:36:06.815
4		1:45.637	28.338	39.586	37.713	206.1	10:33:10.567	4		1:48.745	29.499	40.212	39.034	204.9	10:37:55.560
5		1:47.555	28.419	40.695	38.441	203.3	10:34:58.122	5		1:47.519	28.927	40.154	38.438	204.5	10:39:43.079
6		1:46.315	28.706	39.832	37.777	203.7	10:36:44.437	6		1:52.013	28.606	42.483	40.924	204.1	10:41:35.092
7		1:53.292	31.026	42.829	39.437	203.0	10:38:37.729	7		1:53.582	28.814	39.686	45.082	205.3	10:43:28.674
8		1:46.675	28.463	40.084	38.128	203.3	10:40:24.404	8		3:23.047	46.698	1:17.532	1:18.817	83.7	10:46:51.721
9		1:46.057	28.229	39.813	38.015	204.9	10:42:10.461	9		2:19.110	48.169	50.928	40.013	191.4	10:49:10.831
10		2:46.831 P	30.174	55.956	1:20.701	79.6	10:44:57.292	10		1:51.636	28.858	43.870	38.908	198.8	10:51:02.467
11		8:26.273	7:05.727	41.614	38.932	201.1	10:53:23.565	11		1:47.341	28.739	40.342	38.260	204.5	10:52:49.808
12		1:44.966	27.834	39.652	37.480	204.1	10:55:08.531	12		1:46.625	28.743	39.733	38.149	206.1	10:54:36.433
13		1:54.255	30.352	43.848	40.055	203.0	10:57:02.786	13		1:46.038	28.516	39.699	37.823	206.5	10:56:22.471
14		1:44.874	27.777	39.486	37.611	205.7	10:58:47.660	14		1:45.954	28.491	39.686	37.777	207.6	10:58:08.425
15		1:44.868	27.772	39.348	37.748	206.8	11:00:32.528	15		2:05.143	28.670	49.711	46.762	150.4	11:00:13.568
16		1:44.767	27.898	39.408	37.461	206.8	11:02:17.295	16		1:48.858	28.757	40.775	39.326	201.1	11:02:02.426
17		1:45.090	27.875	39.686	37.529	205.7	11:04:02.385	17		1:45.739	28.229	39.538	37.972	206.5	11:03:48.165
18		1:45.119	28.056	39.464	37.599	205.7	11:05:47.504	18			29.043	39.428			207.2
19		2:05.952 P	31.151	42.918	51.883	204.1	11:07:53.456								

4

Ricardo Miranda Baptista

Dallara F324 TOM'S TGE 33

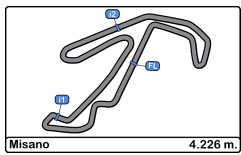
9

Everett Stack

Dallara F324 TOM'S TGE 33

BVM Racing							Team Motopark								
Lap	D	Time	Sector 1	Sector 2	Sector 3	T. Spd	Elapsed	Lap	D	Time	Sector 1	Sector 2	Sector 3	T. Spd	Elapsed
1		10:29:14.918	10:27:53.174	41.550	40.194	200.7	10:29:14.918	1		10:31:59.453 P	10:26:17.893	42.666	4:58.894	197.0	10:31:59.453
2		1:48.059	28.915	40.709	38.435	204.9	10:31:02.977	2		2:12.576	46.091	44.248	42.237	197.8	10:34:12.029
3		1:47.360	28.433	40.826	38.101	206.5	10:32:50.337	3		1:46.939	28.645	39.980	38.314	204.5	10:35:58.968
4		1:46.905	28.383	40.263	38.259	206.1	10:34:37.242	4		1:48.010	29.792	39.890	38.328	203.7	10:37:46.978
5		1:47.488	28.842	40.548	38.098	205.3	10:36:24.730	5		1:46.388	28.024	40.219	38.145	203.7	10:39:33.366
6		2:00.435 P	29.076	40.592	50.767	205.3	10:38:25.165	6		1:45.184	27.976	39.306	37.902	204.5	10:41:18.550
7		10:01.344	8:10.020	1:10.849	40.475	179.7	10:48:26.509	7		6:46.210 P	30.885	44.530	5:30.795	193.8	10:48:04.760
8		1:47.552	29.075	40.289	38.188	204.9	10:50:14.061	8		2:05.173	46.092	40.037	39.044	200.7	10:50:09.933
9		1:47.671	28.520	41.158	37.993	206.5	10:52:01.732	9		1:45.031	27.887	39.386	37.758	203.7	10:51:54.964
10		1:46.599	28.261	40.284	38.054	205.3	10:53:48.331	10		1:44.561	27.623	39.035	37.903	205.3	10:53:39.525
11		1:57.990	32.855	44.622	40.513	201.8	10:55:46.321	11		1:44.461	27.780	39.270	37.411	204.9	10:55:23.986
12		1:45.784	28.266	39.951	37.567	206.5	10:57:32.105	12		3:41.937 P	29.200	39.734	2:33.003	204.1	10:59:05.923
13		1:57.456	29.988	45.898	41.570	197.8	10:59:29.561	13		2:06.849	49.377	40.041	37.431	201.1	11:01:12.772
14		1:46.328	28.218	40.268	37.842	206.5	11:01:15.889	14		1:43.715	27.513	38.931	37.271	204.5	11:02:56.487
15		1:46.140	28.068	40.087	37.985	206.8	11:03:02.029	15		1:54.039	30.113	45.952	37.974	204.5	11:04:50.526
16		1:45.950	28.011	39.988	37.951	206.5	11:04:47.979	16		1:43.593	27.718	38.822	37.053	205.7	11:06:34.119
17		1:55.539	31.519	42.978	41.042	202.2	11:06:43.518	17			32.437	47.926		198.5	
18		2:04.485 P	28.200	40.395	55.890	206.1	11:08:48.003								





Misano
Euroformula Open
Free Practice - 1
Lap Analysis



10

Lorenzo Castillo

Dallara F324 TOM'S TGE 33 27

Jesse Carrasquedo

Dallara F324 TOM'S TGE 33

RT

Team Motopark

Team Motopark

Lap	D	Time	Sector 1	Sector 2	Sector 3	T. Spd	Elapsed	Lap	D	Time	Sector 1	Sector 2	Sector 3	T. Spd	Elapsed
1		10:30:28.317 P	10:26:04.498	43.133	3:40.686	197.8	10:30:28.317	1		10:30:29.858 P	10:26:10.399	42.804	3:36.655	199.2	10:30:29.858
2		2:19.167 P	42.748	42.442	53.977	198.5	10:32:47.484	2		2:13.606	50.487	42.171	40.948	194.2	10:32:43.464
3		2:01.221	40.615	41.207	39.399	201.8	10:34:48.705	3		1:49.224	29.481	40.484	39.259	202.6	10:34:32.688
4		1:48.647	29.272	40.584	38.791	204.1	10:36:37.352	4		1:50.704	28.892	42.874	38.938	202.2	10:36:23.392
5		1:47.342	28.791	40.040	38.511	205.3	10:38:24.694	5		1:47.351	28.674	39.848	38.829	203.7	10:38:10.743
6		1:46.520	28.360	39.801	38.359	205.3	10:40:11.214	6		1:46.499	28.531	39.827	38.141	204.5	10:39:57.242
7		1:50.512	31.643	40.194	38.675	204.5	10:42:01.726	7		1:46.359	28.115	39.968	38.276	201.8	10:41:43.601
8		2:19.197	28.676	43.148	1:07.373	92.7	10:44:20.923	8		1:59.921	28.119	39.586	52.216	205.3	10:43:43.522
9		5:22.862 P	43.253	1:10.164	3:29.445	86.3	10:49:43.785	9		5:13.377 P	38.539	1:11.739	3:23.099	84.3	10:48:56.899
10		2:06.080	46.870	40.460	38.750	203.3	10:51:49.865	10		2:14.084	48.021	43.242	42.821	199.2	10:51:10.983
11		1:46.401	28.572	39.693	38.136	204.9	10:53:36.266	11		1:45.955	28.205	39.600	38.150	203.7	10:52:56.938
12		1:46.059	28.380	39.705	37.974	206.1	10:55:22.325	12		1:45.256	27.891	39.567	37.798	204.9	10:54:42.194
13		1:45.868	28.402	39.449	38.017	206.8	10:57:08.193	13		1:54.788	27.981	43.075	43.732	162.1	10:56:36.982
14		1:45.494	28.124	39.495	37.875	205.7	10:58:53.687	14		1:45.275	28.107	39.454	37.714	204.9	10:58:22.257
15		2:02.973	32.524	49.608	40.841	186.5	11:00:56.660	15		1:44.507	27.838	39.155	37.514	206.1	11:00:06.764
16		1:45.222	28.171	39.231	37.820	206.1	11:02:41.882	16		1:51.102	27.687	40.702	42.713	204.5	11:01:57.866
17		1:45.592	28.554	39.283	37.755	204.9	11:04:27.474	17		1:46.199	27.973	39.439	38.787	204.9	11:03:44.065
18		1:44.619	28.251	38.905	37.463	206.5	11:06:12.093	18		1:44.297	27.739	39.219	37.339	205.7	11:05:28.362
19			32.355	41.276		203.3		19			33.035	44.867		203.7	

11

Alessandro Famularo

Dallara F324 TOM'S TGE 33 44

Diego de la Torre

Dallara F324 TOM'S TGE 33

BVM Racing

Team Motopark

Lap	D	Time	Sector 1	Sector 2	Sector 3	T. Spd	Elapsed	Lap	D	Time	Sector 1	Sector 2	Sector 3	T. Spd	Elapsed
1		10:29:13.345	10:27:37.359	47.582	48.404	200.7	10:29:13.345	1		10:30:09.218 P	10:26:13.309	43.396	3:12.513	198.5	10:30:09.218
2		1:57.547	32.223	43.617	41.707	204.9	10:31:10.892	2		2:09.649	46.156	43.120	40.373	195.2	10:32:18.867
3		1:48.210	29.333	40.272	38.605	206.1	10:32:59.102	3		1:49.147	29.376	41.078	38.693	204.1	10:34:08.014
4		2:05.075	33.501	48.604	42.970	175.3	10:35:04.177	4		1:48.989	28.168	42.537	38.284	204.5	10:35:57.003
5		1:50.738	28.536	42.014	40.188	205.3	10:36:54.915	5		1:52.787	34.780	39.625	38.382	205.3	10:37:49.790
6		1:46.237	28.109	40.051	38.077	205.7	10:38:41.152	6		1:46.804	28.385	40.275	38.144	205.7	10:39:36.594
7		1:45.388	28.231	39.351	37.806	207.2	10:40:26.540	7		1:47.459	28.198	41.180	38.081	204.5	10:41:24.053
8		23:39.720 P	28.075	39.529	22:32.116	205.7	11:04:06.260	8		1:45.714	28.083	39.650	37.981	203.7	10:43:09.767

21

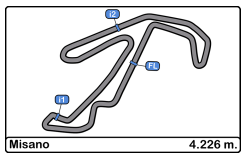
Rui-Heng Yeh

Dallara F324 TOM'S TGE 33

Team Motopark

Lap	D	Time	Sector 1	Sector 2	Sector 3	T. Spd	Elapsed	Lap	D	Time	Sector 1	Sector 2	Sector 3	T. Spd	Elapsed
1		10:30:12.612 P	10:26:06.810	43.802	3:22.000	192.5	10:30:12.612	9		3:10.962	47.066	1:11.740	1:12.156	99.9	10:46:20.729
2		2:11.052	49.044	42.233	39.775	196.0	10:32:23.664	10		2:21.341	50.806	50.650	39.885	187.1	10:48:42.070
3		1:47.657	28.338	41.066	38.253	204.1	10:34:11.321	11		1:47.217	28.390	40.755	38.072	205.7	10:50:29.287
4		1:46.690	28.473	40.169	38.048	206.8	10:35:58.011	12		1:48.311	27.720	42.274	38.317	206.5	10:52:17.598
5		1:46.520	28.746	39.682	38.092	205.3	10:37:44.531	13		1:45.055	28.007	39.182	37.866	206.5	10:54:02.653
6		1:46.511	28.171	39.917	38.423	201.1	10:39:31.042	14		1:44.468	27.802	39.059	37.607	207.6	10:55:47.121
7		1:45.703	28.027	39.573	38.103	205.7	10:41:16.745	15		1:53.312	28.198	40.561	44.553	208.4	10:57:40.433
8		2:08.456	27.947	46.785	53.724	154.2	10:43:25.201	16		1:44.174	27.822	38.906	37.446	207.2	10:59:24.607
9		6:34.368 P	48.466	1:15.744	4:30.158	78.4	10:49:59.569	17		2:07.280	27.823	46.268	53.189	134.8	11:01:31.887
10		2:09.506	46.811	43.432	39.263	188.1	10:52:09.075	18		1:44.297	27.865	38.965	37.467	206.8	11:03:16.184
11		1:45.392	28.105	39.285	38.002	207.2	10:53:54.467	19			27.757	39.779		206.1	
12		1:45.332	28.160	39.425	37.747	205.3	10:55:39.799								
13		1:50.673	28.006	40.821	41.846	151.0	10:57:30.472								
14		1:44.886	28.001	39.138	37.747	206.1	10:59:15.358								
15		2:09.471	35.057	50.108	44.306	196.3	11:01:24.829								
16		1:44.670	28.028	39.046	37.596	206.5	11:03:09.499								
17		1:43.948	27.640	39.018	37.290	206.1	11:04:53.447								
18		1:44.039	27.767	39.169	37.103	207.2	11:06:37.486								
19			28.561	39.078		207.2									





Misano
Euroformula Open
Free Practice - 1
Lap Analysis



50

Jan Koller

Dallara F324 TOM'S TGE 33

RT

Team Motopark

Lap	D	Time	Sector 1	Sector 2	Sector 3	T. Spd	Elapsed
1		10:31:48.023 P	10:26:17.481	46.373	4:44.169	197.8	10:31:48.023
2		2:18.701	50.736	44.375	43.590	186.8	10:34:06.724
3		2:02.349	35.124	41.864	45.361	198.5	10:36:09.073
4		1:51.725	31.005	41.128	39.592	203.7	10:38:00.798
5		1:48.051	28.842	40.140	39.069	204.5	10:39:48.849
6		1:47.149	28.677	39.898	38.574	204.5	10:41:35.998
7		6:17.765 P	28.722	42.122	5:06.921	198.5	10:47:53.763
8		2:12.516	50.407	42.278	39.831	197.4	10:50:06.279
9		1:47.001	28.371	39.702	38.928	206.5	10:51:53.280
10		1:58.012	30.232	42.872	44.908	203.7	10:53:51.292
11		1:59.263	28.446	48.357	42.460	144.5	10:55:50.555
12		1:45.854	28.101	39.901	37.852	206.5	10:57:36.409
13		1:45.366	28.026	39.504	37.836	205.3	10:59:21.775
14		1:59.385	32.740	44.918	41.727	176.4	11:01:21.160
15		1:56.467	28.297	42.973	45.197	153.6	11:03:17.627
16		1:44.967	27.898	39.495	37.574	207.6	11:05:02.594
17			30.162	40.259		204.5	

55

Divy Nandan

Dallara F324 TOM'S TGE 33

BVM Racing

Lap	D	Time	Sector 1	Sector 2	Sector 3	T. Spd	Elapsed
1		10:53:29.102	10:52:06.292	42.787	40.023	201.8	10:53:29.102
2		1:48.688	28.944	41.308	38.436	206.8	10:55:17.790
3		1:47.745	28.875	40.467	38.403	205.3	10:57:05.535
4		1:47.715	28.629	40.350	38.736	206.5	10:58:53.250
5		1:47.403	28.795	40.431	38.177	206.8	11:00:40.653
6		2:03.590	32.127	50.521	40.942	117.3	11:02:44.243
7		1:47.347	28.621	40.515	38.211	207.2	11:04:31.590
8		1:46.190	28.393	39.746	38.051	205.3	11:06:17.780
9		2:00.293 P	29.428	39.925	50.940	208.0	11:08:18.073

58

Aaron Ferrazzano

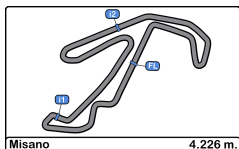
Dallara F324 TOM'S TGE 33

RT

Neri Autosport

Lap	D	Time	Sector 1	Sector 2	Sector 3	T. Spd	Elapsed
1		10:27:26.496	10:26:03.340	42.475	40.681	198.5	10:27:26.496
2		1:50.941	30.370	41.171	39.400	204.5	10:29:17.437
3		1:50.183	29.588	41.185	39.410	204.9	10:31:07.620
4		1:49.865	29.885	40.818	39.162	205.3	10:32:57.485
5		2:17.783 P	29.495	54.171	54.117	204.9	10:35:15.268
6		4:53.038	3:32.436	41.528	39.074	204.1	10:40:08.306
7		1:50.066	30.015	41.019	39.032	203.3	10:41:58.372
8		2:13.087	29.742	43.768	59.577	101.6	10:44:11.459
9		2:54.496 P	36.268	58.721	1:19.507	122.8	10:47:05.955
10		3:46.784	2:27.062	41.110	38.612	204.1	10:50:52.739
11		1:48.389	29.109	40.648	38.632	203.7	10:52:41.128
12		1:48.838	29.404	40.673	38.761	204.1	10:54:29.966
13		1:48.423	29.416	40.305	38.702	203.7	10:56:18.389
14		1:51.691	28.987	43.118	39.586	158.3	10:58:10.080
15		1:48.285	29.402	40.536	38.347	205.3	10:59:58.365
16		1:48.659	29.024	41.155	38.480	203.7	11:01:47.024
17		1:48.044	29.208	40.333	38.503	204.9	11:03:35.068
18		1:47.637	28.805	40.462	38.370	204.1	11:05:22.705
19		2:16.809 P	30.194	45.334	1:01.281	196.7	11:07:39.514



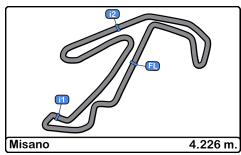


Misano
Euroformula Open
Free Practice - 1
Best Sectors Results



Sector - 1				Sector - 2				Sector - 3				Ideal Lap vs Best Lap			
Clas	Nº	Driver	Time	Nº	Driver	Time	Nº	Driver	Time	Clas	Nº	Driver	Ideal Lap	Best Lap	Clas
1	9	Everett Stack	27.513	9	Everett Stack	38.822	9	Everett Stack	37.053	1	9	Everett Stack	1:43.388	1:43.593	1
2	21	Rui-Heng Yeh	27.640	10	Lorenzo Castillo	38.905	21	Rui-Heng Yeh	37.103	2	21	Rui-Heng Yeh	1:43.761	1:43.948	2
3	27	Jesse Carrasquedo	27.687	44	Diego de la Torre	38.906	27	Jesse Carrasquedo	37.339	3	44	Diego de la Torre	1:44.072	1:44.174	3
4	44	Diego de la Torre	27.720	21	Rui-Heng Yeh	39.018	44	Diego de la Torre	37.446	4	27	Jesse Carrasquedo	1:44.181	1:44.297	4
5	3	Javier Herrera	27.772	27	Jesse Carrasquedo	39.155	3	Javier Herrera	37.461	5	10	Lorenzo Castillo	1:44.492	1:44.619	5
6	50	Jan Koller	27.898	3	Javier Herrera	39.348	10	Lorenzo Castillo	37.463	6	3	Javier Herrera	1:44.581	1:44.767	6
7	4	Ricardo Miranda Baptista	28.011	11	Alessandro Famularo	39.351	4	Ricardo Miranda Baptista	37.567	7	50	Jan Koller	1:44.967	1:44.967	7
8	11	Alessandro Famularo	28.075	7	Wiktor Dobrzański	39.428	50	Jan Koller	37.574	8	11	Alessandro Famularo	1:45.232	1:45.388	8
9	10	Lorenzo Castillo	28.124	50	Jan Koller	39.495	7	Wiktor Dobrzański	37.777	9	7	Wiktor Dobrzański	1:45.434	1:45.739	9
10	7	Wiktor Dobrzański	28.229	55	Divy Nandan	39.746	11	Alessandro Famularo	37.806	10	4	Ricardo Miranda Baptista	1:45.529	1:45.784	10
11	55	Divy Nandan	28.393	4	Ricardo Miranda Baptista	39.951	55	Divy Nandan	38.051	11	55	Divy Nandan	1:46.190	1:46.190	11
12	58	Aaron Ferrazzano	28.805	58	Aaron Ferrazzano	40.305	58	Aaron Ferrazzano	38.347	12	58	Aaron Ferrazzano	1:47.457	1:47.637	12



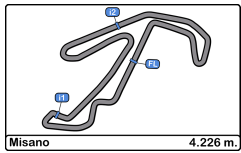


Misano
Euroformula Open
Free Practice - 1
Best 5 Lap Times



Cls	N°	Driver	Nat	Cat	Cls	Team	Nat	Vehicle	Best 1		Best 2		Best 3		Best 4		Best 5	
									Time	Lap	Time	Lap	Time	Lap	Time	Lap	Time	Lap
1	9	Everett Stack	USA			Team Motopark	DEU	Dallara F324 TOM'S TGE 33	1:43.593	16	1:43.715	14	1:44.461	11	1:44.561	10	1:45.031	9
2	21	Rui-Heng Yeh	TPE			Team Motopark	DEU	Dallara F324 TOM'S TGE 33	1:43.948	17	1:44.039	18	1:44.670	16	1:44.886	14	1:45.332	12
3	44	Diego de la Torre	MEX			Team Motopark	DEU	Dallara F324 TOM'S TGE 33	1:44.174	16	1:44.297	18	1:44.468	14	1:45.055	13	1:46.804	6
4	27	Jesse Carrasquedo	MEX			Team Motopark	DEU	Dallara F324 TOM'S TGE 33	1:44.297	18	1:44.507	15	1:45.256	12	1:45.275	14	1:45.955	11
5	10	Lorenzo Castillo	MEX	RT	1	Team Motopark	DEU	Dallara F324 TOM'S TGE 33	1:44.619	18	1:45.222	16	1:45.494	14	1:45.592	17	1:45.868	13
6	3	Javier Herrera	MEX	RT	2	BVM Racing	ITA	Dallara F324 TOM'S TGE 33	1:44.767	16	1:44.868	15	1:44.874	14	1:44.966	12	1:45.090	17
7	50	Jan Koller	CZE	RT	3	Team Motopark	DEU	Dallara F324 TOM'S TGE 33	1:44.967	16	1:45.366	13	1:45.854	12	1:47.001	9	1:47.149	6
8	11	Alessandro	VEN			BVM Racing	ITA	Dallara F324 TOM'S TGE 33	1:45.388	7	1:46.237	6	1:48.210	3	1:50.738	5	1:57.547	2
9	7	Wiktor Dobrzański	POL	RT	4	Team Motopark	DEU	Dallara F324 TOM'S TGE 33	1:45.739	17	1:45.954	14	1:46.038	13	1:46.625	12	1:47.341	11
10	4	Ricardo Miranda Baptista	BRA	RT	5	BVM Racing	ITA	Dallara F324 TOM'S TGE 33	1:45.784	12	1:45.950	16	1:46.140	15	1:46.328	14	1:46.599	10
11	55	Divy Nandan	IND			BVM Racing	ITA	Dallara F324 TOM'S TGE 33	1:46.190	8	1:47.347	7	1:47.403	5	1:47.715	4	1:47.745	3
12	58	Aaron Ferrazzano	BEL	RT	6	Neri Autosport	BEL	Dallara F324 TOM'S TGE 33	1:47.637	18	1:48.044	17	1:48.285	15	1:48.389	11	1:48.423	13



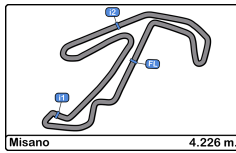


Misano
Euroformula Open
Free Practice - 1
Best 5 Top Speeds



Clas	Nº	Driver	Nat	Cat	Cls	Team	Nat	Vehicle	Top 1		Top 2		Top 3		Top 4		Top 5		Avg
									Km/h	Lap	Km/h	Lap	Km/h	Lap	Km/h	Lap	Km/h	Lap	
1	44	Diego de la Torre	MEX			Team Motopark	DEU	Dallara F324 TOM'S TGE 33	208.4	15	207.6	14	207.2	16	206.8	18	206.5	12	207.3
2	55	Divy Nandan	IND			BVM Racing	ITA	Dallara F324 TOM'S TGE 33	208.0	9	207.2	7	206.8	2	206.8	5	206.5	4	207.1
3	7	Wiktor Dobrzański	POL	RT	1	Team Motopark	DEU	Dallara F324 TOM'S TGE 33	207.6	14	207.2	18	206.5	13	206.5	17	206.1	12	206.8
4	50	Jan Koller	CZE	RT	2	Team Motopark	DEU	Dallara F324 TOM'S TGE 33	207.6	16	206.5	9	206.5	12	205.3	13	204.5	5	206.1
5	11	Alessandro Famularo	ITA			BVM Racing	ITA	Dallara F324 TOM'S TGE 33	207.2	7	206.1	3	205.7	6	205.7	8	205.3	5	206.0
6	21	Rui-Heng Yeh	TPE			Team Motopark	DEU	Dallara F324 TOM'S TGE 33	207.2	11	207.2	18	207.2	19	206.8	4	206.5	16	207.0
7	3	Javier Herrera	MEX	RT	3	BVM Racing	ITA	Dallara F324 TOM'S TGE 33	206.8	15	206.8	16	206.1	4	205.7	14	205.7	17	206.2
8	4	Ricardo Miranda Baptista	BRA	RT	4	BVM Racing	ITA	Dallara F324 TOM'S TGE 33	206.8	15	206.5	3	206.5	9	206.5	12	206.5	14	206.5
9	10	Lorenzo Castillo	MEX	RT	5	Team Motopark	DEU	Dallara F324 TOM'S TGE 33	206.8	13	206.5	18	206.1	12	206.1	16	205.7	14	206.2
10	27	Jesse Carrasquedo	MEX			Team Motopark	DEU	Dallara F324 TOM'S TGE 33	206.1	15	205.7	18	205.3	8	204.9	12	204.9	14	205.4
11	9	Everett Stack	USA			Team Motopark	DEU	Dallara F324 TOM'S TGE 33	205.7	16	205.3	10	204.9	11	204.5	3	204.5	6	205.0
12	58	Aaron Ferrazzano	BEL	RT	6	Neri Autosport	BEL	Dallara F324 TOM'S TGE 33	205.3	4	205.3	15	204.9	3	204.9	5	204.9	17	205.0



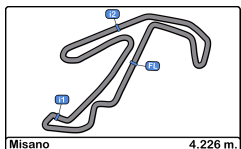


Misano
Euroformula Open
Free Practice - 1
Fastest Laps Sequence



Lap	Time of Day	Session Time	Nº Driver	Nat	Cat	Team	Nat	Vehicle	Time	Km/h
2	10:29:17.437	4:17.437	58 Aaron Ferrazzano	BEL	RT	Neri Autosport	BEL	Dallara F324 TOM'S TGE 33	1:50.941	137.1
2	10:29:37.099	4:37.099	3 Javier Herrera	MEX	RT	BVM Racing	ITA	Dallara F324 TOM'S TGE 33	1:49.236	139.2
2	10:31:02.977	6:02.977	4 Ricardo Miranda Baptista	BRA	RT	BVM Racing	ITA	Dallara F324 TOM'S TGE 33	1:48.059	140.7
3	10:31:24.930	6:24.930	3 Javier Herrera	MEX	RT	BVM Racing	ITA	Dallara F324 TOM'S TGE 33	1:47.831	141.0
3	10:32:50.337	7:50.337	4 Ricardo Miranda Baptista	BRA	RT	BVM Racing	ITA	Dallara F324 TOM'S TGE 33	1:47.360	141.7
4	10:33:10.567	8:10.567	3 Javier Herrera	MEX	RT	BVM Racing	ITA	Dallara F324 TOM'S TGE 33	1:45.637	144.0
7	10:40:26.540	15:26.540	11 Alessandro Famularo	VEN		BVM Racing	ITA	Dallara F324 TOM'S TGE 33	1:45.388	144.3
6	10:41:18.550	16:18.550	9 Everett Stack	USA		Team Motopark	DEU	Dallara F324 TOM'S TGE 33	1:45.184	144.6
9	10:51:54.964	26:54.964	9 Everett Stack	USA		Team Motopark	DEU	Dallara F324 TOM'S TGE 33	1:45.031	144.8
10	10:53:39.525	28:39.525	9 Everett Stack	USA		Team Motopark	DEU	Dallara F324 TOM'S TGE 33	1:44.561	145.4
11	10:55:23.986	30:23.986	9 Everett Stack	USA		Team Motopark	DEU	Dallara F324 TOM'S TGE 33	1:44.461	145.6
16	10:59:24.607	34:24.607	44 Diego de la Torre	MEX		Team Motopark	DEU	Dallara F324 TOM'S TGE 33	1:44.174	146.0
14	11:02:56.487	37:56.487	9 Everett Stack	USA		Team Motopark	DEU	Dallara F324 TOM'S TGE 33	1:43.715	146.6
16	11:06:34.119	41:34.119	9 Everett Stack	USA		Team Motopark	DEU	Dallara F324 TOM'S TGE 33	1:43.593	146.8





Misano
Euroformula Open
Free Practice - 1
Pit Stop Analysis



3 Javier Herrera Dallara F324 TOM'S TGE 33

RT BVM Racing

N°	In Day Time	In Time	Out Time	Pit Time	T. Pit Time	Handicap	Diff.
1	10:44:43.469	10:44:43.469	10:51:25.146	6:41.677	6:41.677		

4 Ricardo Miranda Baptista Dallara F324 TOM'S TGE 33

RT BVM Racing

N°	In Day Time	In Time	Out Time	Pit Time	T. Pit Time	Handicap	Diff.
1	10:38:11.950	10:38:11.950	10:45:50.735	7:38.785	7:38.785		

7 Wiktor Dobrzański Dallara F324 TOM'S TGE 33

RT Team Motopark

N°	In Day Time	In Time	Out Time	Pit Time	T. Pit Time	Handicap	Diff.
1	10:27:48.482	10:27:48.482	10:32:11.110	4:22.628	4:22.628		

9 Everett Stack Dallara F324 TOM'S TGE 33

Team Motopark

N°	In Day Time	In Time	Out Time	Pit Time	T. Pit Time	Handicap	Diff.
1	10:27:41.915	10:27:41.915	10:32:08.461	4:26.546	4:26.546		
2	10:43:17.605	10:43:17.605	10:48:14.268	4:56.663	9:23.209		
3	10:57:08.322	10:57:08.322	10:59:15.555	2:07.233	11:30.442		

10 Lorenzo Castillo Dallara F324 TOM'S TGE 33

RT Team Motopark

N°	In Day Time	In Time	Out Time	Pit Time	T. Pit Time	Handicap	Diff.
1	10:27:30.927	10:27:30.927	10:30:37.538	3:06.611	3:06.611		
2	10:32:33.800	10:32:33.800	10:32:56.513	22.713	3:29.324		
3	10:47:25.611	10:47:25.611	10:49:53.448	2:27.837	5:57.161		

21 Rui-Heng Yeh Dallara F324 TOM'S TGE 33

Team Motopark

N°	In Day Time	In Time	Out Time	Pit Time	T. Pit Time	Handicap	Diff.
1	10:27:33.423	10:27:33.423	10:30:23.295	2:49.872	2:49.872		
2	10:46:39.279	10:46:39.279	10:50:08.491	3:29.212	6:19.084		

27 Jesse Carrasquedo Dallara F324 TOM'S TGE 33

Team Motopark

N°	In Day Time	In Time	Out Time	Pit Time	T. Pit Time	Handicap	Diff.
1	10:27:36.582	10:27:36.582	10:30:39.007	3:02.425	3:02.425		
2	10:46:43.983	10:46:43.983	10:49:05.575	2:21.592	5:24.017		

44 Diego de la Torre Dallara F324 TOM'S TGE 33

Team Motopark

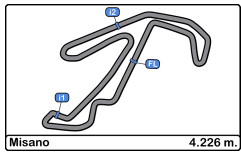
N°	In Day Time	In Time	Out Time	Pit Time	T. Pit Time	Handicap	Diff.
1	10:27:39.648	10:27:39.648	10:30:19.315	2:39.667	2:39.667		

50 Jan Koller Dallara F324 TOM'S TGE 33

RT Team Motopark

N°	In Day Time	In Time	Out Time	Pit Time	T. Pit Time	Handicap	Diff.
1	10:27:46.427	10:27:46.427	10:31:58.542	4:12.115	4:12.115		
2	10:43:38.982	10:43:38.982	10:48:04.622	4:25.640	8:37.755		

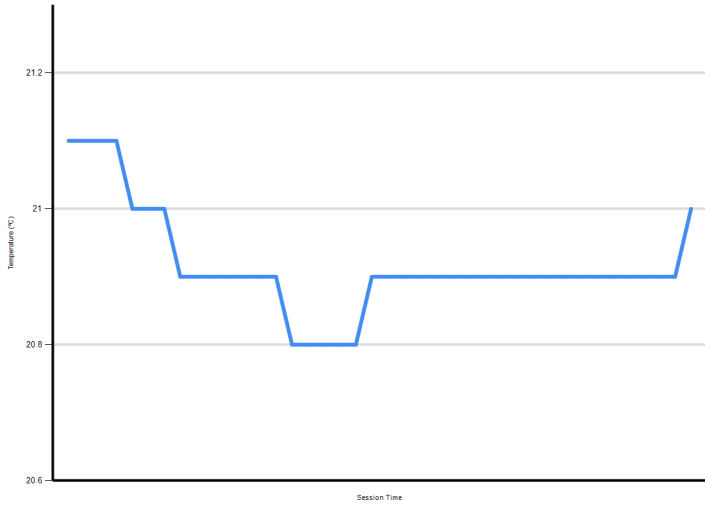




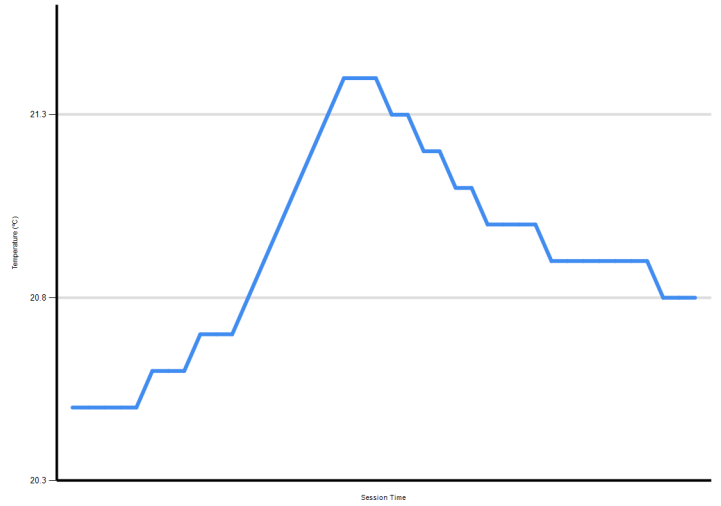
Misano
Euroformula Open
Free Practice - 1
Weather Report



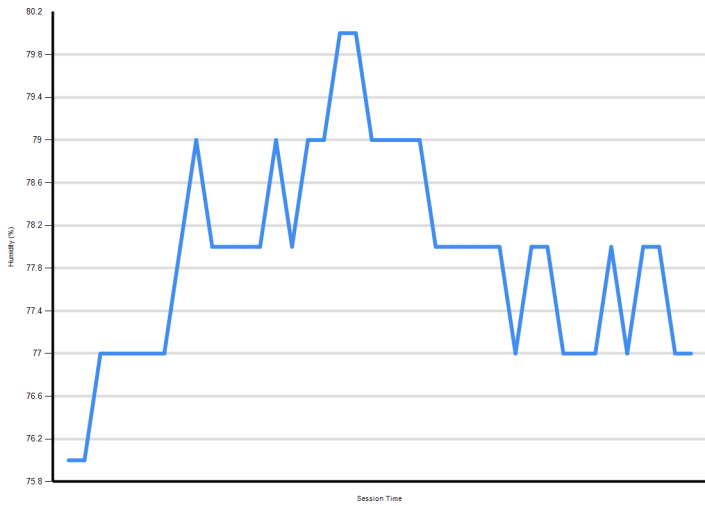
Air Temperature



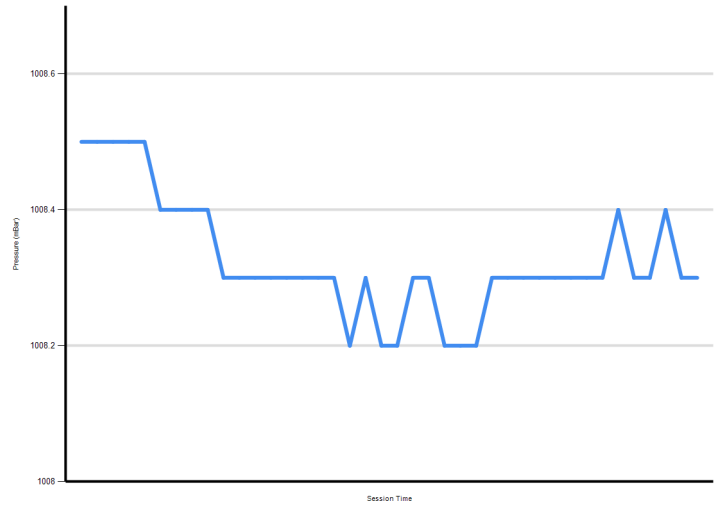
Track Temperature



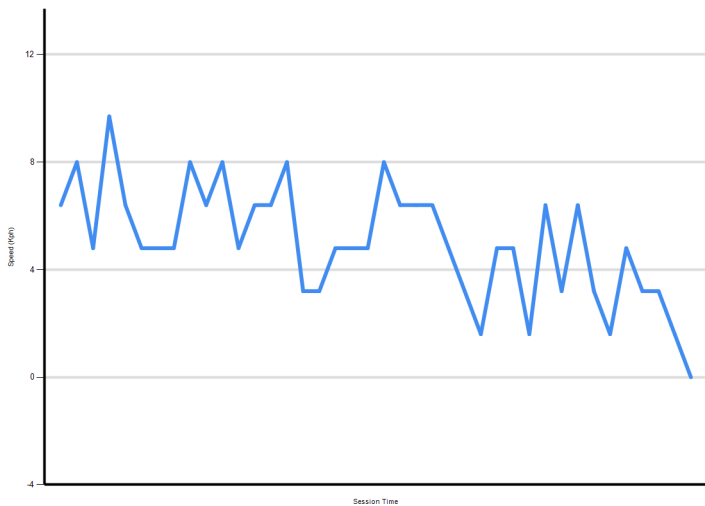
Humidity



Pressure



Wind Speed



Wind direction

